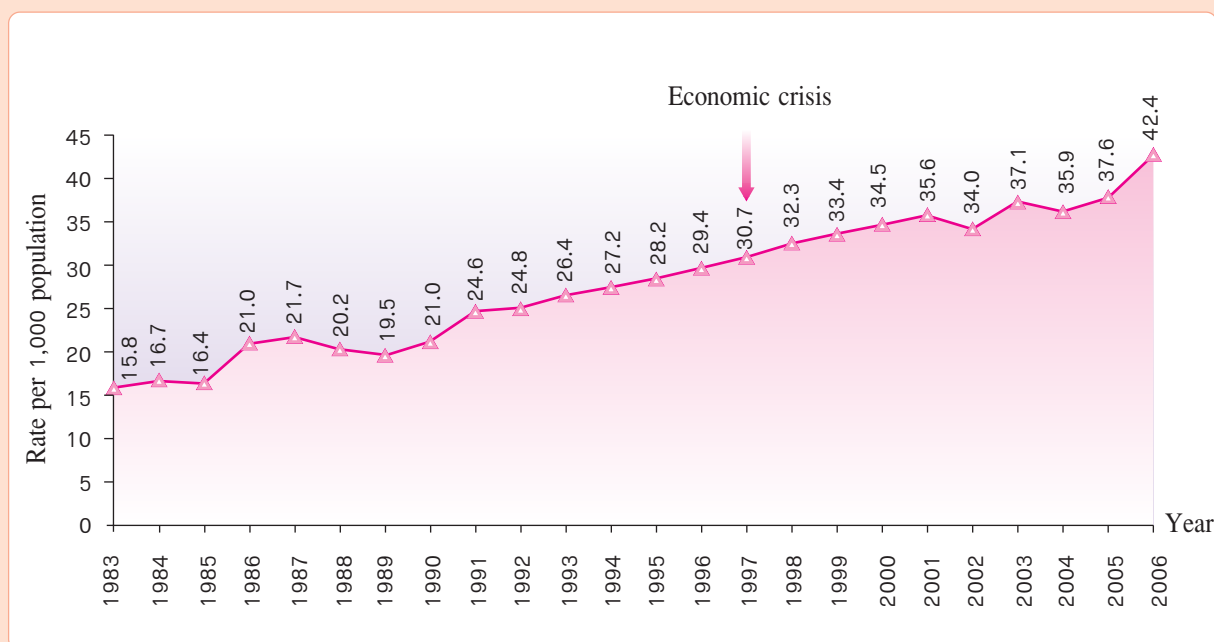


## 2.8 Mental Health Problem

Mental health problems, based on the prevalence of mental disorders and suicide situation, tend to be worsening among the Thai people as the rate of outpatients attending mental health clinics has increased from 24.6 per 1,000 population in 1991 to 42.4 per 1,000 population in 2006 (Figure 5.51); and the numbers of patients with psychosis, depression and epilepsy are on the rise (Table 5.29). In addition, the rate of admissions of patients with psychosis and mental disorders has also risen from 90.74 per 100,000 population in 1981 to 227.2 per 100,000 population in 2006 (Figure 5.52).

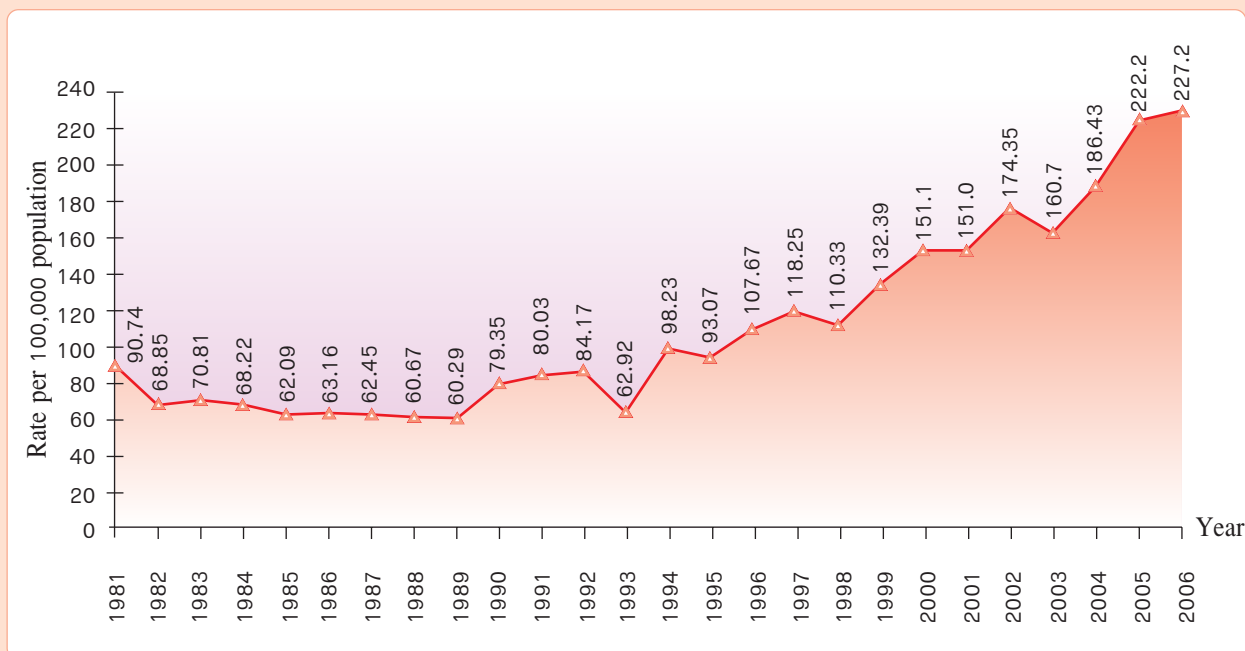
**Figure 5.51** Rate of outpatient visits with mental and behavioural disorders, 1983-2006



**Source:** Outpatients Report. Bureau of Policy and Strategy, Office of the Permanent Secretary, Ministry of Public Health.

19 Vikrom Sengkisiri. Comparison of Effectiveness of Hearing Measurements between 16-hr Noise Exposure Cessation and 4-hr Ear Protective Device Usage in Industrial Plants in 1998, 1999.

**Figure 5.52** Rate of admissions of patients with psychosis and mental disorders, Thailand, 1981-2006



**Source:** Inpatients Report. Bureau of Policy and Strategy, Office of the Permanent Secretary, Ministry of Public Health.

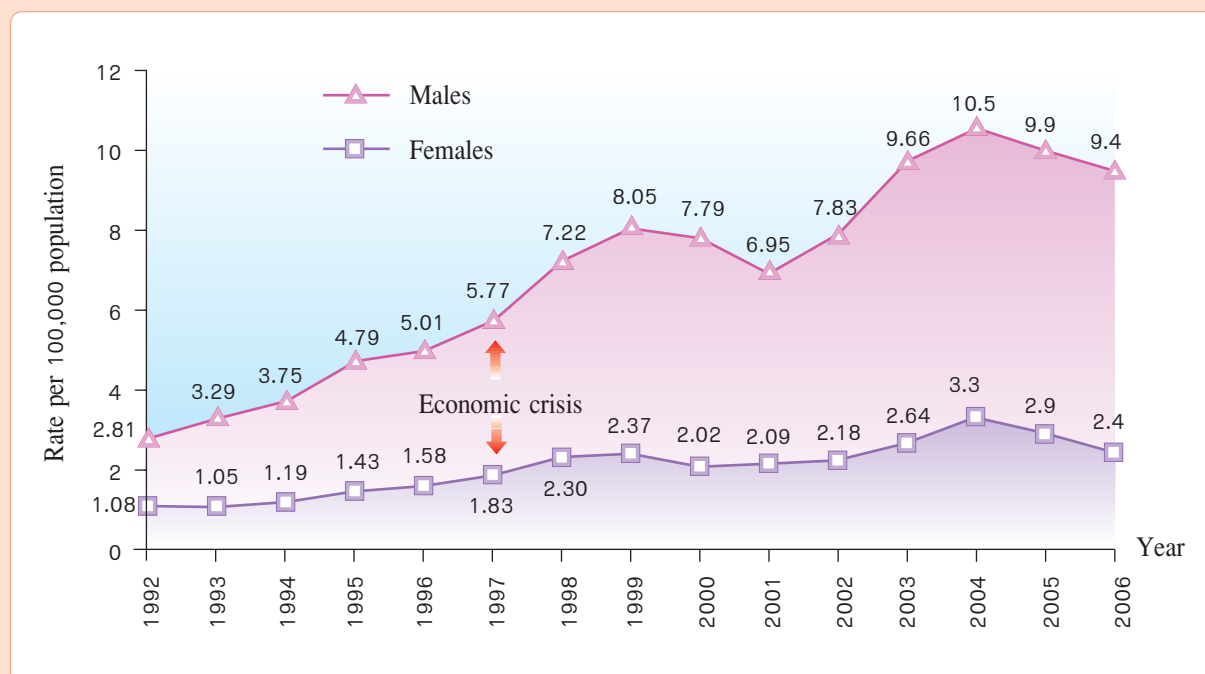
**Table 5.29** Prevalence of mental disorders, 1997-2006

Mental disorder	Prevalence per 100,000 population									
	1997	1998	1999	2000	2001	2002	2003	2004	2005	2006
- Psychosis	440.1	435.3	424.8	451.0	519.6	828.0	751.4	682.7	572.3	640.6
- Anxiety disorder	789.9	822.6	764.7	812.2	776.0	862.5	865.6	667.6	596.8	548.8
- Major depression	55.9	74.3	99.5	130.3	94.9	134.8	163.8	140.6	149.9	186.0
- Mental retardation	44.7	52.9	58.2	52.4	51.7	62.3	56.6	55.5	51.7	60.8
- Epilepsy	109.3	125.8	NA	149.8	182.5	200.3	193.5	180.5	195.2	172.1

**Source:** Department of Mental Health, Ministry of Public Health.

Suicide is one of the indicators reflecting serious mental conditions. According to a report of the Royal Thai Police, after the 1997 economic crisis the suicidal rate tends to be on the rise; the rate in males being almost four times greater than that in females (Figure 5.53).

**Figure 5.53** Rate of suicides, 1992-2006



**Sources:** 1. Data for 1992-2003 were derived from the database of the Royal Thai Police.  
 2. Data for 2004-2006 were derived from the Bureau of Policy and Strategy, Office of the Permanent Secretary, MoPH.