



Cambodian Street Children Profile 2011

Prepared by the Cambodian Street Children Network &
Compiled by Friends-International - With the support of



Acknowledgements:

This report would not be made possible without the participation of:

- Laura Bettini / David Harding / Pauline Marteil / Joanna Das
- Staff at Friends-International

Most importantly we would like to thank each of the respondents who gave their time to participate in this study and for sharing valuable information with the Cambodian Street Children Network.



2011 Cambodian Street Children Network:

Location	Organisation
1. Phnom Penh	Mith Samlanh
2. Siem Reap	Kaliyan Mith
3. Sihanoukville	M'lop Tapang
4. Poipet & Neak Loeung (Prey Veng)	Damnok Toek /Goutte d'eau
5. Battambang	Komar Rikreay
6. Battambang	Krousar Thmey
7. Phnom Penh	World Vision Cambodia
8. Phnom Penh	Cambodian Children Against Starvation and Violence

For further information about the CSCN network or to support their work, contact:

Friends-International- Phnom Penh Head Office:

House 71, Street 174, Phnom Penh, Cambodia

Tel: (+855) 23 986601

Email: info@friends-international.org

www.friends-international.org

TABLE OF CONTENTS

Abbreviations & Acronyms	05
---	----

Executive Summary	06
--------------------------------	----

SECTION 1:

Introduction	08
---------------------------	----

Presentation of the CSCN	08
--------------------------------	----

Purpose of the Cambodian Street Children Profile 2011	12
---	----

Defining Street Children/Youth	13
--------------------------------------	----

Data Collection & Methods	13
---------------------------------	----

SECTION 2:

General Overview	15
-------------------------------	----

Cambodia	15
----------------	----

Education	15
-----------------	----

Child Labor	16
-------------------	----

Juvenile Justice	17
------------------------	----

Substance Abuse	17
-----------------------	----

Health Care Provision	18
-----------------------------	----

Gender	19
--------------	----

Migration	19
-----------------	----

Child Trafficking & Prostitution.....	20
---------------------------------------	----

SECTION 3:

Snapshot Survey	21
------------------------------	----

Total Number of Street Children/Youth Counted	21
---	----

Location Specific Overview of Street Children	26
---	----

SECTION 4:

Questionnaire Survey	33
-----------------------------------	----

Findings from the Questionnaire- All Cities	33
---	----

Findings from the Questionnaire-Location Specific	46
--	----

Phnom Penh	46
------------------	----

Siem Reap	56
-----------------	----

Sihanoukville	65
---------------------	----

Poipet	73
--------------	----

Battambang82

Neak Loeung89

SECTION 5:

Conclusion96

SECTION 6:

Annexes97

References106

ABBREVIATIONS & ACRONYMS

AI	Amnesty International
ART	Antiretroviral Therapy
CCASVA	Cambodian Children Against Starvation and Violence
CSCN	Cambodian Street Children Network
CMDG	Cambodian Millennium Development Goal
ILO	International Labor Organisation
MDG	Millennium Development Goal
MOU	Memorandum of Understanding
NACD	National Authority for Combating Drugs of Cambodia
NAR	Net Admission Rate
NER	Net Enrolment Rate
NGO	Non-Government Organisation
PLWHIV	People Living With HIV
SCP	Street Child Profile
SPSS	Statistical Product & Service Solutions
STD	Sexually Transmitted Disease
UN	United Nations
UNDP	United Nations Development Programme
UNODC	United Nations Office on Drugs & Crime
UNIAP	United Nations Inter-Agency Project on Human Trafficking
USA	United States of America

EXECUTIVE SUMMARY

This report is the third publication of a research project conducted by the Cambodian Street Children Network (CSCN). Founded in 2007 by Friends-International and Mith Samlanh, the CSCN now includes eight NGOs (Damnok Toek, Goutte d'eau, Kaliyan Mith, Krousar Thmey, M'lop Tapang, World Vision Cambodia, Cambodian Children Against Starvation and Violence (CCASVA), and Komar Rikreay).

The CSCN aims to create a coordinated platform for strengthening services, conducting research and exchanging information. This is done to improve the network members' ability to adopt best practice by understanding the needs of beneficiaries via analysis of data collected and direct engagement with the children/youth. A recent partnership with the NGO Komar Rikreay has allowed the CSCN to encompass Battambang in the study, whilst the termination of a Mith Samlanh project in Kampong Cham has resulted in the exclusion of this area from the survey.

The Cambodian Street Children Profile (2011) is a joint effort of rigorous data collection and careful analysis of information regarding the street children population across six geographical locations in Cambodia. The research employs two main methodologies, namely a 24-hr rapid assessment survey, also known as a snapshot and an in-depth questionnaire. Friends-International instructed the research, supervised data collection and analysed the results. Friends-International acknowledges the efforts that all CSCN partners contributed to this research. Without the contribution and valued insight from the network, this report would not have been possible.

The findings from this report will assist the CSCN Network to better understand the demographics of street children/youth and their needs so as to inform service delivery and best practice in order to save lives and build futures.

Summary of Main Findings:

- 1. Income-** The most common income generating activities include begging, scavenging, and working on construction sites. To a lesser extent, other activities are indicated, such as selling petty goods and stealing. With regard to child labor, overall the survey indicates that more children compared to the past resorted to begging as a primary source of income.
- 2. Household Composition-** The research highlights that almost all participants of the survey live in a traditional family comprising two parents and siblings while a small minority live in a female-headed household. Contrary to general perception, the large majority of young street children have a shelter where they can live and sleep at night. Compared to previous data there has been a remarkable decrease (50%) in the number of street living children despite the increase of uprooted and homeless families due to urban redevelopment and the 2011 September flood which affected all the cities surveyed. This could be related to domestic policies, including the Village and Commune Safety Policy and social rehabilitation centers, the purpose of which appears to be the clearing of urban areas leading to the removal of poorer urban dwellers to the "suburbs". In Phnom Penh, Poipet and Battambang young people from homeless families make up 20-30% of the two survey sample groups.
- 3. Food Insecurity-** Overall, almost 40 per cent of children and youth suffer from hunger. The previous reports do not offer a baseline for such data; however, general studies on food and the recent global economic crisis have flagged the risk of an increase of food cost and its impact on impoverished communities. With the exception of Neak Loeung, all other urban areas show a considerable proportion of the young population suffering from hunger. The data also suggests a correlation between nutritional deficit and health as there exists a similar proportion of minors and young adults who need medical assistance. Malnourished children often lack the nutrients that the body demands to grow, function, and to prevent and protect from illnesses, however besides HIV-AIDS, the questionnaire does not investigate which other related medical treatments, (which make up 5% of the entire sample) young people need.
- 4. Age-** The age distribution of the study is consistent with the previous report indicating that the majority of the

NGOs' beneficiaries are between ten and eighteen years old and who are very likely to abandon school before the end of the primary education cycle to supplement family's income. It is worth noting that the number of young adults aged over eighteen has diminished. Educational attainment, which is strictly correlated to the age of the sample, is very low and reflects the national statistics regarding level of schooling of adolescents. While very few of them attend and finish primary school, there is a risk that girls, who form 40% of the sample, are most at risk of dropping out in order to fulfil family duties.

- 5. Detention of Minors-** The previous SCP's do not cover the detention of minors, therefore establishing a trend is not possible. 12% of the survey, the majority of which are underage, had been detained for a period of time which in some cases lasted more than six months. This data is concerning as it highlights minors' vulnerability to child rights abuse and violence. With the absence of an established Juvenile Justice system in Cambodia, this issue poses great risk to vulnerable street children and young people who are at the risk of being detained, arrested and brought to trial regardless of their age.
- 6. Substance Abuse-** Although drug addiction and rehabilitation is one of the most controversial issues due to the relative lack of evidence-based detoxification and rehabilitation treatments, the number of surveyed youths who use illicit substances is considerably low. This does not however reflect the situation of drug use amongst street based and community based children and youth who are not participating in center based services. Ongoing research and anecdotal evidence from many organisations confirm significant drug use on the streets of Cambodia. For example, the 2011 Mith Samlanh Substance Use survey indicates that 35.6% of the entire street child and youth population use drugs whilst 76.5% of the lone street living children and youth population uses drugs.
- 7. Migration-** Migration has been analysed as a fluid movement that may have included several provinces before reaching the town where the NGO works. Although the research was not able to ascertain the micro-migration among districts of the same province, data reveals that approximately 70% of young people surveyed have experienced some form of migration, including the first trip from their homeland to the city where the survey was conducted. However, the number of children and youth involved in multiple movements beyond their initial move from their homeland to their current destination is significantly lower.

A closer look at the migration flow indicates that once the homeland destination is excluded from the count of migrants' destinations, the proportion of children and youth migrating decreases. It is worth noting that the majority of minors engaged in migration are with an adult member of their extended family, confirming data regarding household composition.
- 8. Natural Disaster-** The September 2011 flood affected all the cities included in the survey. The study investigating the impact of the flood with regard to the loss of housing concludes that 12% of the families were uprooted by the natural disaster and all of them were able to return home.
- 9. New Category-** The adoption of a new 'other' category within the demographic is represented by almost 40% of the sample. Results highlight the fluidity of the street children phenomenon and indicate to what extent a category may not be totally suitable when the environment and local circumstances change. The vast majority of young people engage in some form of income generating activity largely due to a number of issues such as illness/disease, relocation, familial dysfunction or economic hardship within the household. The proportion of the demographic category 'other' changes in each city mirroring local conditions affecting the demographic. In Battambang all children fall into such category, while in Siem Reap and Phnom Penh they represent 40%. The proportion of children represented in the category "other" could also be a result of staff being unable to gather sufficient information from the sample population.

The number of children and youth identified as 'street working' represents the majority of the traditional street children category. The study reveals that almost 30% of children, teenagers and young adults are subject to varying type's of violence and abuse. The research also highlights that a significant proportion of the young street population is vulnerable to road accidents, occurring mainly in Neak Loeung and Sihanoukville.

INTRODUCTION

Presentation of the Cambodian Street Children Network

The CSCN currently consists of the following 8 members:

CAMBODIAN CHILDREN AGAINST STARVATION & VIOLENCE (CCASVA)

The Cambodian Children Against Starvation and Violence Association “CCASVA” is a non partisan, non religious, non-profit and local non-government organization. CCASVA was established in January 1996 by a group of Cambodian student’s volunteers. CCASVA works to address the needs of vulnerable children and youth who are exposed to violence, sexual abuse, trafficking, exploitation, drug abuse, and HIV/AIDS. CCASVA’s vision includes that all vulnerable and victimized children and youth in Cambodia have quality of life, dignity and become good citizens in society. CCASVA aims to collaborate with stakeholders to contribute to qualitative and effective social services, health, education, and legal aid to vulnerable and victimized children and youth.



Objectives:

- To promote ability of vulnerable and victimized children, family, local authority and stakeholders in order to protect and prevent them from violence, sexual abuse, exploitation, trafficking, drug abuse, crime committed, and HIV/AIDS infection.
- To improve reproductive and sexual health to youth and support and care for vulnerable children and family who are impacted by HIV and AIDS.
- To promote technical ability of staff in order to deliver effective and qualitative services to beneficiaries whilst applying good governance within the organization.

Contact Details:

Address: # 30B, Street 456, Sangkat Tuol Tumpong I, Khan Chamcarmon, Phnom Penh, Cambodia

Telephone: 855-23 993 615

Email: ccasva@ccasva.org

Website: <http://www.ccasva.org/>

DAMNOK TOEK (Goutte d’eau)

Damnok Toek/Goutte d’eau (GE) Switzerland was established as a Swiss NGO in 1996 and has been running a center for vulnerable children in Neak Loeung since January 1997. In 1999, Goutte d’eau implemented a project aimed at rehabilitating substance abuse by children in Poipet. Since then, GE has extended its activities to offer specialized services for other vulnerable children. In 2003, to face the lack of appropriate services in the provinces for disabled children, GE Neak Loeung opened a shelter in Phnom Penh for up to 30 children living with intellectual and/or physical disabilities. At present; both projects (Goutte d’eau Neak Loeung and Goutte d’eau Poipet) are implementing similar activities to support vulnerable children and their families.



Objectives:

- Prevention of child abuse, substance abuse and child trafficking within Cambodia and abroad
- Rehabilitation of traumatized children and children affected by substance abuse
- Re-Integration of neglected children, street children and children with disabilities into the Cambodian society

through non-formal education (day care centers and vocational training centers) and formal education (public schools).

- Reintegration of child victims of carelessness or trafficking, and children who run away from home, into their community and, if possible, their family.

Contact Details: (3 different locations in Cambodia - Poipet, Neak Loueng and Phnom Penh)

Website- http://www.damnoktoek.org/html/index.php?p_lang=en

Email- Executive Director: Sam Sovannarith: ed@damnoktoek.org

KALIYAN MITH



Friends-International established the Kaliyan Mith program in Siem Reap in 2005 with the objective to provide best practice child protection services and support to marginalized children, youth and their families, in collaboration with the Siem Reap provincial authorities. Kaliyan Mith targets the most vulnerable children in society; children who have been forced to live and/or work on the street, children who are in conflict with the law, children working at the garbage dumpsite, children using drugs and children who have migrated or have been trafficked to neighbouring Thailand.

Objectives:

- To provide services to children and youth while supporting them with education through access to remedial classes, reintegration to public school and vocational training.
- Assisting families to access income generating activities so their children can remain in school.
- To provide children and youth with safe lodging through the Kaliyan Mith Transitional Home where a dedicated team of social workers prepare their reintegration into a family environment.
- To implement the Friends approach which prioritises the importance given to the work with families of the most vulnerable children as very often the root causes of the situation of the children are linked with their family situations.
- To provide children and youth with a number of interlinked psycho-social, medical and educational services closely integrated within the other private and public services in Siem Reap.

Contact Details:

Address: #457, Group 4, Trang Village, Slorkram Commune, Siem Reap District, Siem Reap, Cambodia

Email: ampor@friends-international.org- Ms. Ampor Sam-Oeun – Program Director

Phone/Fax: +855 63 761 096

Website: <http://www.friends-international.org/index.asp?mm=ho>

KOMAR RIKREAY



Komar Rikreay (KMR) is a Cambodian organization founded in 1998. It commits to protect and support the development of vulnerable children and local communities. Through its mission, Komar Rikreay contributes to build a world where dignity, respect and education are effective rights for all. The organisation's values include; commitment, honesty, accountability, professionalism and sustainability.

Objectives:

- To ensure that street, trafficked, and vulnerable children have access to their basic rights for their improved well-being.
- To provide reception facilities and social services to vulnerable children including health, education, vocational skills training, psychosocial support and advocacy for their sustainable integration back into communities and their long term development.
- To implement 5 main projects including the; Reception and Rehabilitation project, the Reintegration project, the Alternative care project, the Outreach project and the Agriculture project.

Contact Details:

Address: Battambang province- Battambang city: Samrong Chamka 1

Mobile phone: 855-12-732-307

Email: kmrcambodia@yahoo.com

Website: <http://www.komarrikreay.webeden.co.uk>

KROUSAR THMEY

Krousar Thmey ("New Family" in Khmer) began life in the refugee camps of Thailand in 1991, and is the first Cambodian aid foundation for underprivileged children. It is apolitical and non-denominational. Within the scope of sustainable activity tailored to local needs, Krousar Thmey ensures that support offered does not result in privileges, aid dependence or disparities with the local community. The Foundation's basic principle is the development of projects run by Cambodians for Cambodians. Krousar Thmey believes in a world in which all children are empowered to grow into independent and responsible adults. They aim to enable the integration of Cambodian children through education, appropriate support and the arts in accordance with their traditions and beliefs.



Objectives:

- To provide special education for visually and/or hearing impaired children: Krousar Thmey has developed special schools, Khmer sign language and Braille, and the only comprehensive educational programme addressing education for visually or hearing impaired children in accordance with the Cambodian national curriculum.
- To prioritise child welfare by addressing victims of poverty, human trafficking or difficult family situations and street children, Krousar Thmey has created small structures, adapted to each individual child with long term monitoring in line with a traditional Cambodian way of life, helping them to grow as independent and responsible adults.
- To enhance cultural and artistic development via art classes that are made accessible for each and every child supported by Krousar Thmey. These classes enable children to appropriate their cultural heritage, and to develop their creativity and self-confidence

Contact Details:

Address: 4 st 257 (crossing with st 132) – Kampuchea Krom- Phnom Penh

Tel.: +855 (0) 23 36 61 84 - communication@krousar-thmey.org

Website: <http://www.krousar-thmey.org/>

MITH SAMLANH



Mith Samlanh (meaning 'Friends' in Khmer) is a local organization working with marginalized Cambodian children and youth, their families and communities in Phnom Penh to develop creative projects that effectively support the children to become independent and productive members of the community.

Mith Samlanh was established in August 1994 as a non-religious organization working with street children, their families and their communities in Phnom Penh. The projects of Mith Samlanh aim to facilitate the social reintegration of children and youth into their families, the public school system, the workplace, and their culture. "Together, we protect marginalized children and youth and with them create innovative and exciting opportunities to build their futures."

Objectives:

- Protecting marginalized children and youth from all forms of abuse within the scope of the International Convention of the Rights of the Child
- Reintegrating marginalized children and youth so they become actively involved in the development of their society
- Preventing marginalized children and youth from engaging in risky behaviour and/or dangerous situations that compromise their futures
- Improving the way organisations work by promoting innovative and effective approaches with the active participation of the children and youth
- Influencing all tiers of society to provide supportive environments and adopt positive behaviour changes

Contact Details:

Address: #215, Street 13, Sangkat Chey Chumneas- Khan Daun Phnom Penh, Cambodia

Tel: +855 23 220 596

Email: info@mithsamlanh.org

Website: <http://www.mithsamlanh.org>

M'LOP TAPANG



M'lop Tapang is a local non-profit organisation working with the street children of Sihanoukville since 2003. The organisation currently works directly with over 3000 children and 900 families through nine specialised centers in the Sihanoukville area providing shelter, medical care, sports and arts, education and training, counselling, family support and protection from all types of abuse. M'lop Tapang envisions an environment where all children are allowed to grow up in their families feeling safe, healthy and happy; a society where all children are respected and treated equally; a community where all children are given choices about their future.

Objectives:

- Strives to provide a safe haven for the street children of Sihanoukville, offering care and support to any child at risk.
- Offer access to education, reintegration with families, life-skills training and creative and recreational activities, while ensuring protection from all forms of abuse.
- To ensure that efforts allow underprivileged children to embrace their childhood so they can become

responsible adults and positive, independent members of society.

- To implement a range of services, some of which include; Families Support Education, Peer Support & Education, Legal Assistance, Child Protection, Drug Treatment Facility, Counseling and Art Therapy, Night Centers, Public School Bridging Classes and a Back to School Program.

Contact Details:

Address: Group 4, Village 4, Sang Kat 4, Sihanoukville-Cambodia

Website: www.mloptapang.org

Email: info@mloptapang.org

Tel: 034 399 050

WORLD VISION CAMBODIA (WVC)

World Vision Cambodia's ministry is focused on the lives of Cambodia's poorest children and their families. WVC works with children, families and communities regardless of their religious beliefs, gender, or ethnic background and on a non-profit basis. Motivated by Christian faith, and in partnership with communities and donors, World Vision Cambodia seeks to enable Cambodian children and their families realize their God-given potential by tackling the causes of poverty. WVC's targeted communities adopt a holistic approach to transformational development that is carried out through long-term partnership with villagers to improve livelihoods for children and their families. Each of the communities focus on different combinations of five areas: food and water security, education, health, peace and justice and HIV & AIDS.



Objectives:

- Through helping communities to build relationships with one another and working with community leaders and children's groups, World Vision aims to build social networks for children and their families.
- To work with community members to build partnerships that enable communities to determine priorities and set goals that would empower them to achieve development that positively transforms their lives.
- To prioritise the following strategic dimensions: vulnerable children, empowered communities, transformed systems and structures, through a refined sectoral focus that will include food and water security, education, health, peace and justice and HIV & AIDS.

Contact Details:

Address: # 20, Street 71, Sngkat Tonle Bassac, Khan Chamkar Mom. Phnom Penh-Cambodia

Tel: (855)-23-216220

Email: cambodia@wvi.org

Website: <http://www.worldvision.org.kh/>

Purpose of the Cambodian Street Children Profile 2011

The aim of this research is twofold. Firstly, it depicts a demographic profile of the young street population of six urban areas of Cambodia by analysing data collected through a twenty-four hour rapid assessment survey, and an in-depth study of all new cases opened by eight organizations in 2011. Secondly, it aims at comparing data with previous Street Children Profile reports published by Friends-International and carried out by the CSCN. The research also assesses CSCN partners' offers with regard to services and reintegration activities.

Defining Street Children/Youth

The United Nations has defined the term street children to include “any boy or girl for whom the street in the widest sense of the world has become his or her habitual abode and/or source of livelihood, and who is inadequately protected, supervised or directed by responsible adults.” Further to this, a threefold definition is utilised by Friends-International, outlining the varying categories within this population:

- **Street Living Children:** “Children/youth who have cut ties with their families and live alone on the streets”
- **Street Working Children:** “Children/youth who spend all or most of their time working on the streets to provide an income for their families or for themselves but who return to a caregiver’s home at night”
- **Children of Street Living Families:** “Children who live with their family on the streets”

This threefold street children definition, which encompasses street working children, street living children and street living family, has been expanded in this study so as to include the category ‘Other’. This group identifies those young people of concern who require assistance because they are marginalized and vulnerable to problems and risks that poverty fosters. Although the scope of the survey does not include a sub-classification of the category ‘Other’, it should be noted that this group, inter alia, comprises cases of domestic violence, HIV-related diseases, orphans, child migrants and trafficked children. Fieldwork and grass root activities suggest that the traditional street children conceptualization needs to be broadened in order to better understand, assist and prevent the phenomenon in an effective way.

The CSCN works with beneficiaries from varying age categories depending on each NGO’s target group. The sample population within this research therefore consists of children and youth aged between 0 and under 24 years covering all the NGO’s target population.

Data Collection and Methods

The research employed a **Rapid assessment survey**, also known as a snapshot, and an **In-depth questionnaire**. The two surveys were conducted by CSCN partners’ in all six cities that the research covers, namely Phnom Penh, Siem Reap, Sihanoukville, Neak Loeung, Battambang and Poipet.

Although mutually reinforcing, the snapshot and the questionnaire differ significantly. The sample group of the rapid assessment survey consists of the young population under twenty-four years whom social workers met on the street within a 24-hour period, set as the time duration of the survey.

The survey focuses on demographic details so as to ascertain whether children and youth are abandoned offspring or if they are members of a family, whose adults are not able to parent adequately due to poverty-related factors. Thus the snapshot, instead of classifying children in street working, street living, or street living with family categories, explores the children and young adults basic living conditions to determine if they are homeless and separated from family and if they resort to renting places as alternative solutions to sleeping on the streets. The snapshot comprises questions regarding age, gender, educational attainment, homeland and the place where/ and with whom the interviewees sleep. The rapid assessment lasted 24 hours.

The sample group of the in-depth questionnaire is formed by all new cases of individuals below the age of twenty-four years opened by CSCN partners in 2011. The questionnaire was designed to ascertain details regarding socio-demographic and living conditions of the young street population and the response of the NGOs. The questionnaire was divided into eight sets of questions, which include:

1. Socio-demographic information
2. Education level
3. Migration

4. Vulnerability
5. Child labor
6. Living conditions and threats
7. September 2011 flood
8. NGO's services

The snapshot surveyed **4,829** young people, while the questionnaire includes **1,274** cases.

Data collection was supplemented with information and explanations provided by the NGO staff who were required to fill out the questionnaire. Eight NGOs, namely Mith Samlanh, Damnok Toek, Kaliyan Mith, Krousar Thmey, M'lop Tapang, World Vision Cambodia, Cambodian Children Against Starvation and Violence (CCASVA), and Komar Rikreay, cooperated with the research covering six major urban areas. Data collection of the in-depth questionnaire took approximately two months due to the large amount of cases opened in 2011. All data was processed with SPSS statistical software.

GENERAL OVERVIEW

Cambodia

The situation in Cambodia has improved since the 1990s, when the country was recovering from years of traumatic and violent upheaval. There have been remarkable achievements in the child protection agenda, particularly in the sector of education and HIV treatment. However, there still exist areas that require effort and coordination from Government and development partners.



Cambodia experienced sustained and rapid economic growth between 1997 and 2007, doubling income pro capita and improving services for its population (World Bank, 2009). Along with structural transformations that have integrated the country into the global economy, the Cambodian Government implemented laws and adopted policies aiming at reducing and mitigating poverty. Although one third of Cambodian population lives below the national poverty line, which in 2007 was set at US\$ 0.61 (R 2,470)⁸, the UNDP Multidimensional Poverty Index reveals that 22% of the population still lives in severe poverty, while 21.3% are vulnerable to poverty (UNDP, 2011b).

The demographic structure of Cambodia is characterized by a large number of youth as a result of two baby booms in the 1980s and the 1990s. 60% of the population is now under 24 years and it is estimated that 44% is below the legal age. (UNICEF, n.d.b; UNDP, 2011a: 26)

Poverty, aggravated by the lack of safety nets and social support, can separate families since parents or caregivers may migrate or leave their children in residential care centers as a coping strategy. In 2007, the Ministry of Social Affairs, Veterans and Youth Rehabilitation estimated over 8.500 children are living in long-term centers and the number has increased reaching almost 12.000 individuals in 2010. (Royal Government of Cambodia, n.d; Ministry of Social Affairs, Veterans and Youth, 2011) Children and young people can also end up living on the streets with or without family, due to a range of circumstances.

The Government of Cambodia, with the support of the international community, is committed to tackle poverty and ratifying treaties and conventions, accepting the legal responsibility to implement provisions and to draft laws to improve the living conditions of the most vulnerable groups. The Government has also signed the Cambodian Millennium Development Goals (CMDG) accepting the responsibility to achieve targets by covering different sectors of development, mutually reinforcing and designing a roadmap which includes the improvement of marginalized children and youth's conditions directly and indirectly.

Education

The second Cambodian Millennium Development Goal seeks to address education and sets the universal primary education and extension of schooling up to nine years as first target. In an effort to address this issue, the Government, using the 2007 Education Law, has made education compulsory and free for nine years although it does not give provisions on a compulsory age. The CMDG also tackles gender inequality and aims to



⁸ exchange rate of R 4.062 in 2007 (CMDG)

eliminate disparities between girls and boys in upper secondary and tertiary education, with particular emphasis in rural areas.

The Net Admission Rate (NAR) and the Primary Net Enrolment Rate (NER) confirm that the access to primary school has remarkably expanded covering almost the entire eligible population (95%) (Royal Government of Cambodia, 2012). Gender and provincial inequalities in primary school have also been addressed since the beginning of 2000s and as a result disparities have been almost levelled: almost 91% of girls were enrolled in 2004-2005 with no substantial difference in enrolment rates between urban and rural schools. (Ministry of Education, Youth and Sport, 2005) It is recognized that the gender inequality has been removed through social programs aimed at providing economic support and learning materials for girls. Such achievement is however jeopardized by the steady and high rates of grade repetitions and drop-outs (Royal Government of Cambodia, 2012).

Although the Government has made achievements in access to primary school education, school attendance rates remain considerably low. Flow rates in primary school as well as transition rates to lower secondary school are also of concern. Enrolment rates in secondary and tertiary school have also dropped considerably. Drop-out phenomenon and low level of literacy can be attributed to socio-economic conditions and cultural norms within very low income households as well as low performance of public schools, teachers and their administrators. In fact, any external economic shock may prevent children from attending class as parents may not be able to afford informal school costs such as uniforms, informal fees to teachers and learning materials and/or children may be required to perform household chores. Social norms and gender roles continue to impact girls' higher education as an assessment by Ministry of Women's Affairs reveals. The assessment further indicates that the overall level of education of women is low; 40% of women over forty-five and 23% of girls aged fifteen to twenty-four are illiterate. (Ministry of Women's affairs, 2008)

Child Labor

Despite the high enrolment rate in primary school and the Labor Code setting the minimum working age of 15, the incidence of economically active children is concerning. The second target of the first CMDG is to reduce by fifty percent the number of working children aged five to seventeen by 2015. (Royal Government of Cambodia, 2012). National surveys focusing on economically active children highlight that children are indeed engaging in income generating activities at a very young age. (Cruz and Ratana, 2007) According to the national survey; 45% (1.5million) of children aged four to fourteen years were working in 2001, 84% of which were living in rural areas. (Cruz and Ratana, 2007; Royal Government of Cambodia, 2012).



The Labor Code establishes the minimum age for employment at 15 years, however permits children aged 12 -15 to engage in light jobs, including domestic work in a safe environment (USA, 2009). It also prohibits employment of minors in hazardous occupations, although such prohibition excludes 'family-based agriculture or family business' (USA, 2009: 112). This law is infringed and it is estimated that among working children, three out of ten works in private factories, while the remaining work in agriculture (Cruz and Ratana, 2007).

Small scale studies indicate that child labor is one of many coping strategies that families adopt when there are food or income deficits. In urban areas, minors can be seen collecting garbage in the streets and dumpsites, begging, selling and carrying loads. In rural areas they are more likely to work in agriculture, fishing and forestry. Anecdotal evidence suggests that working children can migrate with or without their family to engage in seasonal jobs and to seek income generating activities.

Juvenile Justice

It is noted that despite the demographic structure, whereby almost half of the population is under age, Cambodia lacks a structured Juvenile Justice system. (UNICEF, nd) There is currently no separate law for children or juvenile offenders in place in Cambodia. The Government is in the process of drafting a Juvenile Justice Law but until that is passed, the Government lacks the framework in which to deliver services that cater for juvenile offending and provide alternative non-custodial solutions for minors or non-violent offences. Young prisoners who have committed minor offences, non-violent crimes and/or drug abuse violations are detained as adults (including pre-trial detention) and generally held together in un-hygienic facilities with adult prisoners, even those who are in for serious crimes.



According to UNICEF, an estimated number of 826 minors were detained in Cambodian prisons in 2009, a number that has been growing steadily. This is inconsistent with the UN Convention on the Rights of the Child as arrest, detention and imprisonment of a child should only be used “as a measure of last resort and for the shortest appropriate period of time”. Estimates do not include the number of children who were born in prison to detained mothers and are allowed to live in the prison with their parents until aged 6 years. (LICADHO, 2002)

The 2010 Village and Commune Safety policy, which aims to reduce a wide range of crimes locally, is of concern. (Royal Government of Cambodia, n.d.) (See Annex 2). It is suggested that the policy, by prodding communities, local authorities and police to cooperate in creating a safe environment, generates a secure network that can eliminate exploitation while suppressing all forms of crimes. One of the consequences of the policy is the ease with which alleged criminals can be detained arbitrarily in government Social Affairs centers administered by the Ministry of Social Affairs, Veterans and Youth Rehabilitation. Street living families and children, youth drug users and entertainment workers, with other vulnerable groups, are “rounded up” and sent to the centers, where there has been concern for individual’s wellbeing. (AI, 2012; HRW, 2010a, 2010b) Detentions are known to increase prior to official visits from international country leaders and relevant meetings so as to have a “clean” city⁹.

Substance Abuse

Current statistics offer conflicting information regarding substance abuse in Cambodia. The UNODC states that the prevalence of drug use in Cambodia has increased since the beginning of the 2000s and estimates that in 2006, 500,000 people used illicit substances (HRW, 2010b; UNODC 2010). By contrast, official figures released by the Government claim that in 2007 there were less than 6000 drug users while a study by the National HIV/AIDS Program states that as of 2007 there were between 9,100 and 20,100 drug users (NACD 2009; HRW, 2010b). The National Authority for Combating Drugs downsizes such figures claiming that in 2008 there were around 2,800 drug users (HRW, 2010b).



⁹ SOURCE Mith Samlanh

The most commonly used drugs are amphetamine-type stimulants, which can be produced locally in illegal labs. (UNODC, 2010). The most recent NACD studies indicate that 60% of drug users are between eighteen and twenty-five years old and approximately 17% are between ten and seventeen years old. It is further suggested that the majority of drug users are addicted to methamphetamines (70%) and to Heroin (15%) (UNODC, 2010), while Mith Samlanh (looking at regular drug use) estimated 63.2% (methamphetamines, most notably the more powerful crystal form) and 8.9% (Heroin) in its 2011 snapshot survey on substance use among street children and youth in Phnom Penh. It is worthy to note that the Government has not produced any official estimates on the number of injecting drug users; nor is it possible to estimate the number of injecting drug users who are HIV positive (UNODC, 2010).

The (2005) Law on the control of drug's criminalizes drug dependence and compels drug users to undergo treatment in one of the ten centers located within eight provinces. None of the centers is under the supervision of the Ministry of Health suggesting that drug treatment is not viewed from the ideal multidisciplinary approach. On the contrary, there is evidence of incidences surrounding abuse and torture within these centers. Currently the only drug treatment center that complies with WHO guidelines is in Phnom Penh run by Mith Samlanh.

Health Care Provision

The fourth MDG establishes the reduction of child mortality rates. Cambodia reached the target regarding infant mortality in 2008 and has made strides to decrease the prevalence of deaths among children under five years old¹⁰. Multiple and overlapping factors along with national prevention and awareness campaigns have generated such a drop in the mortality rate. Nevertheless, there still exist remarkable disparities among provinces and socio-economic groups: data reveals that the likelihood of an infant to survive depends on mother's education, wealth and place of birth (Ministry of Health, 2010)¹¹.



Cambodia has also decreased the spread of HIV/AIDS which is projected to diminish to less than 0.9% by 2015 (Royal Government of Cambodia, 2012). Such success is attributed to Government commitment to fight HIV/AIDS through policies and interventions targeting sex/entertainment workers and providing universal coverage of antiretroviral therapy (ART)¹². In order to keep the epidemic stable, the Government has also opened voluntarily confidential counselling testing centers throughout the country¹³.

Although most at risk groups are sex/entertainment workers, men who have sex with men, and injecting drug users, the infection is also increasingly prevalent among married and pregnant women (Royal Government of Cambodia, 2012).

HIV/AIDS has a catastrophic impact on a child's life even if they are not directly infected as the disease can exasperate a family's socio-conditions resulting in an alteration of family structure and financial downturn. Studies indicate that impoverished families become in-debt as people living with HIV (PLWHIV) face discrimination and stigma. There is a lack of information regarding the number of HIV-positive individuals among drug users. The latest survey in 2007, maintains that 24.5% of drug users were HIV- positive (NAA, 2010).

¹⁰ infant mortality in 2008: 60 deaths per 1000 live births; under five mortality: 83 deaths per 1000 live births (Royal Government of Cambodia, 2012)

¹¹ infant mortality in 2010: 77 vs. 23 deaths per 1000 live births in the poorest and the richest households respectively; 13 vs. 78 deaths per 1000 live births in Phnom Penh and rural areas respectively (Ministry of Health, 2010)

¹² almost 90% of the people living with HIV (UN, 2010)

¹³ as of 2009, VTCCs were 217 (UNICEF, 2010)

Gender

Gender is a cross-cutting issue that Cambodian authorities are addressing within several sectors of development so as to change the countries social institutions. Literacy rates are high among adult women age 15-24 and 25-44 years, while the gender ratio in upper secondary school upward is unbalanced (Royal Government of Cambodia, 2012). Access to healthcare in rural and remote areas is still very limited as many women feel shy about exposing their body to a doctor (USAID, 2011). Violence against women is generally widespread including within domestic settings. A recent survey (Royal Government of Cambodia, 2012) reveals that women differentiate different levels of violence and may consider violent behaviour acceptable or men not liable for the aggression.



Despite Cambodia's legal frameworks to prevent and suppress gender-based violence and discrimination, social norms hampering women's empowerment is still seen to perpetuate traditional gender roles. Cambodia's traditional moral code of behaviour, the "Chab Srey" states the inferiority of women and obliges wives to serve and respect their men at all times. NGOs also confirm that many rapes and sexual attacks go unreported due to women experiencing feelings of shame and fear of their rapists. Additionally, a culture of acid attacks, most notably against females has become serious enough for the drafting of legislation in law imposing heavy criminal penalties on attacks and strict control on the holding and movement of acid during 2011.

Migration

Cambodia's migration pattern is manifold, with the main flows being characterized as; seasonal, rural-urban, and cross-border. It has been recognized that migrants may resort to all of these kinds of migration as coping strategies. Migration may also produce different outcomes whilst field research suggests that migrants tend to organize the trip with the assistance of former migrants, who charge fees for transport, food and accommodation (if provided at all). Such service, however, is not a guarantee of a safe journey to or a decent job at the final destination resulting in children becoming victims of labor exploitation and/or human trafficking.



Migration can be viewed from many different perspectives. Firstly, it separates families and curbs community ties. Secondly, it can be the only economic resource that poor households rely on. Remittances have been proved to be essential to increase family's income and in several cases are used to invest in human capital, namely children's schooling, health care provision and food intake (IOM, 2010).

Urban areas, due to employment opportunities, especially in construction sites and in garment factories, attract people from the countryside. According to a recent study, rural-to-urban migration often consists of young Cambodians in their late teens, often unskilled, accepting jobs characterized as 'dirty, dangerous, and difficult' (Cidri, 2007: 32). Children also migrate with or without being accompanied by an adult.

In September 2011, a flood hit 18 provinces in Cambodia, affecting over 1.64 million people (UN, 2011) among which there were 700,000 children. According to the UN report #8 (UN, 2011) the inundation caused an estimated 250 deaths, destroyed homes, rice fields, household assets, and damaged infrastructure. After the emergency response carried out by the Red Cross and numerous NGO's, it was revealed that those children who were already at-risk before the flood became more vulnerable during the emergency. Few children had been sent to relatives outside the affected areas, although others had been rescued by pagodas or residential centers, which lacked food, sanitation and access to education. (See Annex 3) The floods had significant effects on poor households who lost their homes, livelihoods (subsistence agriculture in particular) and were also forced to take loans for imminent survival. It is believed that the inundation of subsistence agriculture has created a long-term food crisis at the household level as the shortage of staple rice is expected to grow from 13% pre-flood to 31% post-flood (CARE, 2011).

Child Trafficking & Prostitution

It is common knowledge that Cambodia is a source, transit and destination point for human trafficking. The Government has established a legal framework and built coordination amongst all the organizations and institutional partners to address this issue (See Annex 4). However despite these laws, law enforcement remains somewhat ineffective. The 2011 USA report on human trafficking, ranks Cambodia as tier 2 and highlights that out of 72 human trafficking cases reported, only 20 offenders had been convicted in 2011(US Government, 2011).



The issue of human trafficking has been difficult to quantify due to a lack of reporting including at regional/cross border levels. According to UNIAP, evidence indicates that victims of child trafficking can be exploited within the country and abroad for begging, sexual entertainment, domestic work and other types of abuse. ILO estimates that in Phnom Penh there are 28,000 child domestic workers (US Government, 2011).

Overall, there is a shared concern among NGOs and the international community on the sexual exploitation of children especially due to the demand for virgin girls. It has been estimated that in sex premises some 100-200 women and children may be exploited in a night whilst UNICEF reports that 30% of women subjugated to prostitution are between 12 and 17 years old. (CCHR, 2010; US Government, 2011).

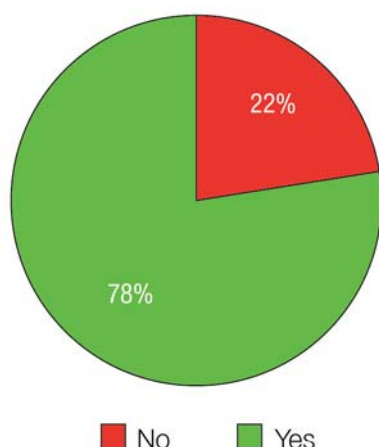
SNAPSHOT SURVEY

The CSCN conducted a rapid assessment survey with the marginalized young population living in respective cities of the survey. The survey examined targeted aspects concerning the street living conditions of children and youth in order to develop a street children demographic profile. The survey was conducted with children and youth that were met on one occasion within a twenty-four hour period.

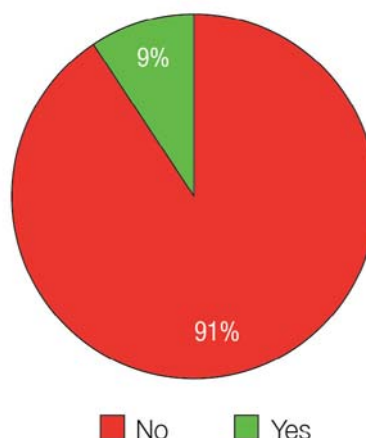
In total, **4,829** children and young adults participated in the survey.

SNAPSHOT RESULTS: Total Number of Street Children/Youth Counted

Graph 1: Children living with family

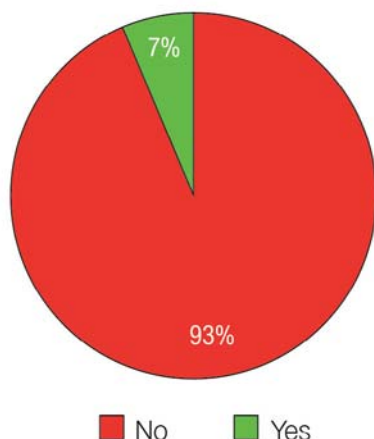


Graph 2: Children living on the street Alone or with family

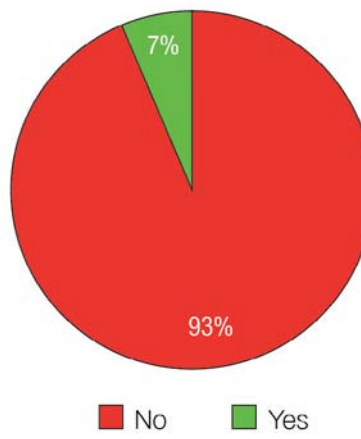


- The majority of children, teenagers and young adults interviewed live with family (78%)
- 9% of these households are homeless and live on the street (Graph 1; Graph 2)

Graph 3: Children living on the street Alone or with friends

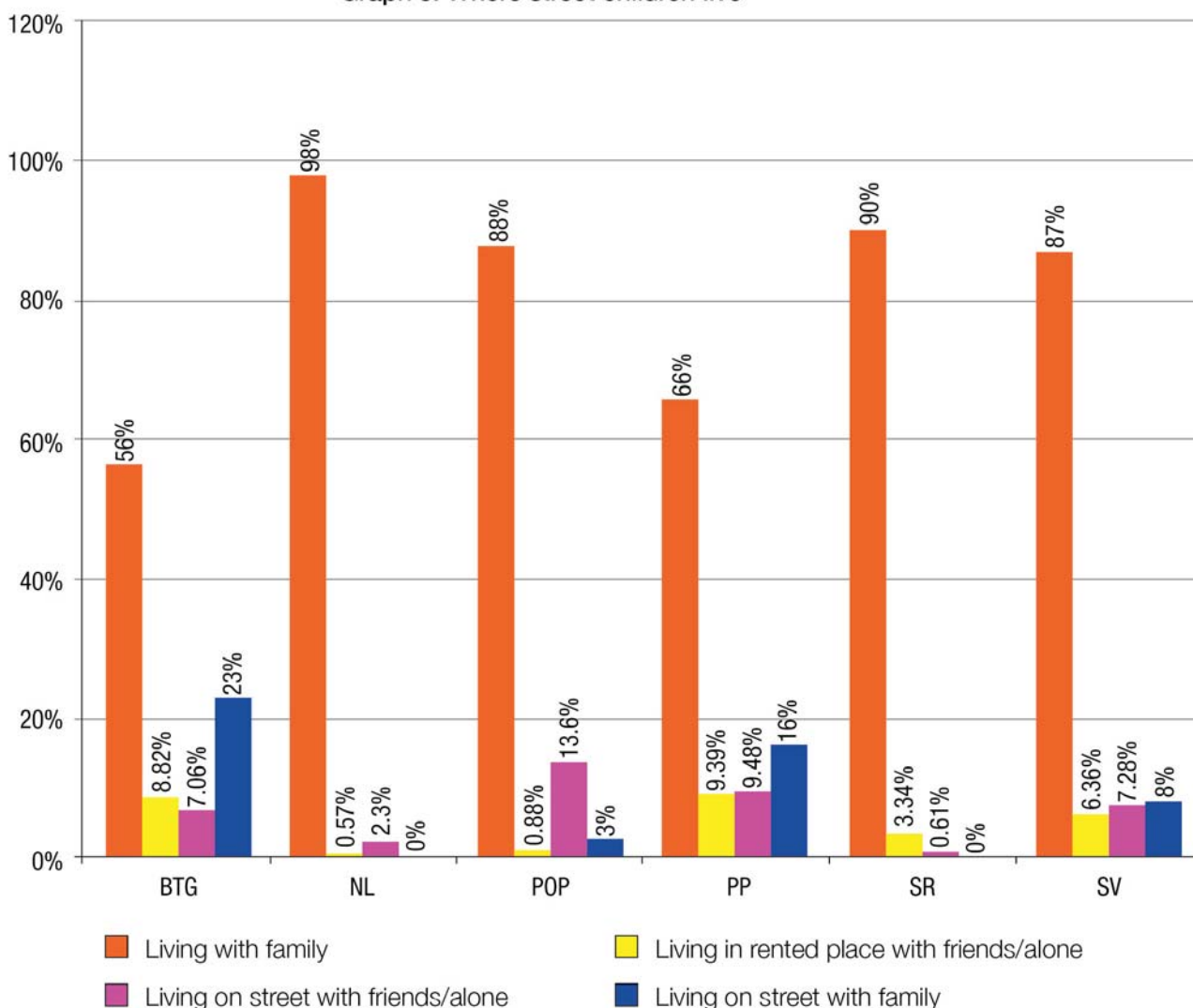


Graph 4: Children living in rented place Alone or with friends



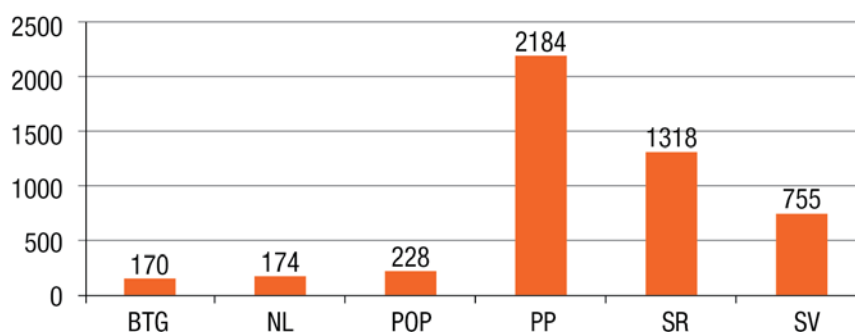
- A small share of the young street population live on the street alone or with friends (7%)
- A similar proportion rents accommodation with companions to rest and sleep (7%) (Graph 3; Graph 4).
- Overall, marginalized children and youths' living conditions are fluid and subject to change due to a range of socio-economic and environmental factors and often do not fit one category alone. For example, a certain proportion of children who live with family may at the same time also pursue other options such as sleeping on the street alone or with friends or renting a place to stay.

Graph 5: Where street children live

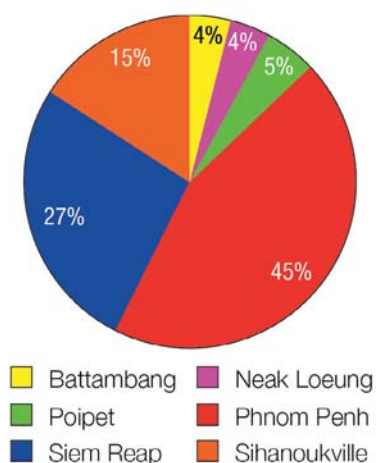


- Poor households and single individuals have increasingly resorted to having a shelter in informal settlements in response to the 2010 Village and Commune Safety policy and to prevent roundups.
- In some locations, such as Neak Loeung and Siem Reap, within the rapid assessment timeframe, no street living children or families were found.
- Minors and young adults who rent a place are also very rare in Neak Loeung and Poipet, where only one and two individuals adopt this solution respectively (Graph 5) (See paragraphs on each city for further details).

Graph 6: Number of children by cities



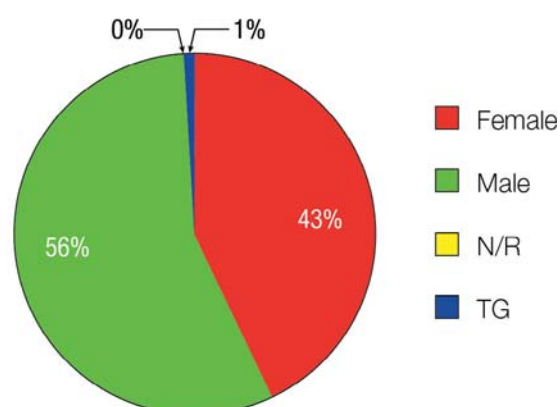
Graph 7: % Children by cities



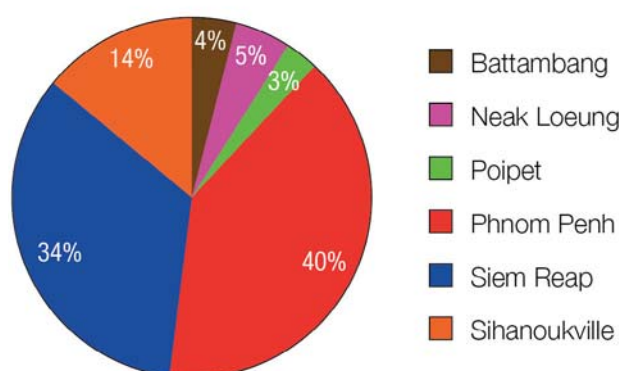
- The number of children, teenagers and young minors is proportionally distributed in each city according to its urban and economic dimension.
- The capital city and the two most touristic cities host the largest number of street children and youth and together they make up almost 90% of the entire survey.
- Phnom Penh is home to the majority of the survey (45%) with 2,184 children and youth surveyed
- Siem Reap and Sihanoukville are the second (27%) and third (15%) biggest hosts.

- Battambang, Neak Loeung and Poipet NGOs interviewed 170, 174 and 228 young people respectively, each representing approximately 4% of the sample (Graph 7 & 8).
- The majority of the interviewees were male (56%) with minority of transgender (53) who live in Neak Loeung, Phnom Penh, Siem Reap and Sihanoukville constituting 1% of the sample (Graph 8; Graph 9)

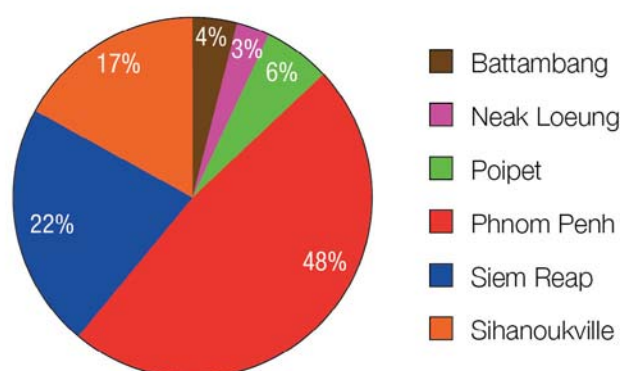
Graph 8: Distribution by gender



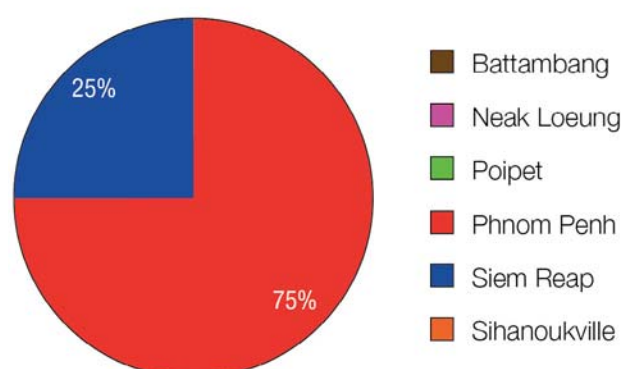
Graph 9-1: % Female distribution by cities



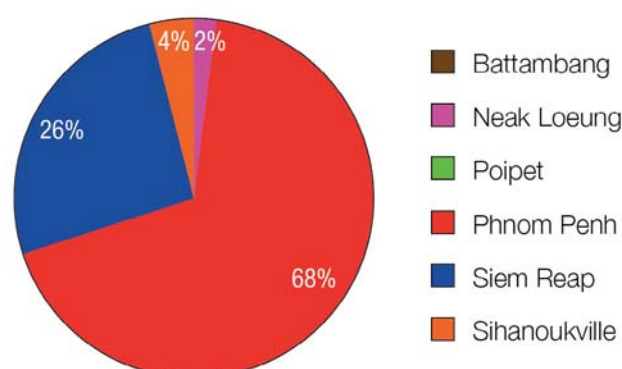
Graph 9-2: % Male distribution by cities

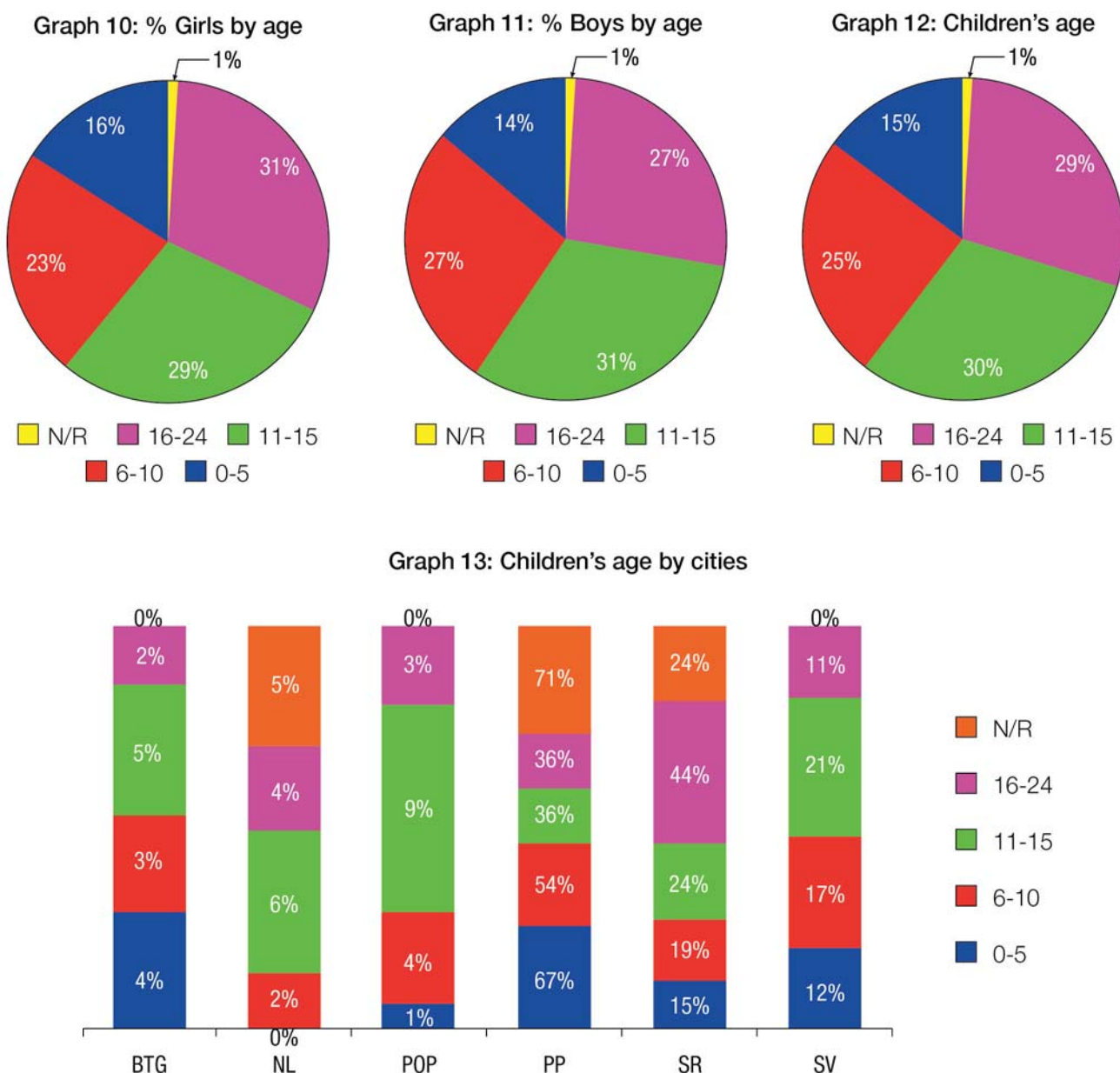


Graph 9-3: % Non reported distribution by cities



Graph 9-4: % Transgender distribution by cities



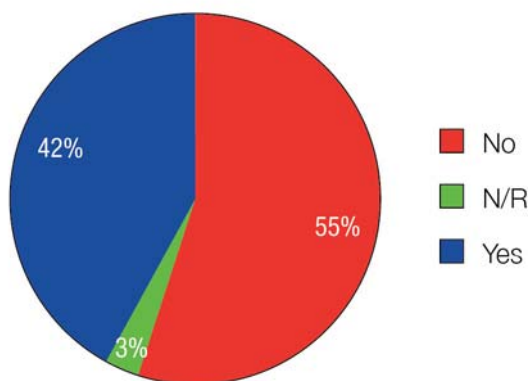


- Age is evenly distributed between genders and such distribution mirrors overall age ratio visible on graph 12 (Graph 12; Graph 13).
- Compared to teenagers and young adults, the number of children aged 0-5 might be seen as being underrepresented, as it suggests that young children are a minority. Several factors may have contributed to generate such an anomaly such as younger children not being individually recognised as beneficiaries, as organisations are working with those children within broader family structures. Additionally very young children are unlikely to be lone street living or frequently unsupervised.
- The age distribution by city offers further information on young children. The near absence in Neak Loeung (0% is equal to one child) and in Poipet (1%) contrasts with the big cities, namely Phnom Penh (67%), Siem Reap (15%) and Sihanoukville (12%), but also with Battambang, where thirty children below five years of age (4%) were found (Graph 12; Graph 13). This could suggest that in Neak Loeung and Poipet, younger children are not case managed as individual beneficiaries but as part of broader family structures.
- The majority is formed by young teenagers aged 11-15 (31%) followed by a group of youths in their late teens and young adulthood (29%) (Graph 4). Given the group's age and the large numbers, one could hypothesise that the two age groups are the most at risk generally because as adolescents they spend

more time on streets. The report further indicated that teenagers may be harassed and more likely to be detained. On the other hand, teenagers may also feel the pressure to conform to traditional norms in order to supplement their household's income, therefore being more likely to stop attending school.

- The fourth age group comprises children aged 6-10 and forms 25% of the entire sample. It is present in all cities with slightly different proportions between 15% and 30% (Graph 12).

Graph 14: School Attendance



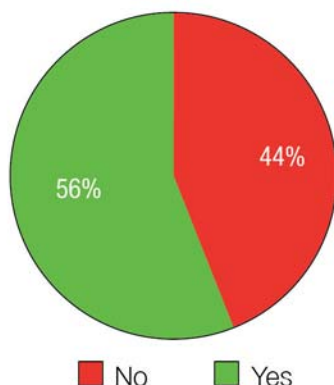
- More than a half of the sample does not attend school (55%)¹⁴ confirming the information presented in the national study. It is noted that the national school net enrolment and attendance rate drops when children reach adolescence and their role within the household and in society changes (Graph 14).

¹⁴ Data do not differentiate between non formal education, such as remedial classes organized by NGOs, and public school.

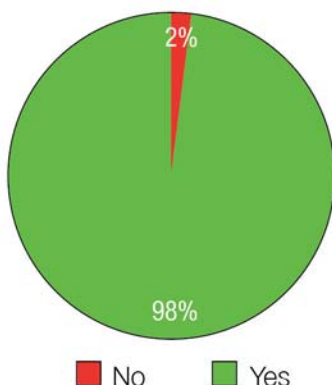
SNAPSHOT RESULTS: Location Specific Overview of Street Children

The local demographic profile of street children and youth reveals that overall there is a similar pattern amongst the cities with very few exceptions with regards to gender, age, education and migration flow.

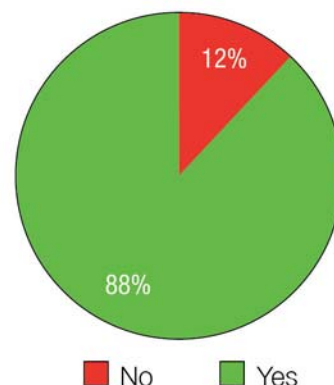
Graph 15-1: Children living with family - Battambang



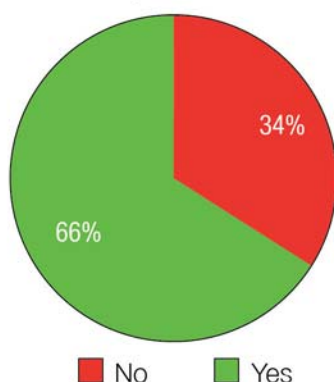
Graph 15-2: Children living with family - Neak Loeung



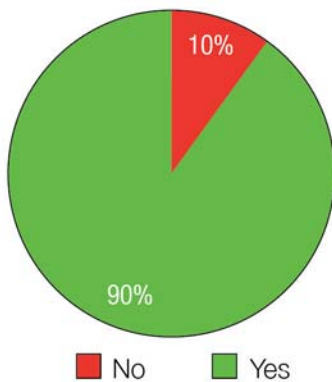
Graph 15-3: Children living with family - Poipet



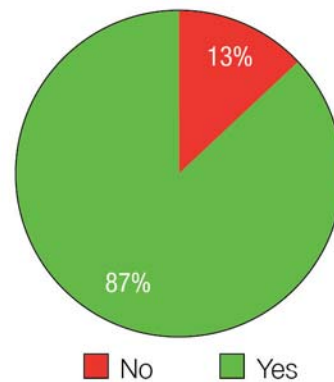
Graph 15-4: Children living with family - Phnom Penh



Graph 15-5: Children living with family - Siem Reap

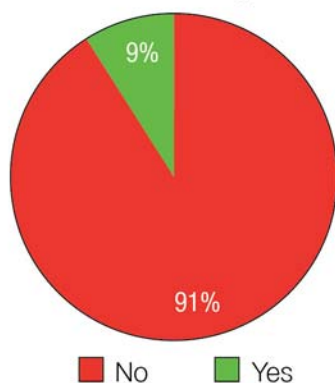


Graph 15-6: Children living with family - Sihanoukville

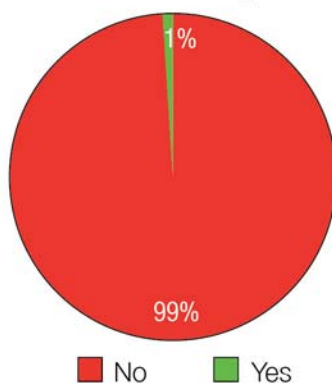


- With the exception of Battambang and Phnom Penh, where the proportion of children, teenagers and young adults who live without their family is 56% and 66% respectively, the majority of the sample group lives within a household.

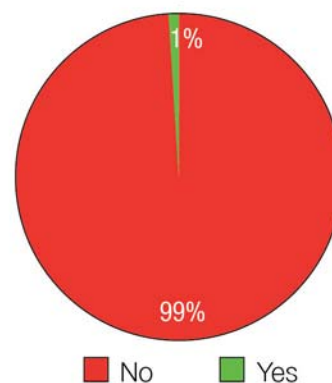
Graph 16-1: Children living in rented place alone/with friends Battambang



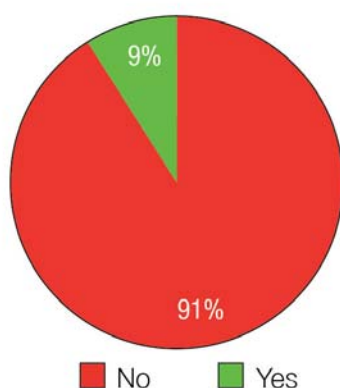
Graph 16-2: Children living in rented place alone/with friends Neak Loeung



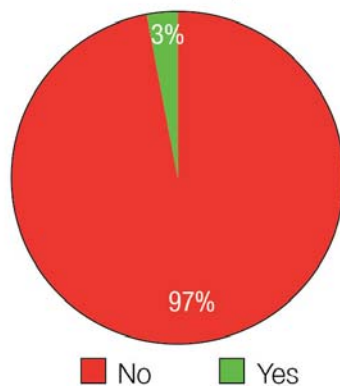
Graph 16-3: Children living in rented place alone/with friends Poipet



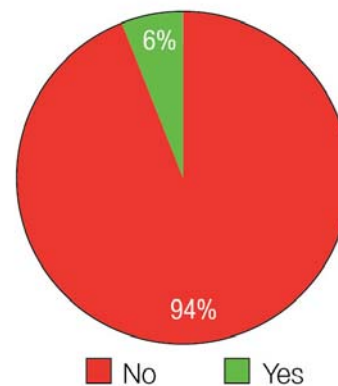
Graph 16-4: Children living in rented place alone/with friends
Phnom Penh



Graph 16-5: Children living in rented place alone/with friends
Siem Reap

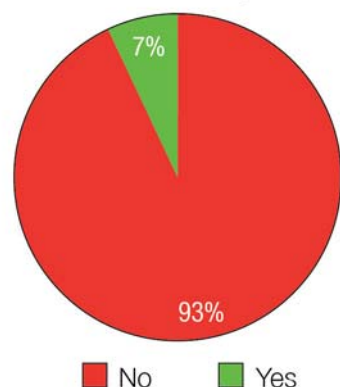


Graph 16-6: Children living in rented place alone/with friends
Sihanoukville

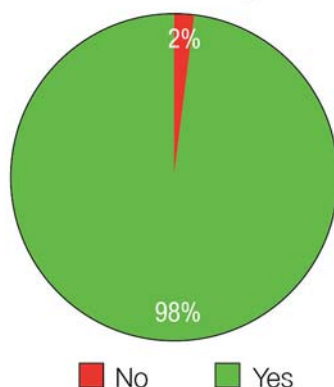


- Renting a place to sleep alone or with friends does not seem a feasible solution and very few people adopt it: in all cities such practice does not reach 10% and in some locations is less than 1%.

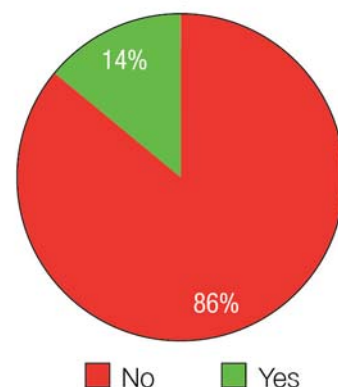
Graph 17-1: Children sleeping on the street alone/with friends
Battambang



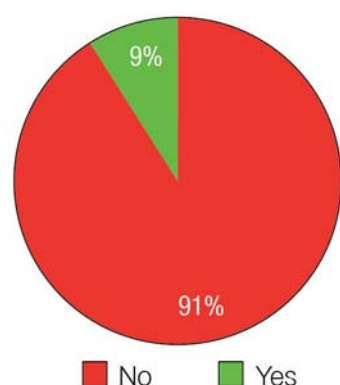
Graph 17-2: Children sleeping on the street alone/with friends
Neak Loeung



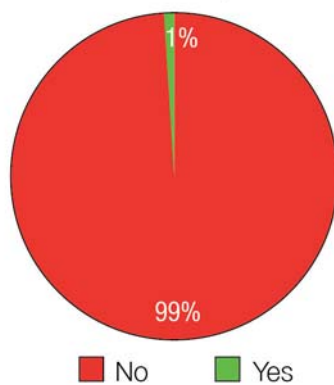
Graph 17-3: Children sleeping on the street alone/with friends
Poipet



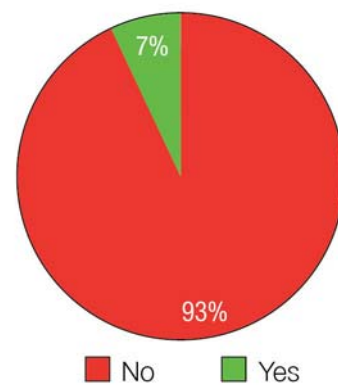
Graph 17-4: Children sleeping on the street alone/with friends
Phnom Penh



Graph 17-5: Children sleeping on the street alone/with friends
Siem Reap

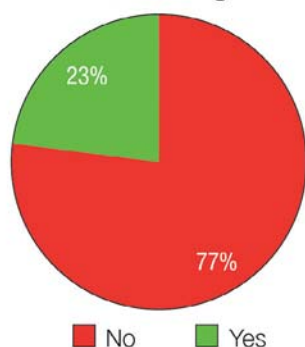


Graph 17-6: Children sleeping on the street alone/with friends
Sihanoukville

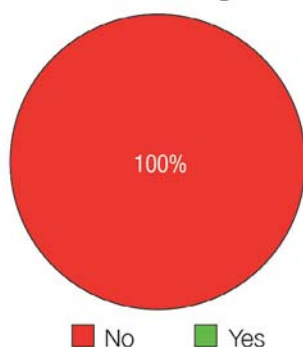


- Similarly, very few children and young adults sleep on the street (9%). An exception is Poipet, where 14% of street children and youth do not have shelter for the night. In Siem Reap the extremely low proportion of children and young adults sleeping on the streets could be indicative of the strong police presence due to the cities popularity as a tourist destination.

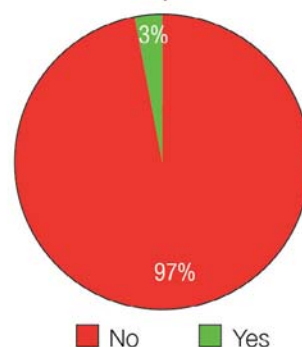
Graph 18-1: Children sleeping on street alone/with family Battambang



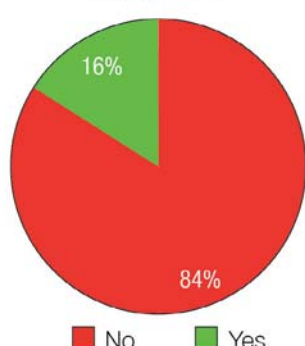
Graph 18-2: Children sleeping on street alone/with family Neak Loeung



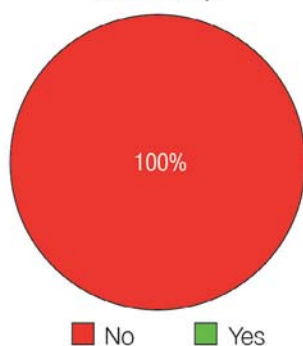
Graph 18-3: Children sleeping on street alone/with family Poipet



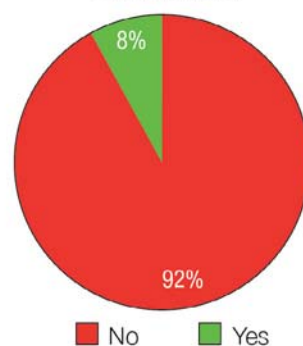
Graph 18-4: Children sleeping on street alone/with family Phnom Penh



Graph 18-5: Children sleeping on street alone/with family Siem Reap

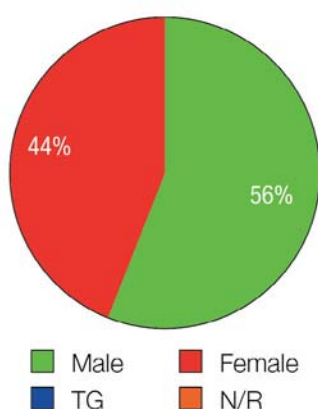


Graph 18-6: Children sleeping on street alone/with family Sihanoukville

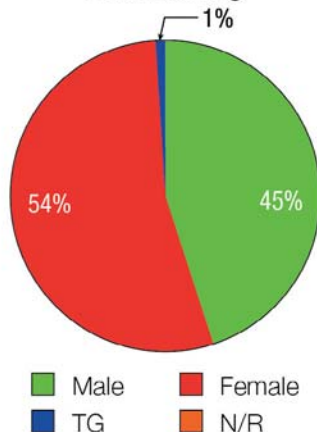


- Sleeping on the street does not seem to be a solution adopted by majority of families. Very few families opt for it and in some cities; street living families do not exist.
- In Battambang and Phnom Penh an average of 20% of the young population lives on the street with family or alone.
- In Sihanoukville, 8% of the young population lives on the street with family or alone.
- In Poipet, 3% of the young population lives on the street with family or alone.
- In the remaining two cities (Neak Leoung, Siem Reap) no children were found to be living on the street with family or alone. Being a highly populated tourist location, Siem Reap has a strong police presence which may contribute to the reason why there appears to be no children living on the streets with family or alone.

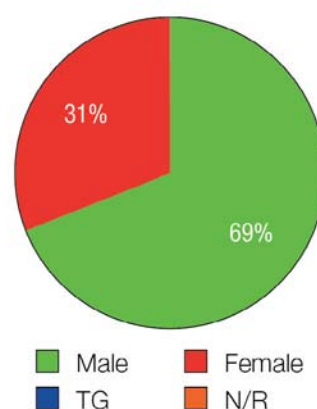
Graph 19-1: Gender Ratio Battambang



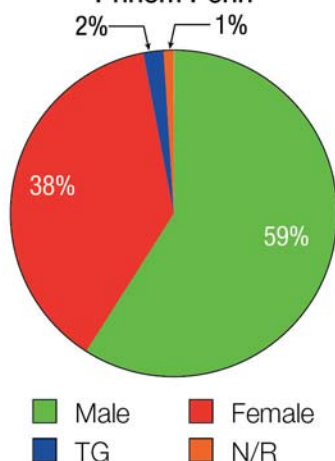
Graph 19-2: Gender Ratio Neak Loeung



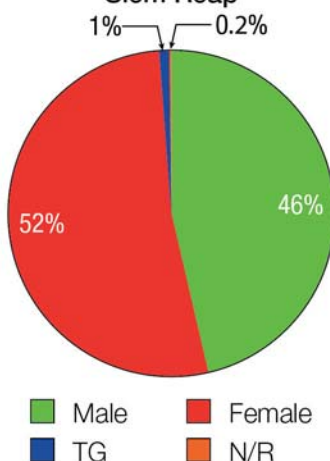
Graph 19-3: Gender Ratio Poipet



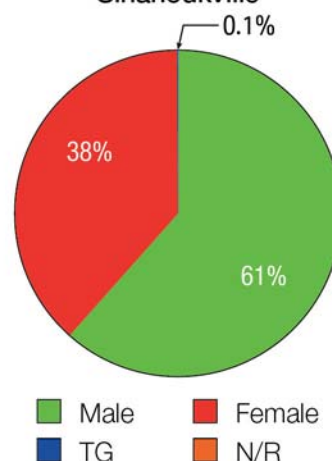
Graph 19-4: Gender Ratio
Phnom Penh



Graph 19-5: Gender Ratio
Siem Reap

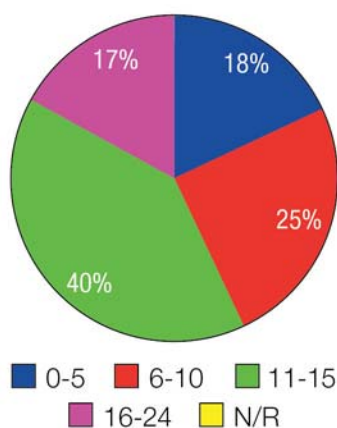


Graph 19-6: Gender Ratio
Sihanoukville

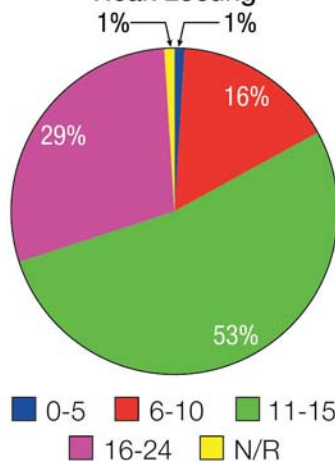


- Males outnumber females in almost all cities with the exception of Neak Loeung and Siem Reap, where girls are slightly more numerous than boys (54% and 52% respectively) which may suggest that being a female seller can be more advantageous.

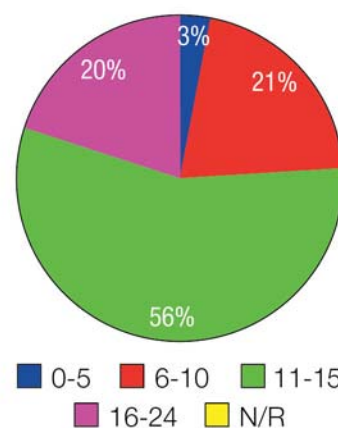
Graph 20-1: Age distribution
Battambang



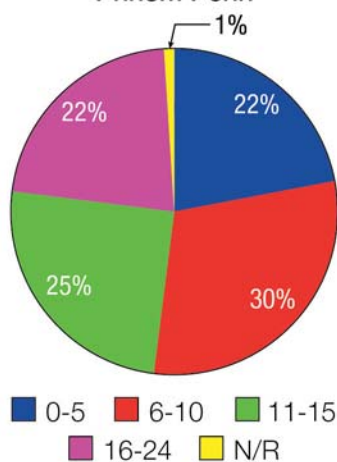
Graph 20-2: Age distribution
Neak Loeung



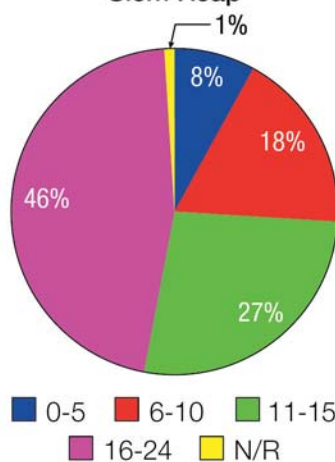
Graph 20-3: Age distribution
Poipet



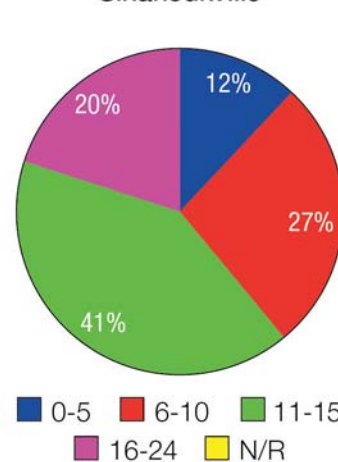
Graph 20-4: Age distribution
Phnom Penh



Graph 20-5: Age distribution
Siem Reap



Graph 20-6: Age distribution
Sihanoukville

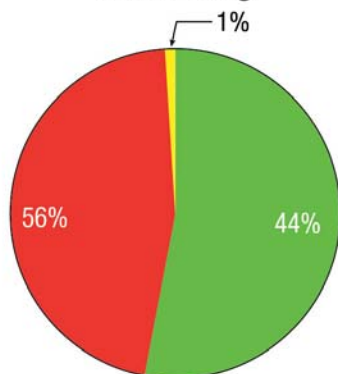


- As previously highlighted, teenagers and young adults make up the majority of the sample. Teenagers aged 11-15 years are proportionally distributed in each city, except for Neak Loeung and Poipet, where this age

cohort represents more than 50% of the local sample.

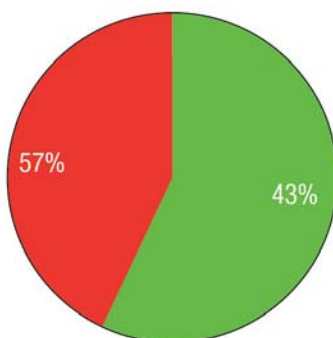
- By contrast, children up to five years old form a minority in Neak Loeung, Poipet and Siem Reap. Siem Reap moreover, differentiates from the other locations as the bulk of its sample group is formed by youth aged sixteen up to twenty-four years old.

Graph 21-1: Education Battambang



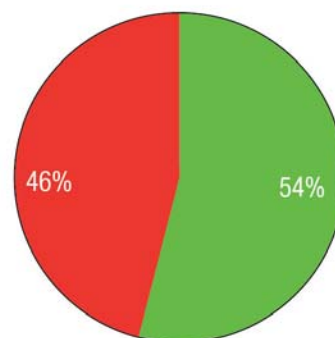
■ Yes ■ No ■ NR

Graph 21-2: Education Neak Loeung



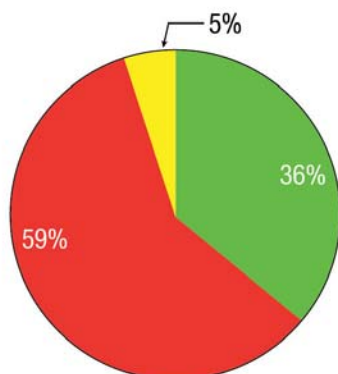
■ Yes ■ No ■ NR

Graph 21-3: Education Poipet



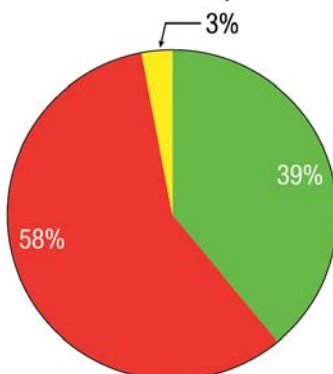
■ Yes ■ No ■ NR

Graph 21-4: Education Phnom Penh



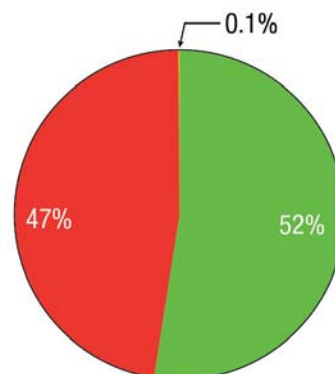
■ Yes ■ No ■ NR

Graph 21-5: Education Siem Reap



■ Yes ■ No ■ NR

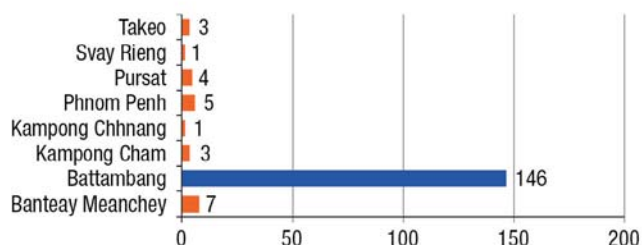
Graph 21-6: Education Sihanoukville



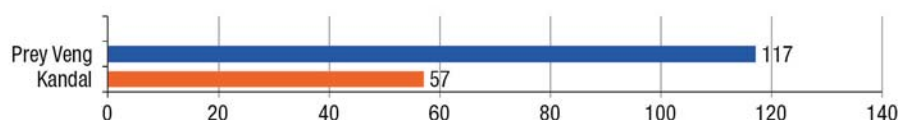
■ Yes ■ No ■ NR

- In each city the majority of the sample attends either public school or non-formal education classes organized by NGOs. However, in Phnom Penh and Siem Reap less than 40% of the sample group receives some formal/informal education.

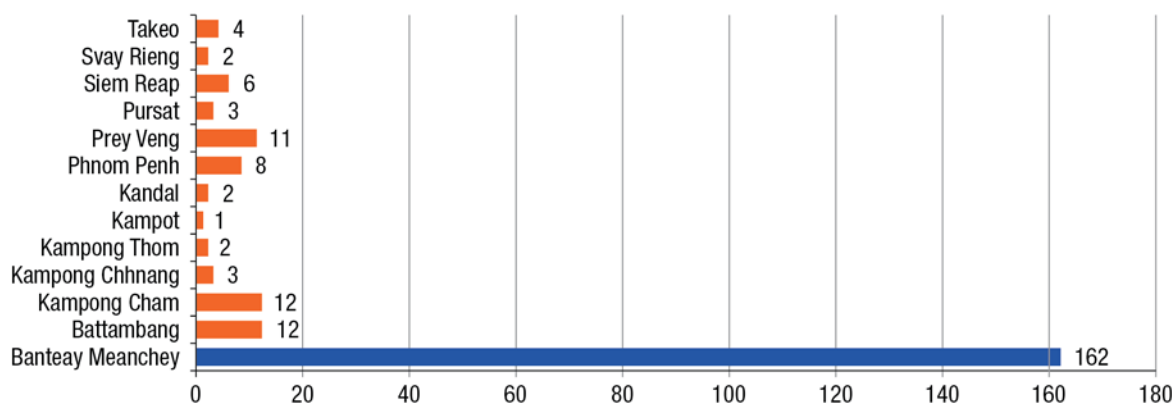
Graph 22-1: Homeland - Battambang



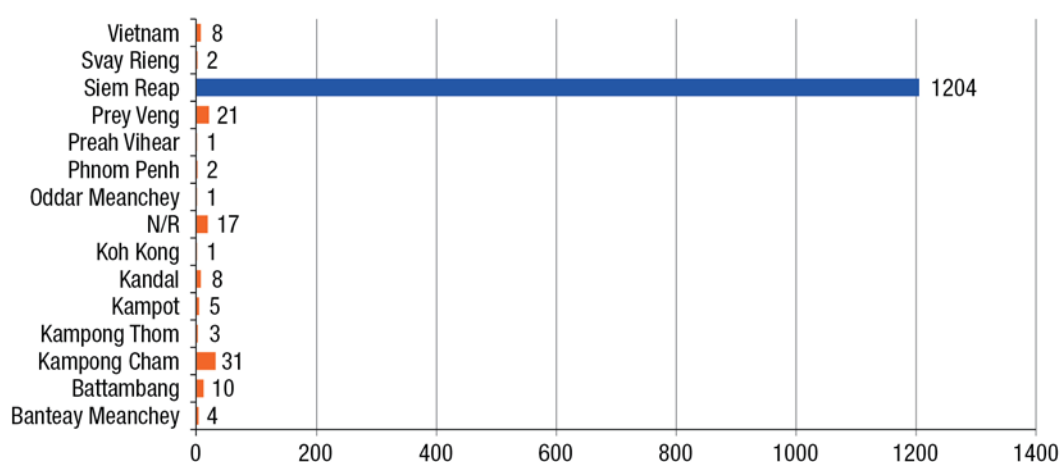
Graph 22-2: Homeland - Neak Loeung



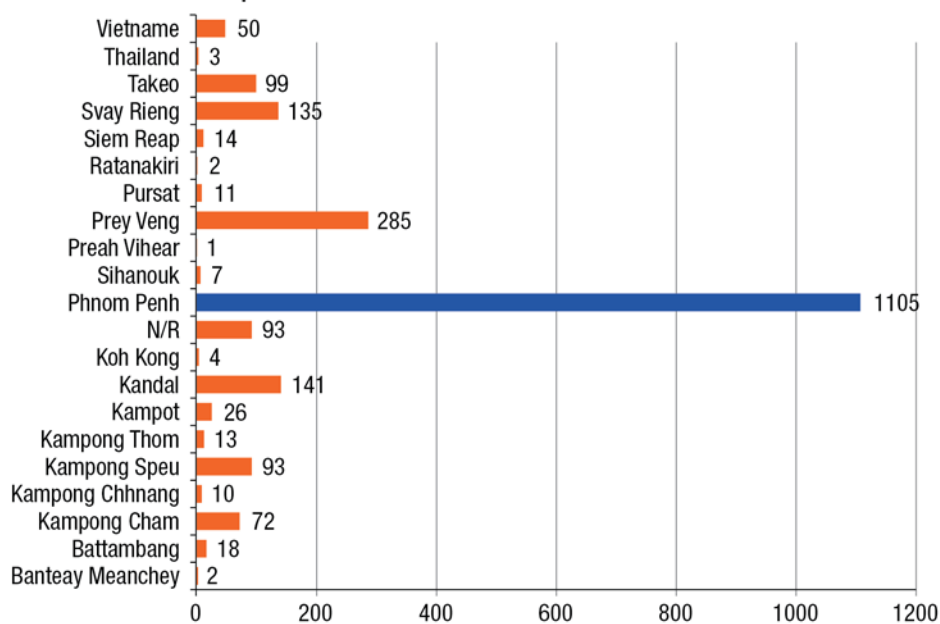
Graph 22-3: Homeland - Poipet



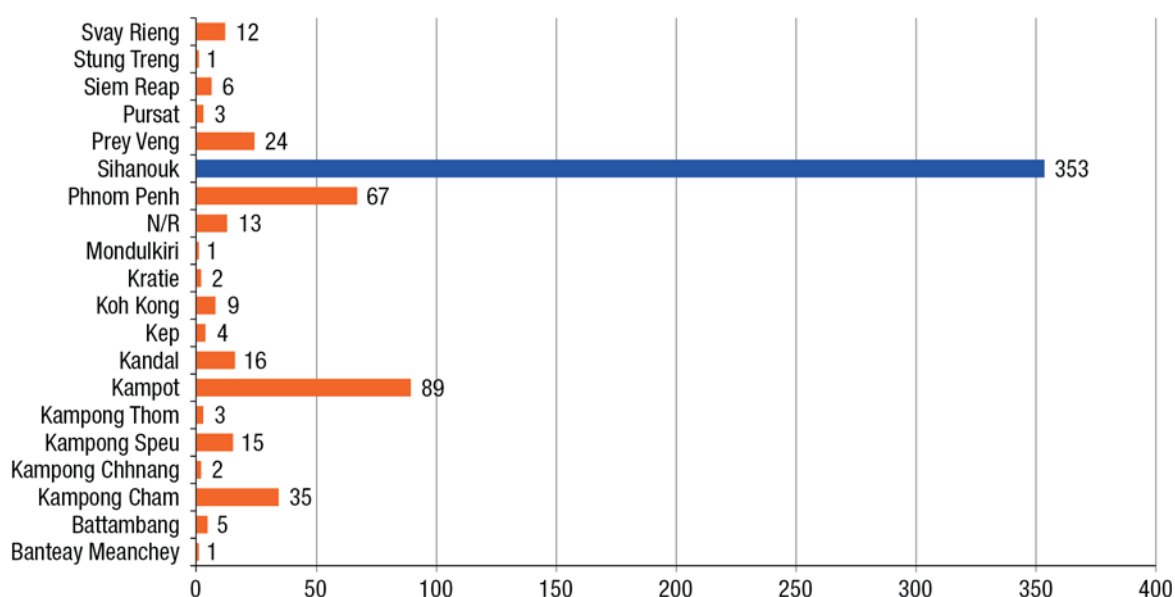
Graph 22-4: Homeland - Siem Reap



Graph 22-5: Homeland - Phnom Penh



Graph 22-6: Homeland - Sihanoukville



- In almost all urban areas the young population originate from the same province. In some cases, such as Siem Reap and Sihanoukville, the 'local' population forms 90% of the sample. By contrast, Neak Loeung and Poipet are migrant destinations where 30% were migrants, the former attracting people from Kandal, the latter hosting people coming from different provinces.
- Phnom Penh tends to attract more migrants who make up almost 40% of the local sample. Youths and children migrate mainly from Prey Veng, Kandal and Svey Reng provinces.

QUESTIONNAIRE SURVEY

This section is divided into the following categories:

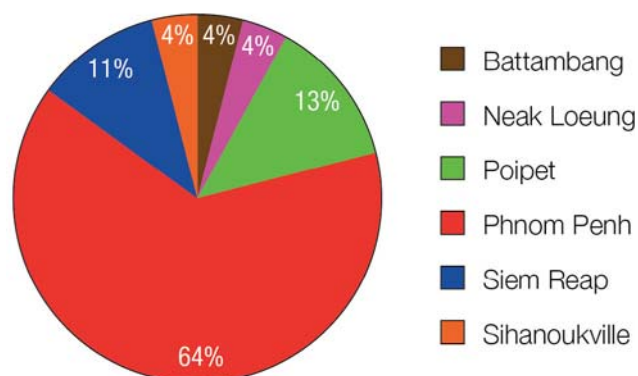
- Findings from the Questionnaire Survey- **Overview / All cities combined**
- Findings from the Questionnaire Survey- **By Category / All cities combined**
- Findings from the Questionnaire Survey- **By Category / Location specific**

Overview / All cities combined:

In 2011, nine programs operating in six cities registered 1,274 case management files of children and young adults who were in need of assistance.

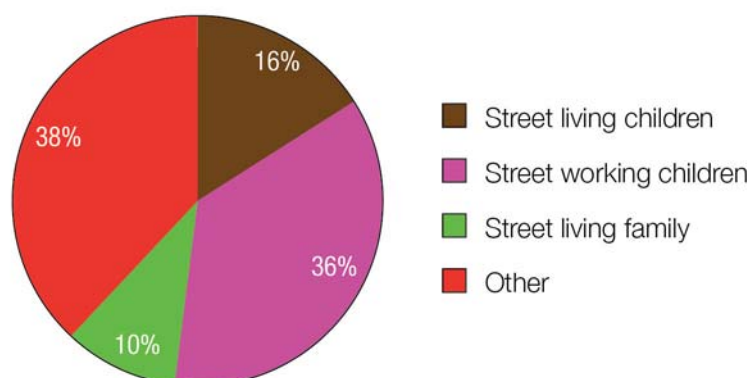
- The majority of cases (820) were opened in Phnom Penh (64%), partly due to its dimension and partly because four NGOs cooperated with data collection. The second largest share of cases; (13%-168 cases) was in Poipet, followed by Siem Reap who registered 139 new cases (10%). The remaining three cities, namely Battambang, Neak Loeung and Sihanoukville included approximately 50 children and young adults in their programs (Graph 23).

Graph23: Distribution of cases



- In addition to the traditional sub-categorizations used in the previous Street Children Profile's⁸, this study includes the fourth category 'Other' as NGO's assist a variety of minors and young adults who do not necessarily fit the existing street child definitions.
- The survey reveals that the total number of young people of concern is remarkable as it makes up almost 40% of the sample. The remaining 60% is pertinent to the generic definition of street children which mainly consists of street working children (36%) and of a smaller proportion of street living children (16%) and children of street living families (10%) (Graph 24).

Graph24: Category of cases



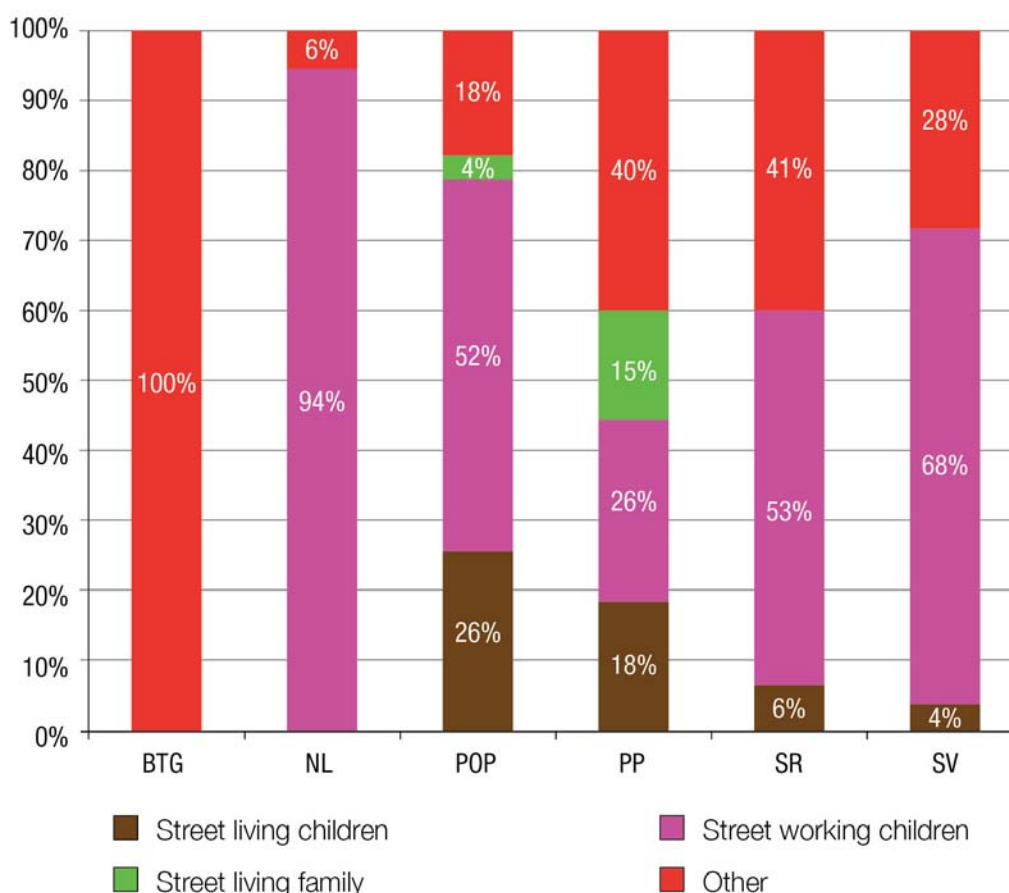
- Disaggregated data indicates that the distribution of categories varies remarkably in each city. Battambang, for example, has only minors and young adults who cannot be defined street children (as defined

8 FI Reports 2008 and 2009

conventionally) and the category 'other' makes up approximately 40% of the local sample of Phnom Penh and Siem Reap.

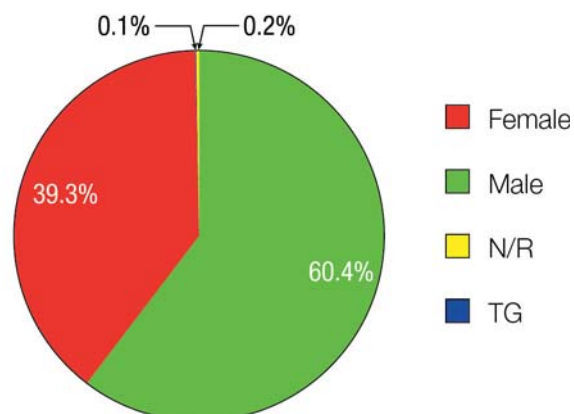
- By contrast, Neak Loeung cases consist of a conspicuous number of street working children, which represent almost the entire sample (94%), and a minority of individuals of concern. Although with different patterns, in the other cities, the young population is present in each category with the exception of street living families, which represent a very small share in Phnom Penh (15%) and an even smaller proportion in Poipet (4%) (Graph 25).

Graph 25: Distribution categories by cities



- Overall the gender ratio is slightly unbalanced as boys outnumber girls by 21%. A similar gender distribution exists locally given that almost in all cities females make up approximately 40% of the sample. The proportion changes significantly in Neak Loeung, where the number of girls constitutes more than half of cases (Graph 26).

Graph 26: Gender ratio

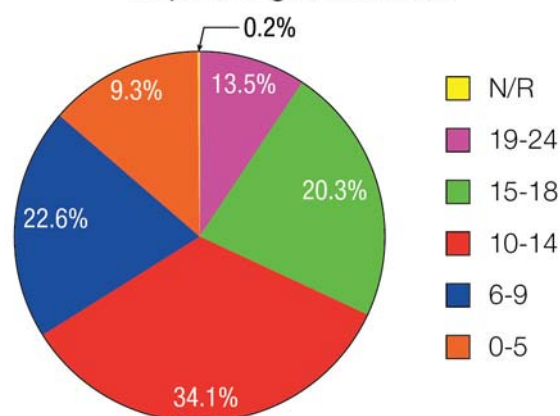


- The majority of beneficiaries of the NGOs are young teenagers, representing almost 70% of the sample. Within this group, the majority (34%) is formed by girls and boys, who are between ten and fourteen years old.
- The second largest group of teenagers comprises adolescents aged fifteen to eighteen (20%), including a small proportion of legal adults who may require special attention as they are not protected by child rights-based domestic laws. A similar

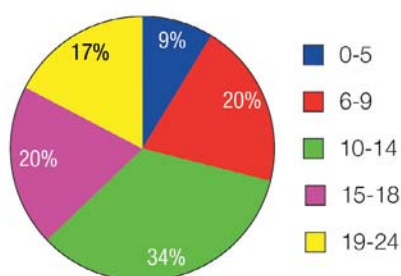
protection and assistance is given to the group aged nineteen and twenty-four, which makes up 14% of the sample. This proportion, consisting of young adults legally responsible of and liable for their actions under domestic legislation, usually participate in activities that aim to reduce vulnerability by addressing low literacy and/or developing life and labor skills.

- Children between zero to five years constitute the smallest proportion of the survey (9%). This could be due to the fact that some NGOs working also with the communities and families, do not register children within this age group as beneficiaries because they are included in assisted households (Graph 27).
- The cross tabulation of disaggregated data reveals interesting information on gender distribution among the age groups. With the exception of the 19-24 year age cohort, where there are twice as many males as females, girls and boys are evenly distributed in each age group (Graph 28).

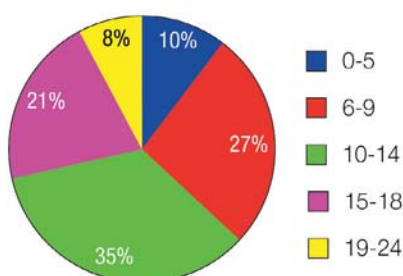
Graph 27: Age distribution



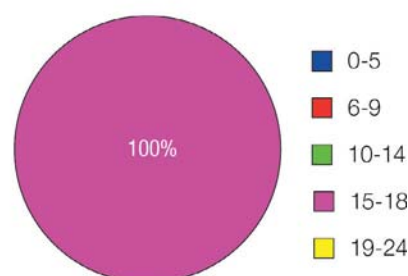
Graph 28-1: Men distribution by age



Graph 28-2: Female distribution by age

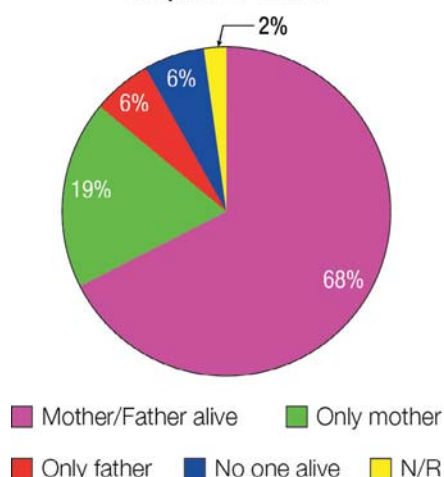


Graph 28-3: TG distribution by age

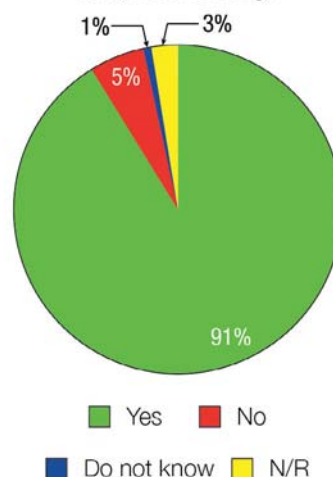


- The majority of the NGOs' new beneficiaries have a family which mirrors the traditional household composition, namely both parents alive and more than one child (68%). Yet approximately 20% live in a female-headed household while only 6% of the sample has lost a mother and a similar share consists of orphans. Notwithstanding, almost all children and young adults of the sample have siblings (91%) (Graph 29 & Graph 30).

Graph 29: Parents

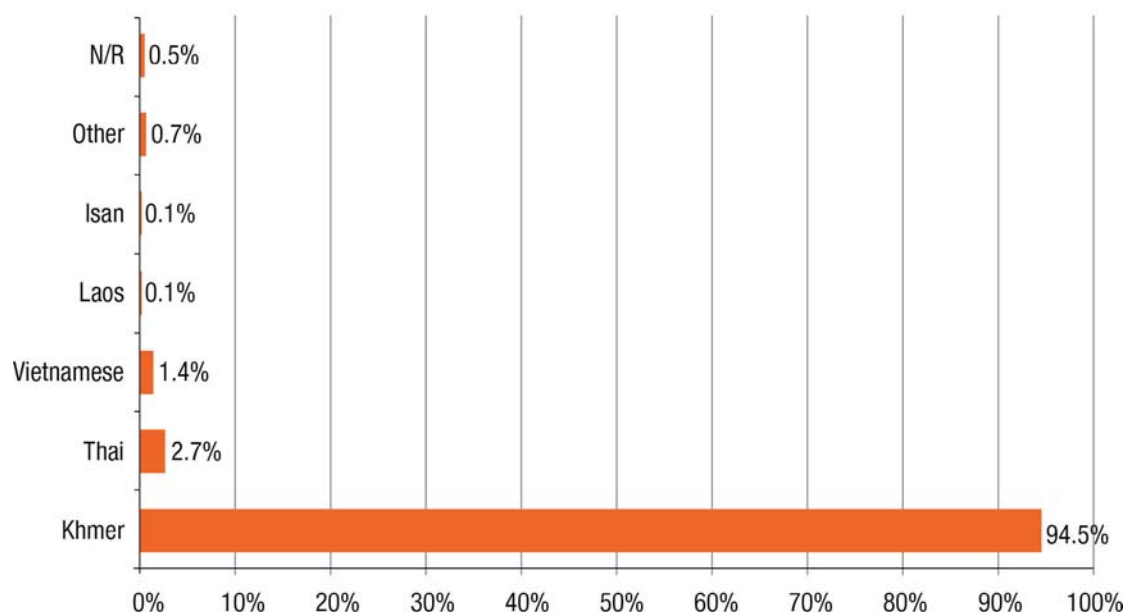


Graph 30: Siblings



- All minors and young adults speak Khmer whilst thirty-six speak Thai and nineteen are able to communicate in Vietnamese. It is worth noting that such bilingualism is a result of labor migration undertaken by children and youth on their own or with their family as only seven children were born to Khmer parents in Thailand and a similar number in Vietnam (graph 31).

Graph31*: Language

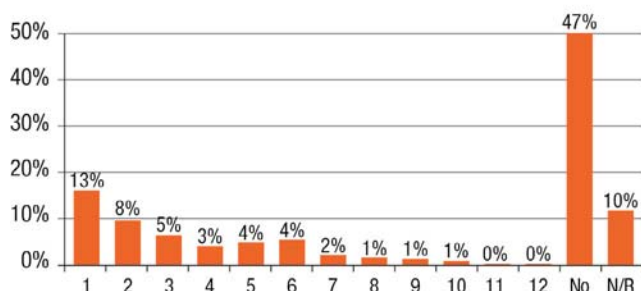


* One child speaks Isan and another one speaks Laos.

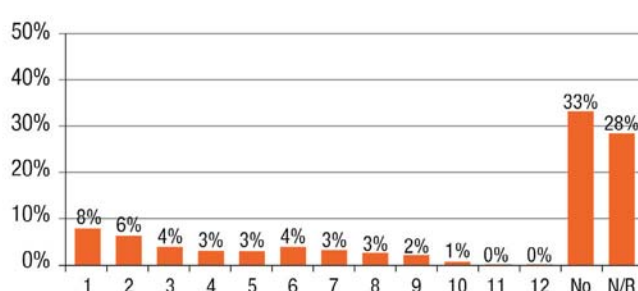
By Category / All cities combined:

EDUCATION:

Graph 32: School enrolment

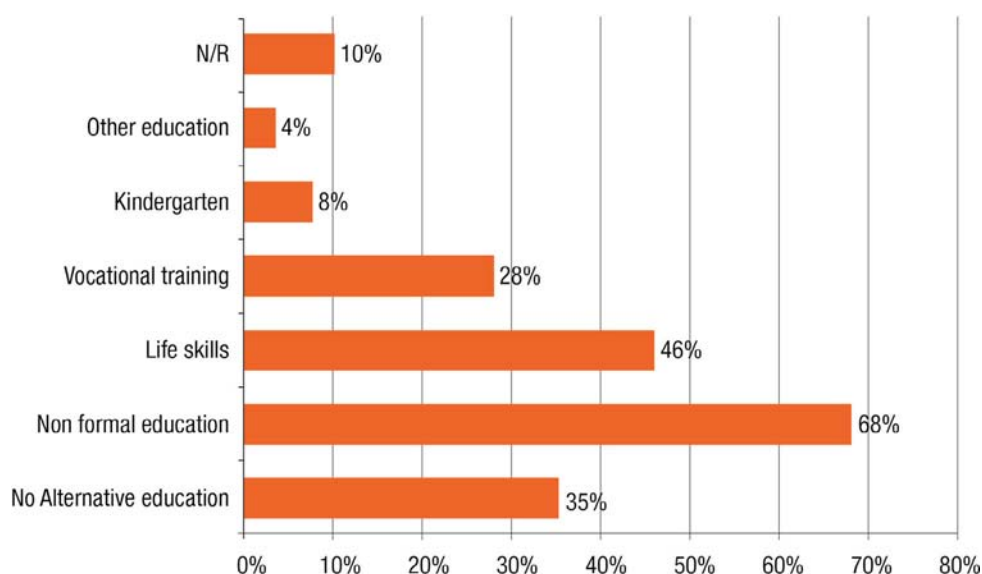


Graph 33: School abandonment



- Almost half of the sample have enrolled in primary school or attended some classes of formal education in the past (43%).
- School enrolment rates vary widely among grades. However, despite the age of the NGOs' beneficiaries, the largest number of students is/was enrolled in grade one is 13%, followed by students of grade two, which represents 8% of the entire study.
- Enrolment rates fluctuating between 5% and 2% decreases between grade three and six and drops remarkably in the last three grades of primary school (1%).
- Enrolment rates in secondary school are dramatically low (1%)⁹ (Graph 32).
- A similar proportion of students did not finish or have not yet completed all nine years of formal education as highlighted in graph 11 (38%).
- Among those who stopped attending school, which make up 38% of all cases, the highest rate of drop-outs is recorded in the first two grades of primary school. Such data is consistent with anecdotal evidence about obstacles that marginalized children face when they start attending school, where semi-hidden costs become unaffordable for many households. Moreover, the concentration and the commitment required to study for the first time tends to include challenging psychological barriers for children unless they are emotionally supported by adult caregivers. The school abandonment rate decreases in all other grades mirroring the general low school enrolment rate (Graph 33).

Graph34: Alternative education



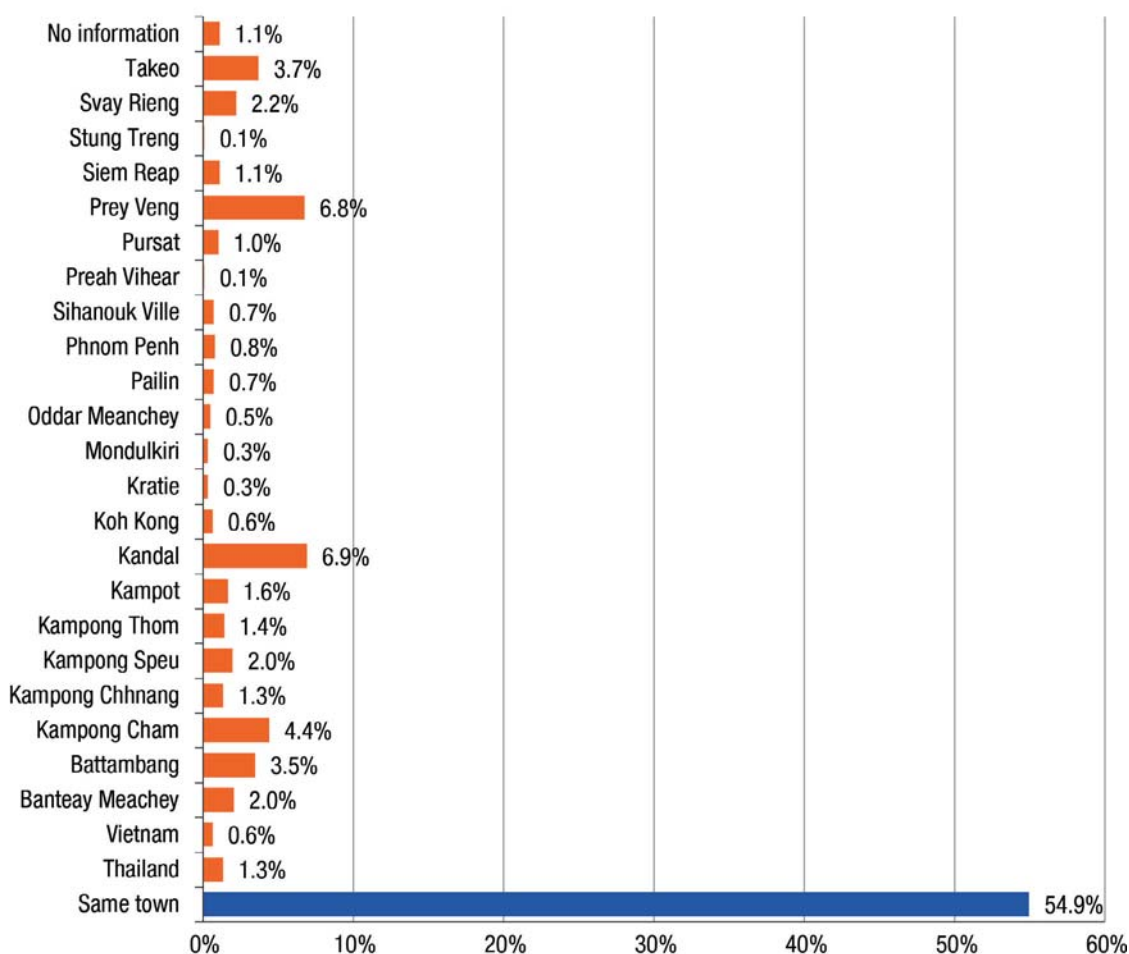
⁹ Grade ten share is 0.78% but it has been adjusted by the statistical software in use for this report

- All NGOs of the survey provide informal education, comprised of remedial and/or support classes, life skills and vocational training. The vast majority of minors and young students attend alternative education classes (68%), which aims to reintegrate them into public school by narrowing the knowledge deficit between them and students enrolled in mainstream classes.
- Life skills courses are also essential informal education as they can provide necessary information and tools to develop critical thinking to make informed choices. Almost half of the sample participates in such courses, whose topics vary according to the students' age and range from basic norms of hygiene to reproductive health and safety education.
- Vocational trainings, which mainly consist of professional classes and hands-on practice for future beauticians, mechanics, cooks etc, make up 28% of the sample. Given the small number of children under the age of five, services such as kindergarten are used by less than 10% of the sample (Graph 34).

MIGRATION:

- Half of the sample originates from the same town or province where the NGO that assists them operates. The remaining half come from almost all Cambodian regions, only few provinces are sources of a significant rate of migration flow towards the cities where the NGOs work.
- Approximately 7% of the sample was born in Kandal and Prey Veng, while around 4% are originally from Kampong Cham and Takeo provinces. The other provinces are homeland to a small number of new beneficiaries and apart from Battambang; their share fluctuates between 2% to less than 1%.

Graph 35: Homeland

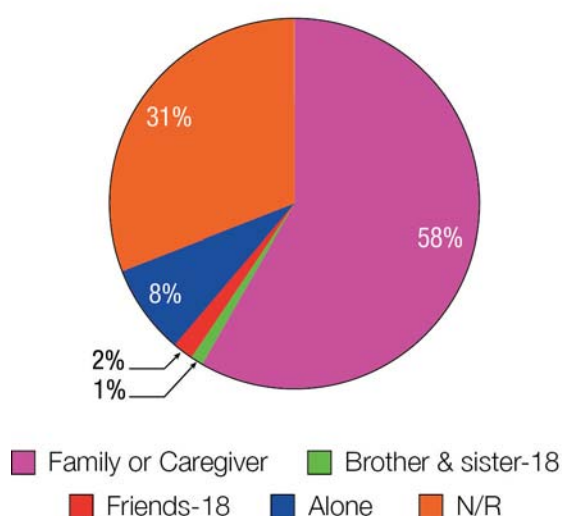


- 27% of the entire sample has never engaged in migration outside of their home province. After excluding

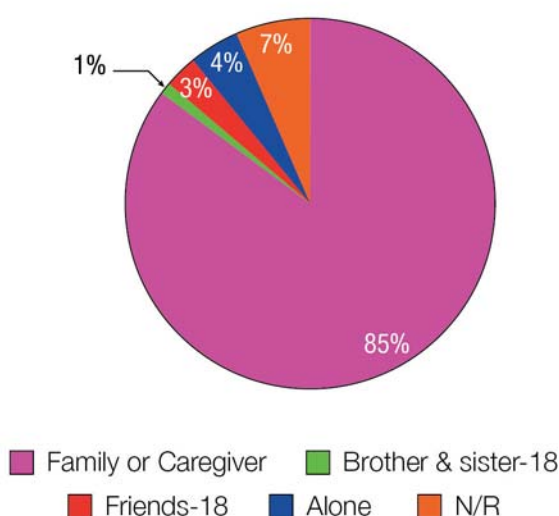
the first migration from the homeland to one of the provinces where the NGOs works, the rate of migration drops.

- Annex 4: Table 1 reveals an interesting and unexpected migration flow pattern. The proportion of migrants is very low with less than 4 accessing Thailand at least once prior to joining one of the programs carried out by an NGO.
- A similar proportion of migrants moved to Prey Veng (gateway to Vietnam), despite being one of the poorest areas of Cambodia. Few other regions attracted migrants and the percent of cases drops dramatically when we look at specific provinces.
- Kandal, Banteay Meanchey, Kampong Cham and Svay Reng are sources and destinations of migration, making up approximately 1.5% of the overall flow. Some other provinces are main sources of migration, such as Pursat, Oddar Meanchey, Kratie and Koh Kong, each of them attracting one person, representing 1% overall (Annex 4: Table 1).
- NGO's report that the majority of young migrants travel with an adult member of their family or a caregiver (58%), while a small group migrates alone (8%). Twenty-three and fourteen people engaged in travel with a friend under the legal age and with underage siblings respectively (Graph 36)¹⁰.
- Almost all live with their family or a caregiver and less than 10% live alone or with an underage friend or sibling. Although such a proportion may be larger as there is no information available for 7% of the sample (Graph 37).

Graph 36: Young migrants



Graph 37: Whom the children live with



WHY CHILDREN HAVE ARRIVED ON THE STREETS / ARE MARGINALIZED:

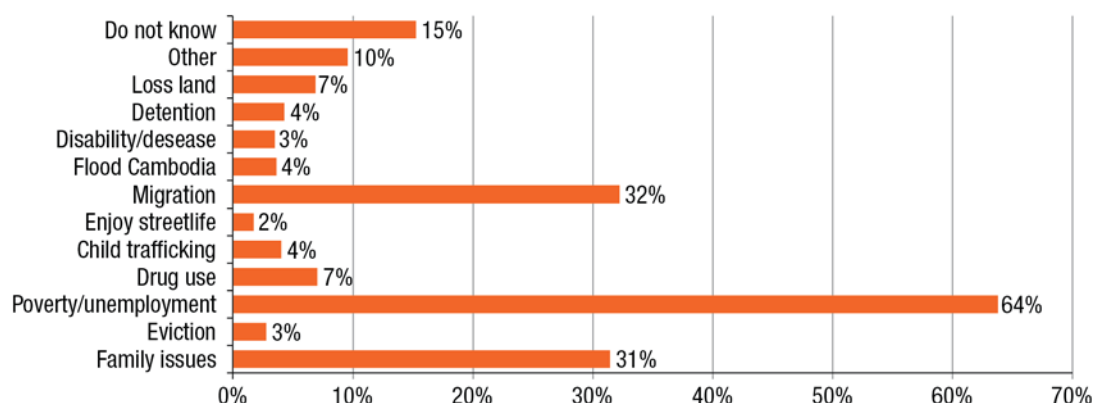
- The main cause of vulnerability is poverty (64%).
- Family issues, such as domestic violence, alcoholism in families or similar dysfunctional behaviours represent (30%) of the sample.
- Migration¹¹ 32%, as it often entails the loss of community ties, a social network as well as an uneasy adaptation to a new community.
- A variety of reasons were grouped in the category 'other' which are beyond the scope of the survey.

¹⁰ The share falling in no information represents the group of non-migrants.

¹¹ Migration should be understood as any kind of movement that uproots children. Migration thus includes changes of houses/shelter, micro-movement within the city and the district and so on.

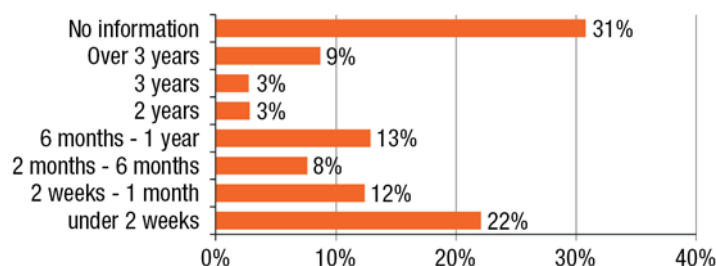
Other relevant causes include drug dependence and loss of land. Although all other factors have a limited impact on the majority of children and youth, as they are below 5%, it is worth highlighting that they include detention (4%), child trafficking (4%), evictions (3%) and the recent flood that impacted Cambodia in September 2011 (4%) (Graph 38).

Graph 38: Why on the street - Reasons



- All NGOs were asked how much time their beneficiaries spent on the street or were in need of assistance prior to engaging in one of their projects. Since some organizations do not record such information, 30% of the cases were excluded from this analysis.
- The majority of young people of concern have been reached within a month since they began their life on the streets (32%), while 13% of the sample spent between six and twelve months on the street before they became a beneficiary of the NGO.
- A small share waited between two and six months (8%) and a similar proportion spent more than three years (9%) on the streets (Graph 39).

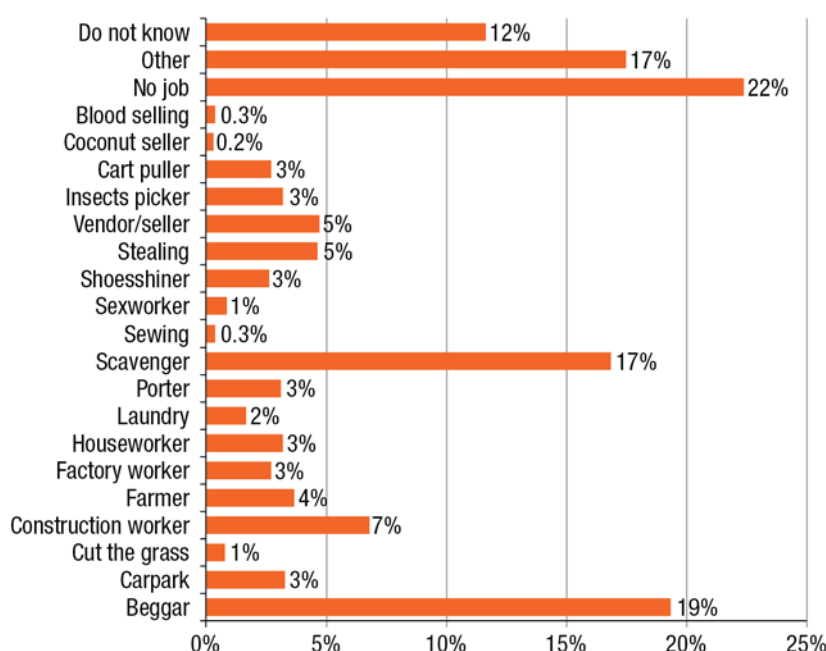
Graph 39: Time needed to open a case



WORKING CHILDREN:

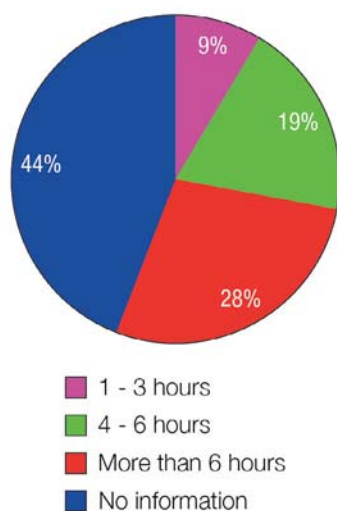
- Almost 80% of the sample population works. This is despite domestic legislation prohibiting any kind of child labor and specific regulations outlining which occupations teenagers below the legal age are authorized to engage in.
- Traditional norms, requiring all members of the household to contribute to the family's livelihood, along with weak law enforcement creates an environment that is conducive towards child labor. The main activities that generate profits are explicitly forbidden as they are listed as some of the worst forms of child labor.
- Young labourers engage in different activities, including begging (19%), scavenging (17%), construction work (7%), selling petty goods (5%), stealing (5%) and farming (4%). To a lesser extent, picking insects (3%), shining shoes (3%) and pulling carts (3%). Graph 40 highlights that minors are also multitasking and engaging in activities that are designed to be undertaken by adults only (Graph 40).

Graphic 40: jobs

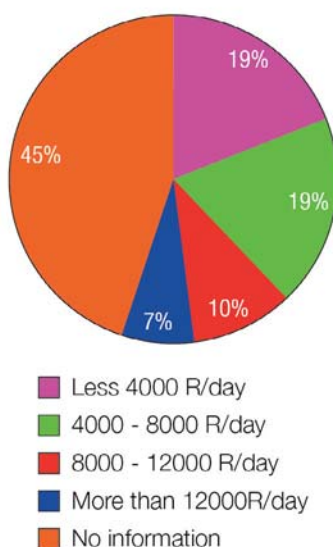


- The majority of economically active children and teenagers (28%) work more than 6 hours a day, while 19% of the sample work between four and six hours a day.
- Occupations are not particularly remunerative given that only 7% can earn more than three dollars a day (16.000 Riel), while 38% generate less than one dollar (4.000 Riel) to two dollars (8.000 Riel) per day (Graph 42).

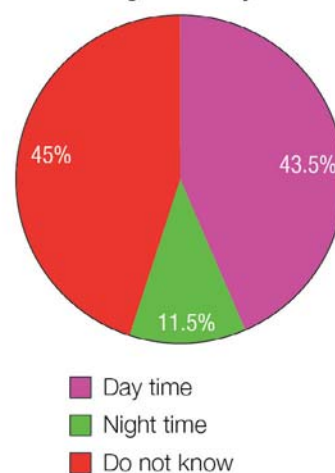
Graph 41: Working hours



Graph 42: Income average



Graph 43: Working hours night and day



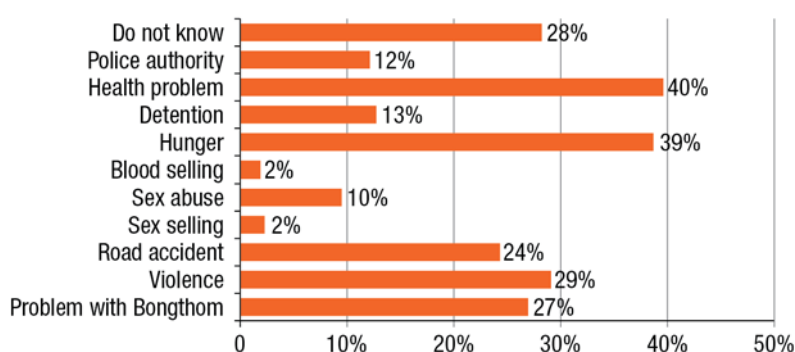
LIVING ON THE STREET:

- Living conditions have a significant impact on the health of the Children and Young People (40%) (Graph 44). Although the study does not investigate specific health-related problems that children and youth experience, it is hypothesised that some diseases are fostered or exacerbated by a deficit in nutrition as a similar percentage suffers from hunger and/or malnutrition.
- Almost 30% of the sample are victims of different forms of violence including problems with the authority

and 'bongthom' (gang leaders).

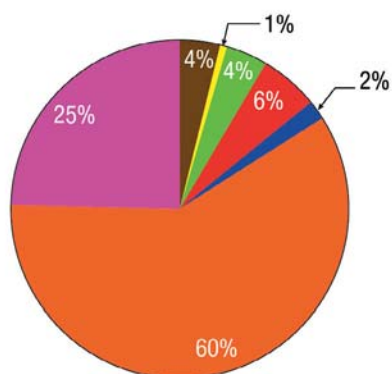
- The number of victims of road accidents makes up 24% of the sample.
- Other kinds of abuse and violence such as detention, sexual violence, and conflict with the police affect approximately 30% of the sample.
- The data reveals that violence is gender based depending on the type of abuse. For example, while reported sexual abuse is mainly directed towards females (16% vs. 5%), physical violence is afflicted mainly towards boys (31% vs.26%).
- 1% of boys and 4% of girls reportedly engage in sex work (Graph 44).

Graph 44: Problems on the street



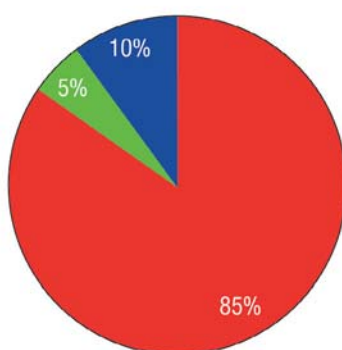
- The majority of children and youth within this study do not use drugs. Those who consume substances have a preference towards Methamphetamines such as the crystal form (Ice, 6%), pill form (Yama 4%) and also Glue (4%).
- Although Heroin can be found in Cambodia, 1 per cent (9 people) of the sample (being case managed whilst accessing in-center services) indicated using it (Graph 45). However, the 2011 Substance Use survey carried out in Phnom Penh by Mith Samlanh indicates that 8.9% of street living/working children and youth using substances (estimated at 35.6% of the total street child and youth population) have used Heroin during 2011.

Graph 45: Drug



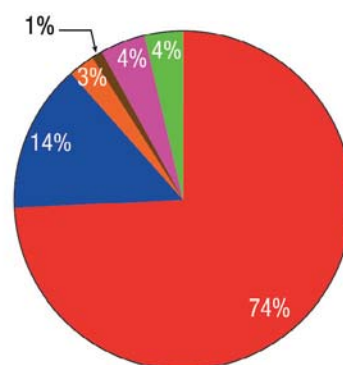
■ Yama ■ Heroin
■ Glue ■ ICE
■ Other ■ Do not use drug
■ Do not know

Graph 46: Alcohol



■ No ■ Yes ■ No information

Graph 47: Detention

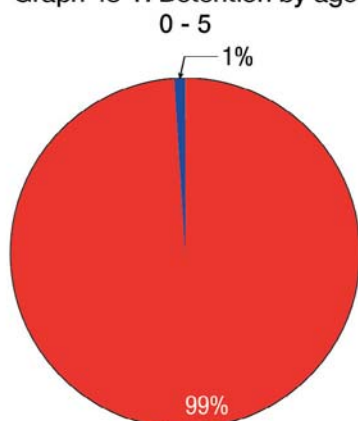


■ No
■ No information
■ Less than 2 weeks
■ 2 weeks - 1 month
■ 1 month - 6 months
■ more than 6 months

- Alcohol use is low (5%) (Graph 46).

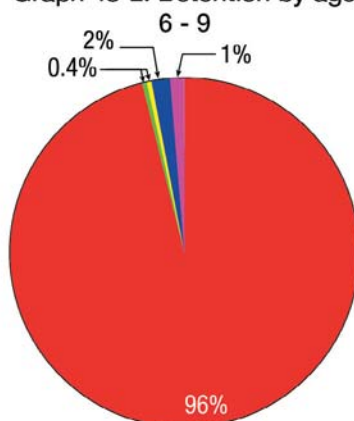
- Data on periods of detention is concerning as 12% of the NGOs' new beneficiaries have experienced a period of confinement from anywhere between a few days to more than six months (Graph 47 & Graph 48).

Graph 48-1: Detention by age



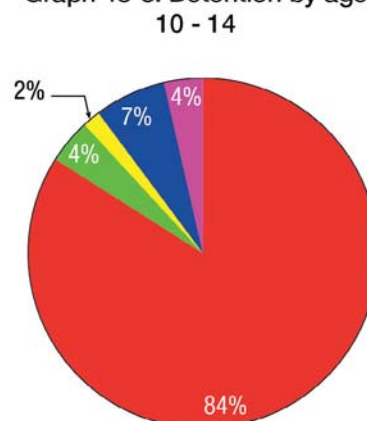
■ No
■ Less than 2 weeks
■ 2 weeks - 1 month
■ 1 month - 6 months
■ more than 6 months

Graph 48-2: Detention by age



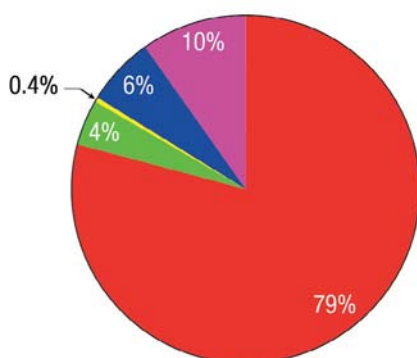
■ No
■ Less than 2 weeks
■ 2 weeks - 1 month
■ 1 month - 6 months
■ more than 6 months

Graph 48-3: Detention by age



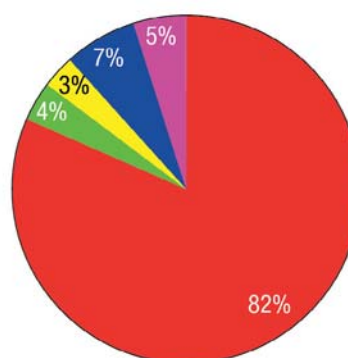
■ No
■ Less than 2 weeks
■ 2 weeks - 1 month
■ 1 month - 6 months
■ more than 6 months

Graph 48-4: Detention by age



■ No
■ Less than 2 weeks
■ 2 weeks - 1 month
■ 1 month - 6 months
■ more than 6 months

Graph 48-5: Detention by age

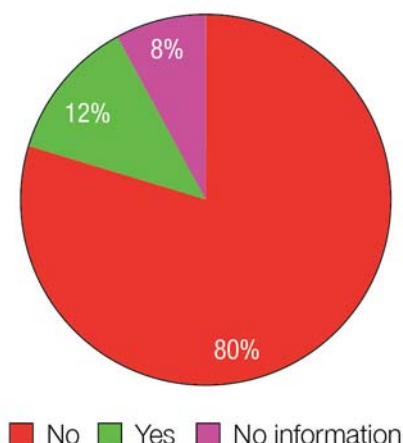


■ No
■ Less than 2 weeks
■ 2 weeks - 1 month
■ 1 month - 6 months
■ more than 6 months

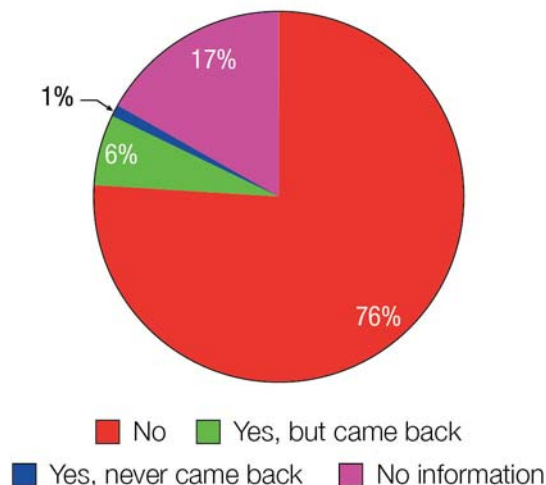
THE SEPTEMBER FLOOD:

- Despite the fact that almost the majority of the sample population resides in areas that were severely hit by the flood, a very small portion was directly affected (12%).
- Approximately 6% of minors and young adults had to flee their homes temporarily.
- Almost all of those who left their home (excluding 1%) returned to their shelter once deemed safe (Graph 49; Graph 50).

Graph 49: Affected by September flood 1



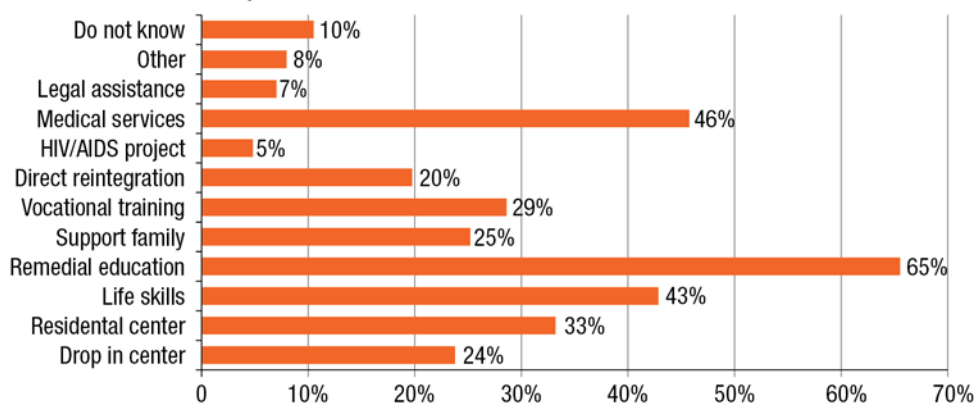
Graph 50: Affected by September flood 2



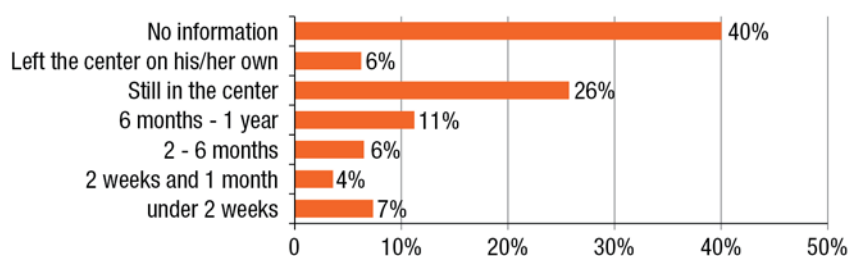
NGO SERVICES:

- Addressing low literacy levels via remedial education is a priority for all NGO's within the study. More than a half of the sample attends remedial classes, making it the most utilised service offered by the organizations (65%), followed by medical services (46%), excluding HIV-AIDS care which is listed separately (5%).
- Due to the average age of the beneficiaries, the organizations emphasise vocational training (30%) and life skills services (43%).
- Some NGO's run residential care centers for beneficiaries who cannot reside at home due to safety concerns and/or problematic household environments. Approximately 30% of the sample live in these centers and are provided with food, remedial education and foster care parenting.

Graph 51: NGOs' services



Graph 52: Reintegration



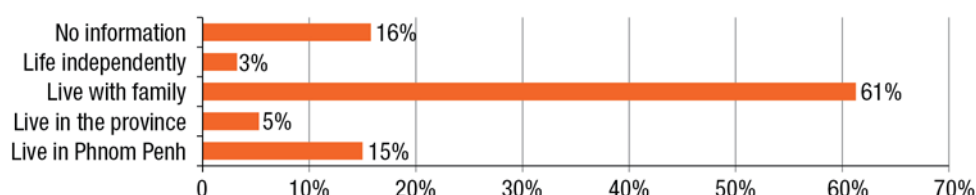
- 25% of the sample accesses Drop In Center facilities.

- Reintegration into the community is the aim of all the NGOs. 20% of the entire sample has been reintegrated within the first year of assistance, while 26% continue to remain under the NGO's assistance (Graph 51 & Graph 52).

CHILDREN'S PLANS:

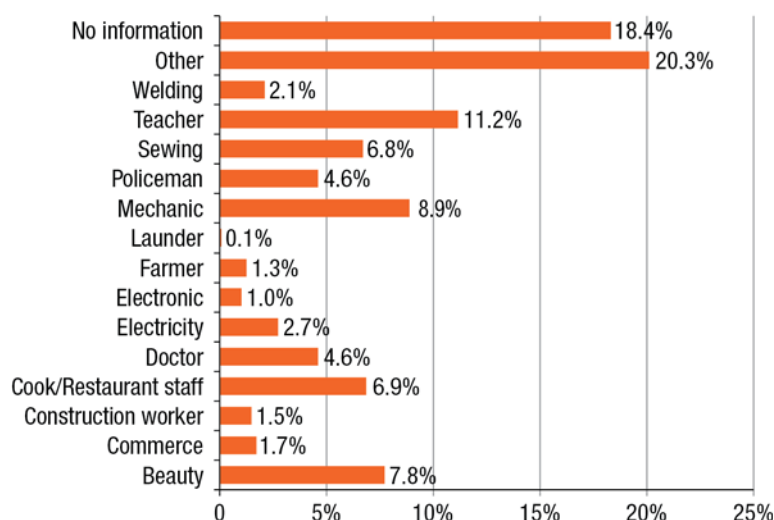
- Children and Youth were asked how they would ideally envision their future once they are adults. In relation to residence, results indicate that majority of children and young people want to live with their family (61%), while only a minority would live independently (3%) or in the provinces (5%) (Graph 53).

Graph 53: Future plans



- In relation to future job aspirations, Youth imagined themselves working as beauticians (8%), mechanics (9%), cooks (7%) and tailors (7%). By contrast, others envision themselves as teachers (11%), doctors (5%) and policemen (5%).
- Data on jobs in the future are difficult to analyse as there could be a potential bias toward the vocational training that the youth attend. Additionally, given that the question was not open and was completed in the presence of the social workers, desirable jobs may not have been listed or reflect the genuine aspiration of the beneficiaries (Graph 54).

Graph 54: Children's dream



By Category / Location Specific:

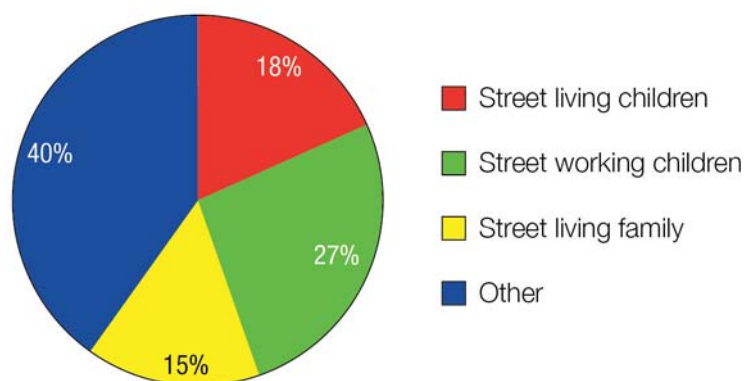
PHNOM PENH:

CHILDRENS PROFILE

Four NGOs cooperated to collect data in Phnom Penh. Mith Samlanh, the biggest organization in terms of assistance and coverage, covered almost all urban areas of the capital, while some of the other NGOs, having long-term shelters, provided information on their new beneficiaries. By keeping beneficiaries off the street, the organizations aim to protect the children from many risks associated with a marginalized life whilst providing them with tools and teaching skills to build a sustainable and safer future.

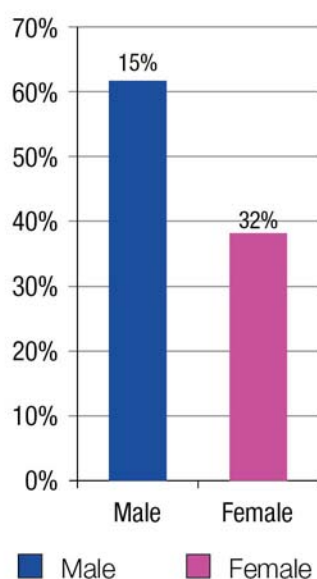
- In Phnom Penh 820 new cases were registered in 2011. The majority were categorized as 'other' (40%), that is, children in need of assistance without being formally defined as street children. The second largest group of beneficiaries consists of street working children (26%), followed by street living children (18%) and children of a street living family (Graph 55).

Graph 55: Category of children - Phnom Penh

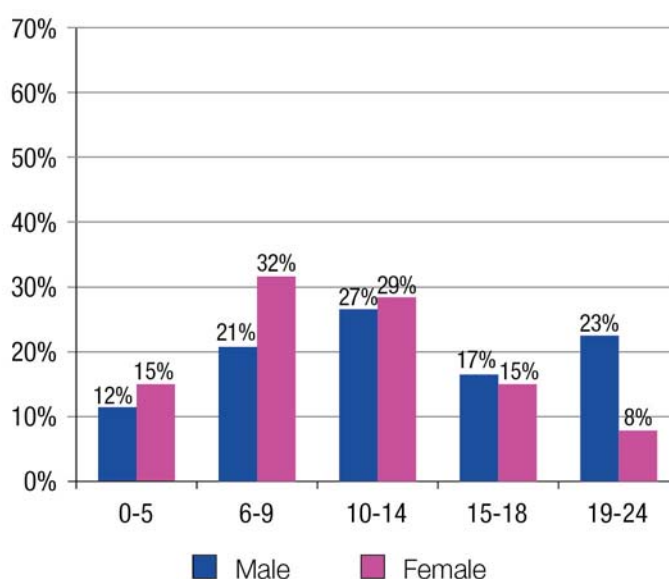


- The majority of children and youth are boys (62%), whose distribution across age groups varies remarkably. The plurality of males are between ten and fourteen years old (27%), while the second and third largest group consists of boys aged between nineteen and twenty-four and six to nine respectively (23% and 21%).
- Male teenagers about to attain the legal age are a relatively small share of the sample (17%) whilst young children aged zero to five are the least numerous age group with fifty-nine boys equalling 12% of the sample.
- Girls are evenly distributed across two age groups with 15% of females aged zero to five and fifteen to eighteen.
- Girls make up 32% and 29% of the age group six to nine and ten to fourteen respectively, while young women between fifteen and twenty-four years constitute the smallest age group of the entire survey (Graph 56 & Graph 57).
- The majority of children and youth have a family, which mainly features the traditional Cambodian household composition, namely two parents alive and siblings (65%).
- Roughly 17% of the sample lives in a female-headed household as the fathers have passed away, while approximately 5% of the sample lost their mothers.

Graph 56: Gender - Phnom Penh

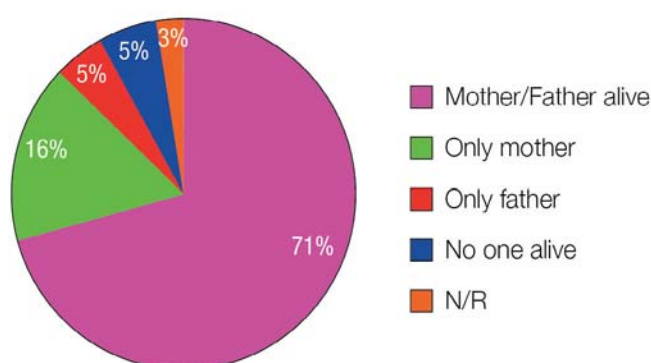


Graph 57: Age vs Gender - Phnom Penh

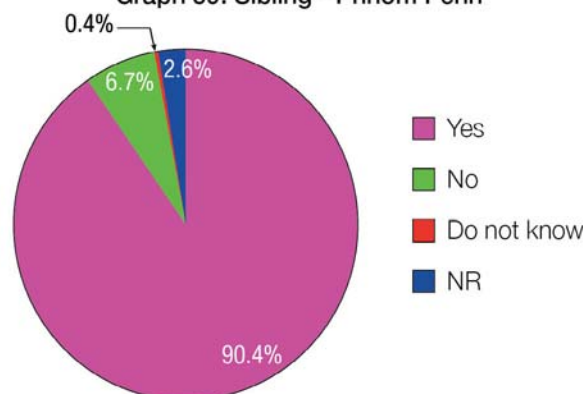


- Orphaned children form the smallest group at 5% and within such a group, a very small proportion (less than 0.5%) does not have siblings. Overall 90% of children have siblings. (Graph 58 & Graph 59)

Graph 58: Parents - Phnom Penh

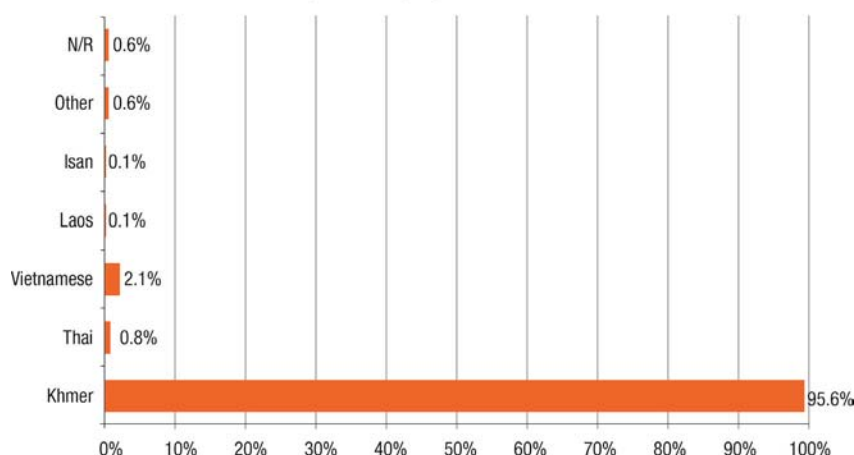


Graph 59: Sibling - Phnom Penh



- The entire sample speaks Khmer and a small group of youth speak Vietnamese either because they are originally from Vietnam or because they migrated there (see section on migration). Less than one percent speaks Thai, while one child is fluent in Lao and another in Isan. (Graph 60)

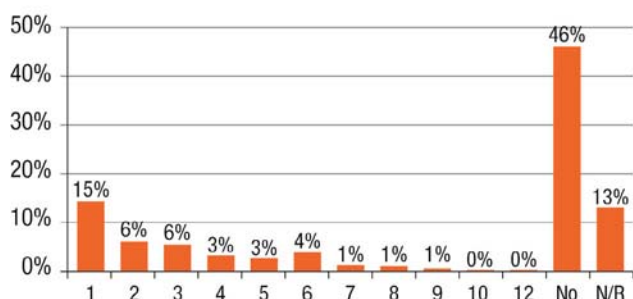
Graph60: Language - Phnom Penh



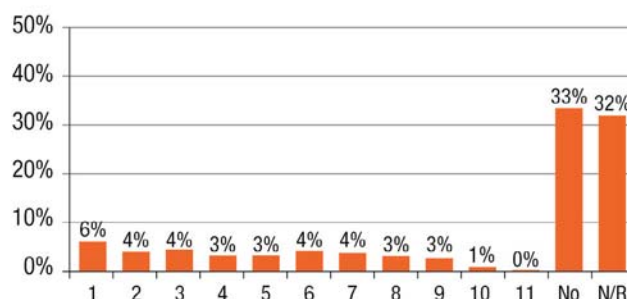
EDUCATION

- Less than a half of the four NGOs' beneficiaries go to school (40%) and among those who are students, the majority attend first grade of primary education (15%).
- School attendance is higher in lower years but steadily decreases in the higher grades of education and drops drastically after grade seven.
- With the exception of grade one, the enrolment rate is equally distributed across grades two and three, but the ratio is still very low as it does not exceed 6% in any grade.
- The attendance rate in grade four, five and six is set at 3%, while it drops to 1% between grades seven and nine.
- The cross analysis indicates that age may be a factor to explain such a trend as a large number of students attending grade one are teenagers aged ten to eighteen.
- It is known that teenagers of poor households are compelled to assume family duties and cannot continue studying in order to supplement the family income. As a consequence, the drop-out rate is considerably high, as about 50% of children abandoned school in the past year on at least one occasion.
- Withdrawal from school is a pattern that occurs in all nine grades of primary education and is spread evenly across the levels at approximately 3%. The only exception is grade one, when 6% of the entire sample stopped attending school (Graph 61& Graph 62).

Graph 61: School attendance - Phnom Penh

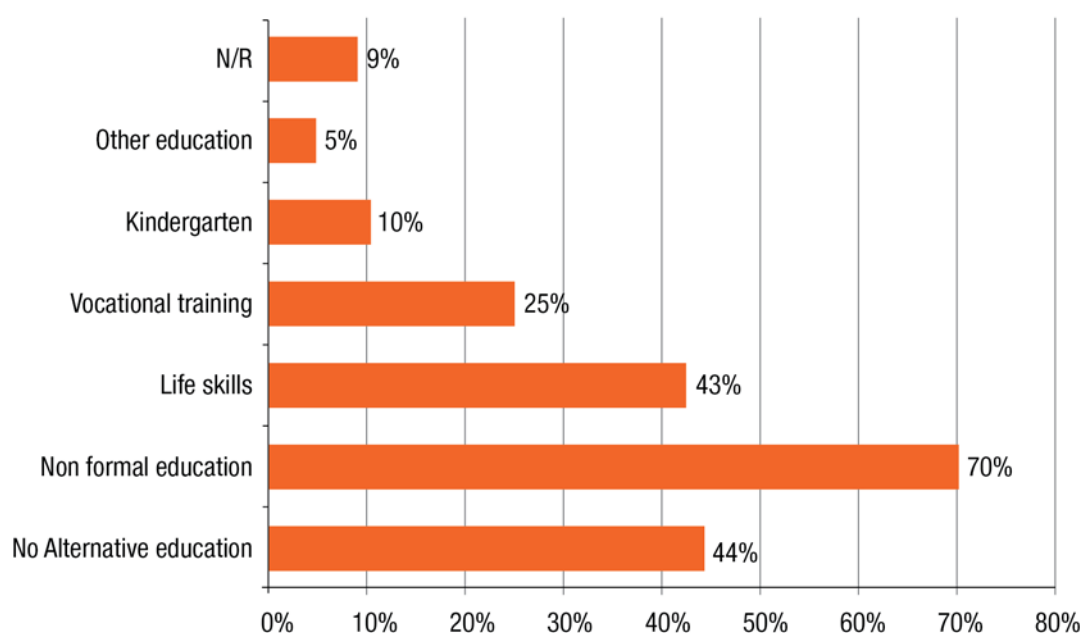


Graph 62: Drop-out - Phnom Penh



- In order to address the gap in education, NGO's in Phnom Penh facilitate alternative education courses so that children who have previously dropped out of school can improve their literacy and possibly be re-enrolled in public school.
- 70% of the sample attends remedial education, which implements the national school curriculum by focusing on the Khmer language and numeracy. In circumstances where re-admission to school is not feasible, the organizations provide teenagers with vocational training classes to provide them with the necessary skills to find a job or start a profitable business.
- Some organizations also provide information and act as employment seekers to facilitate the transition of youths to the Cambodian employment industry.
- Vocational training is attended by 25% of the entire sample. Life skills education is also offered to all children and youth as it is levelled according to their age so as to cover and address the main issues they may incur. Such activity involves approximately 40% of all children and youth.
- Given the high amount of young children, some organizations provide kindergarten classes which provide a safe shelter for children during the day whilst also functioning as pre-school: 10% of the beneficiaries get advantage from this service (Graph 63).

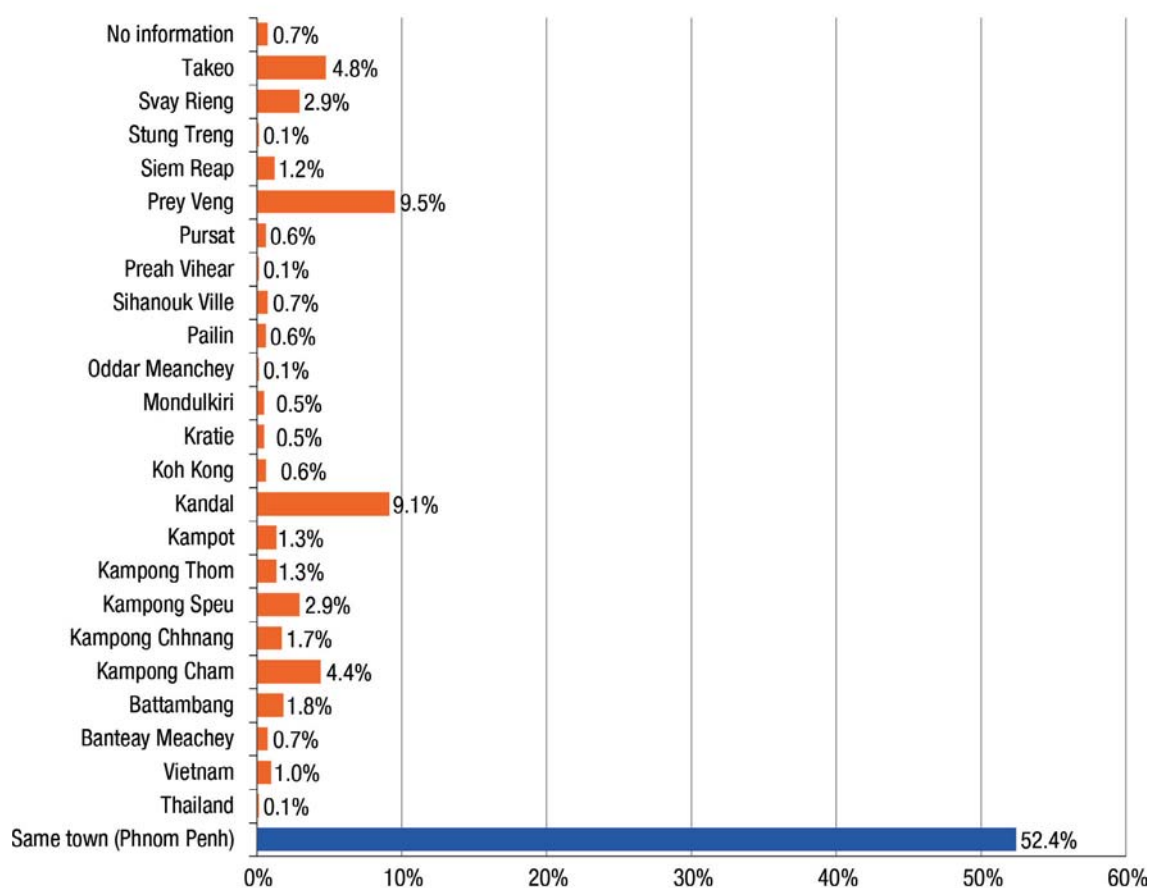
Graph63: Alternative education - Phnom Penh



MIGRATION

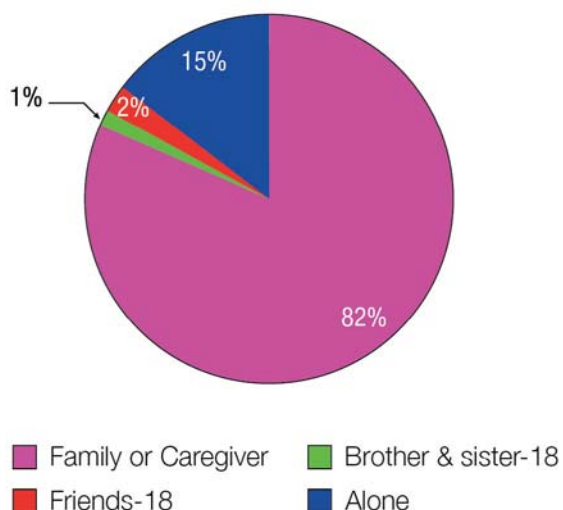
- As a capital city, Phnom Penh attracts migrants from all provinces around Cambodia. The survey confirms this trend and also highlights that there is a high rate of children and youth who, although originally from the city (52%), form the most consistent share of the outbound migration flow (13%). See next paragraph & Annex 5: table 2).

Graph 64: Homeland - Phnom Penh

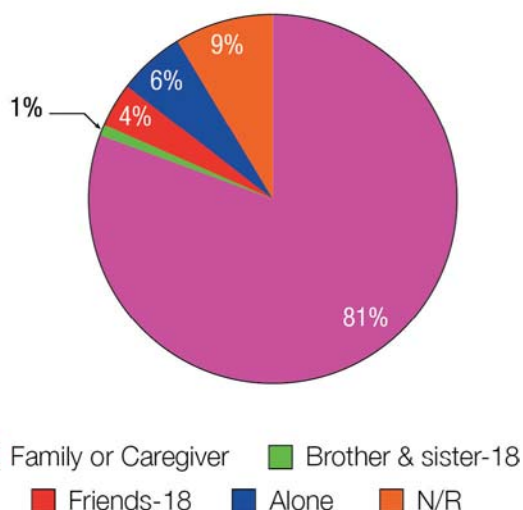


- The two main provinces from which the children and youth originate from are Kandal and Prey Veng (20%). Due to its proximity to the city, the former facilitates daily commuting to Phnom Penh, while the latter, located on the national road a couple of hours from the capital, is one of the poorest regions and has become a large source of migration.
- Other regions that are altogether homeland to approximately 10% of sample include Takeo and Kampong Cham, while Kampong Speu and Svay Reng represent roughly 6% of the entire sample. The other provinces are a source of migration however they do not equate to 1% (Graph 64).
- Migration is at approximately 40% including the inbound and outbound flow. Interestingly, the capital is not the only destination of such migration, but it is also a source, probably due to harsh living conditions in the city.
- More than a half of minors and teenagers who were born in Phnom Penh (equals to 26% of the sample) migrated to other regions, including mainly Prey Veng, Kampong Cham, Svay Reng and Kandal (Annex 5: Table 2).
- Those who travelled from their homeland to Phnom Penh were accompanied by adult caregivers, either with a member of family or otherwise (82%), while very few migrated alone (15%) and even fewer migrated with a friend younger than eighteen years old (2%).
- The majority of the four NGO's new cases live with at least one adult (81%), who take care of them.
- The percentage of youth and children living on their own or with friends below the legal age is 4% and 6% respectively.
- Approximately 1% of the sample lives with at least one sibling underage (Graph 65 & Graph 66).

Graph 65: Whom the child came with Phnom Penh



Graph 66: Whom the children live with Phnom Penh



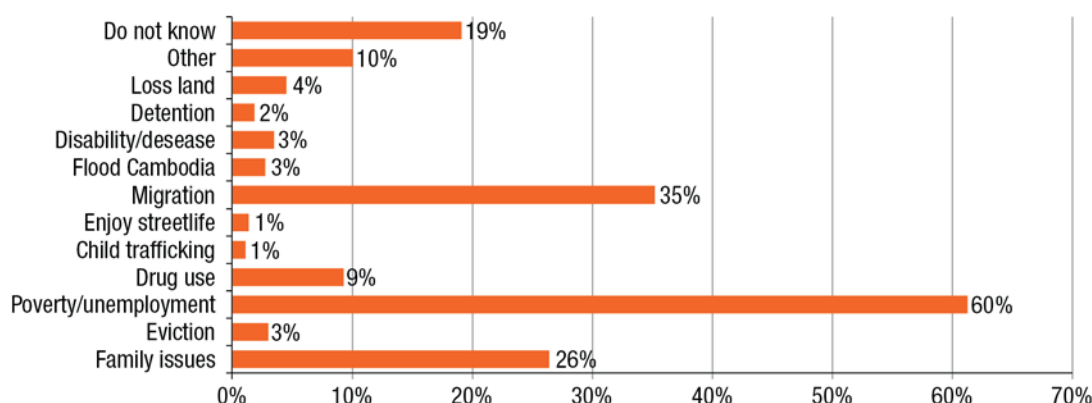
WHY CHILDREN HAVE ARRIVED ON THE STREETS / ARE MARGINALIZED

- There are numerous factors leading children and youth to resort to living on the street or to become vulnerable. Such causes very often overlap, making it extremely difficult for minors and their families to cope with the variety of issues they face.
- The four organizations have identified unemployment along with a lack of stable income generating activities as one the main triggers that foster a street life style.
- 60% of the sample have parents who are without an occupation.
- Migration is also perceived as having a negative impact on children and youths' life for approximately 35%

of the sample, followed by family issues (26%).

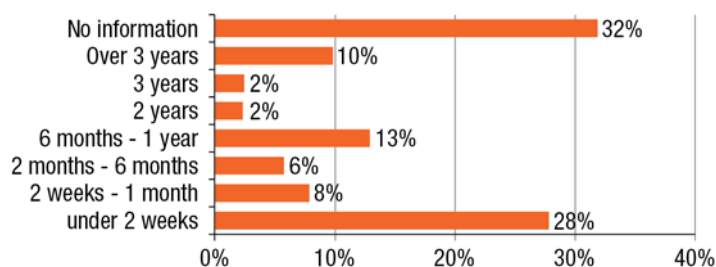
- Drug use and undefined other reasons make up approximately 20% of the causes as to why youths are either on the street or need assistance from an NGO.
- Loss of land, evictions and disabilities represent approximately 12%. (Graph 67).

Graph 67: Why on the street - Phnom Penh



- Among those NGOs that record how much time their beneficiaries spent on the street before being reached, Graph 68 highlights that the majority (40%) is assisted within two weeks.
- Another 25% of minors and young adults are reached by social workers between two weeks and one year.
- Disaggregated data indicates that 13% of the sample have been assisted between six months and one year of their street lifestyle, while 6% and 8% waited for two up to six months and less than a month respectively.
- Although outreach teams and campaigns are an integral part of child protection activities, there are some cases in which children and young adults are identified as people of concern after they have already spent two (2%), three (2%) and even more than three years on the street (10%).

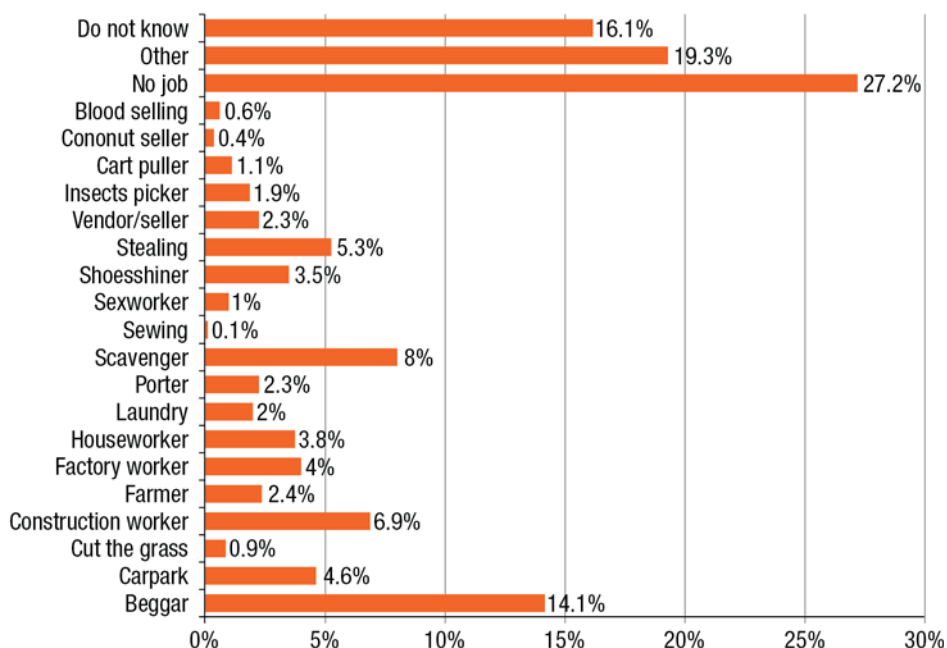
Graph 68: Time spend on the street - Phnom Penh



WORKING CHILDREN

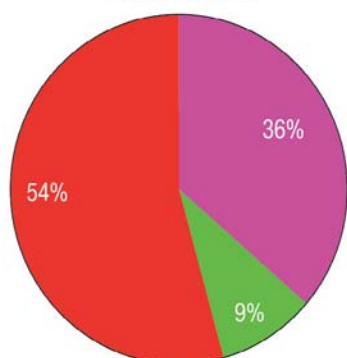
- Among minors and youth living in Phnom Penh, 27% do not work. By contrast, the vast majority have more than one job, mostly hazardous, demeaning and physically exhausting.
- As graph 16 highlights, minors usually engage in more than one working activity. Besides low skilled labor, such as begging (14%) and scavenging recyclables (8%), the majority (19%) of the young population have jobs, which are not specified in the survey.
- Other income generating activities include working on construction sites (7%), stealing (5%) and parking cars (4%). Among young workers there are factory workers (4%), housekeepers (4%) and shoe shiners (3%) (Graph 69).

Graphic 69: jobs - Phnom Penh



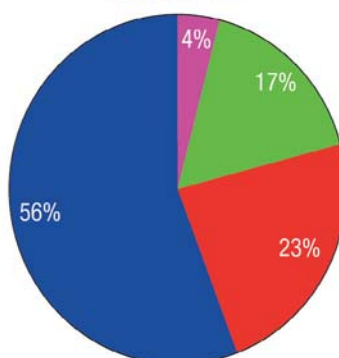
- The majority of working minors undertake work during daytime (36%), although roughly 9% work at night (Graph 70).
- Among economically active minors, 26% work for more than six hours and very few earn more than three dollars (12.000 riel) a day.
- A remarkable proportion of children and teenagers also work between four and six hours a day (17%) and approximately 4% engages in daily income generating activities for less than three hours.
- 10% of working minors earn between one dollar (4000 riel) and three dollars (12.000 riel) per day.
- 14% earn less than a dollar, whilst 15% earn between one and two dollars and 6% earn up to three dollars a day (Graph 71 & Graph 72).

Graph 70: Working hours 1 Phnom Penh



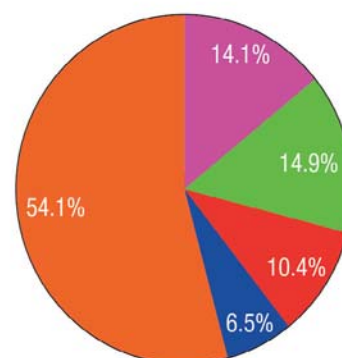
■ Day time
■ Night time
■ Do not know

Graph 71: Working hours 2 Phnom Penh



■ 1 - 3 hours
■ 4 - 6 hours
■ More than 6 hours
■ No information

Graph 72: Income Phnom Penh

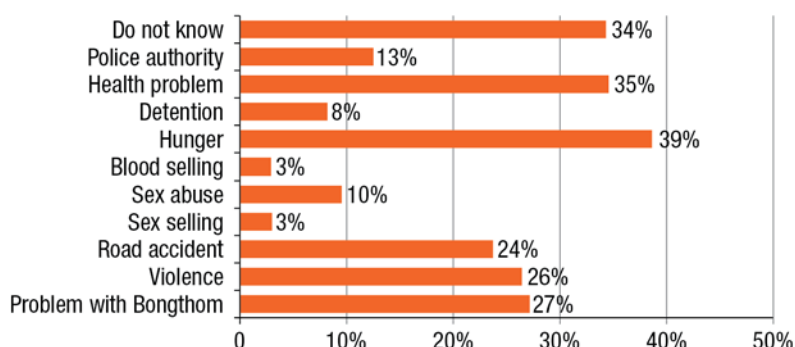


■ Less 4000 R/day
■ 4000 - 8000 R/day
■ 8000 - 12000 R/day
■ More than 12000R/day
■ No information

LIVING ON THE STREET

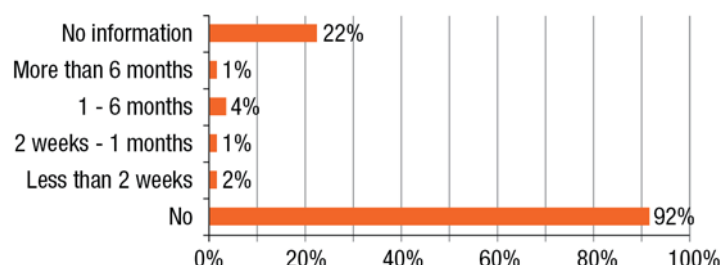
- Feelings of hunger are a widely associated characteristic with a street life style (38%) and its consequences on health affect 35% of the sample.
- 26% have been victims of violence and 9% have been sexually abused.
- The uneven relationship with bongthom (gang members) creates danger (27%) as do road accidents (24%).
- Police, who can detain children in the absence of a functional juvenile justice system, are perceived as a threat by 12% of the sample and 8% concurs that detention is one of the many problems experienced whilst living on the street (Graph 73).

Graph 73: Problems on the street - Phnom Penh



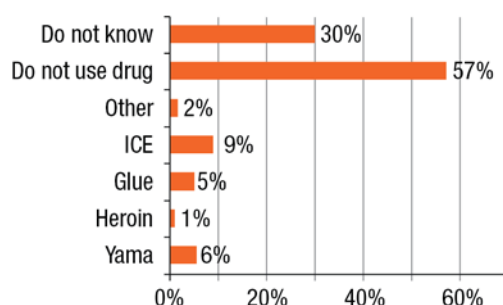
- The vast majority of children, teenagers and young adults have never experienced any kind of detention (75%). Unfortunately, beneficiaries of approximately 6% of the cases opened in 2011 had been detained for periods of time ranging from less than two weeks to more than 6 months.
- As for the remaining 20% of the sample, no information on past imprisonment has been recorded (Graph 74).

Graph 74: Detention - Phnom Penh

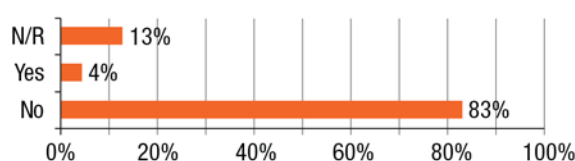


- Approximately 20% of the sample use drugs, with a high preference towards ICE (9%), while Glue and Yama are the second most used illicit substances.
- Heroin usage is low (1%).
- Alcohol is not identified as a significant problem within the sample, although 5% drinks alcohol (Graph 75 & Graph 76).

Graph 75 : Drug - Phnom Penh



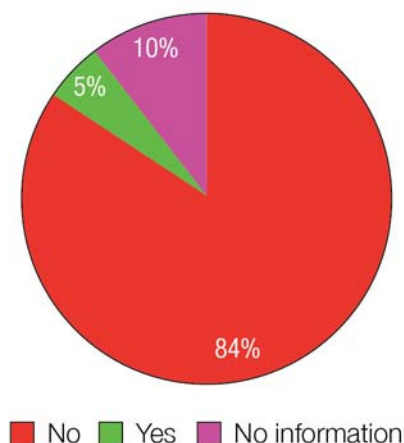
Graph 76: Alcohol - Phnom Penh



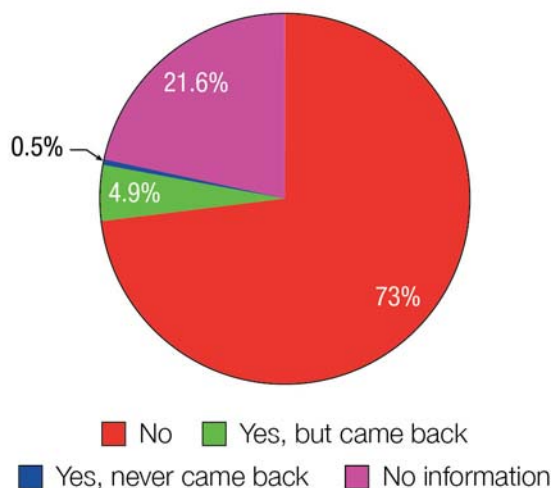
THE SEPTEMBER FLOOD

- The river flooded some areas of the city affecting 5% of the sample, particularly those who live in Chab Ampov, an area that lies on the banks of southern Phnom Penh. This proportion of children and youths were forced to leave their homes, however almost all of them returned when the flood receded (Graph 77 & Graph 78).

Graph 77: Flood 1 - Phnom Penh



Graph 78: Flood 2 - Phnom Penh

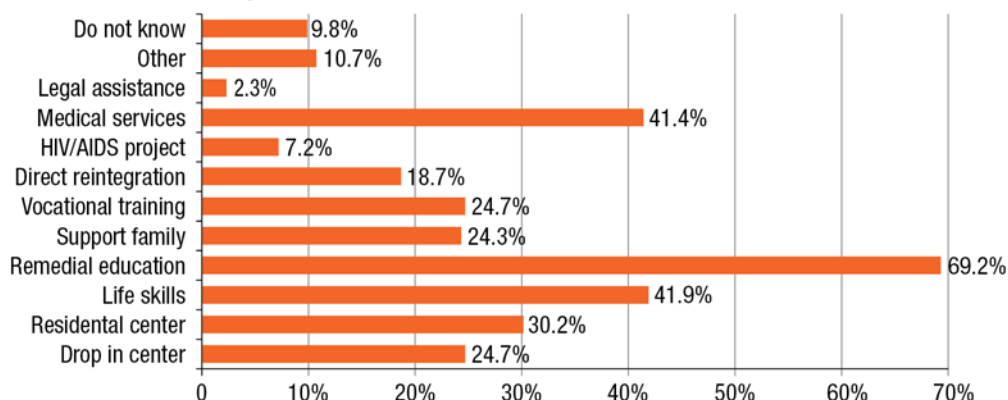


NGO SERVICES

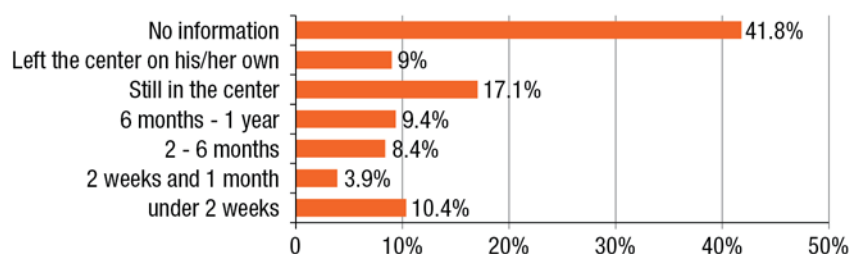
- The aim of all NGOs is to reintegrate the young population in their community by offering targeted services and assistance. One of the gaps that the four organizations fill is low literacy levels and school abandonment among children and youths. In order to achieve such goal, the NGOs offer remedial education which is attended by almost 70% of the sample.
- Some projects focus on developing risk-avoiding behaviours through information on topics regarding personal life, ranging from child rights to the awareness of (and therefore protection from) sexually transmitted diseases (40%).
- 40% of the sample receives unspecified medical assistance (Only HIV treatment is specified making up 7% of the sample).
- Some organizations have a residential care center. This medium-term shelter hosts 30% of the young population.
- Drop in centers are common and particularly beneficial for the street population who need immediate practical services, comfort and relief. 25% of the sample makes use of Drop in center facilities.
- Vocational training and support to families are two other activities that the four NGOs widely use with approximately one fourth of beneficiaries benefiting from each service.
- The attempt to reintegrate minors directly in their community is prioritised by the NGO's with approximately 20% of the sample being directly reintegrated at the time of the survey. (Graph 79).
- Reintegration into the community takes time as highlighted by the majority of minors and young adults of the sample who are either still in the center or under the assistance of the NGO (17%).
- Although the reintegration process depends on each individual's personal history and external circumstances, on average children, teenagers and young adults need between a few days up to one year to be reintegrated. The period may vary remarkably as 4% of sample has been reintegrated within a month and 9% between six months and a year.

- 9% of the NGO's 2011 new cases were closed due to beneficiaries leaving the programme and/or leaving the center (Graph 80).

Graph 79: NGOs' services - Phnom Penh



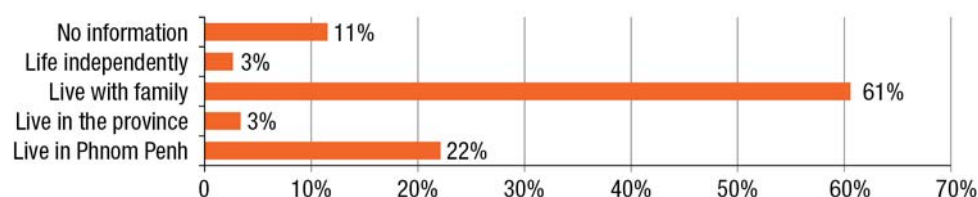
Graph 80: Reintegration - Phnom Penh



CHILDRENS PLANS

- More than a half of the children and teenagers wish to live with their family with approximately 20% choosing to continue to live in Phnom Penh.
- By contrast less than 5% express the desire to live independently or in the provinces (Graph 81).

Graph 81: Future plans - Phnom Penh



SIEM REAP:

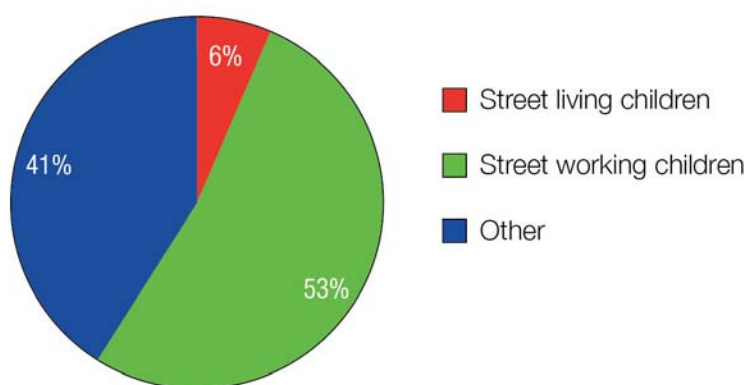
CHILDRENS PROFILE

The Angkor Wat archaeological site attracts millions of international tourists every year and has contributed to the development of Siem urban-wise and economically. The town, from being a small village, has become a popular attraction for many Cambodians who hope to reap the benefits from the economic boom that tourism has created. However, such a boost in the local economy has also magnified inequality and has produced unexpected negative consequences such as displacement of families due to evictions and policies that aim to clear the town from poor households while speculating the value of the land.

Kaliyan Mith works in Siem Reap with the objective to provide best practice child protection services and support to marginalized children, youth and their families. Kaliyan Mith targets the most vulnerable children in society; children who have been forced to live and/or work on the street, children who are in conflict with the law, children working at the garbage dumpsite, children using drugs and children who have migrated or have been trafficked to neighbouring Thailand.

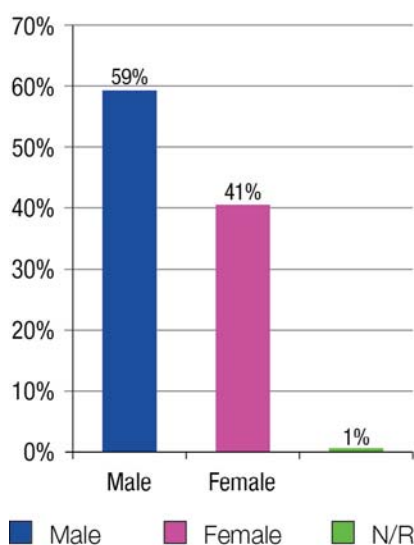
- Kaliyan Mith opened 139 cases in 2011, of which a small proportion had been referred by the police.
- Approximately 53% of Kaliyan Mith's new cases are street working children and less than 10% of the overall beneficiaries are street living children.

Graph 82: Category of children - Siem Reap

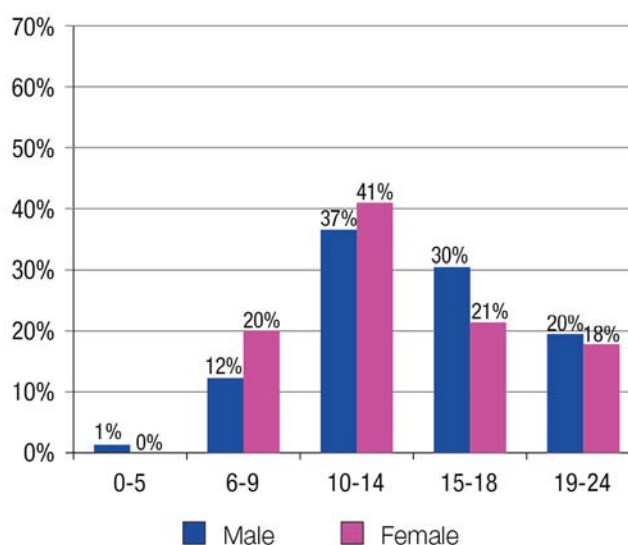


- The remaining proportion - about 40% is categorized as 'other', comprising other types of marginalized children/youth. (Graph 82).
- There isn't a significant unbalanced gender ratio among Kaliyan Mith's beneficiaries although boys are more numerous than girls - 59% vs. 40% respectively (Graph 83) highlighting a balance similar to other locations and programs. Nor is there a gender unbalance in each age cohort as the difference does not exceed 10%.
- The majority of children and youth have a family, which mainly features the traditional Cambodian household composition, namely two parents alive and siblings (65%).
- Roughly 17% of the sample lives in a female-headed household as the fathers have passed away, while approximately 5% of the sample lost their mothers.
- More than a half of the 2011 cases are made up of teenagers (65%) aged between ten and eighteen. Within this group, it is evident that the two age subgroups have a very similar number of girls and boys, namely 37% of males versus 41% of females among those who are between ten and fourteen years old, and 30% of males versus 21% of females amongst teenagers aged fifteen-eighteen years.
- The oldest group is characterized by an even gender distribution and represents 19% of young adults. Likewise, the cohort encompassing school-aged children represents less than 20% of the overall survey with no substantial gender differential (Graph 84).

Graph 83: Gender - Siem Reap

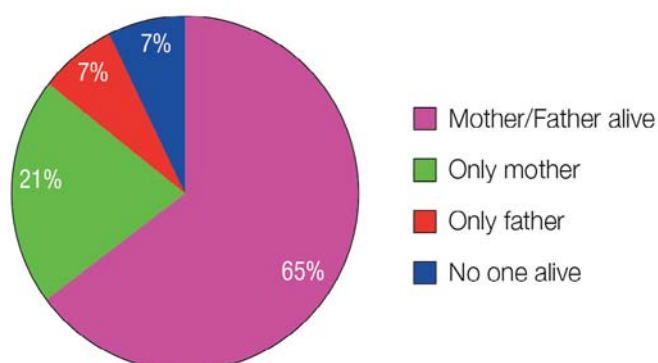


Graph 84: Age vs Gender - Siem Reap

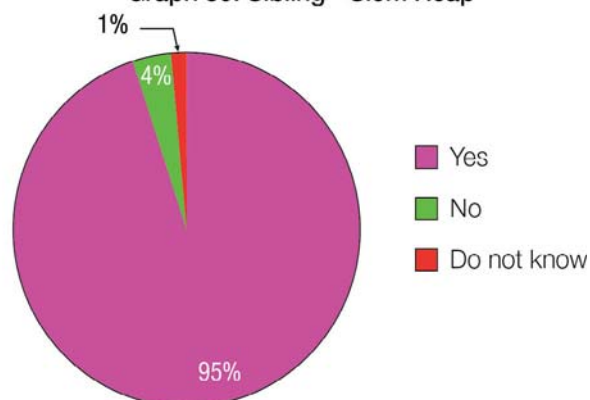


- As identified in other cities, in Siem Reap, the majority of minors and young adults have a family and siblings (65%), to whom they have moral duties according to traditional cultural norms. Among the remaining 35%, 21% have a mother alive, 7% have a father alive and the remaining 7% are orphans (Graph 85 & Graph 86).

Graph 85: Parents - Siem Reap

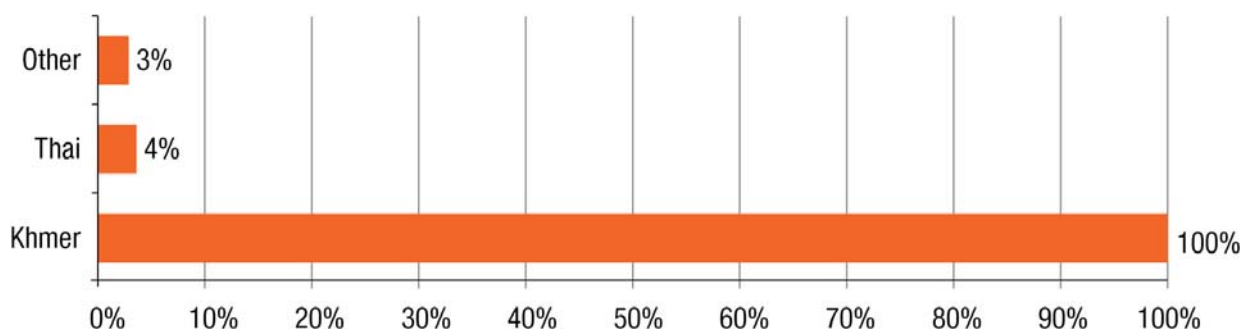


Graph 86: Sibling - Siem Reap



- Khmer is the mother tongue for all Kaliyan Mith's beneficiaries, in addition five kids are fluent in Thai as they were either born or lived in one of the many Khmer migrant communities in Thailand (Graph 87).

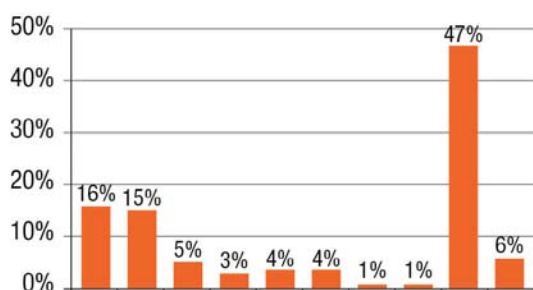
Graph87: Language - Siem Reap



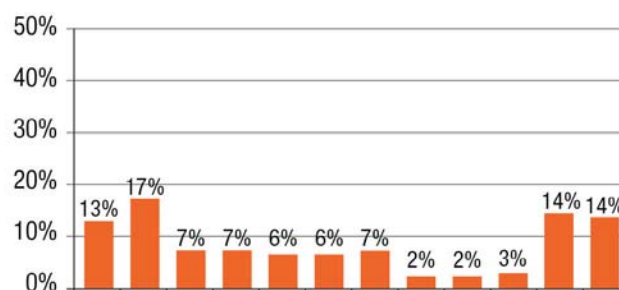
EDUCATION

- Almost half of the minors assisted by Kaliyan Mith do not attend school.
- The tendency of marginalized children to attend only a few grades of primary education is confirmed in Siem Reap data as highlighted in Graph 88.
- School aged children tend to attend the first and the second year of primary school; however the enrolment rate drastically drops as the grade increases. Approximately 30% of Kaliyan Mith's beneficiaries are enrolled in grades one and two, while the remaining 15% is unevenly enrolled in grades three to eight (Graph 88).
- The drop-out rate is high and largely affects all grades of primary school. Yet, the first two years seem to be an obstacle for vulnerable students as 13 and 17% tend to abandon education during the first and second year respectively. After this peak, the drop-out rate stabilizes between 6% and 7% in grade three, four, five, six and seven. By contrast, the last grades of primary school do not record an exceptional proportion of drop-outs potentially due to the small rates of enrolment (Graph 89).

Graph 88: Public School - Siem Reap

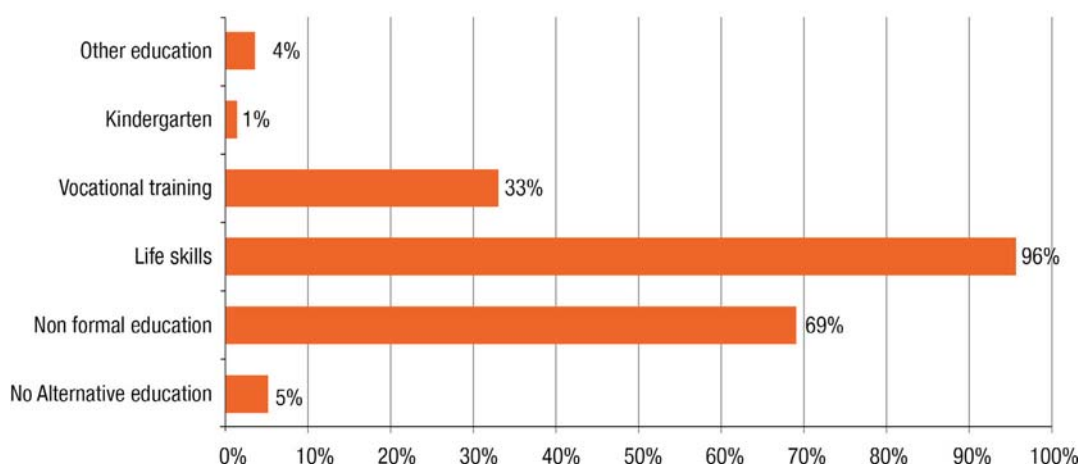


Graph 89: Drop-out - Siem Reap



- Almost all beneficiaries attend life skills education and more than half received informal education through support classes organized by the NGO. By contrast, less than 30% participates in vocational training courses (Graph 90).

Graph90: Alternative education - Siem Reap

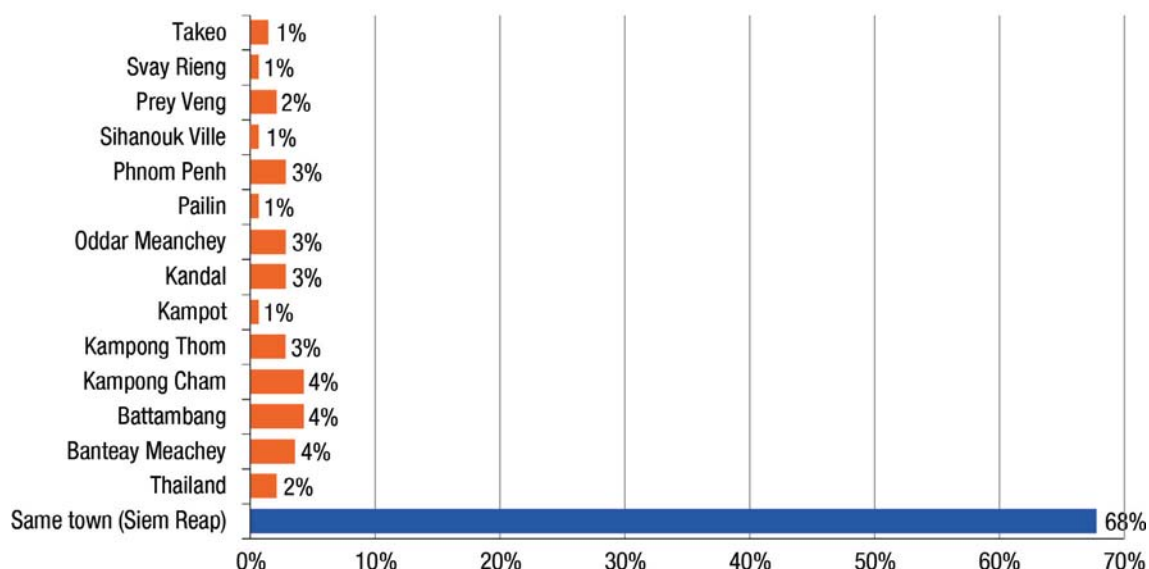


MIGRATION

- Almost 70% of Kaliyan Mith's cases are originally from Siem Reap, while the other 30% is almost equally distributed and have moved to the city from bordering areas and regions located in central and southern Cambodia. Graph 10 highlights that the largest numbers of children come from Battambang, Banteay Meanchey and Kampong Cham. None of the children come from north-eastern and remote provinces

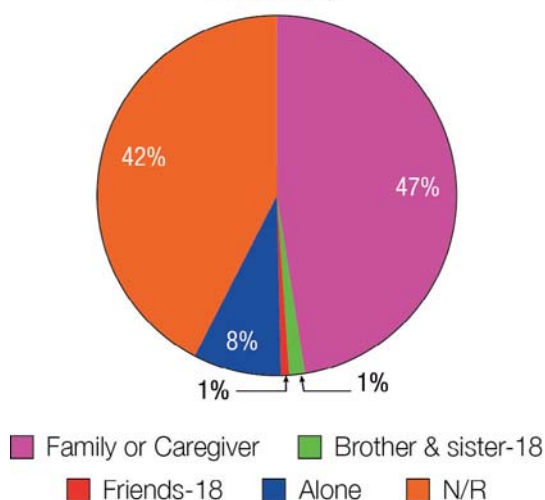
adjoining Vietnam (Graph 91).

Graph 91: Homeland - Siem Reap

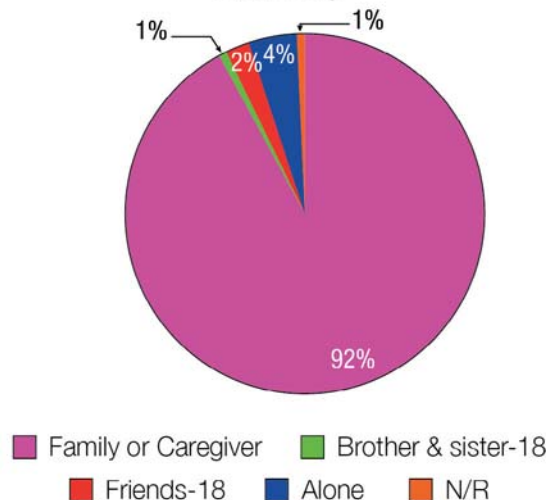


- The migration sample is almost non-existent if seasonal migration back to the homeland is excluded. Around 10% of the sample moved before and after reaching Siem Reap. The few children and young adults who migrated went to Thailand and Banteay Meanchey.
- An even smaller proportion of Kaliyan Mith's beneficiaries migrated to Battambang, Phnom Penh, Kampong Cham and Oddar Meanchey. Those who were born in Siem Reap migrated to reach Thailand, Phnom Penh and Kampong Cham (Annex 6: Table 3).
- Among those who undertook the trip from their homeland to Siem Reap or engaged in migration, almost all travelled with their family and only a very small proportion travelled alone (Graph 92).
- The presence of adults in children and youth's life is also confirmed by graph 13, where it is evident that almost all of Kaliyan Mith's beneficiaries live either with their parents or with adult caregivers (Graph 93).

Graph 92: Whom the child came with Siem Reap



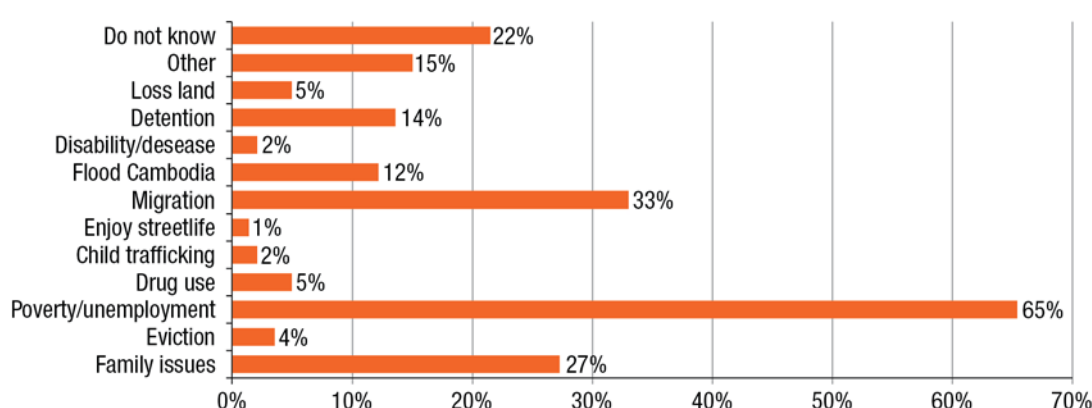
Graph 93: Whom the children live with Siem Reap



WHY CHILDREN HAVE ARRIVED ON THE STREETS / ARE MARGINALIZED

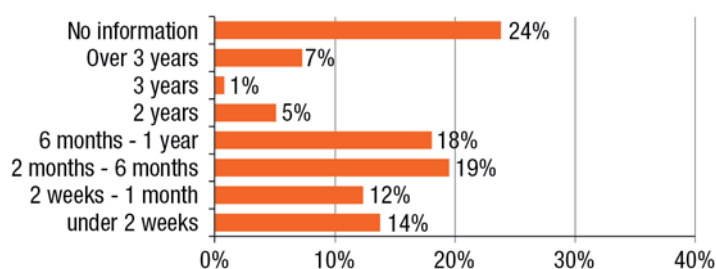
- In Siem Reap the most relevant causes that trigger a street life include; a lack of employment, migration¹² and family issues. Social workers concur that unemployment is the reason why 65% of minors need assistance. In addition to that, they are of the view that approximately 30% of cases perceive migration and problems within the household as the second and third cause for resorting to a life on the streets.
- Detention has a triggering effect as 13% of the minors have found themselves more vulnerable to a street life and/or to poverty after a period of confinement.
- Kaliyan Mith acknowledges that the September floods affected a remarkable number of children (12%) and maintains that loss of land; evictions and drug addiction also produce and/or magnify street life to a different degree. Additionally, there are other motivations that led minors to the street, which are out of the scope of the survey (Graph 94).

Graph 94: Why on the street - Siem Reap



- With a social network present in the community, Kaliyan Mith is promptly receptive in detecting minors in need. Only rarely did minors spend more than one year without being reached. Yet, in 2011, more than 60% of the NGO's beneficiaries had been provided assistance within two weeks or up to twelve months since they presumably became vulnerable. Among such a proportion, 18% of minors and youth have been reached between six months and one year and 19% between two and six months (Graph 95).

Graph 95: Time spend on the street - Siem Reap



WORKING CHILDREN

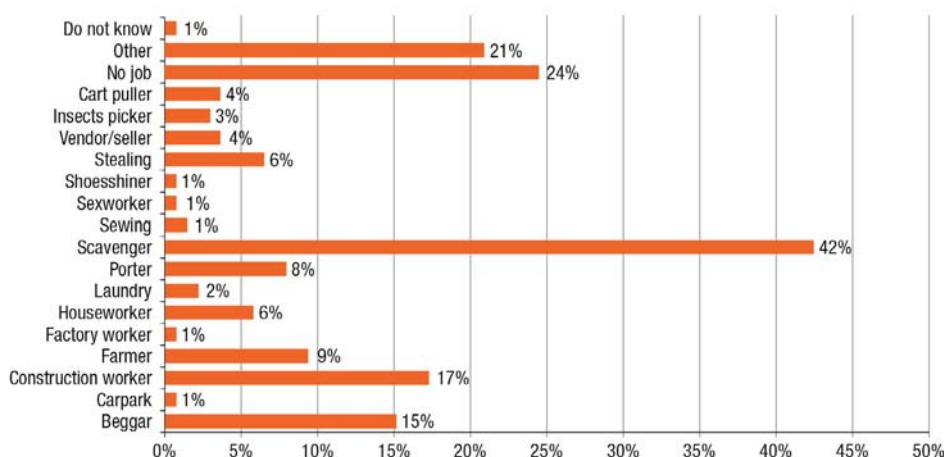
- Almost all children and youth of the sample work. They engage in menial, low skilled and dangerous jobs, in order to make a living and to supplement their family's income.
- Children and teenagers undertake different types of jobs and work between one and more than six hours a day, earning rarely more than four dollars a day (12.000 Riel).
- The proportion of young workers who collect, transport and sell garbage, making a profit in the recycling

¹² Migration should be understood as any kind of movement that uproots children. Migration thus includes changes of houses/shelter, micro-movement within the city and the district and so on

market, outnumbers all other types of employment. Approximately 40% of Kaliyan Mith's beneficiaries are scavengers or garbage collectors.

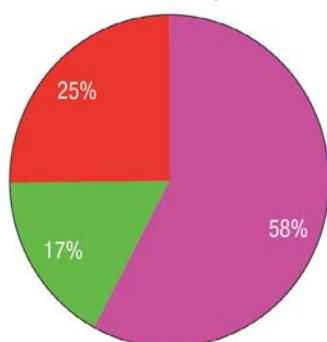
- Youth also engage in construction work, an employment that is booming due to the land speculation occurring in the city and elsewhere (17%).
- Minors also complement income by begging (15%), farming (9%), carrying and transporting heavy loads, and housekeeping (8%).
- Almost one fourth of the sample engage in other types of employment that is out of the scope of the questionnaire (Graph 96).

Graphic 96: jobs - Siem Reap



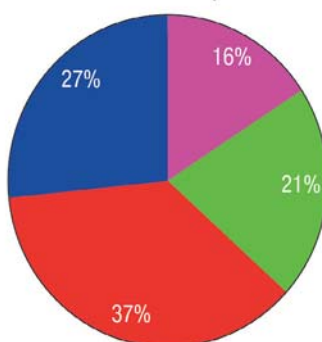
- The majority of child labourers work during the day and almost 40% engage in an income generating activity for more than six hours.
- 20% of young workers work between four to six hours and another 15% between one and three hours a day.
- Almost half of those who work do not earn more than one dollar a day (4.000 Riel) and approximately 30% earn between one to two dollars a day (4.000-8.000 Riel).
- Only a small percentage gain up to four dollars a day (12.000 Riel). Very rarely do some minors earn more than four dollars a day (Graph 97; Graph 98; Graph 99).

Graph 97: Working hours 1
Siem Reap



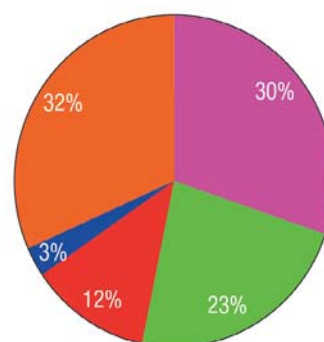
Day time
Night time
Do not know

Graph 98: Working hours 2
Siem Reap



1 - 3 hours
4 - 6 hours
More than 6 hours
No information

Graph 99: Income Siem Reap

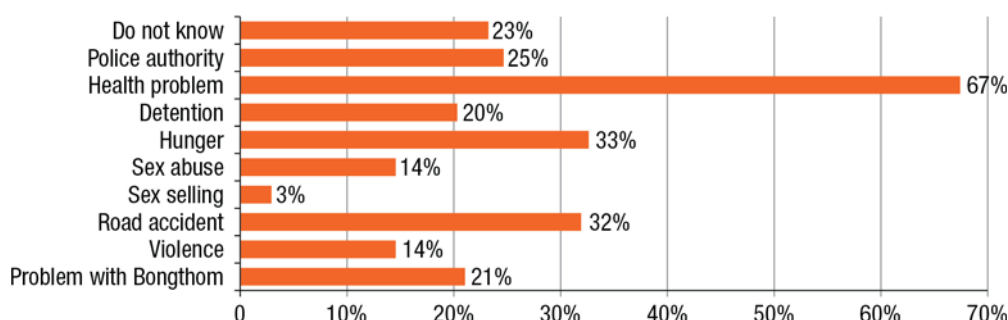


Less 4000 R/day
4000 - 8000 R/day
8000 - 12000 R/day
More than 12000R/day
No information

LIVING ON THE STREET

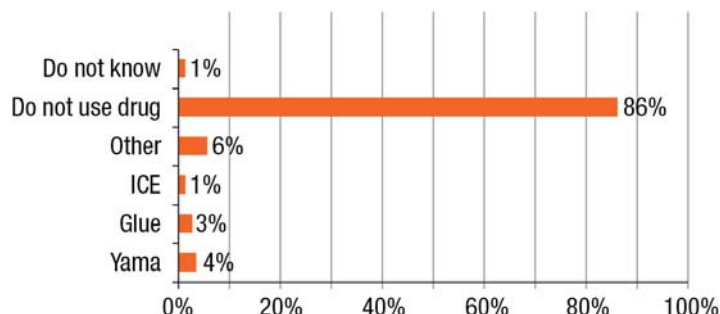
- One of the most common problems associated with living on the street is ill health. Almost 70% of Kaliyan Mith's beneficiaries suffer from various health problems, while approximately 30% of them do not eat enough and are in a constant state of hunger.
- Road accidents are a frequent issue that affects almost 30% of minors. Although the authority of bongthom (gangs) has decreased over the years, they still trouble 20% of children and teenagers.
- Violence is a problem that concerns a remarkable number of youth. On one hand, general violence and sexual abuse are recognized as a problem by approximately 15% of the sample; while detention and conflict with the police is experienced by 16% and almost 25% respectively. (Graph 100)

Graph 100: Problems on the street - Siem Reap



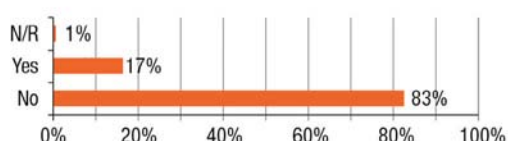
- The majority of the sample population does not use drugs. Yet, among the 15% that do use, almost 6% uses Yama (4%), Glue (3%), and ICE (1%). (Graph 101)

Graph 101 : Drug - Siem Reap

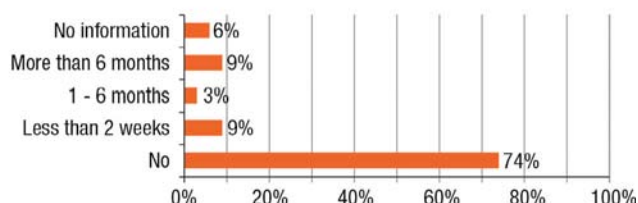


- A similar proportion of minors drink alcohol (Graph 102).
- Approximately 20% of minors have experienced a period of confinement lasting between two weeks up to six months. In particular, approximately 9% spent less than 14 days in detention and another 9% spent more than half a year. The remaining proportion was confined for a period of one up to 6 months (Graph 103).

Graph 102: Alcohol - Siem Reap



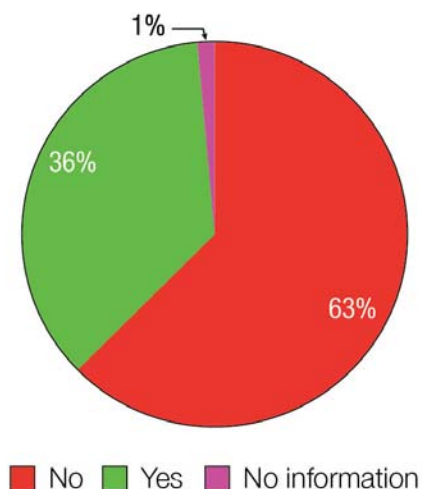
Graph 103: Detention - Siem Reap



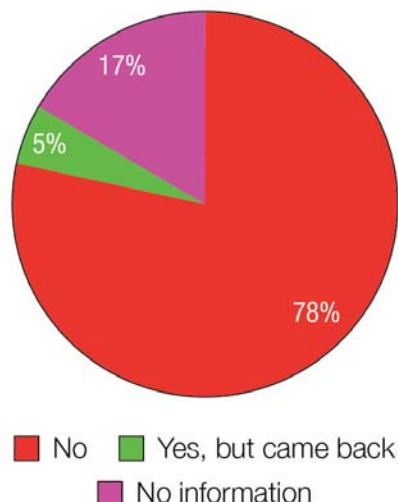
THE SEPTEMBER FLOOD

- The flood affected Siem Reap significantly, with 36% of minors affected and a smaller proportion being forced to temporarily abandon their home (5%) (Graph 104 & Graph 105).

Graph 104: Flood 1 - Siem Reap



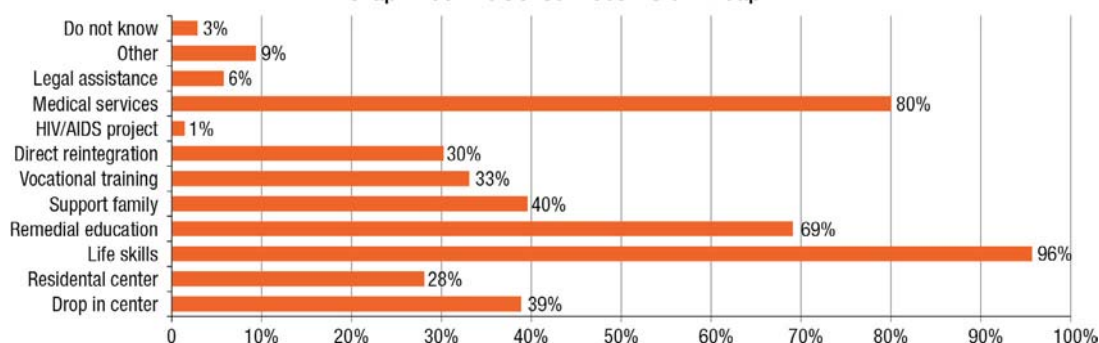
Graph 105: Flood 2 - Siem Reap



NGO SERVICES

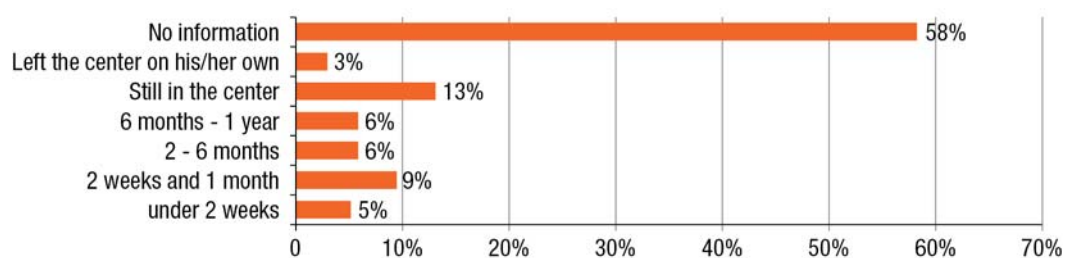
- The most widely used services include the provision of health treatments (approximately 80%) and life skills education (almost 80%).
- The third largest area in which Kaliyan Mith operates is education, specifically remedial education that addresses both illiteracy and low- literacy (64%).
- Other activities include accessing drop in centers (39%) and support to families (39%), vocational training (30%) and direct reintegration of minors in the community (30%).
- On a smaller scale, Kaliyan Mith's beneficiaries require legal assistance (6%) and medical support for HIV/AIDS treatment (1%) (Graph 106).

Graph 106: NGOs' services - Siem Reap



- Information regarding reintegration is statistically insufficient to develop a reliable picture of Siem Reap. However, if we exclude the relevant proportion of the sample which fall in the no information category (58%) and we consider only the majority upon which information exists, we may observe that approximately 30% of cases are still under the NGO's programmes, while the remaining 70% has been reintegrated in the community for a period of time that varies according to specific circumstances. The period of time fluctuates between a few days and one year (Graph 107).

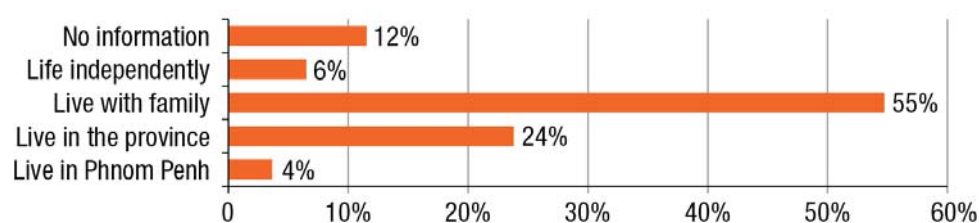
Graph 107: Reintegration - Siem Reap



CHILDRENS PLANS

- The majority of the sample population desire to live with family, while 24% would move to the provinces.
- Approximately 10% would either live in Phnom Penh or alone (Graph 108).

Graph 108: Future plans - Siem Reap



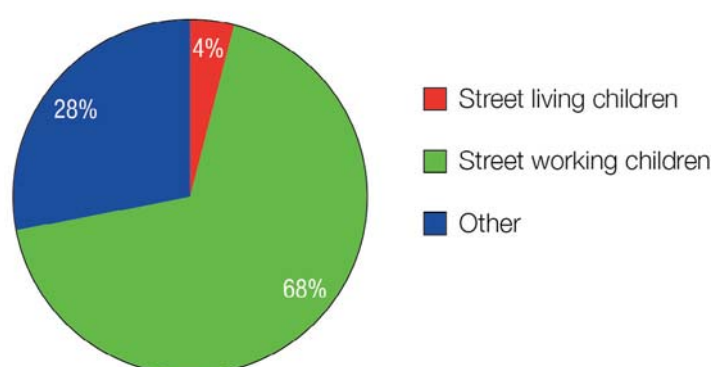
SIHANOUKVILLE:

CHILDRENS PROFILE

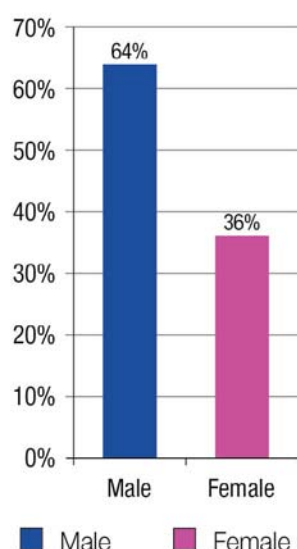
Located on the South Western coast of Cambodia, Sihanoukville has experienced economic growth boosted by a steady increase in tourism and international investments, the former being attracted by beaches and islands in the gulf, the latter being fostered by the Port Special Economic Zone and the rehabilitation of the railways. Although the city has become a destination and transit area for internal and cross-border migration, economic and tourism development has not always positively impacted impoverished local communities, the majority of which, instead of being positively affected by such growth, have become victims of evictions and displacements.

- M'lopTapang has been working in Sihanoukville since 2003 providing a wide range of services to marginalized children and their families. In 2011 it opened 50 new cases, the majority consisting of street working children (68%).
- Very few cases make up children who live on the streets (4%), a considerable proportion (28%) are included in the NGO's assistance due to other reasons that are not strictly connected to the street lifestyle categories (Graph 109).
- The majority of cases are made up of boys; the ratio between males and females is not pronounced as outlined in Graph 110.
- In 2011 M'lop Tapang's cases comprised mainly of teenagers aged between ten-fourteen and fifteen-eighteen years. Yet, the two groups vary in size and in gender composition as the youngest, which is also the largest, comprises more girls than boys.
- The group encompassing children aged six-nine years is the second largest of the overall sample including more females than males. The two remaining age groups are relatively small, each of them including one to two people (Graph 111).

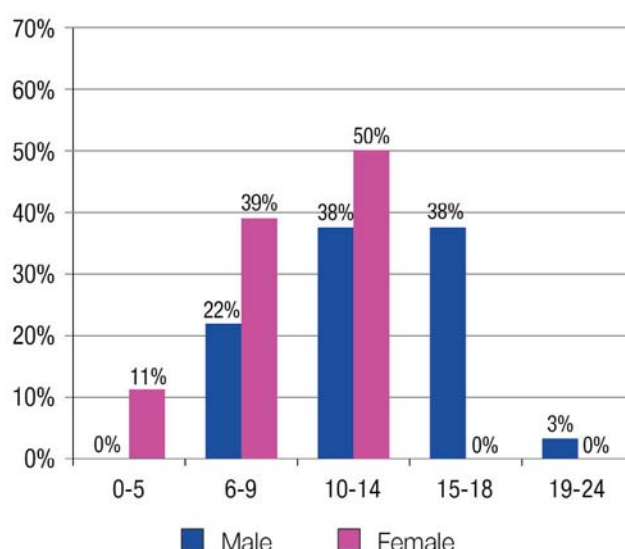
Graph 109: Category of children - Sihanoukville



Graph 110: Gender - Sihanoukville



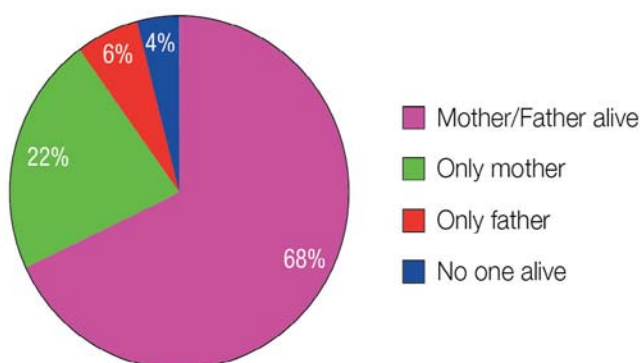
Graph 111: Age vs Gender - Sihanoukville



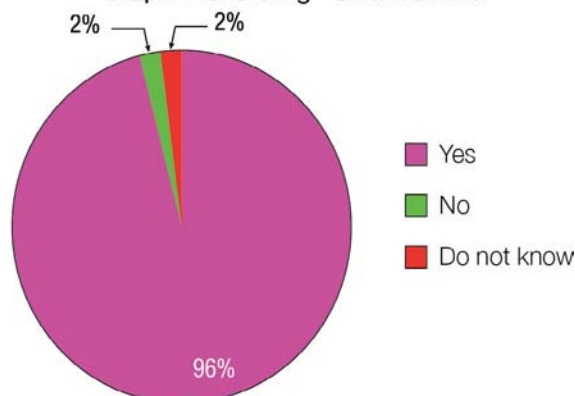
- Almost all children and youth have family, which is formed by both parents (68%) and siblings. A small

percentage have their mother alive (22%) and a smaller proportion of minors have their father alive (6%) (Graph 112 & Graph 113).

Graph 112: Parents - Sihanoukville

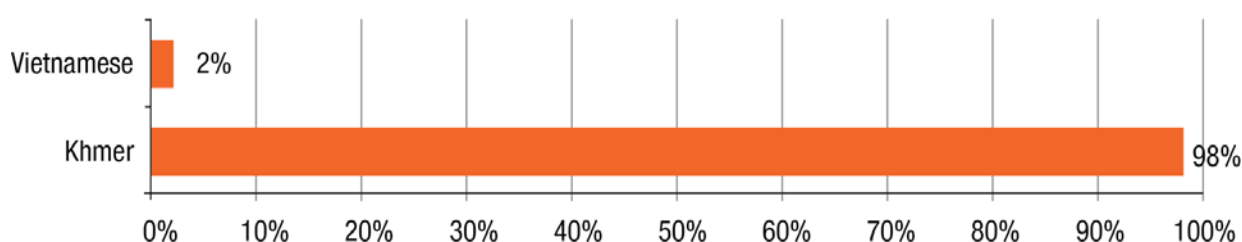


Graph 113: Sibling - Sihanoukville



- All children and teenagers of the survey speak only Khmer with the exception of one child who speaks Vietnamese (Graph 114).

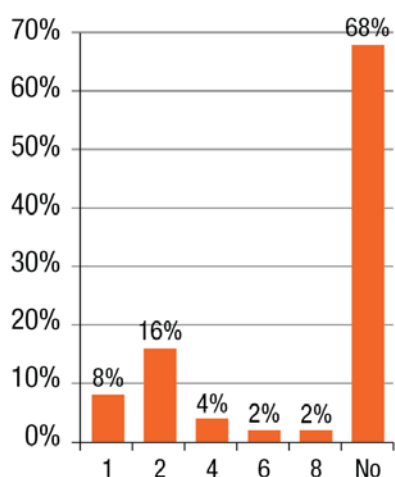
Graph 114: Language - Sihanoukville



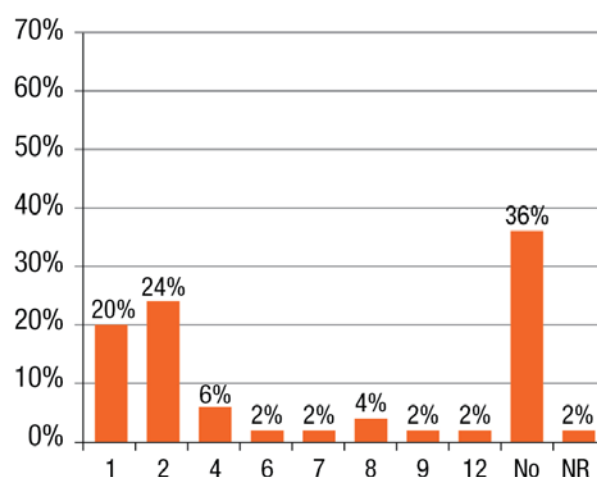
EDUCATION

- Given the high rate of teenagers among M'lop Tapang's beneficiaries, the enrolment rate is very low and mainly concentrated in grades one and two.
- By contrast 68% of youth do not attend school. A high rate of students have abandoned the education system during the first and the second year of primary school, consistent with a trend already seen in other cities of the survey.

Graph 115: Public School - Sihanoukville

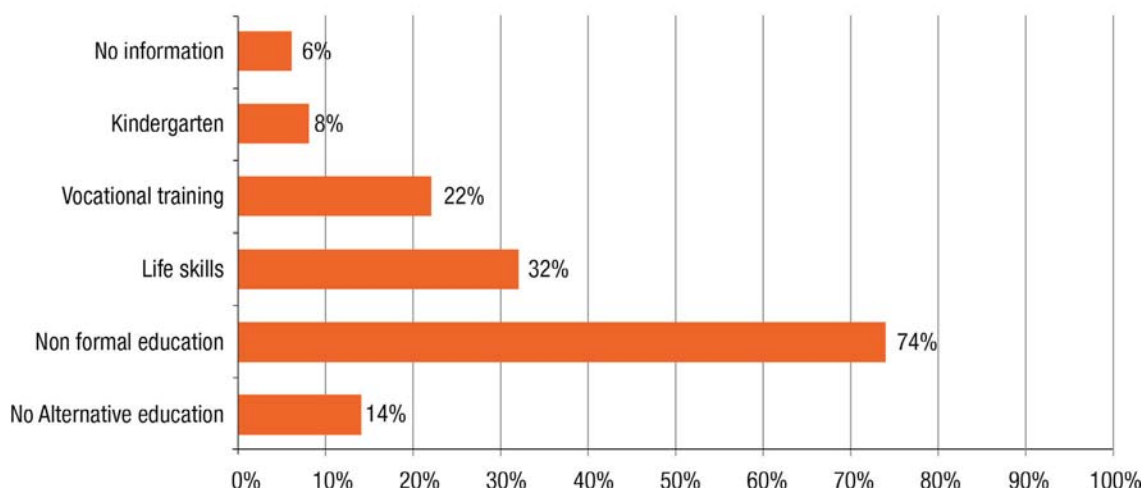


Graph 116: Drop-out - Sihanoukville



- Similarly, drop-out rates, which do not exceed 6%, are recorded in all other grades of primary education (Graph 115 & Graph 116).
- Due to the large number of drop-out students, M'lo Tapang has set up non-formal education classes that aim to fill the gaps in low-literacy. Such courses along with life skills training are joined by a remarkable number of minors. Graph 9 highlights that 74% of M'lo Tapang's beneficiaries attend remedial and/or support classes and approximately 32% participate in classes aiming at teaching youth good practice when dealing with hygiene, STDs, reproductive health and child rights. Vocational training designed to teach such expertise is accessed by 4% of the sample (Graph 117).

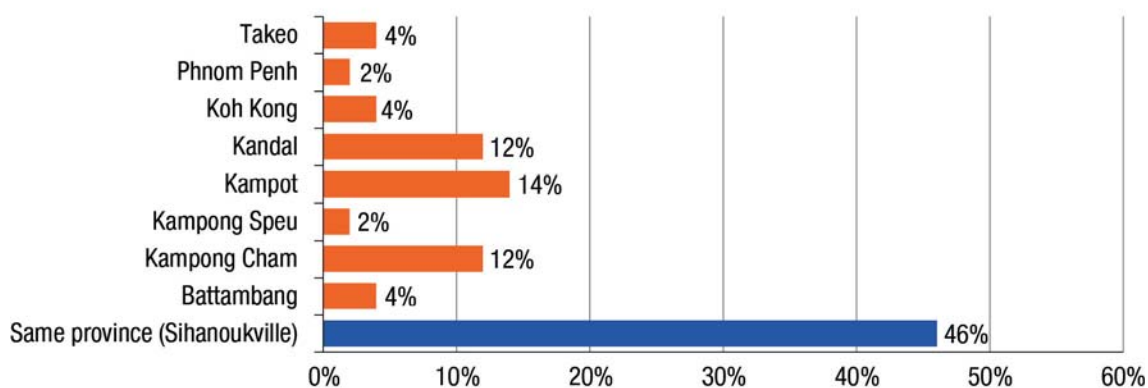
Graph 117: Alternative education - Sihanoukville



MIGRATION

- Due to the booming economic drive in Sihanoukville, the city attracts migrant workers from all over country. Among all the new cases opened in 2011, 46% were born in Sihanoukville. The remaining minors originate from provinces that are located at a reasonable distance from Sihanoukville.
- Kampot, Kandal and Kampong Cham provinces are the major sources of migrant families and viewed collectively represent 38% of all M'lo Tapang's beneficiaries.
- Disaggregated data suggests that each of them contributes to the migration flow almost equally. By contrast, all other provinces, compared to Kampot, Kandal and Kampong Cham, do not significantly contribute to the migration flow with each of them at a rate below 5% (Graph 118).

Graph 118: Homeland - Sihanoukville

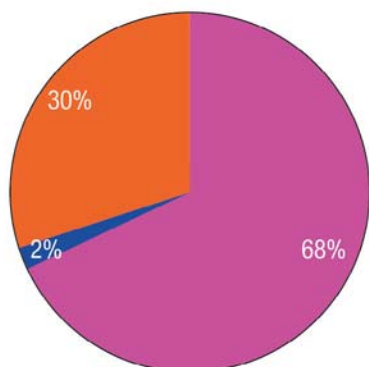


- Excluding the first migration flow from homeland along with local migration within the districts of Sihanoukville,

the mobility rate is not as high as expected. A closer analysis reveals that the largest number of migrants come from Sihanoukville (28%) and their destinations include Kampot (8%), followed by Vietnam, Kandal, Prey Veng and Svay Reng, each of them attracting 4% of the sample (Annex 7: Table 4).

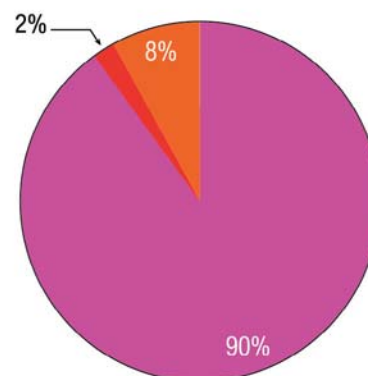
- During the process of migration almost all minors were accompanied by an adult member of the family or by a caregiver (68%), who is likely to have remained with them.
- Adults are a constant presence in the children and teenager's life as 90% of them live with a caregiver. The remaining 10% do not provide information regarding this matter (Graph 119 & Graph 120).

Graph 119: Whom the child came with Sihanoukville



■ Family or Caregiver
 ■ Brother & sister-18
 ■ Friends-18
 ■ Alone
 ■ N/R

Graph 120: Whom the children live with Sihanoukville

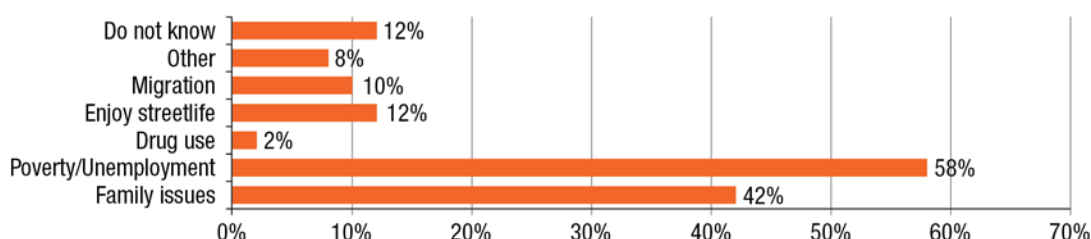


■ Family or Caregiver
 ■ Brother & sister-18
 ■ Friends-18
 ■ Alone
 ■ N/R

WHY CHILDREN HAVE ARRIVED ON THE STREETS / ARE MARGINALIZED

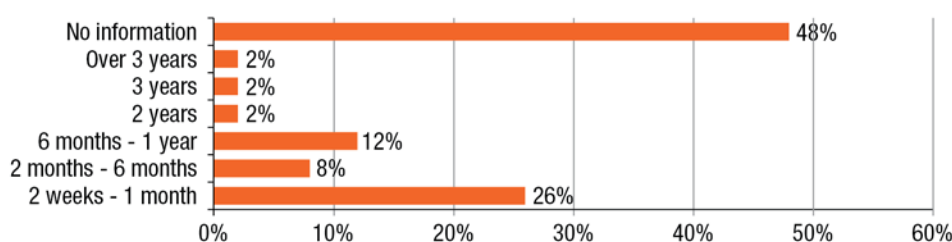
- The survey indicates that 60% of the sample requires assistance due to a lack of employment and regular income.
- The second most relevant reason that has driven minors to the streets is related to family issues (42%).
- A small share of minors seem to appreciate the street life style (12%) and a smaller proportion sees migration as one of the contributing factors that led to a street lifestyle (Graph 121).

Graph 121: Why on the street - Sihanoukville



- With regards to time spent on the streets, the survey was not able to cover all cases adequately. Almost 50% of the sample did not provide any valuable information.
- Taking half of the sample into account, it is speculated that approximately 25% of children were identified as a person of concern within one month of being on the street. By contrast, very few, but still a high rate, were included in programs after two months to one year since they started living on the street (20%) (Graph 122).

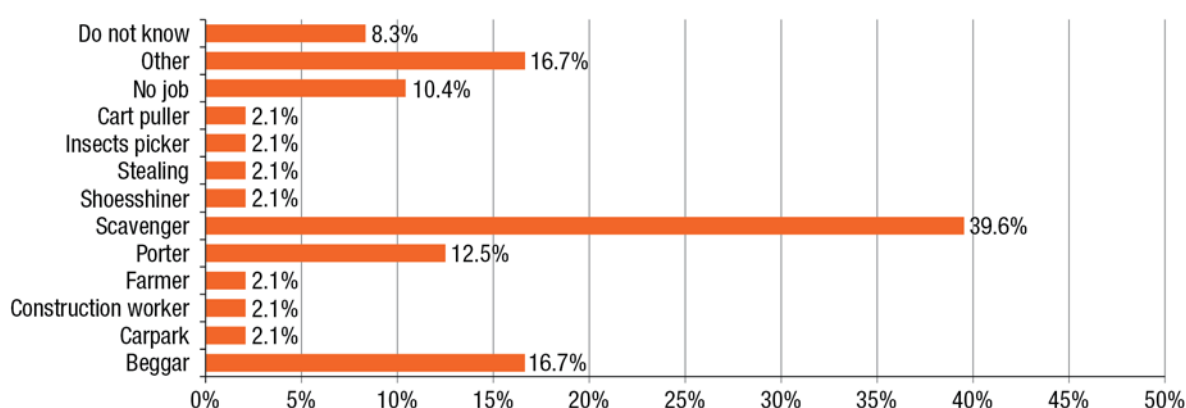
Graph 122: Time spend on the street - Sihanoukville



WORKING CHILDREN

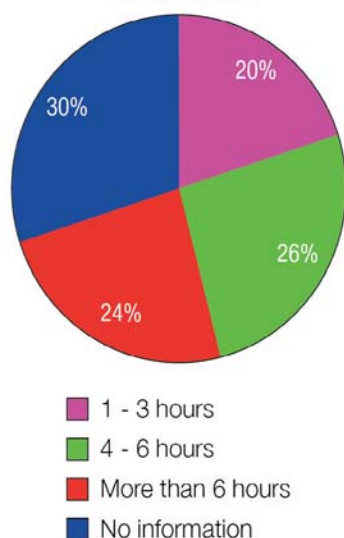
- In Sihanoukville as in other Cambodian cities, minors engage in several jobs simultaneously in order to contribute to their family's household income. Yet, as in all other cities of the survey, children and teenagers earn very little regardless of the nature of the job and the hours spent doing it. On average, they often earn less than one dollar a day (4.000 Riel).
- The most frequent occupation is collecting and selling recyclables as graph 16 highlights (40%). Other activities include begging (16%), probably due to the large number of tourists, which is followed by labour involving carrying and transporting loads (12%).
- Many minors engage in a variety of other occupations to supplement their earnings, such as shining shoes, picking insects, farming and pulling carts (Graph 123).

Graphic 123: jobs - Sihanoukville

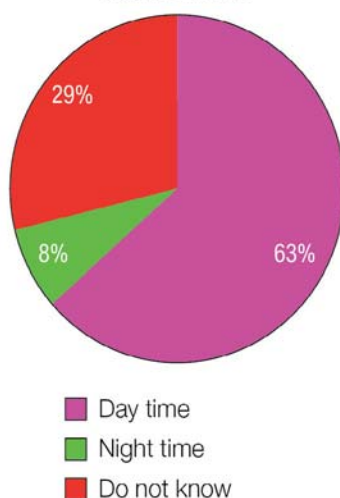


- The average amount of hours spent in such jobs spans from one up to more than six hours. There isn't a substantial difference among the three slots of working hours that the survey includes (Graph 124).
- Among those who work, more than 60% are employed during daytime and very few at night with an average income below one dollar a day (4.000 Riel) (38%).
- Less than 20% earns up to two dollars a day (8.000 Riel) and a smaller proportion generates up to three dollars a day (12.0000 Riel) (Graph 125 & Graph 126)

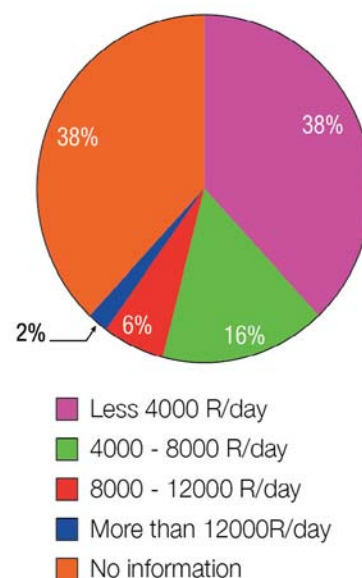
Graph 124: Working hours 1
Sihanoukville



Graph 125: Working hours 2
Sihanoukville



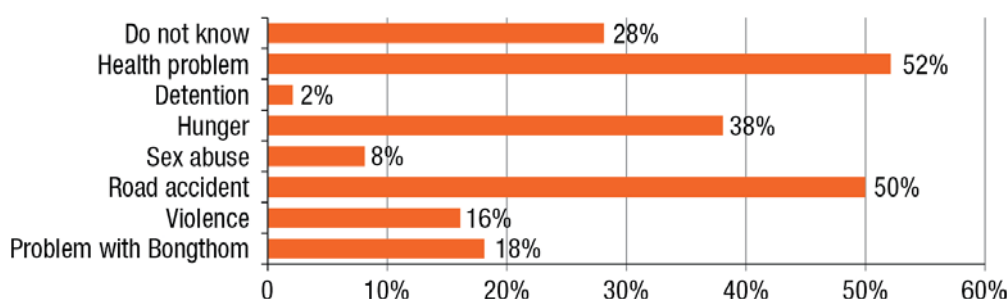
Graph 126: Income Sihanoukville



LIVING ON THE STREET

- As seen with street children residing in other Cambodian cities, Sihanoukville's marginalized children and teenagers are vulnerable to a wide range of risks that threaten their wellbeing and life. The biggest concern regards ill health, which is considered the most recurrent problem among 52% of the sample.
- Road accidents are frequent with 50% of M'lop Tapang's beneficiaries disclosing being a victim of a road accident.
- A third common problem that impacts the population is hunger (40%), followed by different forms of abuse which range from the unequal and abusive relationships with bongthom (gangs) (18%) to different kinds of violence (16%), including sexual abuse (8%) (Graph 127). Reported sexual abuse in Sihanoukville is higher than Battambang, lower than Siem Reap and is comparable with locations such as Phnom Penh and Poipet. Sihanoukville however is a relatively small city with significant vigilance concerning in particular child sex tourism. This vigilance stems from awareness-raising by many programs/organisations including the ChildSafe program, which may have had an impact on the safety of children in regard to reported sexual abuse and child sex tourism.

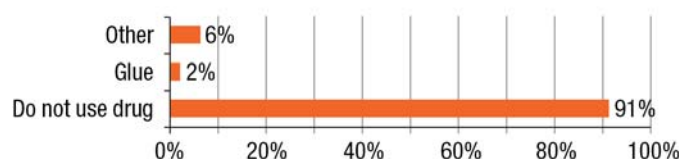
Graph 127: Problems on the street - Sihanoukville



- None of the sample experienced any form of detention.
- None of the survey sample drinks alcohol.
- The vast majority of beneficiaries in M'lop Tapang's new cases do not consume drugs, although a small

proportion (less than 10%) are addicted to Glue and other kinds of drugs (Graph 128).

Graph 128: Drug - Sihanoukville



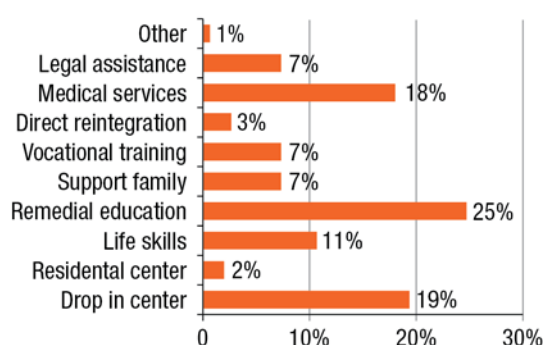
THE SEPTEMBER FLOOD

- The flood affected one person, who had to resort to leaving their house temporarily.

NGO SERVICES

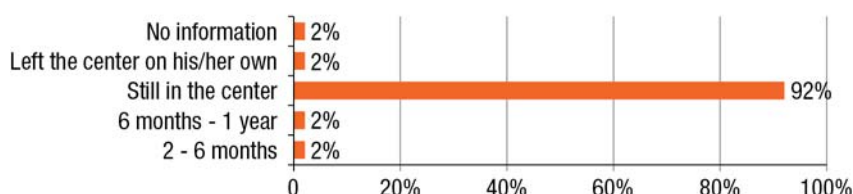
- Due to the low level of schooling and other issues impacting the children and youth, M'lopTapang runs activities and programs that include education, medical assistance and drop in centers, which offer temporary, yet fundamental comfort and relief.
- 70% of the sample attends remedial education classes designed to fill the education deficit, while 58% and 54% uses drop in center facilities and medical services respectively.
- Life skills sessions along with vocational training courses are used by children and teenagers, the former attracting 32% of beneficiaries, the latter attended by 22% of the sample.
- Direct support was provided to eleven of M'lopTapang new cases (22% of the sample group) (Graph 129). A similar proportion of the sample group required legal assistance, while smaller rates needed a residential center service (6%) and direct reintegration into the community (8%).

Graph 129: NGOs' services - Sihanoukville



- Reintegrating children and teenagers in their community is a priority of M'lopTapang however such activity requires time according to each individual case.
- At the time of the survey, two beneficiaries had been reintegrated, while the majority were still under the assistance of the NGO (Graph 130).

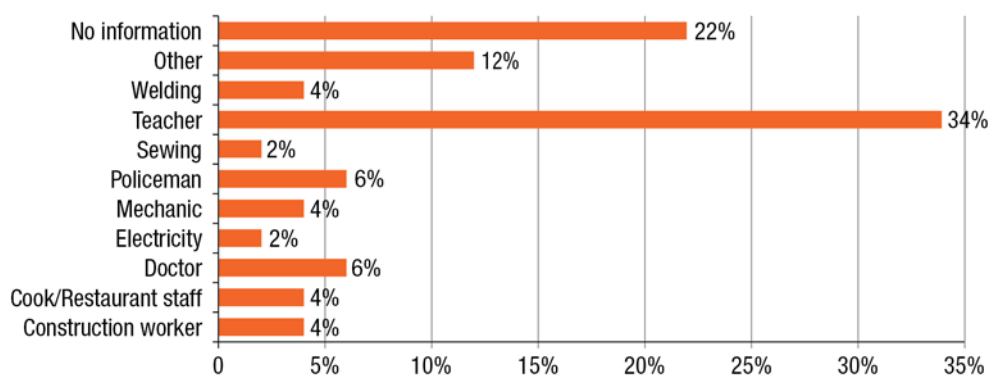
Graph 130: Reintegration - Sihanoukville



CHILDRENS PLANS

- Among those who expressed a desire concerning their future plans, 81% state that they want to live with their family.
- By contrast, 14% wish to live in the province and 5% envision an independent life (Graph 131).

Graph 131: Children's dream - Sihanoukville



POIPET:

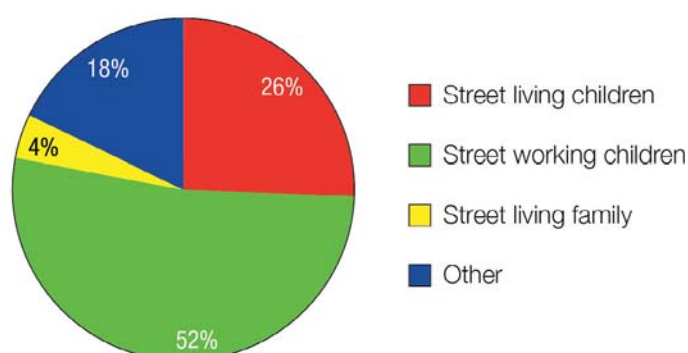
CHILDRENS PROFILE

Located on the border with Thailand, Poipet is a destination as well as a transit point of the economic migration flow across Cambodia. Many unemployed Cambodians reach the city in an attempt to either cross the border or to find a job in one of the many activities that the proximity to Thailand boosts. Children are part of such cross-border and internal migration flows.

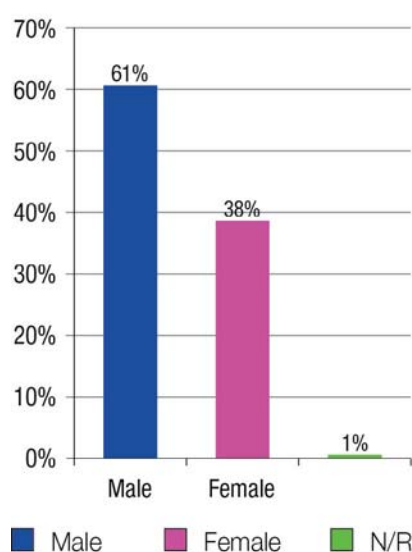
Acknowledging the risks that minors and young adults may incur in such an environment, NGO Goutte d'eau has implemented child protection projects to provide services and assistance to the children and youth residing in the city.

- In 2011 Goutte d'eau registered 168 cases, the majority of which are street working children (52%).
- A quarter of the remaining cases are street living children (26%) and only a very small proportion lives on the street with family (4%).
- A significant number of minors and young adults have been identified as 'other' (18%), a category that specifies cases that are different from street children as the kind of assistance is not necessarily related to a conventional street lifestyle (Graph 132).
- The bulk of Goutte d'eau's beneficiaries consist of adolescent boys and girls between ten and fourteen years old.
- The second biggest group comprising children aged between six and nine includes more boys than girls, while the third age cohort encompasses teenagers between fifteen and eighteen and is made up of more females than males. This figure could have been affected by the repatriation of young people from Bangkok by Thai authorities, the majority of whom are often females.
- No young adults were identified in the survey sample. (Graph 133 & Graph 134)

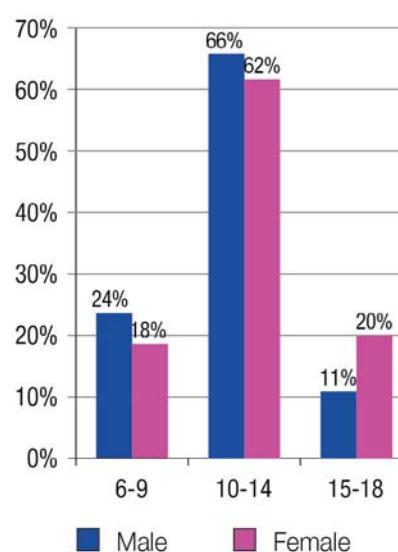
Graph 132: Category of children - Poipet



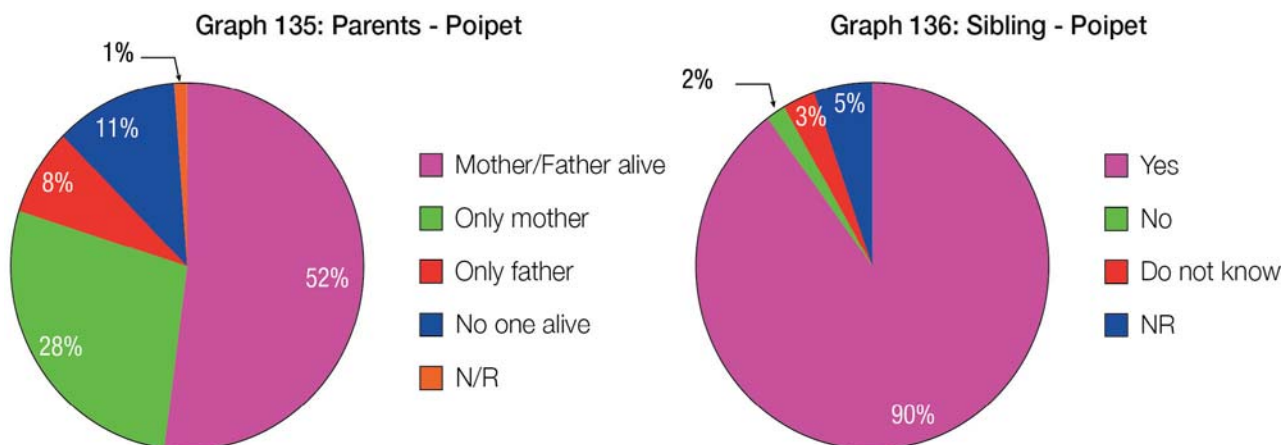
Graph 133: Gender - Poipet



Graph 134: Age vs Gender - Poipet

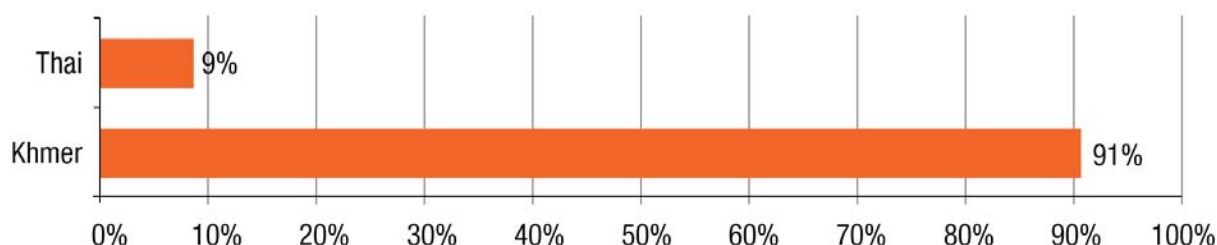


- Very few children are orphans as almost 90% have either both parents or one alive. Likewise, the share of children and youth who have siblings is large suggesting that the young marginalized population is rarely alone .
- Those who have only a mother make up 28% of the sample, while those with only a father represent 7% of the entire survey (Graph 135 & Graph 136).



- All children speak Khmer with a small proportion communicating in Thai partly as a result of the circular cross-border migration. Minors are also facilitated in learning Thai, as they often work as porters between the two borders. (Graph 137)

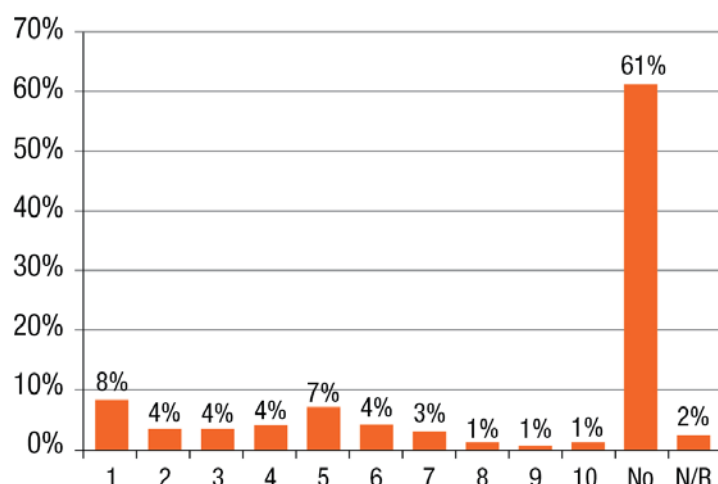
Graph 137: Language - Poipet



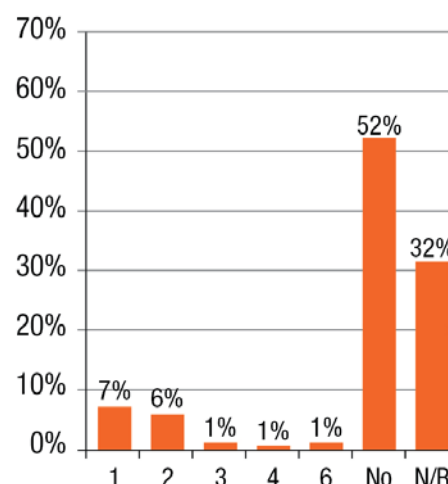
EDUCATION

- The majority of Goutte d'eau's beneficiaries do not attend school which is consistent with the national trend regarding school attendance in adolescence. However, 37% of minors do attend school and among the nine years of primary school, the highest rate of enrolment is in the first and the fifth grade. Such a statistic does not reach 20%, as it is approximately 8% and 7% for the first and the fifth grade respectively.
- The statistics regarding other grades between the second and the tenth year is considerably low never exceeding 4% in each grade (Graph 138).
- Data regarding drop-out patterns in Poipet cannot be analysed completely as a significant percentage (30%) falls into the no information category. However, 52% of the sample did not abandon school and approximately 7% did not finish the first year whilst 6% left school in grade 2 (Graph 139).

Graph 138: Public School - Poipet

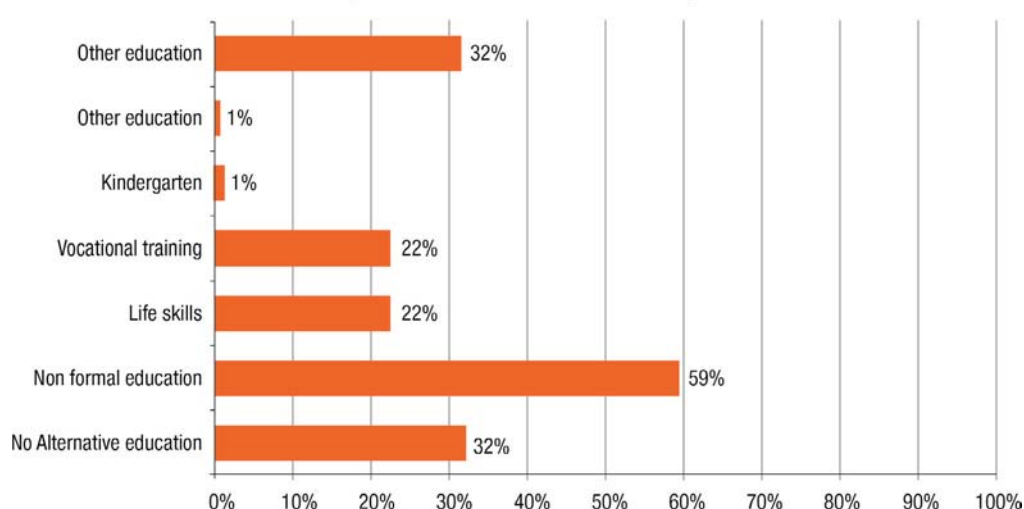


Graph 139: Drop-out - Poipet



- Goutte d'eau offers alternative education and vocational training courses to facilitate employment for teenagers and to address gaps in education levels. The overall majority attends various programmes simultaneously as confirmed by 70 per cent of the sample.
- Within the sample, 35% participate in non-formal education classes, while 20% and 16% attend vocational training and life skills courses respectively (Graph 140).

Graph 140: Alternative education - Poipet

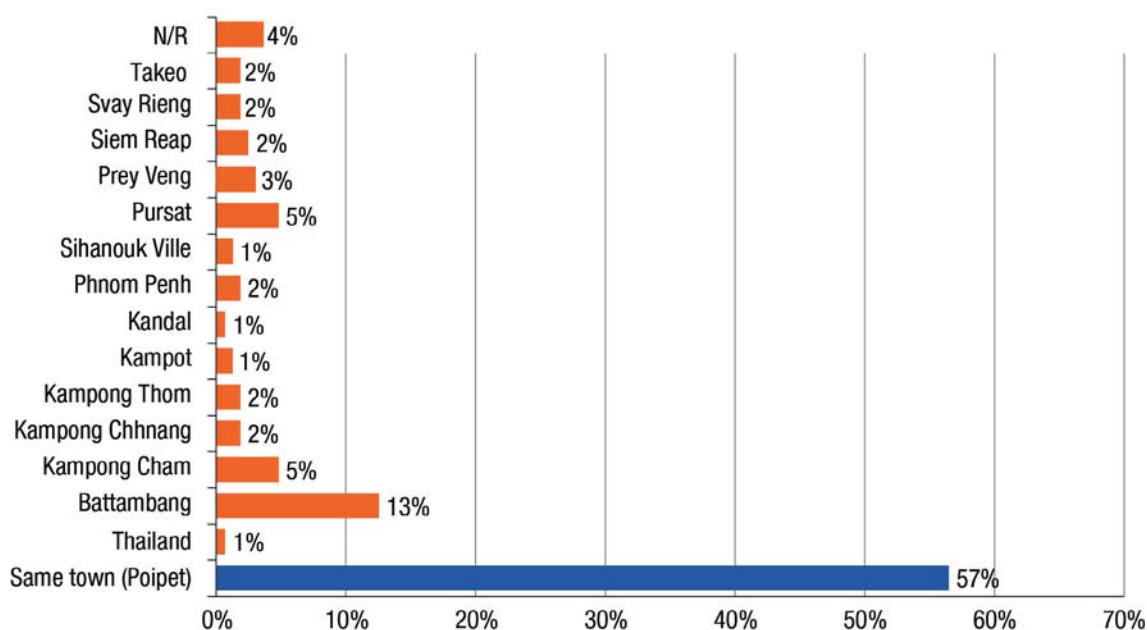


MIGRATION

- The survey confirms what extent Poipet is a magnet for a large number of unemployed and unskilled workforces residing in Cambodia. Only a slight majority of minors and young adults of Poipet were born in Banteay Meanchey province.
- Regardless of the distance between the homeland province and Poipet, children and their families engaged in migration with origins such as Prey Veng (3%), Svay Reng (almost 2%) and Takeo (almost 2%).
- Unsurprisingly the largest group of migrants come from Battambang province (13%), which borders Banteay Meanchey to the south. The two provinces are very well connected and consequently private transportation has eased the migration flow between the two areas.
- Two other provinces, which are sources of migration to Poipet, are Kampong Cham (5%) and Pursat (5%).

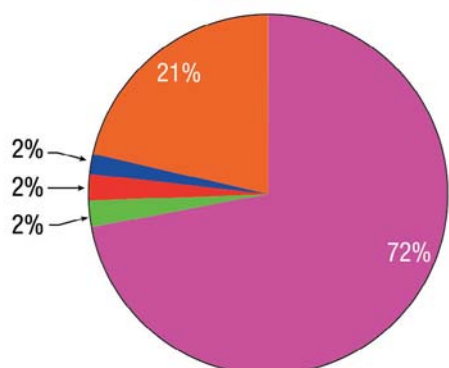
- The remaining youth come mainly from provinces located in central and southern parts of Cambodia and their distribution is fairly homogenous, set at approximately 2% (Graph 141).

Graph 141: Homeland - Poipet



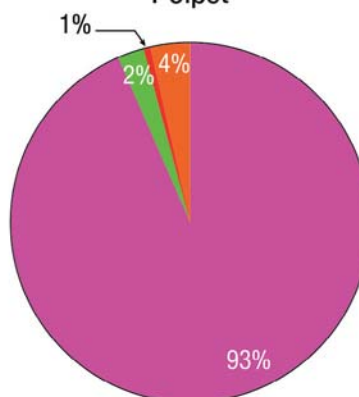
- Poipet is also a source of outbound migration. 35% of minors and young adults who were born there left the city before the survey. A common destination of the migration flow is Thailand (19%) confirming that the neighbouring country is a long-term and/or temporary destination for many labor migrants.
- A second destination of migration is Battambang, although the percentage drops remarkably by more than 17%. Few other provinces, including Monduliri, Phnom Penh, Takeo and Siem Reap attracted migrants, whose rate never exceeds 1% (Annex 8: Table 5).
- Majority of Goutte d'eau's beneficiaries (72%) left their homeland with their family and have never been separated since.
- Some minors engaged in the trip from their village without an adult (family member or caregiver), however reunited with family in Poipet (93%) (Graph 142 & Graph 143).

Graph 142: Whom the child came with Poipet



■ Family or Caregiver ■ Brother & sister-18
■ Friends-18 ■ Alone ■ N/R

Graph 143: Whom the children live with Poipet

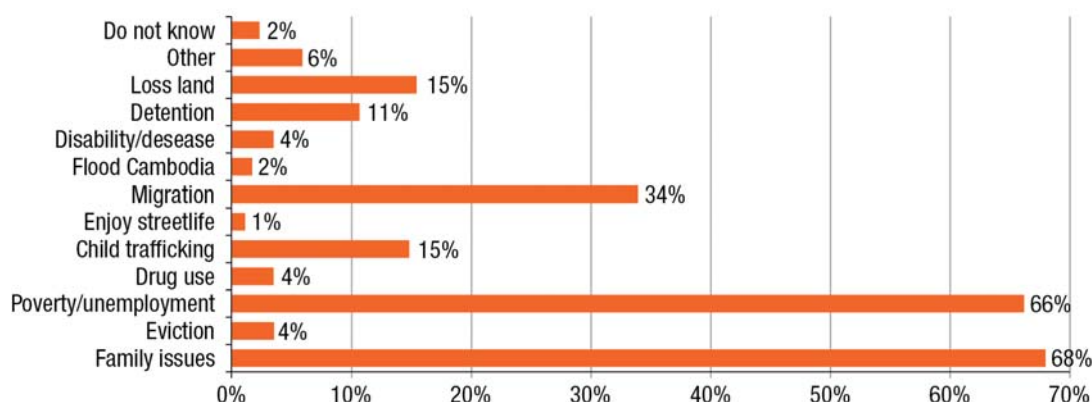


■ Family or Caregiver ■ Brother & sister-18
■ Friends-18 ■ Alone ■ N/R

WHY CHILDREN HAVE ARRIVED ON THE STREETS / ARE MARGINALIZED

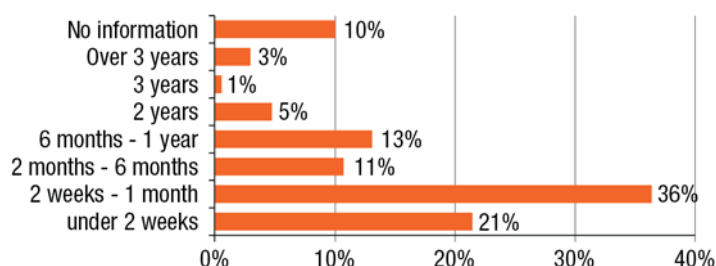
- As highlighted in graph 144, the majority regard family problems as the main cause of their street lifestyle or vulnerability (68%).

Graph 144: Why on the street - Poipet



- Unemployment and prolonged periods of poverty are also recognized as a cause of children's vulnerability and consequently one of the reasons why they are on the street (66%).
- Goutte d'eau's assessment indicates that migration increases children's marginalization and triggers a street life (34%). Migration, undertaken with the hope to find a job at the destination point, often delivers unexpected outcomes and magnifies a households' destitution. This is because migrants cannot rely on community ties, therefore becoming more vulnerable to exploitation and/or debt bondage.
- Among the minors that Goutte d'eau assists, some are victims of trafficking, whose purpose and location of exploitation is out of the scope of the survey (15%).
- Loss of land (15%) and detention (11%) are also perceived as contributing reasons for the young population's street lifestyle.
- Goutte d'eau's outreach activity is effective as more than 50% of minors and youths are registered with the NGO within a month since the case was brought to their attention.
- 11% and 13% were without the NGO's assistance between two and six months and between six months and one year respectively.
- More rarely, minors spent more than two years without being offered services by Goutte d'eau. It is worth noting that children and young adults may not have been reached as they were not living in the area of action of the NGO making it impossible for social workers to reach them (Graph 145).

Graph 145: Time spend on the street - Poipet



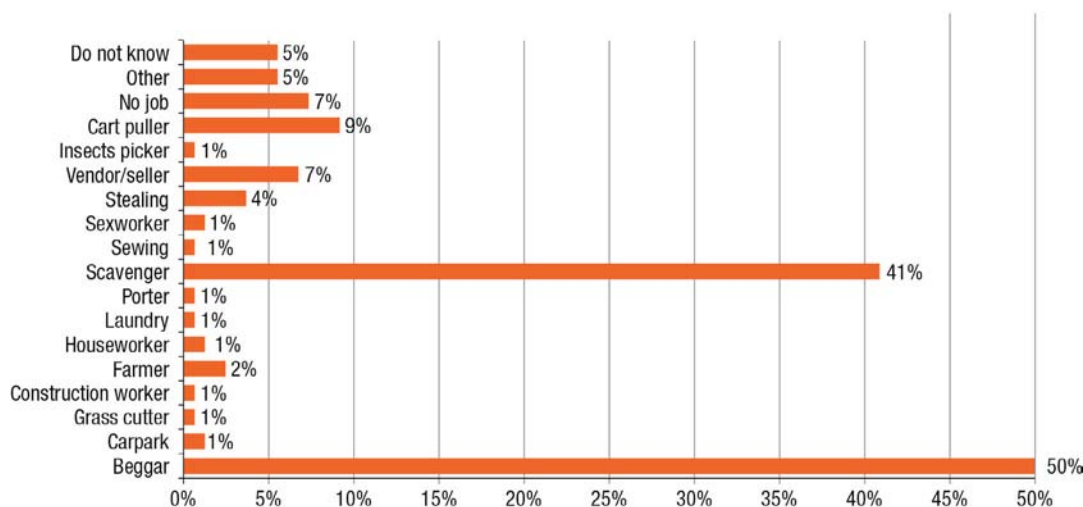
WORKING CHILDREN

- As in other cities, minors in Poipet take responsibility for contributing to their family's income. Half of them make a living by begging (50%) and/or by collecting and buying garbage to sell to middle men working in the booming recycling waste market (41%).
- Minors complement the aforementioned occupations with other activities such as pulling carts full of goods

between the Thai and Cambodian borders (9%) along with selling food or engaging in petty trade on the streets (7%).

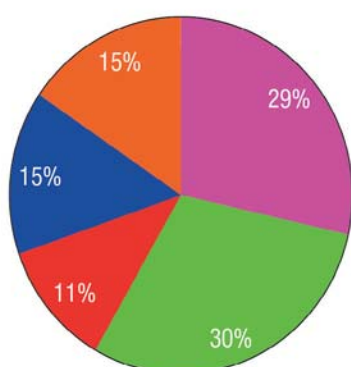
- Less than 3% work as farmers or housekeepers and a similar proportion engages in theft (Graph 146).

Graphic 146: jobs - Poipet



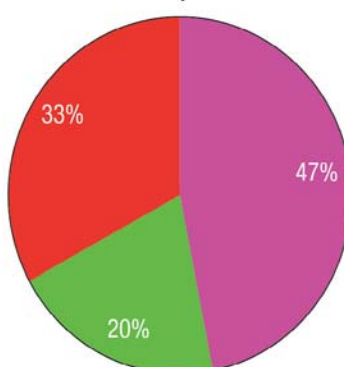
- Rarely do minors earn more than 12.000 Riel a day, equivalent to three dollars. On the contrary, at the end of each working day almost 60% of teenagers and children have less than two dollars (8.000 Riel) in their pocket. In particular, 29% of these young workers earn less than one dollar a day (4.000 Riel) (Graph 147).
- Despite the low revenue, half of the children and teenagers work for more than six hours a day, while those who work between four and six hours and up to three hours make up 10% and 22% of the economically active youths respectively.
- The survey reveals that the young population work mainly during the day, although one fourth of the sample works at night (Graph 148 & Graph 149).

Graph 147: Income Poipet



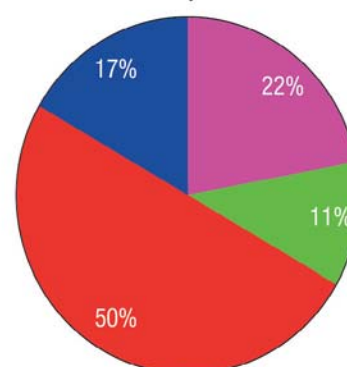
- Less 4000 R/day
- 4000 - 8000 R/day
- 8000 - 12000 R/day
- More than 12000R/day
- No information

Graph 148: Working hours 1 Poipet



- Day time
- Night time
- Do not know

Graph 149: Working hours 2 Poipet

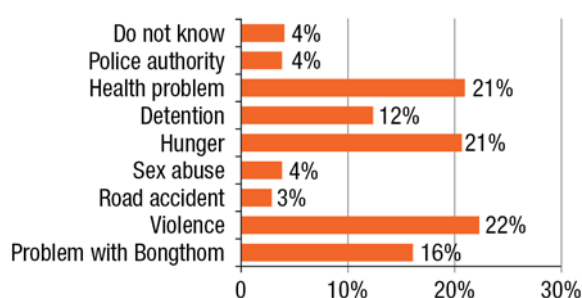


- 1 - 3 hours
- 4 - 6 hours
- More than 6 hours
- No information

LIVING ON THE STREET

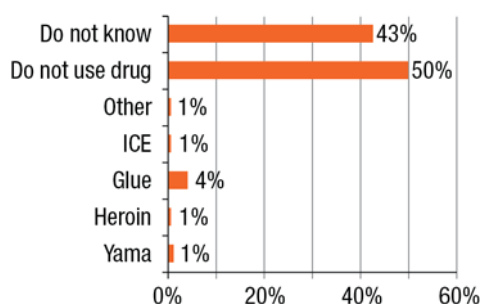
- Despite living with their family, minors are subjected to many risks on a daily basis. In Poipet, the risks are multiple and overlap as Graph 150 highlights.
- More than half of the children and youth state that violence (57%), hunger (52%) and diseases (53%) are the most frequent problems they deal with.
- The fourth major problem is the relationship with bongthom (gangs) (44%), to whom minors have to obey and respect according to the traditional code of conduct whereby the elder is more respected.
- On a smaller scale, other problems faced by the sample population include sexual abuse (10%), challenges with police authority (10%) and detention (11%). These issues traumatize minors and affect their mental and physical health (Graph 150).

Graph 150: Problems on the street - Poipet



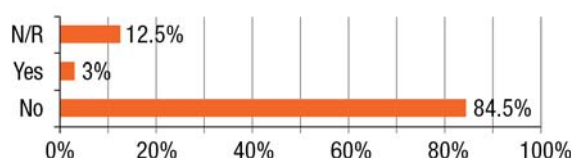
- Only a small proportion of Goutte d'eau's beneficiaries use drugs. Among drug users the majority sniff Glue, which is the cheapest toxic substance they can legally and readily purchase.
- Only a very small proportion uses methamphetamines such as Yama and ICE. Likewise, one person uses Heroin (Graph 151).

Graph 151: Drug - Poipet



- Almost none drink alcohol (Graph 152).

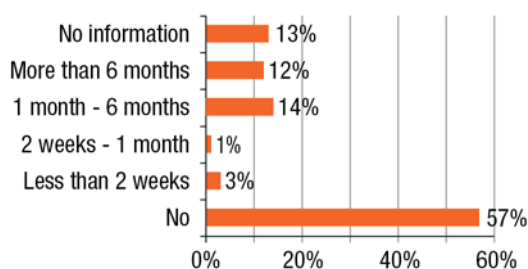
Graph 152: Alcohol - Poipet



- Approximately 30% of minors in Poipet were detained for at least two weeks. Among those who experienced detention, the largest rate spent between one and six months in a detention center. 12% spent more than six months and 4% had been detained from two up to four weeks (Graph 153). These detentions might include the prison system, the drug rehabilitation centers and/or the immigration detention centers. There

can be value in further study to ascertain in which specific environments young people are detained.

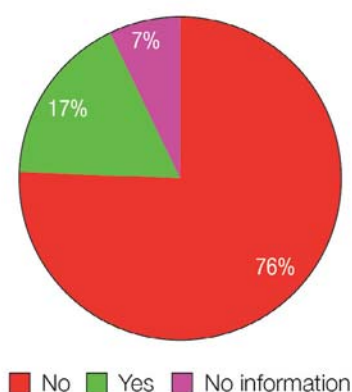
Graph 153: Detention - Poipet



THE SEPTEMBER FLOOD

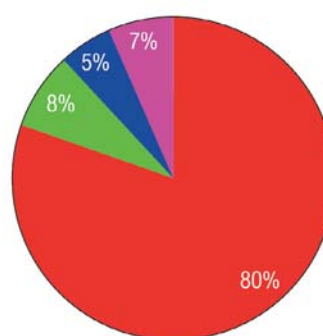
- The flood impacted Poipet producing damages to approximately 17% of children and youths' shelters and belongings.
- 13% of children and youth were uprooted due to the impact of the water.
- The majority returned home after the emergency whilst 5% did not return. (Graph 154 & Graph 155).

Graph 154: Flood 1 - Poipet



■ No ■ Yes ■ No information

Graph 155: Flood 2 - Poipet

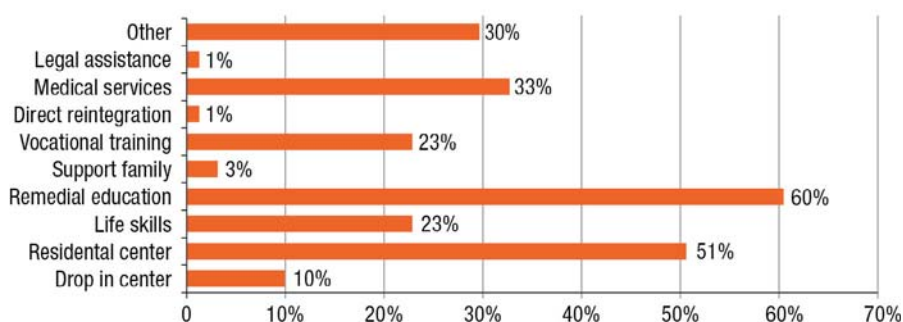


■ No ■ Yes, but came back
■ Yes, never came back ■ No information

NGO SERVICES

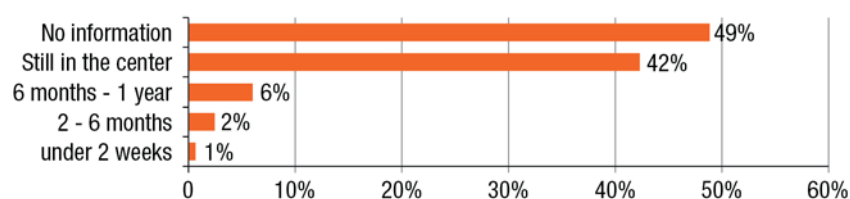
- Goutte d'eau's activities and services include drop in and residential centers as well as the provision of informal education, vocational training, and medical and legal support.
- The most widely used service is education (60%), followed by the residential center (50%) and health care provision (32%).
- Courses that help teenagers and young adults to develop skills are also widely used with 20% of the sample attending life skills courses and vocational training classes (Graph 156).

Graph 156: NGOs' services - Poipet



- The majority of cases opened in 2011 are still under Goutte d'eau's assistance, while 8% of cases have been reintegrated back into the community between two and twelve months (Graph 157).

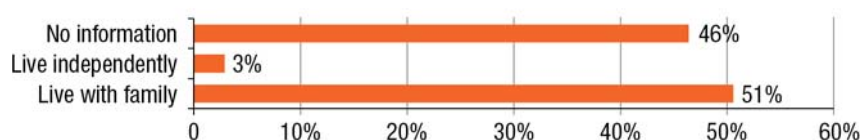
Graph 157: Reintegration - Poipet



CHILDRENS PLANS

- Amongst those children, and young adults who expressed with whom they would ideally like to live with, 95% envision living with their family (Graph 158).

Graph 158: Future plans - Poipet



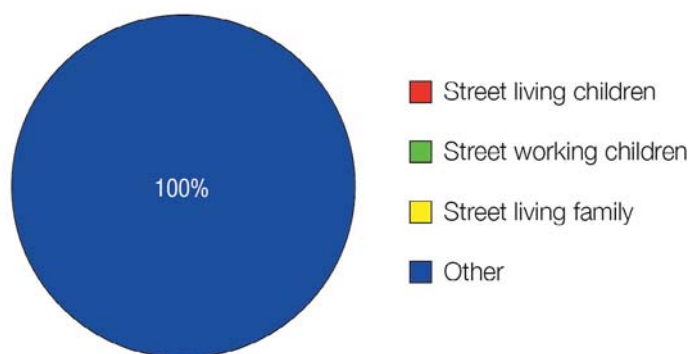
BATTAMBANG:

CHILDRENS PROFILE

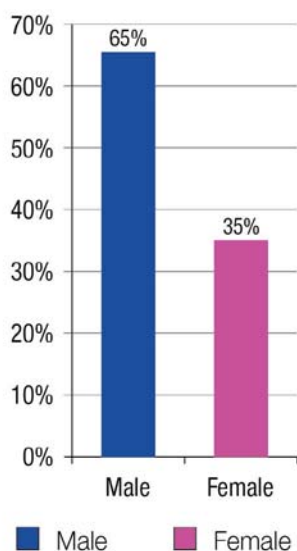
Komar Rikreay provides a wide range of services to marginalized and/or trafficked children. The organization has a shelter, where children can receive food, medical care as well as counselling and group therapy in order to mitigate the trauma they have endured. In addition to these services, Komar Rikreay re-enrols children in public school and offers vocational training courses to teenagers with the aim to reintegrate them into the community.

- In 2011 Komar Rikreay opened 49 cases. As highlighted in Graph 159, children assisted by the NGO do not fit the three traditional categories of street children as they have been assisted for other reasons. According to the NGO, the new cases comprise of victims of trafficking, cross-border migrants as well as minors living in a violent and abusive household and/or are in need of special medical assistance.
- The majority of the sample is comprised of boys, equally distributed in four age cohorts.
- Girls are distributed in all five age groups, with the majority being teenagers aged between 10 and 14 years. Only 2 girls have attained the legal age (Graph 160 & Graph 161)

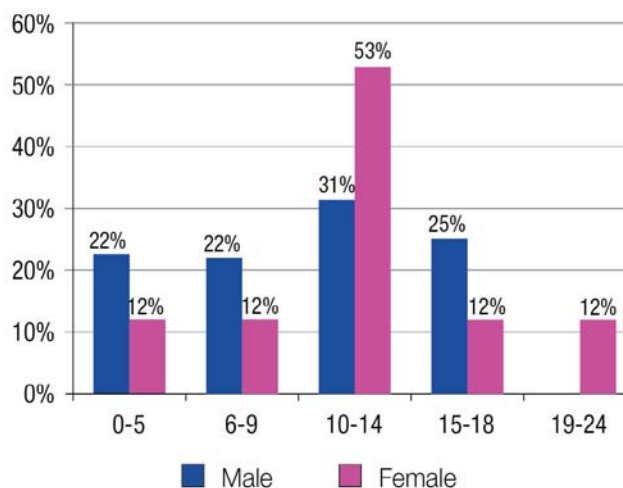
Graph 159: Category of children - Battambang



Graph 160: Gender - Battambang

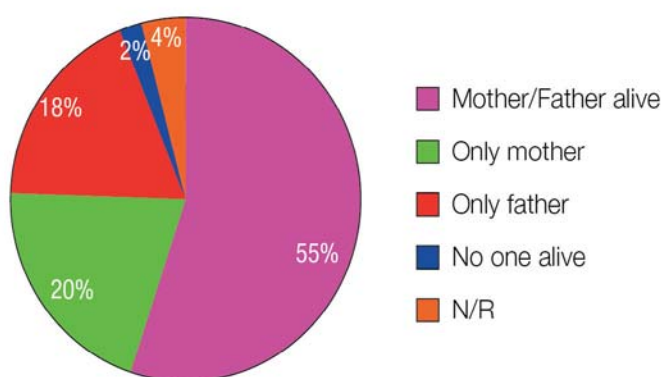


Graph 161: Age vs Gender - Battambang

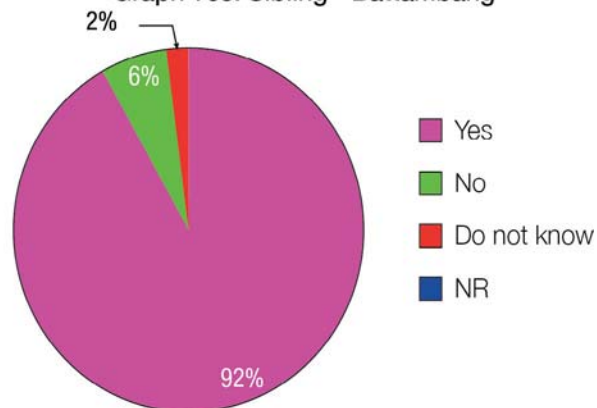


- The majority of children, teenagers and young adults have a traditional family, consisting of both parents whom are alive as well as siblings.
- Graph 4 indicates that one child is an orphan, while 20% and 18% have only their mother and father alive respectively (Graph 162 & Graph 163).

Graph 162: Parents - Battambang

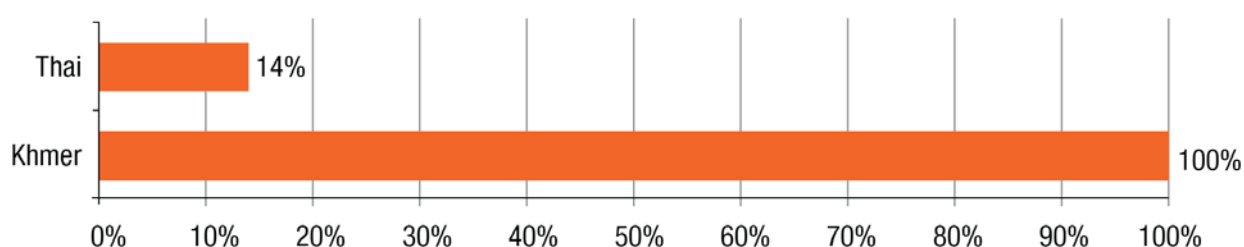


Graph 163: Sibling - Battambang



- All children speak Khmer, whilst a small proportion speaks Thai as a result of residing in Thailand due to migration or trafficking.
- According to Komar Rikreay, on one hand there are children who have been victims of cross-border trafficking / migration due to the proximity of the Thai border whilst on the other hand, some children were born to Khmer parents in Thailand, and have returned to Cambodia either with their family or alone (Graph 164).

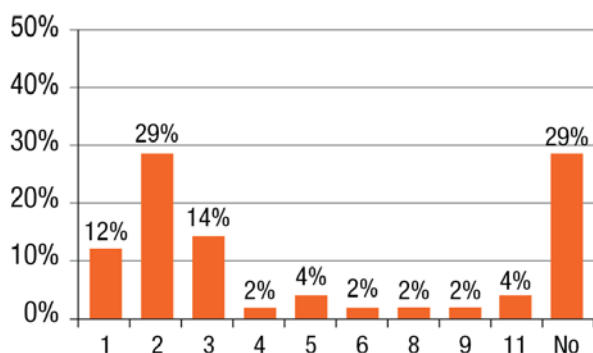
Graph 164: Language - Battambang



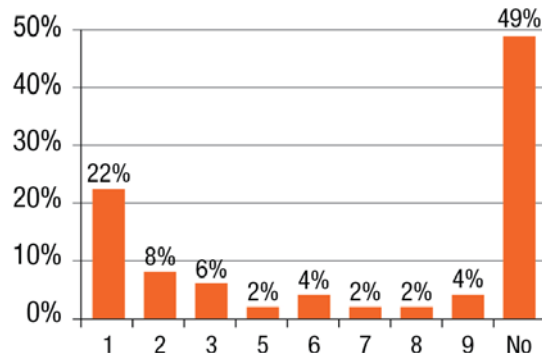
EDUCATION

- Approximately 70% of children attend public school, however despite their age, the majority are enrolled in the first three grades, the highest rate being in the second year of the primary school. The remaining children do not attend school (Graph 165).

Graph 165: Public School - Battambang



Graph 166: Drop-out - Battambang

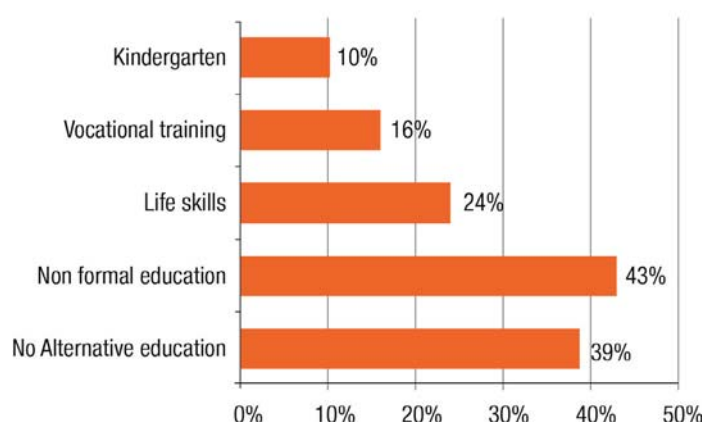


- The drop-out phenomenon is significantly present amongst Komar Rikreay's beneficiaries. 50% leave school during one of the first nine grades. In particular, the largest numbers of drop-outs occur during the

first grade of primary school; potentially due to the fact the first year is challenging and expensive. Without external economic and emotional support to the family, a child is highly likely to stop attending school (Graph 166).

- In order to address the education deficit experienced by its beneficiaries, Komar Rikreay provides alternative education such as support and/or remedial classes for students who have dropped-out as well as vocational training and life skills classes. These services aim to reintegrate the young population back into the community. Such services are not mutually exclusive and, as shown in Graph 167; children and teenagers participate in at least two programs simultaneously.
- In particular, the majority (43%) of Komar Rikreay's beneficiaries attend non-formal education classes, which, although does not replace public school, aids in reducing illiteracy rates among young children.
- One fourth of the sample is provided with life skills courses while 16% attends vocational training. (Graph 167).

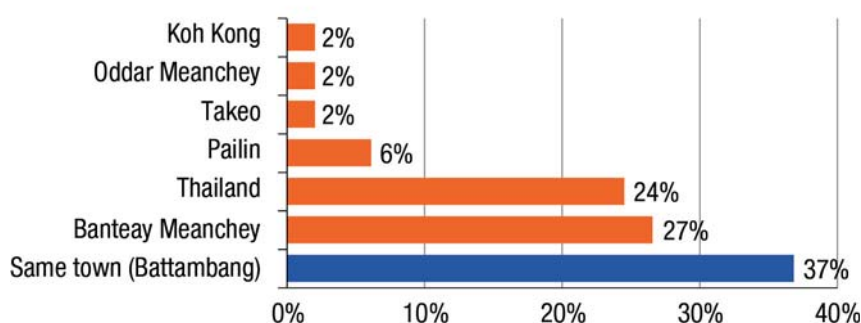
Graph 167: Alternative education - Battambang



MIGRATION

- The majority of children and teenagers are not originally from Battambang with less than 40% born there.
- Almost half of Komar Rikreay's beneficiaries come from neighbouring locations, namely Banteay Meanchey (27%) and Thailand (24%).
- Pailin is homeland to a consistent proportion of children, making up 6% of the survey sample.
- The remaining 8% originate from provinces, which, although not bordering Battambang province, are in the same geographical area; North Eastern Cambodia. The only exception is Takeo province (Graph 168).

Graph 168: Homeland - Battambang



- Migration rates are not particularly high and its patterns are consistent with homeland data as highlighted in table 6. (Annex 9: Table 6)
- When on the move, minors and young adults opted for provinces nearby Battambang never venturing

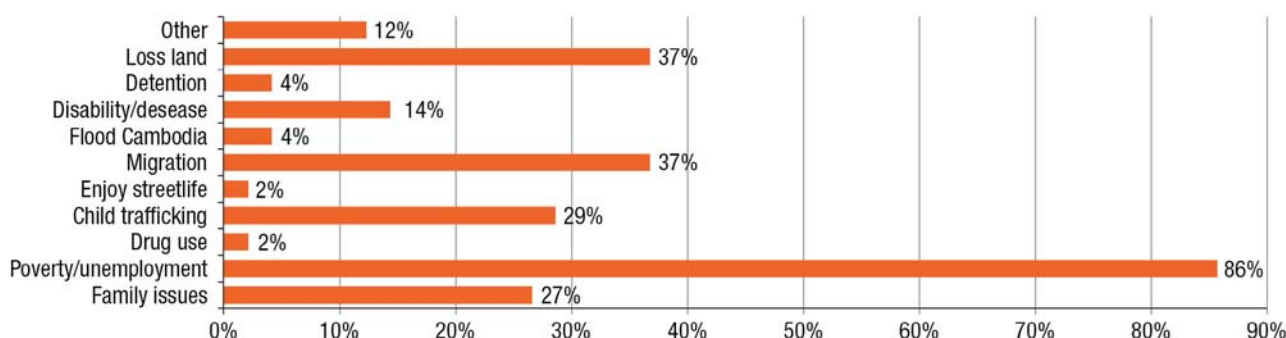
towards eastern regions of Cambodia.

- Unsurprisingly, Banteay Meanchey province, where Poipet is located, is a temporary destination for approximately 15% of child migrants who were not born there.
- Poipet is a magnet and key crossing point between Cambodia and Thailand. Poipet has spurred the local economy and a demand of cheap and unskilled labor. However, 10% of the sample stated Thailand as a migration destination with Poipet as a transitional point. (Annex 9: Table 6)
- Families are an important role in Komar Rikreay's migration flow with none of the children, teenagers or young adults migrating to Battambang alone. Nor did they settle in the city without at least an adult caregiver living with them.

WHY CHILDREN HAVE ARRIVED ON THE STREETS / ARE MARGINALIZED

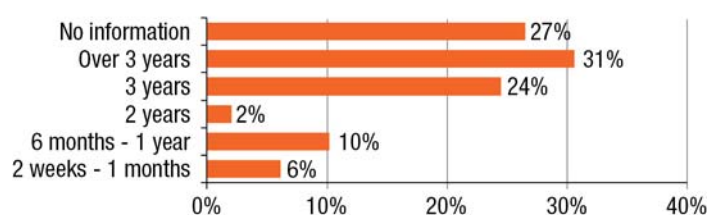
- Poverty is the deep-rooted cause of marginalized children. A closer look at disaggregated data identifies some specific causes that exacerbate the situation for children and youth.
- Children and youth living in Battambang, assisted by Komar Rikreay, require assistance mostly due to their families not earning enough to support their household. The vast majority are unemployed and unable to make a living through temporary and informal income generating activities, to which very often children participate (Graph 169).

Graph 169: Why on the street - Battambang



- Children and young people that have migrated are vulnerable, however it is important to note that vulnerability factors experienced at their point of origin would have driven them to migrate moving them from a state of vulnerability to vulnerability.
- Due to its further proximity to the Thai border, child trafficking is prevalent in Battambang. Komar Rikreay identified 30% of its beneficiaries as victims of trafficking, who require special care and assistance.
- Family issues, including; violence, gambling and alcoholism, are also relevant contributing factors to the marginalization of children and youth. (Graph 169).
- On average approximately 50% of children and youth spent at least three years on the streets before being reached by the NGO. This is likely due to the high mobility that families have.
- A small proportion of the sample were assisted between a number of weeks and two years. In particular, 6% of children and teens were reached within a month, whilst 10% were assisted within six months and one year (Graph 170).

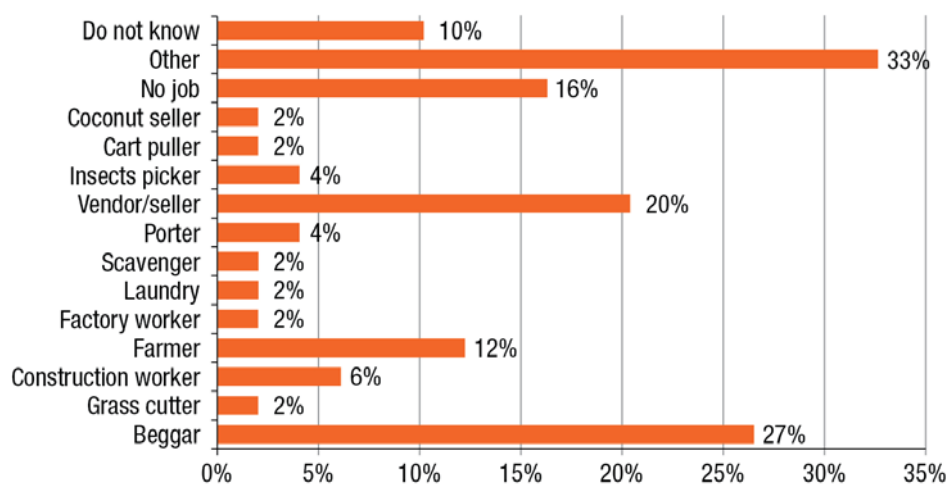
Graph 170: Time spend on the street - Battambang



WORKING CHILDREN

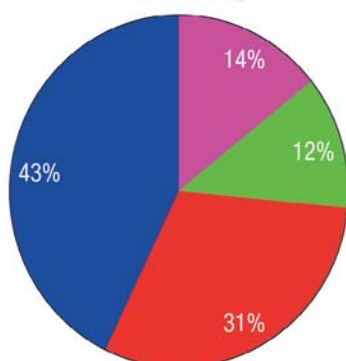
- The majority of children and teenagers engage in low-skill income generating activities to supplement their family's income and/or support themselves.
- Results indicate that (27%) of the sample begs whilst (20%) vends goods on the streets.
- A relevant proportion of the sample (33%) work in other sectors that the survey does not include and a very small proportion (12%) work as farmers (Graph 171).

Graphic 171: jobs - Battambang



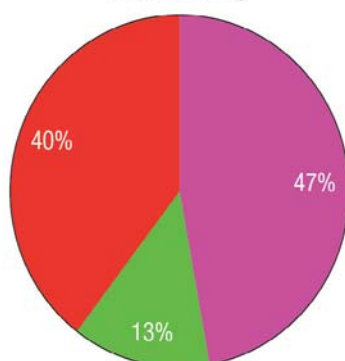
- A small proportion of teenagers work on construction sites, making them highly vulnerable to serious injuries potentially due to a lack of safety measures.
- Approximately 30% of the sample works more than six hours a day, while 14% and 12% works between one to three hours and four to six hours respectively. 12% of the sample was unable to provide information regarding this question. (Graph 172).
- Almost half of the sample work during the day, between 7am and 7pm (Graph 173).
- The data does not provide information regarding the daily profit of about 43% of young workers . Available figures indicate that 16% earns more two dollars a day (12.000 riel), while 22% of the sample whose income is known, earns less than the aforementioned amount.
- 8% earns between two and four dollars a day whilst another 8% earn one and two dollars a day.
- 4% of the sample earns less than one dollar a day (Graph 174).

Graph 172: Working hours 1 Battambang



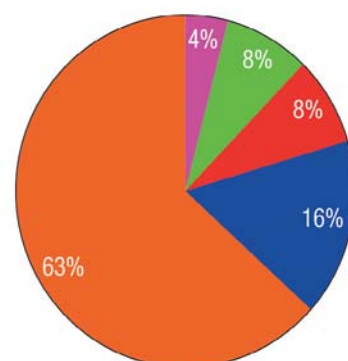
- 1 - 3 hours
- 4 - 6 hours
- More than 6 hours
- No information

Graph 173: Working hours 2 Battambang



- Day time
- Night time
- Do not know

Graph 174: Income Battambang

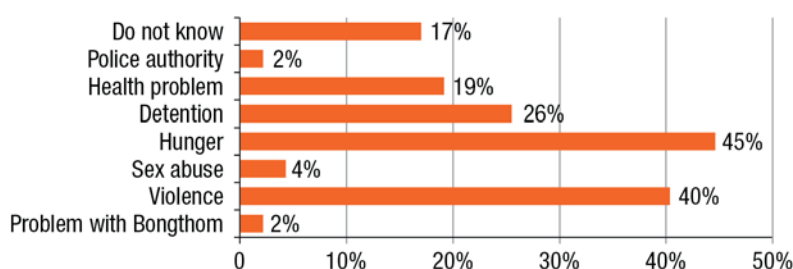


- Less 4000 R/day
- 4000 - 8000 R/day
- 8000 - 12000 R/day
- More than 12000R/day
- No information

LIVING ON THE STREET

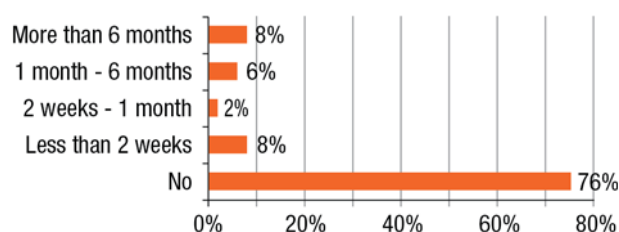
- Graph 175 highlights that a significant number of children and young people living on the streets are exposed to danger and violence.

Graph 175: Problems on the street - Battambang



- Almost half of the sample suffers from hunger (45%). Nutritional deficiencies affect children's health as 20% of the sample record experiencing health problems.
- Twelve children (24%) maintain that detention is one of the problems they face on the streets.
- Very few regard sexual harassment, police and bongthom as problems (Graph 175).
- No minors or young adults under Komar Rikreay's program use drugs, nor do they drink alcohol.
- Very few minors or young adults have experienced a form of detention, lasting between less than two weeks and more than six months.
- Among the 24% of children and youth that were confined, 8% spent less than 2 weeks in detention and a similar proportion had been detained for a period longer than six months.
- One child experienced detention for a period of one month.
- 6% experienced detention between one and six months (Graph 176).

Graph 176: Detention - Battambang



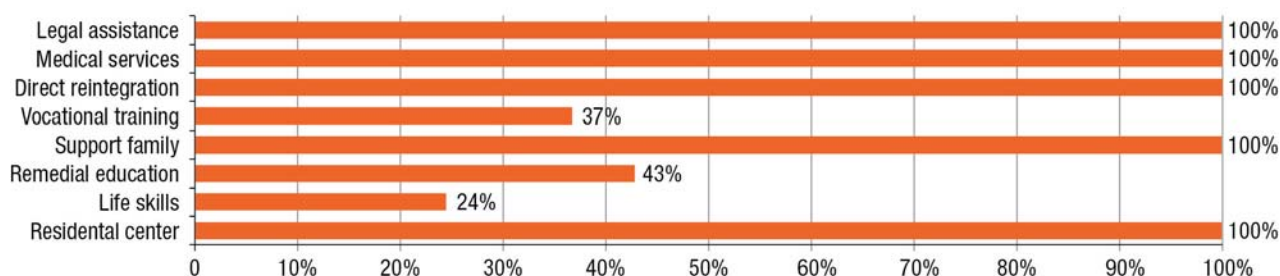
THE SEPTEMBER FLOOD

- Although the flood impacted Battambang, none of Komar Rikreay's beneficiaries were directly affected by the natural disaster.

NGO SERVICES

- Komar Rikreay offers a wide range of services to its beneficiaries. Services include a residential center, which functions as a temporary or long term shelter, vocational training, medical and legal assistance, as well as programmes to support families to reintegrate marginalized children back into the community.
- All children, almost all teenagers and young adults benefit from the NGO's services (Graph 177).
- A small proportion of the sample benefit from remedial education and a smaller percentage attend vocational training and life skills programs (Graph 177).

Graph 177: NGOs' services - Battambang

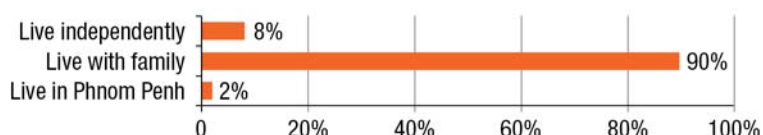


- 100% of beneficiaries from cases opened in 2011 either still live in the residential care center or are receiving assistance from the NGO.
- None of the NGO's sample population was reintegrated at the time of the survey.

CHILDRENS PLANS

- Majority (90%) of children, teenagers and young adults desire to live with their family in the future (Graph 178). There is very little interest in migrating to Phnom Penh (2%).

Graph 178: Future plans - Battambang



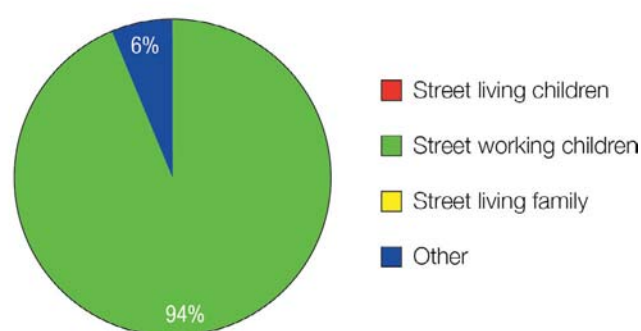
NEAK LOEUNG:

CHILDRENS PROFILE

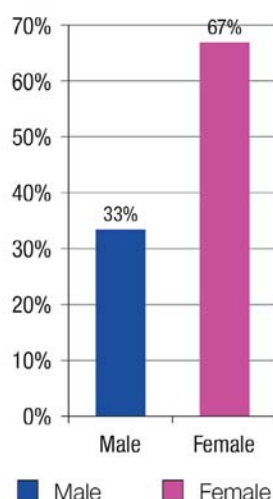
Neak Loeung located in Prey Veng province, lies between Vietnam and Phnom Penh. Its geographical position on the Mekong River, where daily ferries connect the two banks, has enhanced the city's trade and commerce making Neak Loeung a destination and/or transit point of the internal migration flow.

- In 2011 Damnok Toek registered 48 new cases, majority of which consists of street working children (Graph 179).
- Very few cases (6%) have been categorized as 'other', meaning that these children were in need of specific assistance unrelated to a street lifestyle.
- Overall, females represent the majority of cases constituting about 68% of the sample and are mainly categorised within the fifteen-eighteen year age group.
- The gender composition poses challenges as teenage girls are more likely to encounter barriers with regards to the fulfilment of their life. For example, they are more prone to give up school to complement their family income and assist with household chores. Moreover, a street lifestyle along with poor living conditions creates an environment often conducive to gender based violence.
- Boys aged 15-18 years were identified as a category at risk in 2011, as majority (73% out of a total of 32%) fell in that age group.
- Very few children aged 10-14 years, predominantly males, are included in Damnok Toek's projects and among young adults; two girls receive the NGO's assistance.
- In 2011 there were no cases concerning young children between zero and nine years or boys above the legal age (Graph 180 & Graph 181).

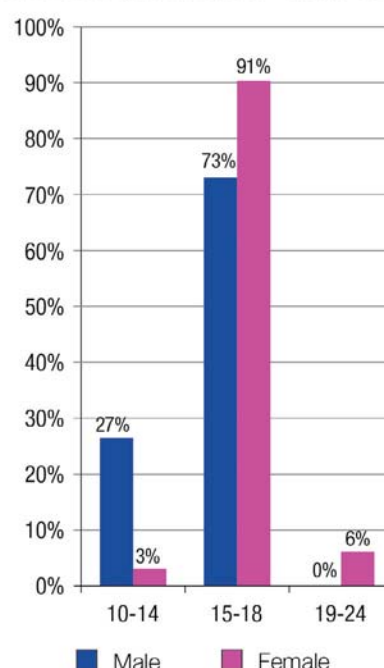
Graph 179: Category of children - Neak Loeung



Graph 180: Gender - Neak Loeung

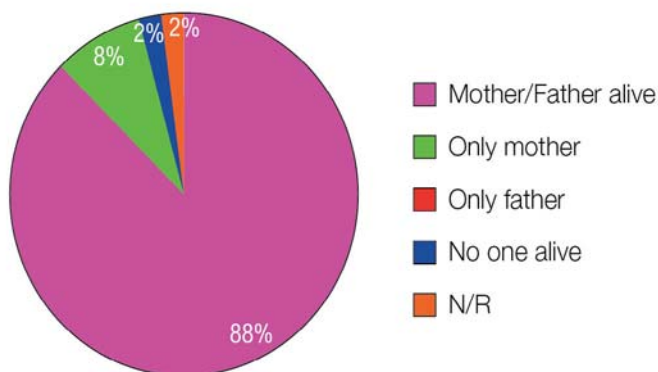


Graph 181: Age vs Gender - Neak Loeung

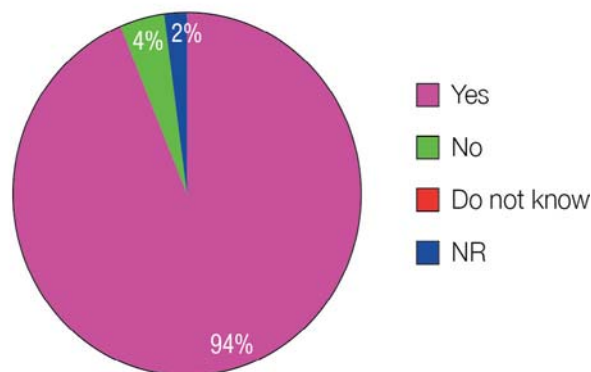


- Almost 90% of teenagers have both their parents alive, while a very small proportion has a mother as the only caregiver of the household.
- One child was identified as an orphan.
- Children's household included siblings whilst 5% of the sample is an only child (Graph 182 & Graph 183).

Graph 182: Parents - Neak Loeung

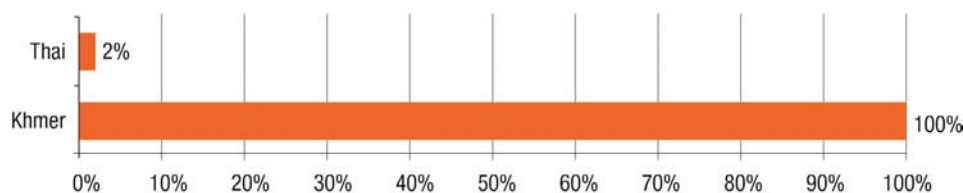


Graph 183: Sibling - Neak Loeung



- Despite the close proximity to the Vietnamese border, Damnok Toek's beneficiaries speak only Khmer. One child identify as speaking Thai (Graph 184).

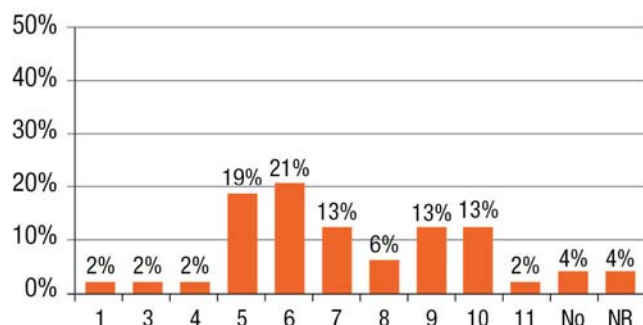
Graph 184: Language - Neak Loeung



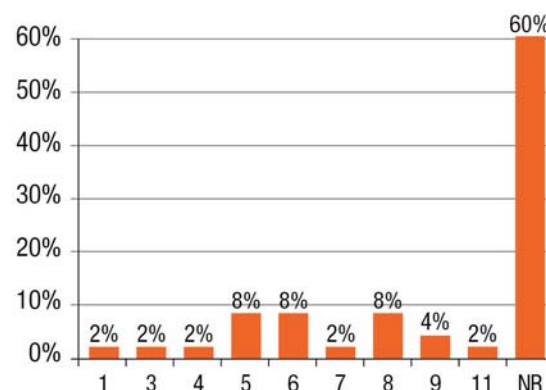
EDUCATION

- Majority (95%) of Damnok Toek's beneficiaries attend school. Among those who are enrolled in primary education, a significant rate, nearly 70%, attends classes from grade five upwards.
- There is a concentration of enrolment rates in grade six, followed by grade five, seven and nine. Remarkably, another relevant proportion of students (12%) attend the first year of secondary school. This represents the support provided by the organisation to young people via remedial classes so that young people can transition into relevant age grade levels within the public school system. Given that that organisation works with a large proportion of 10-14 year olds, a proportion of them are supported to access secondary school education.
- The drop-out rate is considerably high with almost 40% of students leaving school in different grades although the highest rate of drop-outs are concentrated in grade five, six and eight, when approximately 25% of the sample, equally distributed among the grades, left school (Graph 185 & Graph 186).

Graph 185: Public School - Neak Loeung



Graph 186: Drop-out - Neak Loeung

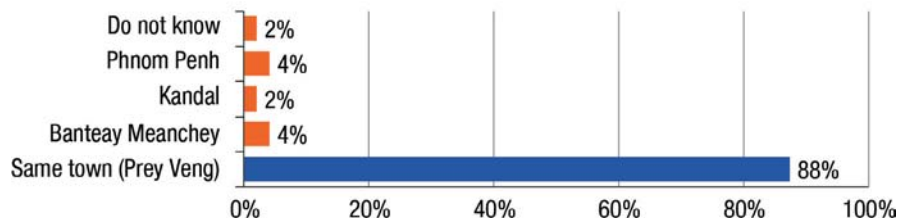


- The results of the survey were unable to give a true representation of the number of children and young people engaged in alternative education. However, Damnok Toek's 2011 Annual Report indicates that among 265 children and young people, approximately 86% participate in alternative education which is comprised of non-formal education and/or vocational training classes.

MIGRATION

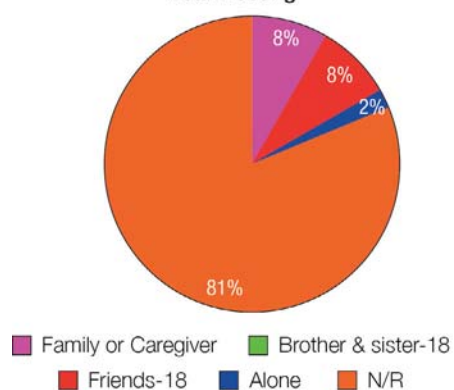
- Despite the fact that Neak Loeung is a destination and transit point for many migrants, only five teenagers come from other provinces, namely Banteay Meanchey, Kandal and Phnom Penh.
- The data does not indicate a significant migration flow as only two beneficiaries, whose homeland is Prey Veng, moved to Svay Reng for a period of time before returning to Neak Loeung (Graph 187 & Annex 10: Table 7).

Graph 187: Homeland - Neak Loeung

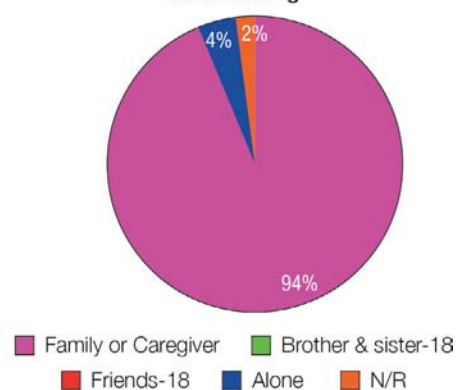


- Four migrant teenagers were accompanied by an adult and a similar proportion of young migrants moved with a friend who was under the legal age.
- One person migrated on their own (Graph 188).
- The majority of Damnok Toek's beneficiaries live with family and/or an adult caregiver, while two individuals live alone (Graph 189).

Graph 188: Whom the children came with Neak Loeung



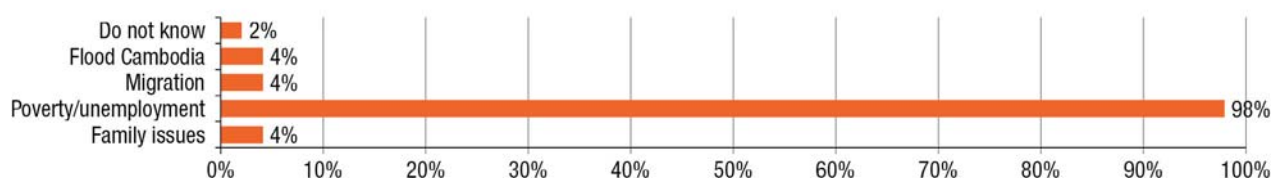
Graph 189: Whom the children live with Neak Loeung



WHY CHILDREN HAVE ARRIVED ON THE STREETS / ARE MARGINALIZED

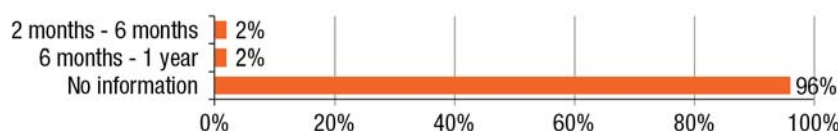
- Consistent with all the other cities, a lack of economic resources is recognized as the main reason contributing to children and youth living on the streets. 98% of the sample identifies a lack of employment and economic opportunities as the cause of their lifestyle.
- Less than 15% of teenagers regard family issues, migration and the September flood as concurrent causes of their life on the streets (Graph 190).

Graph 190: Why on the street - Neak Loeung



- There is insufficient information regarding how much time Damnok Toek's beneficiaries spent on the street before being reached by the NGO. The only two cases, which contain such information, suggest that the children were reached between two and twelve months (Graph 191).

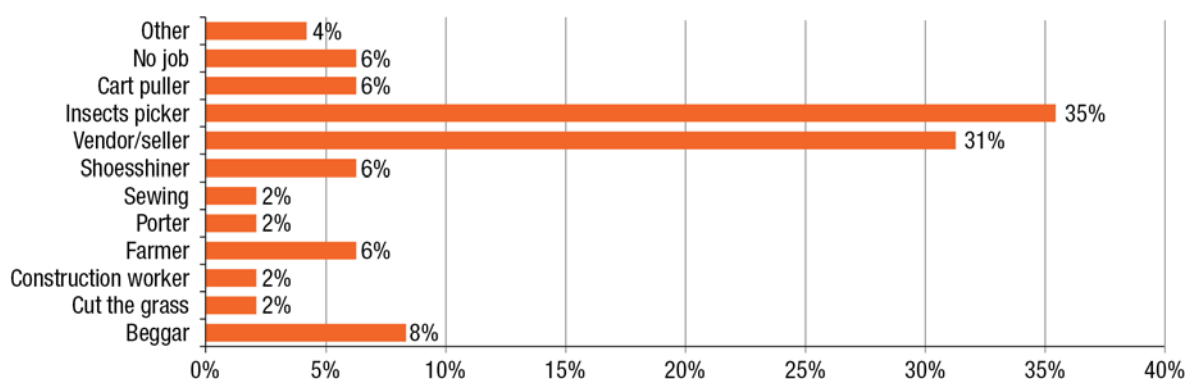
Graph 191: Time spend on the street - Neak Loeung



WORKING CHILDREN

- As members of a family, teenagers of the survey are compelled to contribute to the income of their household by working several hours during the day.
- The most common jobs among Damnok Toek's beneficiaries include picking insects to sell on the street (35%), selling goods (31%) and begging (8%).
- A smaller proportion of teenagers engage in other occupations, such as pulling carts (3%), shining shoes (3%), and farming (3%).
- None of sample population scavenges amongst rubbish to collect recyclable materials. (Graph 192)

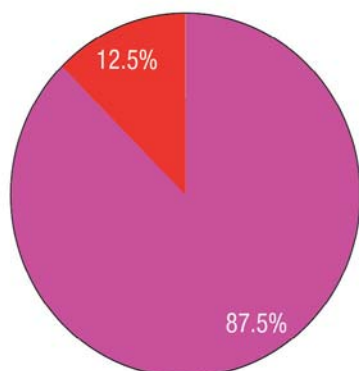
Graphic 192: jobs - Neak Loeung



- On average, young labourers work between four to six hours, between 7am to 7pm and rarely more than six hours (Graph 193 & Graph 194).

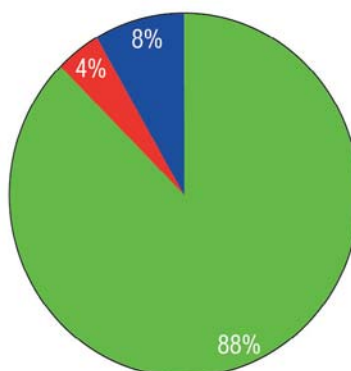
- Despite the working hours and the variety of occupations, beneficiaries incomes are minimal with approximately 50% earning up to two dollars a day (8.000 Riel) whilst the remaining 30% earns less than one dollar a day (4.000 Riel) (Graph 195).

**Graph 193: Working hours 1
Neak Loeung**



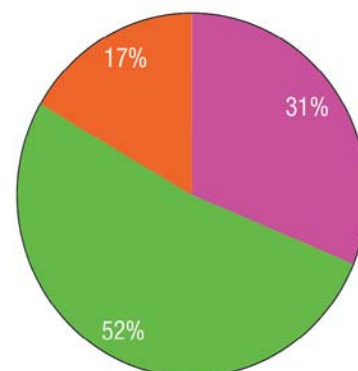
■ Day time
■ Night time
■ Do not know

**Graph 194: Working hours 2
Neak Loeung**



■ 1 - 3 hours
■ 4 - 6 hours
■ More than 6 hours
■ No information

Graph 195: Income Neak Loeung

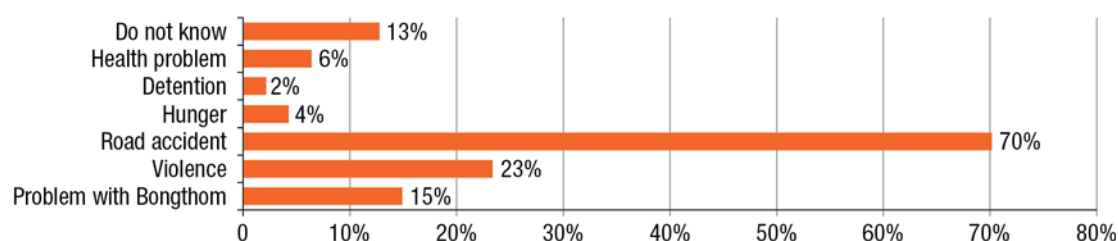


■ Less 4000 R/day
■ 4000 - 8000 R/day
■ 8000 - 12000 R/day
■ More than 12000R/day
■ No information

LIVING ON THE STREET

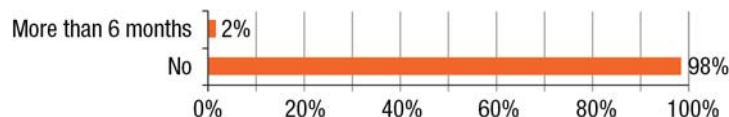
- In Neak Loeung road accidents pose a significant problem for children and youth. Graph 196 highlights that an overwhelming 70% of the sample has been involved in a car accident. Given that the majority of children and young people in Neak Loeung work at the ferry port, a suggested hypothesis is that the ferry port, where traffic can be heavy and sudden, could potentially contribute to the high incidence of road accidents.

Graph 196: Problems on the street - Neak Loeung



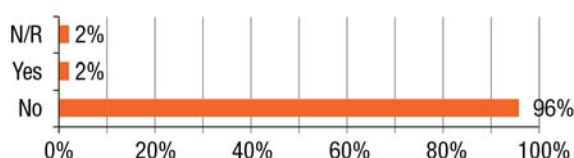
- A smaller proportion of the sample, mainly teenagers, face different kinds of violence (23%) and problems with bongthom.
- Contrary to what minors and young adults endure in other cities, in Neak Loeung, less than 5% suffer from hunger whilst six percent experience health problems (Graph 196).
- Amongst all minors and youths, one experienced a period of detention of more than six months (Graph 197).

Graph 197: Detention - Neak Loeung

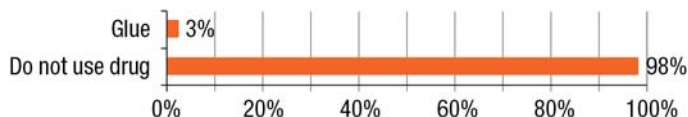


- One person drinks alcohol (Graph 198).
- One person uses drugs, specifically Glue (Graph 199).

Graph 198: Alcohol - Neak Loeung



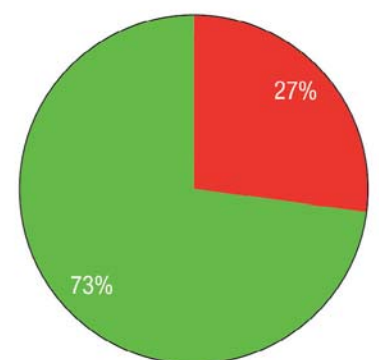
Graph 199: Drug - Neak Loeung



THE SEPTEMBER FLOOD

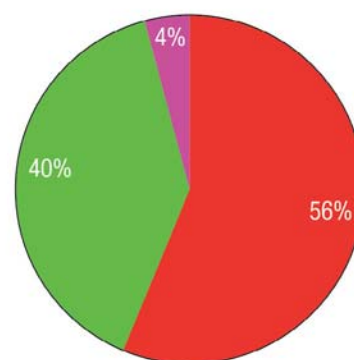
- Due to its position on the banks of the Mekong River, the flood severely impacted Neak Loeung affecting almost 72% of the sample.
- 40% of the sample had to leave their home, however all were able to return once deemed safe (Graph 200 & Graph 201).

Graph 200: Flood 1 - Neak Loeung



■ No ■ Yes ■ No information

Graph 201: Flood 2 - Neak Loeung



■ No ■ Yes, but came back
■ Yes, never came back ■ No information

NGO SERVICES

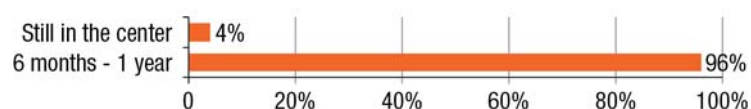
- Damnok Toek seeks to address children and teenagers' needs by offering a wide range of services including; education support, medical assistance, vocational training and temporary shelters where beneficiaries can access practical support and relief.
- Results indicate that all teenagers participate in vocational training courses in order to learn the skills required to find a profitable job.
- A very small proportion of the sample is interested in using other services offered by the NGO given that 21% and 2% attend remedial education and life skills courses respectively (Graph 202).

Graph 202: NGOs' services - Neak Loeung



- 96% of the cases opened in 2011 have been reintegrated back into the community.
- Two cases continue to be recipients of Damnok Toek's assistance at the time of the survey (Graph 203).

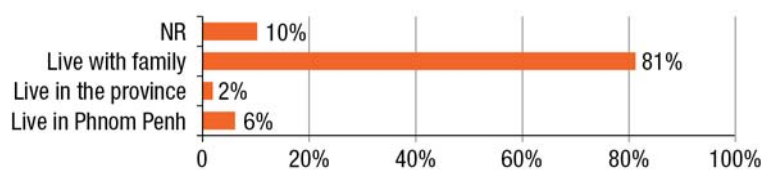
Graph 203: Reintegration - Neak Loeung



CHILDRENS PLANS

- Majority of children and teenagers of the survey express the desire to live with their family, whilst 6% would move to Phnom Penh.
- One person expressed the desire to live in the provinces (Graph 204).

Graph 204: Future plans - Neak Loeung



CONCLUSION

In comparison to previous publications, the Third 'Street Children Profile' has focused on different areas impacting marginalized children and youth and their life on the streets of Cambodia. The research has depicted a demographic profile which highlights the trends and important issues impacting this population.

It is evident from the research, that the street children population is fluid with children and youth adapting their survival mechanisms to their social environment, which is subject to change. The traditional target group is continuously evolving as is the work of many organisations therefore compelling organisations to think broadly and beyond the previous traditional definitions such as *Street Living Children*, *Street Working Children* and *Children of Street Living Families*.

The research has highlighted vulnerabilities of the street child population whilst illuminating new challenges that Child Protection organisations should endeavour to address. In particular, organisations and key stakeholders are encouraged to address the following three fundamental issues:

- **Child Labor-** The current child labor rate continues to be considerably high and consists of physically demanding, low paid and life threatening jobs. Under these circumstances, it is important for organisations to recognise the need to address a range of issues and work holistically with individual children, their families and communities in order to address child labour issues.
- **Food Security-** The global and food economic crisis has had a significant impact on impoverished Cambodian families and children, many suffering from extreme hunger. This research advocates that key stakeholders view food insecurity as an early warning in order to be prepared for potential crises such as the 2011 September flood and its damaging impact on food supply. It is further vital to be mindful of the correlation between health-related problems and malnutrition caused by a lack of nutritious food.
- **Juvenile Justice System-** The absence of a Juvenile Justice system continues to foster a conducive environment made up of violence and abuse. The street child population continue to report being victims of unjust detention and harassment by authorities. Additionally, the zero tolerance approach of certain policies seem to exacerbate social inequalities whilst fuelling the opinion that impoverished families and/or drug users should undergo a social rehabilitation process in detention.

This research endeavours to provide useful information to all NGO's and stakeholders working with marginalised children and youth in order to eradicate effects of hardship and social welfare flaws on the most vulnerable of our society; children and young people.

ANNEXES

Annex 1:

SAFETY VILLAGE COMMUNE/SANGKAT POLICY GUIDELINE

Qualification of safety commune/Sangkat

Safety village, commune/Sangkat has five criteria

1. No all kinds of stealing, snatching, robbery
2. No producing and dealing illegal drug
3. No prostitute women and children trafficking and domestic violence
4. No gangster
5. No illegal game, using illegal weapon and crimes

(Ministry of Interior, Safety village commune/Sangkat Policy Guideline, nd)

Annex 2:

THE FLOOD IN NUMBERS^{13 14}

- Provinces affected by the flood: 18.
- households affected by the flood 350,274
- children 700,000
- 51,594 households evacuated
- Kandal, Kampong Thom, Prey Veng and Kampong Cham the most badly-affected provinces.
- 247 fatalities
- 423,449 hectares of rice fields affected and 265,804 hectares damaged (equal to 10.7% of total crops destroyed)
- Water, Sanitation and Hygiene (WASH) supplies delivered to 12 provinces covering 12,071 families/ 25,000 children and 136 schools. 240,000 aqua tabs
- 5500 shelters distributed
- More than 120,000 textbooks destroyed (100,000 plus at the primary level and 20,000 plus at the secondary level). replaced 47,000
- 428 teaching and learning kits. replaced: 420
- 700 blackboards, 7,000 student desks and 900 teacher (less than a third will be replaced by CERF funds)
- 75 residential care centers in the four affected provinces, accommodating 3,453 children (1,901 boys and 1,552 girls) in Kampong Thom, Kampong Cham, Kandal and Siem Reap
- a grant of \$3 million from the ADB's Asia Pacific Disaster Response Fund to support immediate humanitarian needs

¹³ The assessment does not cover all the provinces affected by the flow. Refer to UN Cambodia 2011 Flood Situation Report #8 for further info

¹⁴ As of 28 October 2011; ^ the assessment does not cover all provinces affected by the flood. Refer to UN Cambodia 2011 Flood Situation Report #8 for further info (CERF, Central Emergency Response Fund)

Annex 3:

HUMAN TRAFFICKING LEGAL FRAMEWORK

- ◆ The list includes the most relevant laws and agreement to halt human trafficking
 1. International Convention
 - Protocol to Prevent, Suppress and Punish Trafficking in Persons Especially Women and Children, supplementing the UN Convention against Transnational Organized Crime, GA Res. 55/25 (LV) 2000
 2. National Laws & Agreements
 - Law on Suppression of Human Trafficking and Sexual Exploitation 2007
 - Law on Suppression of the Kidnapping and Trafficking of Human Persons and the Exploitation of Human Persons 1996
 3. Multilateral and Bilateral Agreements
 - ASEAN Declaration on the Protection and Promotion of the Rights of Migrant Workers - 13 January 2007
 - Agreement between the Royal Government of Cambodia and the Socialist Republic of Vietnam on Bilateral Cooperation for Eliminating Trafficking in Women and Children and Assisting Victims of Trafficking - 10 October 2005
 - MOU on Cooperation against Trafficking in Persons in the Greater Mekong Sub-region - 29 October 2004
 - MOU between Cambodia and Thailand on Bilateral Cooperation in Eliminating Trafficking in Children and Women and Assisting Victims of Trafficking - 31 May 2003
 - MOU between Cambodia and Thailand on cooperation in the employment of workers – 31st May, 2003
 4. Domestic Guidelines and Agreements
 - Agreement on Guidelines for Practices and Cooperation between the Relevant Government Institutions and Victim Support Agencies in Cases of Human Trafficking - 6 February 2007
 - Agreement on Guidelines for Practices and Cooperation between the Relevant Government Institutions and Victim Support Agencies in Cases of Human Trafficking - 6 February 2007
 5. Bilateral agreements
 - MOU between Cambodia and Thailand (Thailand and Cambodia) on Bilateral Cooperation in Eliminating Trafficking in Children and Women and Assisting Victims of Trafficking 31 May 2003
 - MOU between Cambodia and Thailand (Thailand and Cambodia) on Cooperation in the Employment of Workers 31 May 2003
 - Cambodia-Thailand (Thailand-Cambodia) Extradition Agreement
 - Agreement between Cambodia and Vietnam on Bilateral Cooperation For Eliminating Trafficking In Women And Children And Assisting Victims Of Trafficking
 6. Multilateral Agreements and Initiatives
 - COMMIT Memorandum of Understanding on Cooperation Against Trafficking in Persons in the Greater Mekong Sub-region 29 October 2004

Annex 4: Table 1 - Homeland Migration Crosstabulation

		No Mig.	TH	VN	BM	BB	KCh	KChh	KSp	KT	KP	KD	KK	Kr	MD	OM	PL	PP	SV	PH	PS	PV	RT	SR	ST	SvR	TK	Do not know Mig.
Same town	Count	340	24	3	2	3	15	2	2	1	3	15	1	1	2	0	1	2	1	0	1	36	0	2	1	16	12	74
TH	Count	0	16	0	9	3	0	0	0	0	0	0	0	0	0	1	0	0	0	0	0	1	0	1	0	0	0	0
VN	Count	0	0	8	0	0	0	0	0	0	0	1	0	0	0	0	0	0	0	0	0	0	0	0	0	0	0	0
BM	Count	0	6	0	25	0	0	0	0	0	0	1	0	0	0	0	0	0	0	0	0	1	0	0	0	0	0	0
BB	Count	0	6	0	3	41	0	0	0	0	0	1	0	0	0	0	0	0	0	0	0	0	0	0	0	0	0	1
KCh	Count	0	1	0	0	0	56	2	0	0	1	0	0	0	0	0	1	1	0	0	0	0	0	0	0	0	0	3
KChh	Count	0	0	0	0	0	0	15	0	0	0	0	0	0	0	0	0	0	0	0	0	0	0	1	0	0	0	0
KSp	Count	0	0	0	0	0	0	0	25	0	0	0	0	0	0	0	0	0	0	0	0	0	0	0	0	0	0	1
KT	Count	0	2	0	0	1	0	0	0	15	0	0	0	0	0	0	0	1	1	0	0	0	0	0	0	0	0	1
KP	Count	0	0	0	0	0	0	0	0	0	21	1	0	0	0	0	0	0	0	0	0	0	0	0	0	0	0	0
KD	Count	0	0	0	0	0	0	3	0	0	1	86	0	0	0	0	0	0	0	0	0	0	0	0	0	0	0	2
KK	Count	0	0	0	1	0	0	0	0	0	0	0	8	0	0	0	0	0	0	0	0	0	0	0	0	0	0	0
Kr	Count	0	0	0	0	0	0	0	0	0	0	0	0	4	0	0	0	0	0	0	0	0	0	0	0	0	0	0
MD	Count	0	0	0	0	0	0	0	0	0	0	0	0	0	4	0	0	0	0	0	0	0	0	0	0	0	0	0
OM	Count	0	0	0	0	0	0	0	0	0	0	0	0	0	0	5	0	0	0	0	0	0	0	0	0	0	0	0
PL	Count	0	0	0	0	0	1	0	0	0	0	0	0	0	0	0	8	0	0	0	0	0	0	0	0	0	0	0
PP	Count	0	2	0	0	0	0	0	0	0	1	0	0	0	0	0	0	9	0	0	0	0	0	1	0	0	0	0
SV	Count	0	0	0	0	0	0	0	0	0	0	0	0	0	0	0	0	0	8	0	0	0	0	0	0	0	0	1
PH	Count	0	0	0	0	0	0	0	0	0	0	0	0	0	0	0	0	0	1	1	0	0	0	0	0	0	0	0
PS	Count	0	1	0	1	1	0	0	0	0	0	0	0	0	0	0	0	0	0	0	11	0	0	0	0	0	0	1
PV	Count	0	1	1	1	0	0	0	2	0	1	1	0	0	0	0	1	0	0	0	0	86	0	1	1	0	0	0
SR	Count	0	2	0	0	0	0	0	0	0	0	0	0	0	0	0	0	0	0	0	0	0	4	9	0	1	0	1
SvR	Count	0	0	0	0	0	1	0	0	0	0	1	0	0	0	0	0	0	0	0	0	1	0	0	0	28	0	0
TK	Count	0	1	0	0	1	0	0	0	0	0	0	0	0	0	0	0	0	0	0	0	1	0	1	0	1	47	0
Total	Count	340	62	12	42	50	73	22	29	16	28	107	9	5	6	6	11	13	10	1	12	126	5	15	2	46	59	85
number of individual mig./excl. homeland	Count	0	46	4	17	9	17	7	4	1	7	21	1	1	2	1	3	4	2	0	1	40	5	6	2	18	12	85
mig. without homeland	Count	0	3.6%	0.3%	1.3%	0.7%	1.3%	0.5%	0.3%	0.1%	0.5%	1.6%	0.1%	0.1%	0.2%	0.1%	0.2%	0.3%	0.2%	0.0%	0.1%	3.1%	0.4%	0.5%	0.2%	1.4%	0.9%	6.7%
mig. including first mig. from homeland	Count	27%	5%	1%	3%	4%	6%	2%	2%	1%	2%	8%	1%	0%	0%	1%	1%	1%	1%	0%	1%	10%	0%	1%	0%	4%	5%	7%

TH: Thailand	VN: Vietnam	BM: Banteay Meanchey	BB: Battambang	KCh: Kampong Cham	KChh: Kampong Chhnang	KSp: Kampong Speu	KT: Kampong Thom
KP: Kampot	KD: Kandal	PH: Preah Vihea	MD: Mondulakiri	OM: Oddar Meanchey	PL: Pailine	PP: Phnom Penh	SV: Sihanoukville
Kr: Kratie	PS: Pursat	PV: Prey Veng	RT: Ratanakiri	SR: Siem Reap	ST: Stung Treng	SvR: Svay Rieng	TK: Takeo

Annex 5: Table 2 - Homeland Migration Crosstabulation for Phnom Penh

		No Mig.	TH	VN	BM	BB	KCh	KChh	KSp	KT	KP	KD	KK	Kr	MD	PL	SV	PH	PS	PV	SR	ST	SvR	TK	Do not know Mig.
Same town	Count	151	0	1	1	0	13	2	2	1	1	13	0	1	1	1	1	0	1	34	2	1	12	10	63
TH	Count	0	1	0	1	1	0	0	0	0	0	0	0	0	0	0	0	0	0	0	1	0	0	0	0
VN	Count	0	0	8	0	0	0	0	0	0	0	1	0	0	0	0	0	0	0	0	0	0	0	0	0
BM	Count	0	2	0	6	0	0	0	0	0	0	1	0	0	0	0	0	0	0	1	0	0	0	0	0
BB	Count	0	1	0	0	12	0	0	0	0	0	1	0	0	0	0	0	0	0	0	0	0	0	0	0
KCh	Count	0	0	0	0	0	36	2	0	0	1	0	0	0	0	1	0	0	0	0	0	0	0	0	2
KChh	Count	0	0	0	0	0	0	12	0	0	0	0	0	0	0	0	0	0	0	0	1	0	0	0	0
KSp	Count	0	0	0	0	0	0	0	24	0	0	0	0	0	0	0	0	0	0	0	0	0	0	0	1
KT	Count	0	0	0	0	0	0	0	0	11	0	0	0	0	0	0	0	0	0	0	0	0	0	0	0
KP	Count	0	0	0	0	0	0	0	0	0	11	1	0	0	0	0	0	0	0	0	0	0	0	0	0
KD	Count	0	0	0	0	0	0	3	0	0	0	75	0	0	0	0	0	0	0	0	0	0	0	0	1
KK	Count	0	0	0	0	0	0	0	0	0	0	0	5	0	0	0	0	0	0	0	0	0	0	0	0
Kr	Count	0	0	0	0	0	0	0	0	0	0	0	0	4	0	0	0	0	0	0	0	0	0	0	0
MD	Count	0	0	0	0	0	0	0	0	0	0	0	0	0	4	0	0	0	0	0	0	0	0	0	0
PL	Count	0	0	0	0	0	1	0	0	0	0	0	0	0	0	4	0	0	0	0	0	0	0	0	0
SV	Count	0	0	0	0	0	0	0	0	0	0	0	0	0	0	0	6	0	0	0	0	0	0	0	0
PH	Count	0	0	0	0	0	0	0	0	0	0	0	0	0	0	0	0	1	0	0	0	0	0	0	0
PS	Count	0	1	0	1	1	0	0	0	0	0	0	0	0	0	0	0	0	4	0	0	0	0	0	0
PV	Count	0	0	1	1	0	0	0	2	0	1	1	0	0	0	1	0	0	0	78	1	1	0	0	0
SR	Count	0	0	0	0	0	0	0	0	0	0	0	0	0	0	0	0	0	0	0	9	0	1	0	0
SvR	Count	0	0	0	0	0	1	0	0	0	0	1	0	0	0	0	0	0	0	1	0	0	24	0	0
TK	Count	0	0	0	0	1	0	0	0	0	0	0	0	0	0	0	0	0	0	1	1	0	1	39	0
Total	Count	151	5	10	10	15	51	19	28	12	14	94	5	5	5	7	7	1	5	115	15	2	38	49	67
number of individual mig./excl. homeland	Count	0	4	2	4	3	15	7	4	1	3	19	0	1	1	3	1	0	1	37	6	2	14	10	67
mig. without homeland	Count		0.5%	0.2%	0.5%	0.4%	1.8%	0.9%	0.5%	0.1%	0.4%	2.3%	0.0%	0.1%	0.1%	0.4%	0.1%	0.0%	0.1%	4.5%	0.7%	0.2%	1.7%	1.2%	
mig. including first mig. from homeland	Count		0.6%	1.2%	1.2%	1.8%	6.2%	2.3%	3.4%	1.5%	1.7%	11.5%	0.6%	0.6%	0.6%	0.9%	0.9%	0.1%	0.6%	14.0%	1.8%	0.2%	4.6%	6.0%	

TH: Thailand

KP: Kampot

Kr: Kratie

VN: Vietnam

KD: Kandal

PS: Pursat

BM: Banteay Meanchey

PH: Preah Vihea

PV: Prey Veng

BB: Battambang

MD: Monduliri

RT: Ratanakiri

KCh: Kampong Cham

OM: Oddar Meanchey

SR: Siem Reap

KChh: Kampong Chhnang

PL: Pailine

ST: Stung Treng

KSp: Kampong Speu

PP: Phnom Penh

SvR: Svay Rieng

KT: Kampong Thom

SV: Sihanoukville

TK: Takeo

Annex 6: Table 3 - Homeland Migration Crosstabulation for Siem Reap

		No Mig.	TH	BM	BB	KCh	KT	KP	KD	OD	PL	PP	SV	PV	SvR	TK
Same town	Count	91	1	0	0	1	0	0	0	0	0	1	0	0	0	0
TH	Count	0	3	1	1	0	0	0	0	1	0	0	0	0	0	0
BM	Count	0	1	4	0	0	0	0	0	0	0	0	0	0	0	0
BB	Count	0	1	3	6	0	0	0	0	0	0	0	0	0	0	0
KCh	Count	0	1	0	0	6	0	0	0	0	0	0	0	0	0	0
KT	Count	0	0	0	1	0	4	0	0	0	0	1	1	0	0	0
KP	Count	0	0	0	0	0	0	1	0	0	0	0	0	0	0	0
KD	Count	0	0	0	0	0	0	0	4	0	0	0	0	0	0	0
OM	Count	0	0	0	0	0	0	0	0	4	0	0	0	0	0	0
PL	Count	0	0	0	0	0	0	0	0	0	1	0	0	0	0	0
PP	Count	0	0	0	0	0	0	0	0	0	0	4	0	0	0	0
SV	Count	0	0	0	0	0	0	0	0	0	0	0	1	0	0	0
PV	Count	0	0	0	0	0	0	0	0	0	0	0	0	3	0	0
SvR	Count	0	0	0	0	0	0	0	0	0	0	0	0	0	1	0
TK	Count	0	0	0	0	0	0	0	0	0	0	0	0	0	0	2
Total	Count	91	7	8	8	7	4	1	4	5	1	6	2	3	1	2
number of individual mig./excl. homeland	Count	0	4	4	2	1	0	0	0	1	0	2	1	3	0	0
mig. without homeland	Count		3%	3%	1%	1%	0%	0%	0%	1%	0%	1%	1%	2%	0%	0%
mig. including first mig. from homeland	Count		5.0%	5.8%	5.8%	5.0%	2.9%	0.7%	2.9%	3.6%	0.7%	4.3%	1.4%	2.2%	0.7%	1.4%

TH: Thailand **BM:** Banteay Meanchey **BB:** Battambang **KCh:** Kampong Cham **KT:** Kampong Thom
KP: Kampot **KD:** Kandal **OM:** Oddar Meanchey **PL:** Pailine **PP:** Phnom Penh
SV: Sihanoukville **PV:** Prey Veng **SvR:** Svay Rieng **TK:** Takeo

Annex 7: Table 4 - Homeland Migration Crosstabulation for Sihanoukville

		No Mig.	VN	BB	KCh	KSp	KP	KD	KK	PP	PV	SvR	TK
Same town	Count	9	2	0	1	0	2	2	1	1	2	2	1
BB	Count	0	0	2	0	0	0	0	0	0	0	0	0
KCh	Count	0	0	0	6	0	0	0	0	0	0	0	0
KSp	Count	0	0	0	0	1	0	0	0	0	0	0	0
KP	Count	0	0	0	0	0	7	0	0	0	0	0	0
KD	Count	0	0	0	0	0	1	6	0	0	0	0	0
KK	Count	0	0	0	0	0	0	0	2	0	0	0	0
PP	Count	0	0	0	0	0	1	0	0	1	0	0	0
TK	Count	0	0	0	0	0	0	0	0	0	0	0	2
Total	Count	9	2	2	7	1	11	8	3	2	2	2	3
number of individual mig./excl. homeland	Count	0	2	0	1	0	4	2	1	1	2	2	1
mig. without homeland	Count		4%	0%	2%	0%	8%	4%	2%	2%	4%	4%	2%
mig. including first mig. from homeland	Count		4%	4%	14%	2%	22%	16%	6%	4%	4%	4%	6%

VN: Vietnam

BB: Battambang

KP: Kampot

PV: Prey Veng

KCh: Kampong Cham

KK: Koh Kong

SvR: Svay Rieng

KSp: Kampong Speu

PP: Phnom Penh

Annex 8: Table 5 - Homeland Migration Crosstabulation for Poipet

		No Mig.	TH	BB	KCh	KChh	KT	KP	KD	MD	PP	SV	PS	PV	SR	SvR	TK	Do not know Mig.
Same town	Count	34	21	3	0	0	0	0	0	1	0	0	0	0	0	0	1	11
TH	Count	0	1	1	0	0	0	0	0	0	0	0	0	0	0	0	0	0
BB	Count	0	4	21	0	0	0	0	0	0	0	0	0	0	0	0	0	1
KCh	Count	0	0	0	8	0	0	0	0	0	1	0	0	0	0	0	0	1
KChh	Count	0	0	0	0	3	0	0	0	0	0	0	0	0	0	0	0	0
KT	Count	0	2	0	0	0	3	0	0	0	0	0	0	0	0	0	0	1
KP	Count	0	0	0	0	0	0	2	0	0	0	0	0	0	0	0	0	0
KD	Count	0	0	0	0	0	0	0	2	0	0	0	0	0	0	0	0	1
PP	Count	0	2	0	0	0	0	0	0	0	2	0	0	0	1	0	0	0
SV	Count	0	0	0	0	0	0	0	0	0	0	2	0	0	0	0	0	1
PS	Count	0	0	0	0	0	0	0	0	0	0	0	8	0	0	0	0	1
PV	Count	0	1	0	0	0	0	0	0	0	0	0	0	5	0	0	0	0
SR	Count	0	2	0	0	0	0	0	0	0	0	0	0	0	4	0	0	1
SvR	Count	0	0	0	0	0	0	0	0	0	0	0	0	0	0	3	0	0
TK	Count	0	0	0	0	0	0	0	0	0	0	0	0	0	0	0	3	0
Total	Count	34	33	25	8	3	3	2	2	1	3	2	8	5	5	3	4	18
number of individual mig./excl. homeland	Count	0	32	4	0	0	0	0	0	1	1	0	0	0	1	0	1	
mig. without homeland	Count	0%	19%	2%	0%	0%	0%	0%	0%	1%	1%	0%	0%	0%	1%	0%	1%	
mig. including first mig. from homeland	Count		20%	15%	5%	2%	2%	1%	1%	1%	2%	1%	5%	3%	3%	2%	2%	

TH: Thailand

MD: Mondulhiri

SvR: Svay Rieng

BB: Battambang

PP: Phnom Penh

TK: Takeo

KCh: Kampong Cham

SV: Sihanoukville

KChh: Kampong Chhnang

PS: Pursat

KP: Kampot

PV: Prey Veng

KD: Kandal

SR: Siem Reap

Annex 9: Table 6 - Homeland Migration Crosstabulation for Battambang

		No Mig.	TH	BM	KK	OM	PL	PV	TK
Same town	Count	15	2	1	0	0	0	0	0
TH	Count	0	11	7	0	0	0	1	0
BM	Count	0	3	13	0	0	0	0	0
KK	Count	0	0	1	1	0	0	0	0
OM	Count	0	0	0	0	1	0	0	0
PL	Count	0	0	0	0	0	3	0	0
TK	Count	0	1	0	0	0	0	0	1
Total	Count	15	17	22	1	1	3	1	1
number of individual mig./excl. homeland	Count	0	6	9	0	0	0	1	0
mig. without homeland	Count	0%	12%	18%	0%	0%	0%	2%	0%
mig. including first mig. from homeland	Count	0	35%	45%	2%	2%	6%	2%	2%

TH: Thailand

BM: Banteay Meanchey

KK: Koh Kong

OM: Oddar Meanchey

PL: Pailine

PV: Prey Veng

TK: Takeo

Annex 10: Table 7 - Homeland Migration Crosstabulation for Neak Loeung

		No Mig.	BM	KD	PP	SVR
Same town	Count	40	0	0	0	2
BM	Count	0	2	0	0	0
KD	Count	0	0	1	0	0
PP	Count	0	0	0	2	0
Total	Count	40	2	1	2	2
number of individual mig./excl. homeland	Count	0	0	0	0	2
mig. without homeland	Count	0%	0%	0%	0%	4%
mig. including first mig. from homeland	Count	0%	4%	2%	4%	4%

BM: Banteay Meanchey

KD: Kandal

PP: Phnom Penh

SVR: Svay Reang

REFERENCES

1. AI (2012) *URGENT ACTION VICTIMS OF FORCED EVICTION DETAINED* available UA: 7/12 Index: ASA 23/002/2012 Cambodia
2. Burkart, Jo Ann (2009) *Rebuilding education system, one teacher at a time*
3. CARE (2011) *Drowning in Debt - The impact of the 2011 Cambodia floods on household debt*
4. CCHR (2010) *Human trafficking trials in Cambodia*
5. Cidri (2007) *Youth Migration and Urbanisation in Cambodia*, Working Paper 36 November
6. CNCW (nd) *Final summary report on activities of the Cambodian National Council for Women (CNCW) in 2010 and directives for 2011*
7. Cruz A., Ratana L. (2007) *Mapping & costing current programmes targeting the worst forms of child labour*
8. Friends-International (2009) *Cambodian street children profile*
9. Friends-International (2008) *Cambodian street children profile*
10. HRW (2010a) *Off the streets arbitrary detention and other abuses against sex workers in Cambodia*
11. HRW (2010b) *Skin on the cable, the illegal arrest, arbitrary detention and torture of people who use drugs in Cambodia*
12. IOM (2010) *Analyzing the impact of remittances from Cambodian migrant workers in Thailand on local communities in Cambodia.*
13. Licadho (2002) *Prison: Innocent Prisoners*, A LICADHO report on the rights of children growing up in prisons
14. Licadho (2011) *Beyond capacity 2011: a progress report on Cambodia's exploding prison population*
Ministry of Education, Youth and Sport (2005) *Education strategic plan 2006-2010*
15. Ministry of Health (2010) *Cambodia demographic and health survey – Key findings*
16. Ministry of Social affair, Veteran and Youth (2011) *With the Best Intentions. A Study of Attitudes Towards Residential Care in Cambodia*
17. Ministry of Women's Affair (2008) *A fair share for women Cambodian Gender Assessment 2008*
18. Ministry of Interior (nd) *Safety village commune/Sangkat Policy Guideline*
19. NAA (2010) *Cambodia country progress report, Monitoring the Progress towards the Implementation of the Declaration of Commitment on HIV and AIDS*
20. NACD (2009) *Assessment of drug demand and harm reduction services in Cambodia: A service mapping and needs assessment*
21. Royal Government of Cambodia (nd) *2nd and 3rd Report on the implementation of the Convention on the Rights of child in Cambodia 2000-2007*
22. Royal Government of Cambodia (2012) *Achieving Cambodia's millennium development goals*
23. UN (2011) UN Cambodia 2011 Flood Situation Report #8 available at http://un.org.kh/index.php?option=com_content&view=article&id=521:un-situation-report-8&catid=63:2011-floods&Itemid=118
24. UNCT UN Country Team (2010) *Joint statement* at <http://www.unodc.org/eastasiaandpacific/en/2012/03/>

detention-centers/story.htm

25. UNODC (nd) *Cambodia community-based drug treatment project expands to two more provinces*, available at <http://www.unodc.org/eastasiaandpacific/en/cambodia/2012/06/cbtx-two-provinces/story.html>
26. UNODC (2010) *Patterns and trends of Amphetamine-Type stimulants and other drugs: Asia and the Pacific 2010*
27. UNDP (2010) *The socioeconomic impact of HIV at the household level in Cambodia*
28. UNDP (2011a) *Human Capital Implications Of Future Economic Growth In Cambodia: Elements of a Suggested Roadmap*
29. UNDP (2011b) *Human Development Report 2011 Sustainability and Equity: A Better Future for All*
30. UNICEF (n.d.a) *Child protection* at http://www.unicef.org/cambodia/12961_12992.html
31. UNICEF (n.d.b) *Justice for children* available at http://www.unicef.org/cambodia/12961_13751.html
32. UNICEF (n.d.c) *Justice for children: detention as a last resort*
33. UNICEF (2010) *Getting it right*
34. US Government (2011) *Human Trafficking report*
35. USA (2009) *Report on Worst Forms of Child Labor*
36. USAID (2011) *A gender analysis of the Cambodian health sector*
37. VSO (2011) *Teaching Matters: a policy report on the motivation and morale of teachers in Cambodia*
38. World Bank (2009), *Sustaining rapid growth in a challenging environment -Cambodia Country Economic Memorandum*
39. World Vision Cambodia (2005) *How and why we work: child workers in the Informal Economy In Phnom Penh and Battambang*

Cambodian Street Children Network 2011



Friends-International:

House 71 Street 174, P.O Box 597, Phnom Penh
Kingdom of Cambodia

T (855) 23 986 601 **E** info@friends-international.org
www.friends-international.org