

**VOLUME VIII**

**ISSN 1908-0425**

# **2010 ANNUAL SURVEY OF PHILIPPINE BUSINESS AND INDUSTRY**



## **TRANSPORTATION AND STORAGE**



Republic of the Philippines  
**NATIONAL STATISTICS OFFICE**  
Manila

# **2010 ANNUAL SURVEY OF PHILIPPINE BUSINESS AND INDUSTRY**

## **TRANSPORTATION AND STORAGE**



Republic of the Philippines  
**NATIONAL STATISTICS OFFICE**  
Manila



**REPUBLIC OF THE PHILIPPINES**

*His Excellency*

**PRESIDENT BENIGNO SIMEON C. AQUINO III**



**NATIONAL STATISTICS OFFICE**

**CARMELITA N. ERICTA**

*Administrator*

**PAULA MONINA G. COLLADO**

*Deputy Administrator*

**ISSN 1908 - 0425**

## FOREWORD

This volume contains the final results of the **2010 Annual Survey of Philippine Business and Industry (ASPBI)** for Section H (**Transportation and Storage**). The 2010 ASPBI was conducted in April 2011 with the year 2010 as the reference period of data, except for employment which is as of November 15, 2010.

Statistics on the number of establishments, employment, compensation, revenue, cost, fixed assets, capital expenditures, inventories, and value added are presented by region and industry sub-class for establishments with total employment of 20 and over. Furthermore, statistics for all establishments and establishments with total employment of less than 20 are presented at the national level by industry sub-class for easy reference of data users. Information contained in this report will be useful to government and non-government agencies in formulating and implementing economic plans and programs.

This Office acknowledges with sincere thanks and appreciation the cooperation of reporting establishments.



CARMELITA N. ERICTA  
Administrator

Manila, Philippines  
April 2013

## Table of Contents

|                                       | Page    |
|---------------------------------------|---------|
| <b>FOREWORD .....</b>                 | iii     |
| <b>EXPLANATORY TEXT.....</b>          | xiii    |
| Introduction.....                     | xiii    |
| Uses of Survey Data.....              | xiv     |
| ASPBI Slogan and Logo.....            | xv      |
| Legal Authority.....                  | xv      |
| Scope and Coverage.....               | xvi     |
| Unit of Enumeration.....              | xvii    |
| Survey Design.....                    | xviii   |
| Classification of Establishment ..... | xviii   |
| Frame of Establishments .....         | xx      |
| Sampling Design .....                 | xxi     |
| Sampling Units .....                  | xxi     |
| Sampling Domain .....                 | xxii    |
| Sample Size .....                     | xxv     |
| Sampling Allocation .....             | xxvii   |
| Sample Selection .....                | xxix    |
| Estimation Procedure .....            | xxix    |
| Questionnaire Design .....            | xxxii   |
| Reference Period .....                | xxxiv   |
| Survey Operations .....               | xxxiv   |
| Preparatory Activities.....           | xxxiv   |
| Training.....                         | xxxv    |
| Field Operations.....                 | xxxv    |
| Data Processing.....                  | xxxvi   |
| Tabulation .....                      | xxxvii  |
| Dissemination .....                   | xxxviii |
| Response Rate .....                   | xl      |
| Concepts and Definitions .....        | xli     |
| Kinds of Establishment .....          | xliii   |
| Symbols and Abbreviations .....       | xlv     |

|  | <b>Page</b> |
|--|-------------|
| <b>BRIEF ANALYSIS.....</b>   | xlvi        |
| <b>Table</b>   |             |
| A Summary Statistics for Transportation and Storage Establishments for All Employment Sizes by Industry Group: Philippines, 2010.....  | li          |
| B Summary Statistics for Transportation and Storage Establishments with Total Employment of 20 and Over by Region and Industry Sub-Class: Philippines, 2010.....   | lii         |
| C Summary Statistics for Transportation and Storage Establishments for Total Employment of Less Than 20 by Industry Sub-Class: Philippines, 2010.....  | liii        |
| D Summary Statistics for Transportation and Storage Establishments for All Employment Sizes by Industry Group: Philippines, 2010.....  | liv         |
| R Selected Indicators for Transportation and Storage Establishments for All Employment Sizes by Industry Group: Philippines, 2010.....   | lv          |
| R1 Selected Indicators for Transportation and Storage Establishments with Total Employment of 20 and Over Industry Group: Philippines, 2010.....   | lv          |
| R2 Selected Indicators for Transportation and Storage Establishments for Total Employment of Less Than 20 by Industry Group: Philippines, 2010   | lvi         |
| <b>STATISTICAL TABLES FOR ALL EMPLOYMENT SIZES: 2010</b>   |             |
| <b>National Tables</b>   |             |
| 1 Summary Statistics for Transportation and Storage Establishments for All Employment Sizes by Industry Sub-Class: Philippines, 2010.....  | 3           |
| 2 Number of Establishments and Employment by Type and Sex of Worker for Transportation and Storage Establishments for All Employment Sizes by Industry Sub-Class: Philippines, 2010.....                     | 7           |
| 3 Number of Establishments and Compensation, Separation and Retirement Pay of Employees for Transportation and Storage Establishments for All Employment Sizes by Industry Sub-Class: Philippines, 2010..... | 9           |
| 4 Number of Establishments and Revenue by Type for Transportation and Storage Establishments for All Employment Sizes by Industry Sub-Class: Philippines, 2010.....  | 11          |
| 4.1 Number of Establishments and Revenue from Main Activity by Type of Transaction for Transportation and Storage Establishments for All Employment Sizes by Industry Sub-Class: Philippines, 2010.....      | 15          |

# Table of Contents – Continued

|   | <b>Page</b> |
|---|-------------|
| 4.2 Number of Establishments and Value of Non-Industrial Services Done for Others by Type for Transportation and Storage Establishments for All Employment Sizes by Industry Sub-Class: Philippines, 2010.....              | 17          |
| 5 Number of Establishments and Cost by Type for Transportation and Storage Establishments for All Employment Sizes by Industry Sub-Class: Philippines, 2010.....  | 19          |
| 5.1 Number of Establishments and Cost of Industrial Services Done by Others by Type for Transportation and Storage Establishments for All Employment Sizes by Industry Sub-Class: Philippines, 2010.....                    | 25          |
| 5.2 Number of Establishments and Cost of Non-Industrial Services Done by Others by Type for Transportation and Storage Establishments for All Employment Sizes by Industry Sub-Class: Philippines, 2010.....                | 27          |
| 6 Number of Establishments and Capital Expenditures by Type of Tangible Fixed Assets for Transportation and Storage Establishments for All Employment Sizes by Industry Sub-Class: Philippines, 2010.....                   | 29          |
| 6.1 Number of Establishments and Capital Expenditures for Directly Imported Tangible Fixed Assets for Transportation and Storage Establishments for All Employment Sizes by Industry Sub-Class: Philippines, 2010.....      | 33          |
| 6.2 Number of Establishments and Capital Expenditures for Tangible Fixed Assets by Mode of Acquisition for Transportation and Storage Establishments for All Employment Sizes by Industry Sub-Class: Philippines, 2010..... | 35          |
| 6.3 Number of Establishments and Capital Expenditures for Intangible Assets by Type for Transportation and Storage Establishments for All Employment Sizes by Industry Sub-Class: Philippines, 2010.....                    | 37          |
| 7 Number of Establishments and Gross Additions to Tangible Fixed Assets for Transportation and Storage Establishments for All Employment Sizes by Industry Sub-Class: Philippines, 2010.....                                | 39          |
| 7.1 Number of Establishments and Sale of Tangible Fixed Assets by Type for Transportation and Storage Establishments for All Employment Sizes by Industry Sub-Class: Philippines, 2010.....                                 | 41          |
| 7.2 Number of Establishments and Losses and Damages to Tangible Fixed Assets by Type for Transportation and Storage Establishments for All Employment Sizes by Industry Sub-Class: Philippines, 2010.....                   | 45          |
| 8 Number of Establishments and Book Value by Type of Tangible Fixed Assets for Transportation and Storage Establishments All Employment Sizes by Industry Sub-Class: Philippines, 2010.....                                 | 49          |

Table of Contents – Continued

|   |   | <b>Page</b> |
|---|---|-------------|
| 8.1   | Number of Establishments and Book Value of Intangible Assets by Type for Transportation and Storage Establishments for All Employment Sizes by Industry Sub-Class: Philippines, 2010.....   | 53          |
| 9   | Number of Establishments and Value of Inventories for Transportation and Storage Establishments for All Employment Sizes by Industry Sub-Class: Philippines, 2010.....  | 55          |
| 10  | Number of Reporting Establishments and Nationality with Highest Capital Participation Rate as of December 31 for Transportation and Storage Establishments for All Employment Sizes by Industry Sub-Class: Philippines, 2010      | 59          |
| <b>STATISTICAL TABLES FOR ESTABLISHMENTS WITH TOTAL EMPLOYMENT OF 20 AND OVER: 2010</b> |   |             |
| <b>National and Regional Tables</b>   |   |             |
| 1a  | Summary Statistics for Transportation and Storage Establishments with Total Employment of 20 and Over by Region and Industry Sub-Class: Philippines, 2010 .....   | 65          |
| 2a  | Number of Establishments and Employment by Type and Sex of Worker for Transportation and Storage Establishments with Total Employment of 20 and Over by Region and Industry Sub-Class: Philippines, 2010.....                     | 80          |
| 3a  | Number of Establishments and Compensation, Separation and Retirement Pay of Employees for Transportation and Storage Establishments with Total Employment of 20 and Over by Region and Industry Sub-Class: Philippines, 2010..... | 87          |
| 4a  | Number of Establishments and Revenue by Type for Transportation and Storage Establishments with Total Employment of 20 and Over by Region and Industry Sub-Class: Philippines, 2010.....  | 95          |
| 4a.1  | Number of Establishments and Revenue from Main Activity by Type for Transportation and Storage Establishments with Total Employment of 20 and Over by Region and Industry Sub-Class: Philippines, 2010..                          | 111         |
| 4a.2  | Number of Establishments and Value of Non-Industrial Services Done for Others by Type for Transportation and Storage Establishments with Total Employment of 20 and Over by Region and Industry Sub-Class: Philippines, 2010..... | 118         |

Table of Contents – Continued

|   | <b>Page</b> |
|---|-------------|
| 5a Number of Establishments and Cost by Type for Transportation and Storage Establishments with Total Employment of 20 and Over by Region and Industry Sub-Class: Philippines, 2010.....  | 125         |
| 5a.1 Number of Establishments and Cost of Industrial Services Done By Others by Type for Transportation and Storage Establishments with Total Employment of 20 and Over by Region and Industry Sub-Class: Philippines, 2010.....                    | 148         |
| 5a.2 Number of Establishments and Cost of Non-Industrial Services Done by Others by Type for Transportation and Storage Establishments with Total Employment of 20 and Over by Region and Industry Sub-Class: Philippines, 2010.....                | 155         |
| 6a Number of Establishments and Capital Expenditures by Type of Tangible Fixed Assets for Transportation and Storage Establishments with Total Employment of 20 and Over by Region and Industry Sub-Class: Philippines, 2010.....                   | 162         |
| 6a.1 Number of Establishments and Capital Expenditures for Directly Imported Tangible Fixed Assets for Transportation and Storage Establishments with Total Employment of 20 and Over by Region and Industry Sub-Class: Philippines, 2010 .....     | 177         |
| 6a.2 Number of Establishments and Capital Expenditures for Tangible Fixed Assets by Mode of Acquisition for Transportation and Storage Establishments with Total Employment of 20 and Over by Region and Industry Sub-Class: Philippines, 2010..... | 185         |
| 6a.3 Number of Establishments and Capital Expenditures for Intangible Assets by Type for Transportation and Storage Establishments with Total Employment of 20 and Over by Region and Industry Sub-Class: Philippines, 2010.....                    | 193         |
| 7a Number of Establishments and Gross Additions to Tangible Fixed Assets for Transportation and Storage Establishments with Total Employment of 20 and Over by Region and Industry Sub-Class: Philippines, 2010.....                                | 201         |
| 7a.1 Number of Establishments and Sale of Tangible Fixed Assets by Type for Transportation and Storage Establishments with Total Employment of 20 and Over by Region and Industry Sub-Class: Philippines, 2010.....                                 | 208         |
| 7a.2 Number of Establishments and Losses and Damages to Tangible Fixed Assets by Type for Transportation and Storage Establishments with Total Employment of 20 and Over by Region and Industry Sub-Class: Philippines, 2010.....                   | 222         |

Table of Contents – Continued

|  |  | <b>Page</b> |
|--|--|-------------|
| 8a   | Number of Establishments and Book Value by Type of Tangible Fixed Assets for Transportation and Storage Establishments with Total Employment of 20 and Over by Region and Industry Sub-Class: Philippines, 2010.....                                     | 236         |
| 8a.1   | Number of Establishments and Value of Intangible Assets by Type for Transportation and Storage Establishments with Total Employment of 20 and Over by Region and Industry Sub-Class: Philippines, 2010 .....   | 251         |
| 9a   | Number of Establishments and Value of Inventories for Transportation and Storage Establishments with Total Employment of 20 and Over by Region and Industry Sub-Class: Philippines, 2010.....  | 259         |
| 10a  | Number of Reporting Establishments and Nationality with Highest Capital Participation Rate as of December 31 for Transportation and Storage Establishments with Total Employment of 20 and Over by Region and Industry Sub-Class: Philippines, 2010..... | 275         |
| <b>STATISTICAL TABLES FOR ESTABLISHMENTS WITH TOTAL EMPLOYMENT OF LESS THAN 20: 2010</b> |  |             |
| <b>National Tables</b>   |  | <b>Page</b> |
| 1b   | Summary Statistics for Transportation and Storage Establishments with Total Employment of Less Than 20 by Industry Sub-Class: Philippines, 2010.....   | 293         |
| 2b   | Number of Establishments and Employment by Type and Sex of Worker for Transportation and Storage Establishments with Total Employment of Less Than 20 by Industry Sub-Class: Philippines, 2010   | 295         |
| 3b   | Number of Establishments and Compensation, Separation and Retirement Pay of Employees for Transportation and Storage Establishments With Total Employment of Less Than 20 by Industry Sub-Class: Philippines, 2010.....                                  | 296         |
| 4b   | Number of Establishments and Revenue by Type for Transportation and Storage Establishments with Total Employment of Less Than 20 by Industry Sub-Class: Philippines, 2010.....   | 297         |
| 4b.1   | Number of Establishments and Revenue from Main Activity by Type for Transportation and Storage Establishments with Total Employment of Less Than 20 by Industry Sub-Class: Philippines, 2010.....  | 299         |
| 4b.2   | Number of Establishments and Value of Non-Industrial Services Done for Others by Type for Transportation and Storage Establishments with Total Employment of Less Than 20 by Industry Sub-Class: Philippines, 2010.....                                  | 300         |

Table of Contents – Continued

|  | <b>Page</b> |
|--|-------------|
| 5b Number of Establishments and Cost by Type for Transportation and Storage Establishments with Total Employment of Less Than 20 by Industry Sub-Class: Philippines, 2010 .....  | 301         |
| 5b.1 Number of Establishments and Cost of Industrial Services Done by Others by Type for Transportation and Storage Establishments with Total Employment of Less Than 20 by Industry Sub-Class: Philippines, 2010.....                       | 304         |
| 5b.2 Number of Establishments and Cost of Non-Industrial Services Done by Others by Type for Transportation and Storage Establishments with Total Employment of Less Than 20 by Industry Sub-Class: Philippines, 2010.....                   | 305         |
| 6b Number of Establishments and Capital Expenditures by Type of Tangible Fixed Assets for Transportation and Storage Establishments with Total Employment of Less Than 20 by Industry Sub-Class: Philippines, 2010.....                      | 306         |
| 6b.1 Number of Establishments and Capital Expenditures for Directly Imported Tangible Fixed Assets by Type for Transportation and Storage Establishments with Total Employment of Less Than 20 by Industry Sub-Class: Philippines, 2010..... | 308         |
| 6b.2 Number of Establishments and Capital Expenditures for Tangible Fixed Assets by Mode of Acquisition for Transportation and Storage Establishments with Total Employment of Less Than 20 by Industry Sub-Class: Philippines, 2010.....    | 309         |
| 6b.3 Number of Establishments and Capital Expenditures for Intangible Assets by Type for Transportation and Storage Establishments with Total Employment of Less Than 20 by Industry Sub-Class: Philippines, 2010.....                       | 310         |
| 7b Number of Establishments and Gross Additions to Tangible Fixed Assets for Transportation and Storage Establishments with Total Employment of Less Than 20 by Industry Sub-Class: Philippines, 2010....                                    | 311         |
| 7b.1 Number of Establishments and Sale of Tangible Fixed Assets by Type for Transportation and Storage Establishments with Total Employment of Less Than 20 by Industry Sub-Class: Philippines, 2010....                                     | 312         |
| 7b.2 Number of Establishments and Losses and Damages to Tangible Fixed Assets by Type for Transportation and Storage Establishments with Total Employment of Less Than 20 by Industry Sub-Class: Philippines, 2010.....                      | 314         |

## Table of Contents – Concluded

|                       |  | <b>Page</b> |
|-----------------------|--|-------------|
| 8b                    | Number of Establishments and Book Value by Type of Tangible Fixed Assets for Transportation and Storage Establishments with Total Employment of Less Than 20 by Industry Sub-Class: Philippines, 2010  | 316         |
| 8b.1                  | Number of Establishments and Book Value of Intangible Assets by Type for Transportation and Storage Establishments with Total Employment of Less Than 20 by Industry Sub-Class: Philippines, 2010  | 318         |
| 9b                    | Number of Establishments and Value of Inventories for Transportation and Storage Establishments with Total Employment of Less Than 20 by Industry Sub-Class: Philippines, 2010.....  | 319         |
| 10b                   | Number of Reporting Establishments and Nationality with Highest Capital Participation Rate as of December 31 for Transportation and Storage Establishments with Total Employment of Less Than 20 by Industry Sub-Class: Philippines, 2010..... | 321         |
| <br><b>APPENDICES</b> |  |             |
| <b>Appendix 1</b>     | ASPBI Form No. 5 Questionnaire.....  | 325         |
| <b>Appendix 2</b>     | 2010 ASPBI: Sampling Rates by Industry and Employment Stratum.....   | 337         |
| <b>Appendix 3</b>     | 2010 ASPBI Technical Working Groups .....  | 339         |

## EXPLANATORY TEXT

### INTRODUCTION

The Annual Survey of Philippine Business and Industry (ASPBI) is one of the designated statistical activities of the National Statistics Office (NSO). It is a nationwide undertaking designed to collect and generate information on the levels, structure, and trends of economic activities in the entire country. The 2010 ASPBI was conducted in 2011 with 2010 as reference year.

The 2009 Philippine Standard Industrial Classification (PSIC) was adopted for the first time in this survey round. This is the latest version of the industry classification in the country released by the NSCB after the 1994 PSIC was amended in 2002. It conforms with the International Standard Industrial Classification (ISIC) Revision 4 prescribed by the United Nations, but with modifications to suit national situation and requirement. The PSIC is a statistical classification of all economic activities, designed as a guide and a comprehensive framework for securing uniformity and comparability of both the government and private sectors. With the adoption of the 2009 PSIC, the ASPBI now covered 18 out of the 21 sectors of the Philippine economy, as compared to 14 out of 17 in the 1994 PSIC.

Presented in Table 1 are the series of each sector included in the annual surveys of establishments.

TABLE 1 Survey Series by Sector

| Sector  | N <sup>th</sup> Series | Sector  | N <sup>th</sup> Series |
|---|------------------------|---|------------------------|
| Agriculture, Forestry and Fishing <sup>1/</sup>                                   | 17 <sup>th</sup>       | Information and Communication <sup>2/</sup>                   | 28 <sup>th</sup>       |
| Mining and Quarrying  | 27 <sup>th</sup>       | Financial and Insurance Activities                            | 28 <sup>th</sup>       |
| Manufacturing   | 41 <sup>st</sup>       | Real Estate Activities <sup>3/</sup>                          | 28 <sup>th</sup>       |
| Electricity, Gas, Steam and Air Conditioning Supply                               | 27 <sup>th</sup>       | Professional, Scientific and Technical Services <sup>3/</sup> | 28 <sup>th</sup>       |
| Water Supply, Sewerage, Waste Management and Remediation Activities <sup>2/</sup> | 1 <sup>st</sup>        | Administrative and Support Service Activities <sup>3/</sup>   | 28 <sup>th</sup>       |
| Construction  | 27 <sup>th</sup>       | Education   | 28 <sup>th</sup>       |
| Wholesale and Retail Trade, Repair of Motor Vehicles and Motorcycles              | 32 <sup>nd</sup>       | Human Health and Social Work Activities                       | 28 <sup>th</sup>       |

*Continued*

**TABLE 1 – Concluded**

| Sector  | N <sup>th</sup> Series | Sector   | N <sup>th</sup> Series |
|---|------------------------|--|------------------------|
| Transportation and Storage                              | 27 <sup>th</sup>       | Arts, Entertainment and Recreation <sup>4/</sup> | 28 <sup>th</sup>       |
| Accommodation and Food Service Activities <sup>5/</sup> | 28 <sup>th</sup>       | Other Service Activities <sup>4/</sup>           | 28 <sup>th</sup>       |

**Notes:**<sup>1/</sup> Fishing was combined in this sector<sup>2/</sup> Newly created sectors<sup>3/</sup> Activities separated from 1994 PSIC, Major Division K (Real Estate, renting and business activities)<sup>4/</sup> Activities separated from 1994 PSIC, Major Division O (Other Community, Social and Personal Service Activities)<sup>5/</sup> Formerly Hotels and Restaurants in the 1994 PSIC**Uses of Survey Data**

Data collected from the 2010 ASPBI constitute bases upon which the government and the private sector can formulate policies and evolve economic development plans.

Specifically, the survey results are used in:

- constructing national and regional income accounts of the Philippine economy
- formulating development strategies and monitoring plans/policies in the attainment of national and regional goals
- determining and comparing regional economic structure and performance
- valuating conditions of the economy, employment and income perspective in order to make more informed decisions
- evaluating business options, assessing opportunities for new investments and estimating market shares of industries
- providing updates for the frame of establishments.

## ASPBI Slogan and Logo

*Providing Statistics for a Globally Competitive Economy* is the slogan of the census/survey of establishments since the 2000 Census of Philippine Business and Industry. Along with the slogan is the logo shown below.



The logo, which is a stylistic representation of the Filipino flag, capsulizes the objectives of the 2010 ASPBI.

The golden sun represents the vision of hope which reaches out like the sun's rays for the improvement of the quality of life of all Filipinos; the red chart, the desired trend of the country's economic progress; the white building, the businesses and industries that propel the growth of the economy; while the blue background symbolizes the cooperation between and among the data providers, data producers and data users.

## LEGAL AUTHORITY

The conduct of the 2010 ASPBI was undertaken by authority of the following legislative acts and presidential directives:

- Commonwealth Act No. 591 An Act to Create the Bureau of the Census and Statistics to consolidate statistical activities of the government therein which was approved on August 19, 1940. This empowers the Bureau, among other things, to prepare for and undertake all censuses of population, agriculture, industry and commerce.

### Penalty Clause

Section 3 of the Commonwealth Act No. 591 states that:

"... Any person who fails or refuses to accomplish, mail or deliver such questionnaire or form received by him to the Bureau of the Census and Statistics...or any person who in accomplishing any such questionnaire or form, knowingly gives data or information which shall prove to be materially untrue in any particular, or any person who signs such questionnaire or form after it has been accomplished in the knowledge that it is untrue in any particular shall upon conviction, be punished ..."

### Confidentiality of Information

Section 4 of the Commonwealth Act No. 591 states that:

"Data furnished the Bureau of the Census and Statistics by an individual, corporation, partnership, institution or business enterprise shall not be used as evidence in any court or in any public office either as evidence for or against the individual, corporation, association, partnership, institution or business enterprise from whom such data emanates; nor shall such data or information be divulged to any person except authorized employees of the Bureau of the Census and Statistics, acting in the performance of their duties; nor shall data be published except in the form of summaries or statistical tables in which no reference to an individual, corporation, association, partnership, institution, or

business enterprise shall appear. Any person violating the provisions of this section shall, upon conviction, be punished by a fine of not more than six hundred pesos or by imprisonment for not more than six months, or by both.”

- Presidential Decree No. 418 dated March 20, 1974 reconstituted the Bureau of the Census and Statistics as a new agency to be known as the National Census and Statistics Office (NCSO), under the administrative supervision of the National Economic Development Authority (NEDA).
- Executive Order No. 121 Reorganization Act of the Philippine Statistical System, dated August 4, 1987 renamed the National Census and Statistics Office (NCSO) to National Statistics Office which shall be the major statistical agency responsible for generating general purpose statistics and undertaking such censuses and surveys.
- Executive Order 352 Designation of Statistical Activities that will generate critical data for decision-making by the Government and the Private Sector, dated July 1, 1996.
- Executive Order 5 **Strengthening** the National Statistics Office, dated July 29, 1998.

## SCOPE AND COVERAGE

The 2010 ASPBI is a nationwide undertaking confined to the formal sector of the economy and as such excludes the informal sector. The following comprise the formal sector:

1. Corporations and partnerships
2. Cooperatives and foundations
3. Single proprietorship with employment of 10 or more
4. Single proprietorship with branches

Starting with the 2006 Census of Philippine Business and Industry and thereafter, all establishment censuses and surveys conducted by NSO cover only the formal sector. The decision to include only the formal sector was based on the contribution of this group to the value added of the major sectors. In particular, the 2003 and 2005 ASPBI results showed that the contribution of the formal sector was at least 50 percent of value added. In 11 of the 14 sectors, value added of the formal sector ranged from 80 to 100 percent of the total.

Another consideration was the quality of the survey frame. The survey frame was extracted from the List of Establishments (LE). The series of updating operations since 1999 focused more on the updating of the formal sector. Budgetary constraint was the reason why coverage was limited to these economic units.

The absence of a clear delineation between household operated activities and businesses was one of the problems encountered in the creation of the frame. Limiting the coverage of the survey to the formal sector clearly defines the units in the survey frame.

Thus, the 2010 ASPBI covered only the following economic units:

- All establishments with total employment (TE) of 10 and over, and

- All establishments with TE of less than 10, except those establishments with Legal Organization = 1 (single proprietorship) and Economic Organization = 1 (single establishment), that are engaged in economic activities classified according to the 2009 Philippine Standard Industrial Classification (PSIC).

Listed below are the economic activities within the scope of the 2010 ASPBI.

TABLE 2 Scope of the 2010 ASPBI

| Industry Code | Economic Activity  | Industry Code | Economic Activity                                 |
|---------------|--|---------------|---|
| A             | Agriculture, Forestry and Fishing                                    | J             | Information and Communication                     |
| B             | Mining and Quarrying   | K             | Financial and Insurance Activities                |
| C             | Manufacturing  | L             | Real Estate Activities                            |
| D             | Electricity, Gas, Steam, and Air Conditioning Supply                 | M             | Professional, Scientific and Technical Activities |
| E             | Water Supply; Sewerage, Waste Management and Remediation Activities  | N             | Administrative and Support Service Activities     |
| F             | Construction   | P             | Education   |
| G             | Wholesale and Retail Trade; Repair of Motor Vehicles and Motorcycles | Q             | Human Health and Social Work Activities           |
| H             | Transportation and Storage   | R             | Arts, Entertainment, and Recreation               |
| I             | Accommodation and Food Service Activities                            | S             | Other Service Activities                          |

## UNIT OF ENUMERATION

The unit of enumeration in the 2010 ASPBI was the establishment. An establishment is defined in the United Nations International Recommendations on Industrial Statistics as:

*“an economic unit under a single ownership or control, i.e., under a single legal entity, engaged in one or predominantly one kind of economic activity at a single fixed location.”*

In actual practice, however, there were difficulties in applying the ideal definition so the establishment is defined in operational terms to take into account the organization and record keeping practices of certain sectors by making the single location and activity criteria more flexible. Thus, the operational definition of an establishment is as follows:

*“the unit that is engaged in the production of the most homogenous group of goods and services, usually at one location, but sometimes over a wider area, for which separate records are available that can provide data concerning the production of these goods and services and the materials, labor and physical resources used in the production.”*

The above definition is applicable to the following: Construction; Transportation and Storage; Telecommunications activities; Other monetary intermediation; Activities of holding companies; Investment company operation; Investment house operation; Securities dealership, own account; Credit card activities; Venture capital corporation operation; Life insurance; Non-life insurance; Reinsurance for Life and Non-life insurance; Pension funding; Activities auxiliary to insurance and pension funding; Fund management activities; Real estate buying, selling, renting, leasing and operating of self-owned/ leased apartment building, non-residential and dwellings; Real estate buying, developing, subdividing and selling; Cemetery and columbarium development , selling, renting, leasing and operation of self-owned cemetery/columbarium (including burial crypt); Investigation and security activities; Travel agency and tour operators; Other reservation service and related activities; Electric cooperatives; and Water district cooperatives. It is then necessary to use the *kind-of-activity unit* for these sectors. A kind-of-activity unit differs from the establishment as there is no restriction with respect to the geographical areas in which a given kind of activity is carried on by a single legal entity.

## **SURVEY DESIGN**

### **Classification of Establishments**

An establishment is categorized by its economic organization, legal organization, industrial classification, employment size, and geographic location.

Economic Organization (EO). This relates to the organizational structure or role of the establishment in the organization. The following are the types of EO:

- *Single establishment* (EO=1) is an establishment which has neither branch nor main office.
- *Branch only* (EO=2) is an establishment which has a separate main office located elsewhere.
- *Establishment and main office* (EO=3), both located in the same address and with branch/es elsewhere.
- *Main office only* (EO=4) is the unit which controls, supervises and directs one or more establishments of an enterprise.
- *Ancillary unit other than Main Office* (EO=5) is the unit that operates primarily or exclusively for a related establishment or group of related establishments or its parent establishment and provides goods or services that support but do not become part of the output of those establishments.

Legal Organization (LO). This provides the legal basis for ownership of the establishment. The following are the types of LO:

- *Single Proprietorship* (LO=1) is a business establishment organized, owned and managed by one person, who alone assumes the risk of the business enterprise.
- *Partnership* (LO=2) is an association of two or more individuals for the conduct of a business enterprise based upon an agreement or contract between or among them to contribute money, property or industry into a common fund with the intention of dividing profits among themselves.
- *Government Corporation* (LO=3) is a corporation organized for private aim, benefit or purpose with the government as the majority stockholder, regardless of whether they are stock or non-stock corporations.
- *Stock Corporation* (LO=4) is an ordinary business corporation organized by private persons, created and operated for the purpose of making a profit which may be distributed in the form of dividends to stockholders on the basis of their invested capital.
- *Non-Stock Corporation* (LO=5) is a business corporation who does not issue stock to its members and are created not to profit but for the public good and welfare. Of this character are most of the religious, social, literary, scientific, civic and political organizations and societies.
- *Cooperative* (LO=6) is an organization composed primarily of small producers and/or consumers who voluntarily join together to form a business enterprise, which they themselves own, control and patronize.
- *Others* (LO=7) are organizations not classified in any of the above classification like private associations, foundations, non-government organizations, etc.

Industrial Classification. The industrial classification of an economic unit was determined by the activity from which it derives its major income or revenue. The 2009 PSIC was utilized to classify economic units according to their economic activities. It was approved for adoption by government agencies and instrumentalities through NSCB Resolution No.2 Series 2010 signed on February 10, 2010. It was used for the first time for the ASPBI. The 2009 PSIC is aligned with the International Standard Industrial Classification of all Economic Activities (ISIC) Revision 4, as officially released by the United Nations Statistics Division on August 11, 2008 for adoption by countries in their revised national classifications by 2010. The 2009 PSIC took into account the significant changes on the relative importance of various economic activities in the country that have taken place since 2002. It is linked with the ASEAN Common Industrial Classification (ACIC) as approved by the AHSOM (ASEAN Heads of Statistical Offices) in November 2006.

The 2009 PSIC consists of alpha character and five numeric digits. The alpha character, which represents the sector or section, is denoted by the characters A to U. The first two numeric digits represent the division; the first three numeric digits, the group; the first four digits, the class; and the five digits, the sub-class.

Establishment Size. The size of an establishment was determined by its total employment. The following were the employment size classifications used in the survey:

TABLE 3 Employment Size and Code

| TE Code | Total Employment | TE Code | Total Employment |
|---------|------------------|---------|------------------|
| 0       | 1 – 4            | 5       | 100 – 199        |
| 1       | 5 – 9            | 6       | 200 – 499        |
| 2       | 10 – 19          | 7       | 500 – 999        |
| 3       | 20 – 49          | 8       | 1000 – 1999      |
| 4       | 50 – 99          | 9       | 2000 and over    |

Geographic Classification. Establishments were also classified by geographic area using the Philippine Standard Geographic Classification (PSGC). The PSGC is a systematic classification and coding of geographic areas in the country. It contains the latest updates on the official number of regions, provinces, cities, municipalities, and barangays in the Philippines.

For the 2010 ASPBI, the PSGC as of December 31, 2010 was adopted. It consists of the 17 administrative regions as approved under Executive Order No. 36 dated 19 September 2001 (*Providing for the Reorganization of the Administrative Regions in Mindanao....*) and Executive Order No. 103 dated 17 May 2002 (*Dividing Region IV into Region IV-A and Region IV-B, transferring the province of Aurora to Region III*).

### Frame of Establishments

The frame for the 2010 ASPBI was extracted from the 2010 List of Establishments (LE). This frame was used to draw the sample establishments for the survey.

The 2010 LE was the combined result of the following:

- Mail inquiries of “no matched” establishments from Top 15,000 Corporations, 2009 edition
- PEZA list as of February 28, 2010
- Clark Subic Marketing Directory
- Board of Investments list of registered projects from 2000-2009
- SEC partial list of partnerships from 2003-2008
- NSO’s 2009 Traders list of importers and exporters
- Jollibee Group of Companies
- Various websites

The 2009 ASPBI, 2009 Survey of Information and Communication Technology (SICT), 2009 Survey of Tourism Establishments in the Philippines (STEP) and other regular surveys conducted by the Industry and Trade Statistics Department (ITSD) provided updates on characteristics and status of sample establishment and business births.

An estimate from the 2010 LE showed that there were about 778,000 establishments in operation in the country in 2010. Distribution of these establishments reveals that about 610,000 establishments (78.0%) were classified as the informal sector and the remaining 168,000

establishments were considered as the formal sector. A total of 150,000 (89%) establishments classified in the formal sector were within the coverage of the 2010 ASPBI and thus, comprised the frame of the survey.

## SAMPLING DESIGN

The 2010 ASPBI used stratified systematic sampling with 5-digit PSIC serving as industry strata and employment size as the second stratification variable.

### Sampling Units

Generally, the sampling units for the sections, except Construction, and Transportation and Storage, were single establishment (EO = 1), branch only (EO=2), and establishment and main office (EO=3). For Construction, Transportation and Storage, and selected industry group/class/sub-class, the sampling units were single establishment (EO = 1), establishment and main office (EO=3), and main office only (EO=4). The branches of these establishments do not strictly meet the criteria for defining an establishment as these are classified as kind-of-activity units.

For Government-Owned-and-Controlled Corporations (GOCCs), the sampling units were those with EO=1, 3 and 4. Presented in Table 4 are the sampling units by industry.

TABLE 4 Sampling Units by Industry

| Industry Code | Industry Description   | EO      |
|---------------|--|---------|
| A             | Agriculture, Forestry and Fishing  | 1, 2, 3 |
| B             | Mining and Quarrying   | 1, 2, 3 |
| C             | Manufacturing  | 1, 2, 3 |
| D             | Electricity, Gas, Steam and Air Conditioning, except D35100<br>Electric Cooperatives with LO=6                   | 1, 2, 3 |
| D35100        | Electric power generation, transmission and distribution<br>( Electric Cooperatives with LO=6)                   | 1, 3, 4 |
| E             | Water Supply; Sewerage, Waste Management and Remediation<br>Activities, except E36000 (Water District with LO=6) | 1, 2, 3 |
| E36000        | Water collection, Treatment and Supply (Water District with LO=6)  | 1, 3, 4 |
| F             | Construction   | 1, 3, 4 |
| G             | Wholesale and Retail Trade; Repair of Motor Vehicles and<br>Motorcycles  | 1, 2, 3 |
| H             | Transportation and Storage   | 1, 3, 4 |
| I             | Accommodation and Food Service Activities  | 1, 2, 3 |
| J             | Information and Communication except Telecommunications<br>Activities (J61)                                      | 1, 2, 3 |
| J61           | Telecommunications activities  | 1, 3, 4 |

| Industry Code | Industry Description   | EO      |
|---------------|--|---------|
| K             | Financial and Insurance Activities, except K6419, K64921, K64301, K64302, K64303, K64200, K64924, K651, K652, K662                 | 1, 2, 3 |
| K6419         | Other monetary intermediation  | 1, 3, 4 |
| K64921        | Credit card activities   | 1, 3, 4 |
| K64301        | Investment company operation   | 1, 3, 4 |
| K64302        | Investment house operation   | 1, 3, 4 |
| K64303        | Securities dealership, own account   | 1, 3, 4 |
| K64200        | Financial holding company activities   | 1, 3, 4 |
| K64924        | Venture capital corporation  | 1, 3, 4 |
| K651          | Life and non-life insurance companies  | 1, 3, 4 |
| K652          | Life and non-life reinsurance companies  | 1, 3, 4 |
| K662          | Pre-need plan activities; insurance agents and brokers; Insurance activities, n.e.c.   | 1, 3, 4 |
| L             | Real estate activities, except L68110, L68120, L68130  | 1, 2, 3 |
| L68110        | Real estate buying, selling, renting, leasing and operating of self owned/leased apartment building, non-residential and dwellings | 1, 3, 4 |
| L68120        | Real estate buying, developing, subdividing and selling  | 1, 3, 4 |
| L68130        | Cemetery and columbarium development, selling, renting, leasing and operation of self-owned cemetery/columbarium                   | 1, 3, 4 |
| M             | Professional, Scientific and Technical Activities  | 1, 2, 3 |
| N             | Administrative and Support Service Activities, except N80, N791, N799  | 1, 2, 3 |
| N80           | Security and investigation activities  | 1, 3, 4 |
| N791          | Travel agency and tour operators   | 1, 3, 4 |
| N799          | Other reservation service and related activities   | 1, 3, 4 |
| P             | Education  | 1, 2, 3 |
| Q             | Human Health and Social Work Activities  | 1, 2, 3 |
| R             | Arts, Entertainment and Recreation   | 1, 2, 3 |
| S             | Other Service Activities   | 1, 2, 3 |

### Sampling Domain

For establishments with TE of 20 and over, the domains were the region and industry, with employment size as the stratification variable. For establishments with TE of less than 20, the whole country and industry were the domains with employment size as the stratification variable.

### Geographic Domain

For establishments with TE of less than 20, the geographic domain was the whole country. For those with TE of 20 and over, the geographic domains were the 17 administrative regions of the country. Hence, the samples of the 2010 ASPBI with TE of 20 and over can provide estimates up to the regional level while those with TE of less than 20 at the national level.

Table 5 lists the geographic domains (regions) and the provinces comprising the region.

TABLE 5 Geographic Domains and Its Composition

| Region                                 | Province  |
|--|---|
| National Capital Region (NCR)          | City of Manila, Quezon City<br>Mandaluyong City, Marikina City<br>Pasig City, San Juan City, Caloocan City<br>Malabon City, Navotas City<br>Valenzuela City, Makati City, Pateros<br>Taguig City, Parañaque City<br>Las Piñas City, Muntinlupa City, Pasay City |
| Cordillera Administrative Region (CAR) | Abra, Apayao, Benguet, Ifugao, Kalinga<br>Mountain Province   |
| Region I – Ilocos Region               | Ilocos Norte, Ilocos Sur, La Union, Pangasinan  |
| Region II – Cagayan Valley             | Batanes, Cagayan, Isabela, Nueva Vizcaya<br>Quirino   |
| Region III – Central Luzon             | Aurora, Bataan, Bulacan, Nueva Ecija<br>Pampanga, Tarlac, Zambales  |
| Region IV-A – CALABARZON               | Cavite, Laguna, Batangas, Rizal, Quezon   |
| Region IV-B – MIMAROPA                 | Occidental Mindoro, Oriental Mindoro<br>Marinduque, Romblon, Palawan  |
| Region V – Bicol Region                | Albay, Camarines Norte, Camarines Sur<br>Catanduanes, Masbate, Sorsogon   |
| Region VI – Western Visayas            | Aklan, Antique, Capiz, Guimaras, Iloilo<br>Negros Occidental  |
| Region VII – Central Visayas           | Bohol, Cebu, Negros Oriental, Siquijor  |
| Region VIII – Eastern Visayas          | Biliran, Leyte, Southern Leyte, Eastern Samar<br>Northern Samar, Western Samar  |
| Region IX – Zamboanga Peninsula        | Zamboanga del Norte, Zamboanga del Sur<br>Zamboanga Sibugay, Isabela City   |

TABLE 5 --- *Concluded*

| Region   | Province   |
|--|--|
| Region X – Northern Mindanao                   | Bukidnon, Camiguin, Lanao del Norte<br>Misamis Occidental, Misamis Oriental                                  |
| Region XI – Davao Region                       | Compostela Valley, Davao del Norte<br>Davao del Sur, Davao Oriental  |
| Region XII – SOCCSKSARGEN                      | North Cotabato, Sarangani, South Cotabato<br>Sultan Kudarat, Cotabato City                                   |
| Autonomous Region in Muslim<br>Mindanao (ARMM) | Lanao del Sur, Maguindanao (excluding<br>Cotabato City), Sulu, Tawi-Tawi<br>Basilan (excluding Isabela City) |
| Caraga   | Agusan del Sur, Agusan del Norte, Dinagat<br>Island, Surigao del Sur, Surigao del Norte                      |

### Industry Domain

The 2010 ASPBI used the 5-digit level of the 2009 PSIC as its industry domains. This was done to enable also the production of data from the amended 1994 PSIC to the 2009 PSIC with emphasis on the sub-classes that were split into two or more ISIC codes; and to provide data for Information and Communications Technology (ICT) and other emerging industries.

There were 1,228 industry sub-classes (5-digit PSIC) which constituted the industry domains for both establishments with TE of 20 and over and TE of less than 20. Table 6 presents the distribution of the number of industry domains by section of the 2009 PSIC.

TABLE 6 Number of Industry Domains by Section

| Section | Number of Industry Domains |
|---------|----------------------------|
| A       | 157                        |
| B       | 32                         |
| C       | 476                        |
| D       | 3                          |
| E       | 8                          |
| F       | 15                         |
| G       | 178                        |
| H       | 54                         |

TABLE 6 --- *Concluded*

| Section      | Number of Industry Domains |
|--------------|----------------------------|
| I            | 20                         |
| J            | 39                         |
| K            | 44                         |
| L            | 6                          |
| M            | 38                         |
| N            | 74                         |
| P            | 13                         |
| Q            | 25                         |
| R            | 18                         |
| S            | 28                         |
| <b>Total</b> | <b>1,228</b>               |

### Employment Stratum

For the 2010 ASPBI, the TE sizes were either combined or taken as a group to comprise an employment stratum and were limited to only five strata for all sections. The basic consideration for grouping was the concentration of establishments in the TE sizes.

Within the industry domains for each section, the establishments were grouped according to the following employment stratum:

TABLE 7 Employment Stratum

| Employment Stratum |               |
|--------------------|---------------|
| TE 1 - 9           | (size 0 & 1)  |
| TE 10 - 19         | (size 2)      |
| TE 20 - 49         | (size 3)      |
| TE 50 - 99         | (size 4)      |
| TE 100 & over      | (size 5 to 9) |

### **Sample Size**

The sample size of the 2010 ASPBI was maintained at the same level as that of 2009 ASPBI for manageability. This was necessary to provide for data at the aligned amended 1994 PSIC with the 2009 PSIC. The timeliness of retrieval of the questionnaires and release of final results were also primary considerations why the number of samples should still be kept to a minimum. Given the importance of the results of the ASPBI to the Philippine System of National Accounts (PSNA), the sample size has to be at a manageable level without compromising the reliability

and accuracy of the survey returns. The shorter processing time before the release of results and scarce manpower and financial resources were also considered. Other considerations include: the acceptable sampling error and the level of disaggregation of the estimates with due concern for confidentiality and shorter processing time.

In general, the TE 100 and over was a *certainty stratum* for all sectors. The employment strata TE of 20 and over, whose establishments are considered as 'large' units comprised the *certainty strata* for selected industries in sectors Manufacturing (PSIC C); and Wholesale and Retail Trade, Repair of Motor Vehicles and Motorcycles (PSIC G).

*A **certainty stratum** is defined as the employment stratum whose sampling ratio is 100 percent. In this stratum, all establishments are taken as certainty samples, i.e. the selection probability is 1 and the sampling weight is 1. On the other hand, a **non-certainty** stratum is the employment stratum where only sample establishments are taken.*

For all sectors except B and D, those identified as the Information and Communication Technology (ICT) core industries, the employment strata in TE of less than 20 were considered as non-certainty strata.

The following sectors were, however, taken on a 100 percent basis regardless of employment stratum because of the relatively small number of their population.

- Mining and Quarrying (B)
- Electricity, Gas , Steam and Air Conditioning Supply (D)

#### Sample Size for TE of Less Than 20

The sample size for establishments with TE of less than 20 was determined by applying the specified sampling rates for each employment stratum (that is, separately for strata TE 1-9 and TE 10 -19) of the industry domain (5-digit PSIC) at the national level. The total sample size for establishments with TE of less than 20 was 15,228 establishments.

#### Sample Size for TE of 20 and Over

The sample size for establishments with TE of 20 and over was obtained by applying the specific sampling rates for the  $i^{th}$  employment stratum in the  $h^{th}$  industry stratum at the national level and then allocated to geographic domain (region). The aggregate sample size for TE of 20 and over in all sectors was 14,070 establishments.

Thus, the total number of samples for the 2010 ASPBI was 29,298 establishments. Table 8 shows the distribution of samples by section and by employment size.

TABLE 8 Number of Samples by Section and by Employment Size

| Section      | Industry Description   | Number of Samples |               |               |
|--------------|--|-------------------|---------------|---------------|
|              |  | Total             | Less than 20  | 20 and over   |
| <b>Total</b> |  | <b>29,298</b>     | <b>15,228</b> | <b>14,070</b> |
| A            | Agriculture, Forestry and Fishing                                    | 811               | 221           | 590           |
| B            | Mining and Quarrying   | 162               | 79            | 83            |
| C            | Manufacturing  | 5,774             | 1,957         | 3,817         |
| D            | Electricity, Gas, Steam and Air Conditioning Supply                  | 251               | 46            | 205           |
| E            | Water Supply; Sewerage, Waste Management and Remediation Activities  | 238               | 72            | 166           |
| F            | Construction   | 624               | 124           | 500           |
| G            | Wholesale and Retail Trade; Repair of Motor Vehicles and Motorcycles | 8,159             | 5405          | 2754          |
| H            | Transportation and Storage   | 922               | 352           | 570           |
| I            | Accommodation and Food Service Activities                            | 1,904             | 972           | 932           |
| J            | Information and Communication  | 2,082             | 1,437         | 645           |
| K            | Financial and Insurance Activities                                   | 1,427             | 910           | 517           |
| L            | Real Estate Activities   | 444               | 280           | 164           |
| M            | Professional, Scientific and Technical Activities                    | 977               | 659           | 318           |
| N            | Administrative and Support Service Activities                        | 1,597             | 618           | 979           |
| P            | Education  | 1,835             | 749           | 1,086         |
| Q            | Human Health and Social Work Activities                              | 835               | 378           | 457           |
| R            | Arts, Entertainment and Recreation                                   | 384               | 227           | 157           |
| S            | Other Service Activities   | 872               | 742           | 130           |

### Sample Allocation

#### Sample Allocation for TE of Less Than 20 (Strata TE 1-9 and TE 10-19)

No allocation was done in these strata, as the sample sizes were determined at the 5-digit PSIC (industry domain) and national level.

Minimum sample size was set to 3 establishments and maximum of 100 establishments per cell (industry domain and employment stratum). However, when the total number of establishments (*N*) in the cell was equal to or less than the set minimum sample size, all establishments in that cell were taken as samples.

### Sample Allocation for TE of 20 and Over (Strata TE 20-49 and TE 50-99)

Proportional allocation was used in allocating the number of samples in the sampling strata of TE 20-49 and TE 50-99 of the industry domain and employment stratum at the regional level. Basis of allocation was the number of establishments ( $N$ ) in the region by industry domain and by employment stratum.

Minimum sample size was also set to 3 establishments and maximum of 10 establishments per cell (industry domain, employment stratum and region). However, when the total number of establishments ( $N$ ) in the cell was equal to or less than the set minimum sample size, all establishments in that cell were taken as samples.

The number of samples for each employment stratum of the industry domain at the national level was allocated by region. The formula used was,

$$n_{hij} = \frac{N_{hij}}{N_{hi}} \times n_{hi}$$

where:

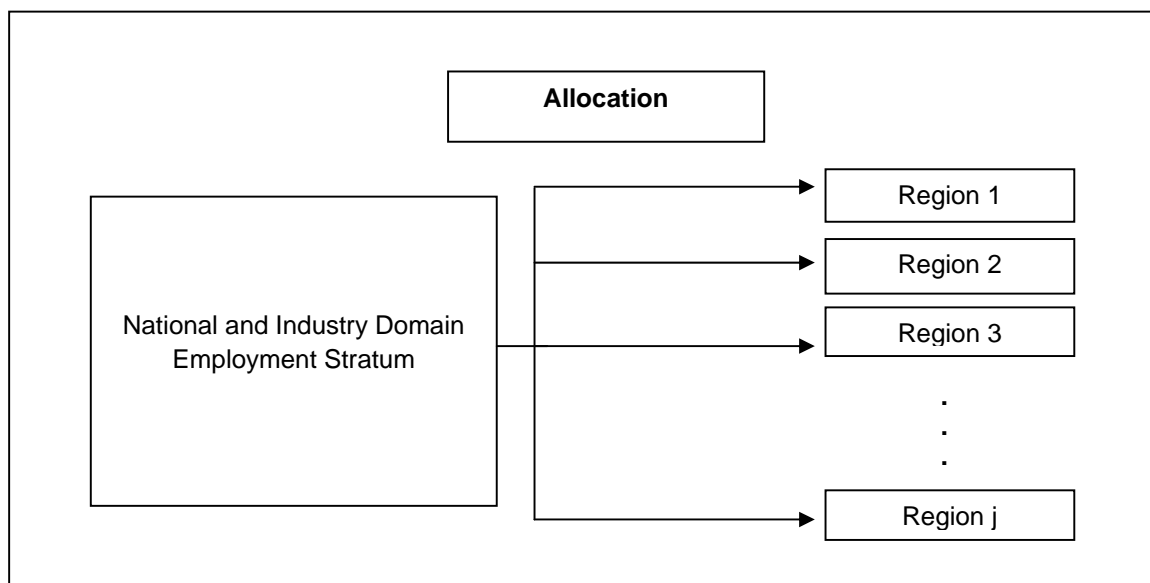
$N_{hij}$  = total number of establishments in the  $j^{th}$  region of the  $i^{th}$  employment stratum in the  $h^{th}$  industry domain

$N_{hi}$  = total number of establishments in the  $i^{th}$  employment stratum of the  $h^{th}$  industry domain

$n_{hij}$  = number of sample establishments in the  $j^{th}$  region of the  $i^{th}$  employment stratum in the  $h^{th}$  industry domain

$n_{hi}$  = number of sample establishments in the  $i^{th}$  employment stratum of the  $h^{th}$  industry domain

**FIGURE 1 Sample Allocation Diagram for TE of 20 and Over  
(Strata TE 20-49 and TE 50-99)**



## Sample Selection

For all sectors, sample establishments in the sampling strata of TE of less than 20 were selected using systematic sampling by industry domain and employment stratum. For each industry domain and employment stratum, the establishments were sorted by region, province from highest total employment to lowest total employment, business name, and Establishment Control Number (ECN).

For each of the sampling strata of TE of 20 and over, that is TE 20-49 and TE 50-99, sample establishments were selected using systematic sampling within the region. For each region in the employment stratum and industry domain, the establishments were sorted by province from highest total employment to lowest total employment, business name and ECN.

Systematic sampling was chosen so that sample employment values are spread out. Resulting from having representative samples for each TE size in the employment stratum. Likewise, this mode of sampling will somehow provide implicit stratification of TE by employment size group, thus avoiding all sample establishments with low TE values or high TE values. A special program designed by the information Resources Department was used to draw the samples.

## Estimation Procedure

### For Establishments with TE of Less Than 20

#### a. Non-certainty Stratum

The estimate of the total of a characteristic ( $\hat{X}_s$ ) for the non-certainty employment stratum TE less than 20 in the  $s^{th}$  industry domain was

$$\hat{X}_s = \sum_{j=1}^{n_s} W_{sj} x_{sj}$$

where:

$s$  denotes the non-certainty employment strata in TE of less than 20

$x_{sj}$  = value of the  $j^{th}$  establishment in the non-certainty employment stratum in TE of less than 20 in the  $s^{th}$  industry domain

$j = 1, 2, 3, \dots, n_s$  establishments

$W_{sj}$  = weight of the  $j^{th}$  establishment in the non-certainty employment stratum in TE of less than 20 in the  $s^{th}$  industry domain

$$W_{sj} = N_s / n_s$$

$N_s$  = total number of establishments in the non-certainty employment stratum in TE of less than 20 in the  $s^{th}$  industry domain

$n_s$  = number of sample establishments in the non-certainty employment stratum in TE of less than 20 in the  $s^{th}$  industry domain

b. Certainty Stratum

The estimate of the total of a characteristic ( $\hat{X}_c$ ) for the certainty employment stratum in the  $c^{th}$  industry domain was

$$\hat{X}_c = \sum_{j=1}^{m_c} x_{cj}$$

where:

- $c$  denotes the certainty employment strata in TE of less than 20 in the  $c^{th}$  industry domain
- $x_{cj}$  = value of the  $j^{th}$  establishment in the certainty employment strata in TE of less than 20 in the  $c^{th}$  industry domain
- $j = 1, 2, 3, \dots, m_c$  establishments
- $m_c$  = number of establishments in the certainty employment strata in TE of less than 20 in the  $c^{th}$  industry domain

c. Total Estimate for TE of Less Than 20

For all sections except B and C, national level estimates of the total of a characteristic ( $X_d$ ) for the industry domain was obtained by aggregating the estimates for all employment strata (non-certainty and certainty) in the same industry domain,

$$X_d = \sum \hat{X}_s + \sum \hat{X}_c$$

where  $d$  denotes the industry domain.

For Establishments with TE of 20 and Over

a. Non-Certainty Stratum (strata of TE 20 to 49 and TE 50 to 99 for Sections D, G, H, K, M and N)

The estimate of the total of a characteristic ( $\hat{X}_{sp}$ ) for the non-certainty employment strata in TE of 20 and over for selected industry domain in each region was

$$\hat{X}_{sp} = \sum_{j=1}^{n_{sp}} W_{spj} x_{spj}$$

where:

- $s$  denotes the non-certainty employment strata in TE of 20 and over
- $p = 1, 2, \dots, 17$  regions (geographic domains)
- $x_{spj}$  = value of the  $j^{th}$  establishment in the non-certainty employment strata in TE of 20 and over for an industry domain in each region
- $j = 1, 2, 3, n_{sp}$  establishments
- $W_{spj}$  = weight of the  $j^{th}$  establishment in the non-certainty employment strata in TE of 20 and over for an industry domain in each region

$$W_{spj} = \frac{N_{sp}}{n_{sp}}$$

$N_{sp}$  = total number of establishments in the non-certainty employment strata in TE of 20 and over for an industry domain in each region

$n_{sp}$  = number of sample establishments in the non-certainty employment strata in TE of 20 and over for an industry domain in each region

b. Certainty Stratum

The estimate of the total of a characteristic ( $\hat{X}_{cp}$ ) for the certainty employment stratum in TE of 20 and over in an industry domain in each region was

$$\hat{X}_{cp} = \sum_{j=1}^{m_{cp}} x_{cpj}$$

where:

$c$  denotes the certainty employment strata in TE of 20 and over

$p$  = 1, 2, ..., 17 regions (geographic domains)

$x_{cpj}$  = value of the  $j^{th}$  establishment in the certainty employment strata in TE of 20 and over in an industry domain within each region

$j$  = 1, 2, 3,  $m_{cp}$  establishments

$m_{cp}$  = number of establishments in the certainty employment strata in TE of 20 and over in an industry domain within each region

c. Total Estimate for TE of 20 and Over

The estimate of the total of a characteristic ( $X_{dp}$ ) for the industry domain in each region (geographic domain) was obtained by aggregating the estimates for all employment strata (non-certainty and certainty) in the same industry domain,

$$X_{dp} = \sum \hat{X}_{sp} + \sum \hat{X}_{cp}$$

where  $dp$  denotes the industry domains in each region.

National level estimates of the characteristics by industry domain were obtained by aggregating separately the estimates ( $X_{dp}$ ) for the particular industry domain from all the regions.

Weight Adjustment Factor for Non-Response

To account for non-response in the non-certainty strata, the adjustment factor ( $n/n'$ ) was multiplied with the sampling weight ( $W$ ) of each of the sampling unit. The sampling weight, defined as  $N/n$ , was recomputed as

$$W' = \frac{N}{n} \times \frac{n}{n'} = \frac{N}{n'} \quad \text{General Formula}$$

Thus, the adjusted weight ( $W'_{sj}$ ) for employment stratum in TE 1-9 or TE 10-19 was

$$W'_{sj} = \frac{N_s}{n_s} \times \frac{n_s}{n'_s} = \frac{N_s}{n'_s}$$

where:

$N_s$  = total number of establishments in the employment stratum in TE 1-9 or TE 10-19 in the  $s^{th}$  industry domain

$n'_s$  = number of responding establishments in the employment stratum in TE 1-9 or TE 10-19 in the  $s^{th}$  industry domain

For the non-certainty employment stratum for the selected industry domain with TE 20-99, the adjusted weight ( $W'_{spj}$ ) was

$$W'_{spj} = \frac{N_{sp}}{n_{sp}} \times \frac{n_{sp}}{n'_{sp}} = \frac{N_{sp}}{n'_{sp}}$$

where:

$N_{sp}$  = total number of establishments in the non-certainty employment stratum with TE 20-99 for the selected industry domain within each geographic domain (region)

$n'_{sp}$  = number of responding establishments in the non-certainty employment stratum with TE 20-99 for the selected industry domain within each geographic domain (region)

## Questionnaire Design

### Survey Questionnaires

The 2010 ASPBI utilized five types of questionnaires, each with corresponding NSCB approval number and an expiration date of March 31, 2012. These questionnaires were designed after taking into consideration the requirements of the main users. Table 9 lists the questionnaire type, spot color and NSCB Approval number specific for the sectors.

TABLE 9 Types of Questionnaires

| Questionnaire Type | Sector  | Spot Color | NSCB Approval No. |
|--------------------|---|------------|-------------------|
| ASPBI Form 1       | Agriculture, Forestry and Fishing   | Green      | NSO-1102-01       |
| ASPBI Form 2       | Mining and Quarrying; Manufacturing; Electricity, Gas, Steam and Air-conditioning Supply; and Water Supply; Sewerage, Waste Management and Remediation Activities | Yellow     | NSO-1102-02       |
| ASPBI Form 3       | Construction  | Orange     | NSO-1102-03       |
| ASPBI Form 4       | Wholesale and Retail Trade; Repair of Motor Vehicles and Motorcycles  | Red        | NSO-1102-04       |
| ASPBI Form 5       | Business and Services (for Sectors H, I, J, K, L, M, N, P, Q, R, and S)   | Blue       | NSO-1102-05       |

## Data Items

Listed in Table 10 are the data items found in the 2010 ASPBI questionnaires.

TABLE 10 List of Data Items

| Item No.     | Description  |
|--------------|--|
| (Cover Page) | Name and Address of the Establishment and Its Reporting Unit   |
|              | Control Panel for Establishment Characteristics (For NSO Use Only)                                       |
| 1            | Business and Registered Name in 2010, Company Website and Tax Identification Number (TIN)                |
| 2            | Economic Activity or Business in 2010  |
| 3            | Year Started Operation   |
| 4            | Legal Organization in 2010   |
| 5            | Economic Organization in 2010  |
|              | Name and Address of Main Office and Contact Person in Main Office  |
| 6            | Capital Participation as of 31 December 2010   |
| 7            | Number of Paid Employees as of 15 November 2010  |
| 8            | Number of Unpaid Workers as of 15 November 2010  |
| 9            | Total Employment as of 15 November 2010  |
| 10           | Number of Production/Construction Workers as of 15 November 2010 (only in ASPBI Form 2 and ASPBI Form 3) |
| 11           | Total Hours Worked by Production/Construction Workers in 2010 (only in ASPBI Form 2 and ASPBI Form 3)    |
| 12           | Gross Salaries and Wages Paid in 2010  |
| 13           | Total Employer's Contributions to SSS/GSIS, etc. paid in 2010  |
| 14           | Total Revenue in 2010  |
| 15           | Subsidies Received in 2010   |
| 16           | Total Cost Incurred in 2010  |
| 17           | Capital Expenditures and Sale of Tangible Fixed Assets, including Losses and Damages in 2010             |
| 18           | Capital Expenditures for All Tangible Fixed Assets by Mode of Acquisition in 2010                        |
| 19           | Capital Expenditures for Intangible Assets in 2010   |
| 20           | Book Value of Tangible Fixed Assets as of 31 December 2010   |
| 21           | Book Value of Intangible Assets as of 31 December 2010   |
| 22           | Average Capacity Utilization Rate in 2010 (only in ASPBI Form 2)   |
| 23           | Inventories in 2010  |
| 24           | Branches, Divisions, Plants Owned and Controlled (for Main Office)                                       |

*Continued*

TABLE 10 --- *Concluded*

| Item No. | Description                                      |
|----------|--|
| 25       | Remarks  |
|          | Certification                                    |
|          | Contact Person                                   |
|          | <i>Processing Information (For NSO Use Only)</i> |

### Reference Period

All information collected in the 2010 ASPBI refers to calendar year 2010 except for employment data, which is as of November 15, 2010.

### SURVEY OPERATIONS

The 2010 ASPBI consisted of the following major phases of survey operation: preparatory activities; training; field operations; data processing; tabulation and data dissemination; and evaluation and documentation.

#### Preparatory Activities

NSO officials, subject-matter statisticians and selected Information and Resources Department (IRD) staff undertook the planning activities for the 2010 ASPBI with the organization of the Steering Committee, Technical Committee and Working Groups under Special Order No. 2011-7 dated January 5, 2011. Activities undertaken during this phase included the updating of the frame, questionnaire design and content, publicity campaign, clearance process, budget preparation, manual preparation, training plans, sample design and selection, preparation of edit specifications, preparation of tabulation formats and specifications, computer systems design and program development, recruitment of statistical researchers, printing of survey forms and manuals, preparation for shipment of survey materials, and other related activities.

#### Publicity

Publicity campaign was done to inform and educate the general public of the basic information and importance of the 2010 ASPBI and its rider surveys. It aimed to solicit support from government and non-government agencies, business organizations, and target respondents in the early submission of reports. Display of 2010 ASPBI streamers and posters were done in the central office and in the field offices.

## Training

Training for the field operations and processing was done in two phases, as follows: (1) Field Operations, and (2) Training for Data Processing.

### Phase I - Training for Field Operations

Training for Field Operations and Field Editing was done in three levels, as follows:

- Task Force training. The first level training was conducted on March 7 to March 9, 2011 in Tagaytay City. Field operation procedures, technical and administrative aspects of the survey were discussed extensively in this training. It was attended by Industry and Trade Statistics Department (ITSD) Statisticians and selected IRD staff who then served as trainers for the 2<sup>nd</sup> and 3<sup>rd</sup> level trainings.
- Second level training. The second level training was conducted on March 22 to 23, 2011 in all Regional Offices, except National Capital Region (NCR), with Task Force training participants as trainers. Regional Directors, Provincial Statistics Officers, OICs, Regional Statisticians and Regional Statistical Staff (with at least SG 11) responsible for establishment surveys and Provincial Statisticians or Provincial Statistical Staff (with at least SG 13) participated in this training.
- Third level training. This training was conducted in all provinces and six districts of NCR on March 28 to 29, 2011 with participants in the second level training as trainers. One ITSD staff who attended the Task Force training was assigned to assist the 3<sup>rd</sup> level trainers in selected provinces. Participants to this training were the Provincial Statistical Staff, District Statistics Officers (DSOs), Statistical Coordination Officers (SCOs), and hired Statistical Researchers (SRs). For each NCR district three (3) Task Force Training participants were assigned as trainers

### Phase II - Training for Data Processing

- Training for Manual Processing. The first training was conducted on December 9 and 10, 2011. Editing instructions and folioing were discussed thoroughly in this training. Participants were the ITSD subject-matter staff and hired statistical researcher.
- Training for Machine Processing. Data encoding, verification of error listing, completeness and summary file report were discussed thoroughly in this training. Participants to this training were ITSD subject matter staff and selected ITSRD staff.

A Workshop on Edit, Table and Format Specifications was carried out on March 17 to 19, 2012 in Antipolo City, Rizal. This was participated in by subject-matter specialists and IRD staff who were responsible in preparing standard tabulation formats, and consistency and edit specifications for the five types of questionnaires.

## Field Operations

### Distribution of Questionnaires

Distribution of questionnaires for the 2010 ASPBI, including that of the rider survey, was done by SCOs, Provincial Staff, and hired SRs through personal delivery of the questionnaires to the sample establishments. E-questionnaires (excel format) were also sent to sample establishments with e-mail accounts. This activity was done from April 1-30, 2011.

### Collection of Questionnaires

Collection of accomplished questionnaires commenced 10 days after the distribution. The collection phase was programmed from third week of April to second week of June 2011. For regions with large workload such as NCR and Region IV-A, timetable for collection was until February 2012. Actual collection of accomplished questionnaires was extended up to April 2012 to allow more time for collection of establishments that were considered as industry leaders.

### Supervision

The Regional Directors, Provincial Statistics Officers, and Regional and Provincial Statisticians conducted close supervision of collection and editing of questionnaires to ensure the quality of data and completeness of survey returns.

### Receipt and Control

A Monitoring and Tracking System (MTS) was developed by IRD and adopted by field offices to keep track the distribution, collection, and transmittal of questionnaires and MTS data files. At the same time, a control list of sample establishments was made available where information on the status of the questionnaire was recorded. The MTS facilitated preparation and early submission of progress reports to ITSD since field offices can submit them electronically.

A central office version of the MTS was utilized by ITSD to monitor the distribution, collection and submission of questionnaires and MTS data files from the provincial offices to the Central Office. Consolidated progress reports and status reports were prepared regularly to inform the management and field offices on the progress of the survey operations.

### **Data Processing**

Processing or editing of accomplished questionnaires was done to check for the completeness, validity, consistency, and reasonableness of data. It consisted of two stages: manual editing and machine processing.

### Manual Processing

Manual processing of questionnaires was done in three levels, as follows:

- Field editing of data was done by the field staff, hired SRs and Provincial Staff upon collection of the accomplished questionnaire from the sample establishment. The objective is to check for completeness and consistency of entries in the questionnaire, following the instructions provided in the Field Operations and Processing Manual. Any missing data was corrected at this stage as this can be immediately verified from the respondent.
- Verification of data was done by Provincial Staff upon receipt of the accomplished questionnaires from the field staff and hired SRs to check for the completeness as well as for the consistencies and validity of entries. In some instances, the staff contacted

directly the establishments through phone call or sent email inquiries to verify some inconsistent or missing data.

- Review of accomplished questionnaires to check the consistency and reasonableness of entries and processing of consolidated reports were done by the ITSD subject-matter staff. Consolidated reports of enterprises were disaggregated at the firm level using ratios and proportions of the individual firms to enterprise. Moreover, the review process validated the status of establishments that were non-responding and reported closed, cannot be located, transferred, and out of scope. Telephone inquiry was extensively utilized to verify information from the establishment's contact person. The internet was also used to obtain information on the contact address and to research for information on the status of the establishment.

### Machine processing

Machine processing consisted of data entry, validation of data, encoding of updates, generation and verification of completeness of questionnaires report, summary file report and statistical tables.

A microcomputer-based machine processing and tabulation system for the 2010 ASPBI was developed by the staff of the IRD using MySQL software. The 2010 ASPBI computer system has four modules designed for processing the survey data. These modules are the data entry, validation, export, and tabulation.

Data entry and all other machine processing activities were done by the subject-matter staff.

### Imputation Procedure

Data of non-responding establishments were imputed manually and electronically based on the established imputation methods. Sources of information were from previous reports of the same establishment or from report of other responding establishment with similar characteristics, financial statements filed at Securities and Exchange Commission, and other establishment-based surveys.

Sample establishments that were either out of scope, duplicate or closed belonging in the certainty stratum were not imputed.

### **Tabulation**

Tabulation included generation and evaluation of preliminary and final statistical tables. The statistical tables were evaluated for internal and external consistency of data.

The statistical tables were presented at the national level for all employment sizes and for establishments with TE of less than 20. For establishments with TE of 20 and over, the statistical tables were presented at the national and regional levels for all sections except for section B which is at the national level only. The statistical tables were further disaggregated by industry sub-class (5-digit) and in some cases by industry group (3-digit).

### Statistical Disclosure Control

Section 4 of Commonwealth Act No. 591 requires that the data of individual business firms be kept confidential. To avoid disclosure of information of individual establishment, statistical tables do not provide information for any industry group or sub-class wherein the number of establishments is less than three. Figures relating to such industries were either suppressed or combined with those of other related industries in accordance with the guidelines on statistical disclosure control of data for establishments' survey.

### **Dissemination**

Survey results were disseminated in the form of Special Releases posted on the NSO website, data dissemination seminars, and publication reports.

National data dissemination seminar was conducted on October 4, 2012 at Intercontinental Manila in Makati City to inform the stakeholders on the preliminary results of the survey. This was attended by selected respondents of the survey, representatives from different government agencies, and media organizations.

Regional data disseminations were also conducted from November to February 2013 by NSO Regional Field Offices. Attendees were representatives from both government and non-government organizations and some respondents of the survey who were considered industry leaders in their respective regions. Table 11 shows the list and schedule of the regional data dissemination seminars.

TABLE 11 Schedule of 2010 ASPBI/SICT Regional Data Dissemination Fora

| Region                | Date      | Time                 | Venue  | CO Resource Person                                  |
|-----------------------|-----------|----------------------|--|---|
| NCR                   | 6-Feb-13  | 8:30 AM –<br>12 NN   | Century Park Hotel,<br>Malate, Manila  | Ms. Estela T. de Guzman,<br>Director, ITSD          |
| CAR                   | 14-Dec-12 | 8:00 AM –<br>12 NN   | Solibao Restaurant,<br>Heritage Mansion,<br>Baguio City                                  | Ms. Soraya De Guzman,<br>Statistician IV            |
| I - Ilocos Region     | 21-Nov-12 | 9:00 AM –<br>2:00 PM | Sea & Sky Hotel, San<br>Fernando City, La Union  | Ms. Josephine S. Albino,<br>Statistician IV         |
| II - Cagayan Valley   | 21-Nov-12 | 8:00 AM –<br>12 NN   | Pulsar Hotel,<br>Tuguegarao City   | Ms. Blanca Nina A. Yabut,<br>Statistician II        |
| III - Central Luzon   | 14-Dec-12 | 8:00 AM –<br>12 NN   | Epatha Social Action<br>Center of Pampanga<br>(SACOP), City of San<br>Fernando, Pampanga | Ms. Mari-belle Dy,<br>Statistician III              |
| IVA - CALABARZON      | 6-Dec-12  | 8:30 AM –<br>12 NN   | Montevista Hot spring<br>and Conference Center,<br>Calamba City                          | Ms. Juanita B. Soriano,<br>Statistician IV          |
| IVB - MIMAROPA        | 21-Nov-12 | 1:30 PM –<br>5:00 PM | Ferraren Hills Resort,<br>Calapan City   | Mr. Apolinar F. Oblea,<br>Statistician IV           |
| V - Bicol Region      | 21-Nov-12 | 8:30 AM –<br>3:00 PM | Hotel St. Ellis, Legaspi<br>City   | Mr. Glen G. Polo,<br>Statistician II                |
| VI - Western Visayas  | 12-Dec-12 | 8:30 AM –<br>2:00 PM | Iloilo Grand Tower, Iloilo<br>City   | Ms. Paula Monina G. Collado<br>Deputy Administrator |
| VII - Central Visayas | 21-Nov-12 | 9:00 AM –<br>12 NN   | Golden Peak Tower,<br>Cebu City  | Mr. Emerson M. Aquino,<br>Statistician III          |

| Region                   | Date      | Time              | Venue                                     | CO Resource Person                          |
|--------------------------|-----------|-------------------|---|---|
| VIII - Eastern Visayas   | 21-Nov-12 | 1:30 PM – 5:00 PM | Alejandro Hotel, Tacloban City            | Ms. Ma. Julieta P. Soliven, Statistician IV |
| IX – Zamboanga Peninsula | 21-Nov-12 | 1:30 PM – 5:00 PM | Garden Orchid Hotel, Zamboanga City       | Mr. Jonyper C. Molejon, Statistician II     |
| X - Northern Mindanao    | 19-Nov-12 | 1:00 PM – 5:00 PM | Chali Beach Resort, Cagayan De Oro City   | Ms. Cherilyn C. Cosico, Statistician II     |
| XI - Davao Region        | 21-Nov-12 | 8:00 AM – 12 NN   | Grand Regal Hotel, Davao City             | Ms. Soraya De Guzman, Statistician IV       |
| XII - SOCCSKSARGEN       | 17-Dec-12 | 8:30 AM – 12 NN   | Fred Ann's Foodhaus, Koronadal City       | Ms. Jean C. Floirendo, Statistician III     |
| XIII - Caraga            | 18-Dec-12 | 9:00 AM – 2:30 PM | Almont Hotel's Inland Resort, Butuan City | Ms. Carole A. Blanco, Statistician III      |
| ARMM                     | 21-Nov-12 | 2:00 PM – 5:00 PM | Estosan Garden Hotel, Cotabato City       | Ms. Nenita P. Rebarter, Statistician III    |

Special Releases for the 18 sections and economy-wide final results were made available to the general public at the NSO website prior to the availability of the publications. Final survey results were printed in 20 volumes as shown in Table 12. About 250 copies shall be printed for each volume of all sections except for Manufacturing and Wholesale and Retail Trade with 400 copies each.

TABLE 12 Publication Volumes by Section

| Volume Number | Section  |
|---------------|--|
| I             | Agriculture, Forestry and Fishing                                    |
| II            | Mining and Quarrying   |
| III-A         | Manufacturing (All Employment Sizes and TE of Less Than 20)          |
| III-B         | Manufacturing (TE of 20 and Over)                                    |
| IV            | Electricity, Gas, Steam and Air Conditioning Supply                  |
| V             | Water Supply; Sewerage, Waste Management and Remediation Activities  |
| VI            | Construction   |
| VII           | Wholesale and Retail Trade; Repair of Motor Vehicles and Motorcycles |
| VIII          | Transportation and Storage   |
| IX            | Accommodation and Food Service Activities                            |
| X             | Information and Communication  |
| XI            | Financial and Insurance Activities                                   |
| XII           | Real Estate Activities   |
| XIII          | Professional, Scientific and Technical Activities                    |

| Volume Number | Section                                       |
|---------------|---|
| XIV           | Administrative and Support Service Activities |
| XV            | Education                                     |
| XVI           | Human Health and Social Work Activities       |
| XVII          | Arts, Entertainment and Recreation            |
| XVIII         | Other Service Activities                      |
| XIX           | Economy-Wide Results                          |

## Response Rate

The overall response rate at the national level was 95.14 percent. For establishments with total employment of less than 20, the response rate was 95.17 percent while that for establishments with total employment of 20 and over, 95.12 percent.

Response rate included receipts of “good” questionnaires, partially accomplished questionnaires, consolidated reports, reports of closed, cannot be located, moved out or transferred, out of scope, refusals, duplicates and referrals. Table 13 shows the response rate by section and by employment size.

TABLE 13 Response Rates by Section and by Employment Size

| Section            | Description  | Response Rate |              |             |
|--------------------|--|---------------|--------------|-------------|
|                    |  | Total         | Less than 20 | 20 and over |
| <b>Philippines</b> |  | 95.1          | 95.2         | 95.1        |
| A                  | Agriculture, Forestry and Hunting                                    | 97.4          | 95.5         | 98.1        |
| B                  | Mining and Quarrying   | 93.2          | 93.7         | 92.8        |
| C                  | Manufacturing  | 95.4          | 96.1         | 95.1        |
| D                  | Electricity, Gas, Steam and Air Conditioning Supply                  | 95.1          | 90.0         | 95.8        |
| E                  | Water Supply, Sewerage, Waste Management and Remediation Activities  | 98.7          | 100.0        | 98.2        |
| F                  | Construction   | 95.7          | 96.8         | 95.4        |
| G                  | Wholesale and Retail Trade; Repair of Motor Vehicles and Motorcycles | 94.1          | 93.4         | 94.5        |
| H                  | Transportation and Storage   | 94.5          | 96.3         | 93.5        |
| I                  | Accommodation and Food Service Activities                            | 94.3          | 94.8         | 93.9        |
| J                  | Information and Communication  | 96.4          | 96.9         | 95.4        |

| Section | Description                                       | Response Rate |              |             |
|---------|---|---------------|--------------|-------------|
|         |   | Total         | Less than 20 | 20 and over |
| K       | Financial and Insurance Activities                | 91.6          | 91.1         | 92.4        |
| L       | Real Estate Activities                            | 93.0          | 93.2         | 92.7        |
| M       | Professional, Scientific and Technical Activities | 96.0          | 95.8         | 96.5        |
| N       | Administrative and Support Service Activities     | 94.5          | 95.6         | 93.8        |
| P       | Education   | 98.6          | 98.1         | 99.0        |
| Q       | Human Health and Social Work Activities           | 97.1          | 96.6         | 97.6        |
| R       | Arts, Entertainment and Recreation                | 97.4          | 97.8         | 96.8        |
| S       | Other Service Activities                          | 95.9          | 96.0         | 95.4        |

## Concepts and Definitions

**Book value** is the initial value or acquisition cost of tangible fixed assets less accumulated depreciation.

**Capital participation** refers to the claims of individuals against capital/equity by foreign and/or local investors.

**Capital expenditures** refer to the cost of acquisition of tangible fixed assets, intangible assets, and non-produced assets acquired in 2010 whether or not full payments have been made. Assets received from other establishments belonging to the same enterprise are valued as though purchased.

**Cost** refers to all expenses incurred during the year whether paid or payable. Valuation is at purchaser prices including taxes and other charges, net of rebates, returns and allowances. Goods and services received by the establishment from other establishments of the same enterprise are valued as though purchased.

**Depreciation** is the total amount set aside for the year to cover the decreases in value of tangible fixed assets owned by the establishment because of foreseen obsolescence, wear and tear as a result of operation and normal amount of accidental damage.

**Economic activity** is the establishment's source of income. If the establishment is engaged in several activities, its main economic activity is that which earns the biggest income or revenue.

**Gross addition to tangible fixed assets** is equal to capital expenditures less sale of fixed assets, including land.

**Inventories** refer to the stock of goods owned by and under the control of the establishment as of a fixed date, regardless of where the stocks are located. Valuation should be at current replacement cost in purchaser (market) prices. Replacement cost is the cost of an item in terms of its present price rather than its original cost.

*Change in inventories* is equivalent to the value of inventories at the end of the year less the value of inventories at the beginning of the year.

**Losses and damages** refer to the decrease in the book value of tangible fixed assets due to theft, major catastrophe, and other accidental destructions.

**Major alterations and improvements** are done to increase the performance or capacity of existing tangible fixed assets or to significantly extend their previous expected service lives.

**New tangible fixed assets** refer to brand new fixed assets acquired during the year, including directly or newly imported tangible fixed assets.

**Revenue** includes cash received and receivables for goods/products and by-products sold and services rendered. Valuation is at producer prices (ex-establishment), net of discounts, and allowances, including duties and taxes but excluding subsidies.

**Salaries and wages** are payments in cash or in kind to all employees, prior to deductions for employee's contributions to SSS/GSIS, withholding tax, etc. Included are total basic pay, overtime pay, and other benefits.

*Other benefits* include vacation, sick and maternity leave pay, bonuses, cost of living allowances, food, uniforms, housing, commissions paid for salaried employees, commutable transportation and representation allowances, and share of catch/harvest given to employees as salaries and wages. Excluded are costs of working clothes, reimbursable transportation and representation allowances, and separation, retirement, terminal pay, gratuities, etc.

*Overtime pay* is payment given for extra hours worked.

**Sale of tangible fixed assets** refer to the actual amount received/realized (**not** book value) from the sale of tangible fixed assets during the year including the value of tangible fixed assets transferred to other establishments of the same enterprise.

**Social contributions** refer to payments made by the employer on behalf of the employees. Examples are SSS, GSIS, Employees Compensation Commission (ECC), Phil health and PAG-IBIG.

**Subsidies** refer to special grants received from the government in the form of financial assistance or tax exemption or tax privilege given by the government to aid and develop an industry.

**Tangible fixed assets** are physical assets expected to have productive lives of more than one year and intended for use and/or being used by the establishment. Included are land, buildings, other structures and land improvements, transport equipments, machinery and other equipments, furniture, fixtures, and other fixed assets.

**Tangible fixed assets produced on own account** refer to the physical assets produced by the establishment for its own use. It is valued as the cost of all work put in place, including overhead.

**Taxes on products and production** refer to all taxes, other than income tax, incidental to the production or sale of goods and services that are chargeable as expenses including business license, BIR stamps, real estate tax and other local taxes.

**Total employment** is the number of persons who worked in for the establishment as of November 15, 2010.

*Paid employees* are all persons working in the establishment and receiving pay, as well as those working away from the establishment paid by and under the control of the establishment. Included are all employees on sick leave, paid vacation or holiday. Excluded are consultants, home workers, receiving pure commissions only, and workers on indefinite leave.

*Unpaid workers* are persons working for at least one third of the working time normal to the establishment and do not receive regular pay.

*Working owners* are owners who are actively engaged in the management but do not receive regular pay, i.e. not included in the payrolls. Managers and directors of corporations working for pay are reported as managers.

**Used tangible fixed assets** refer to those that have been used previously within the country.

**Value added** is gross output *less* intermediate cost. Gross output for transportation and storage is the sum of the following revenue items: revenue from main activity; value of industrial services done for others; value of non-industrial services done for others less rent income from land; commissions and fees earned; trade margin; foreign exchange gains; other income; capital expenditures of fixed assets produced on own account. Intermediate costs is equal to the sum of the following cost items: materials and supplies used; fuels, lubricants oils and greases used; electricity and water purchased; cost of industrial services done by others; cost of non-industrial services done by others less rent expense for land; research and experimental development; environmental protection expense; royalty fee; franchise fee; foreign exchange losses; other cost.

## Kinds of Establishments

|                                    |  |
|------------------------------------|--|
| <i>Agriculture Establishment</i>   | Farms, plantation, hacienda, ranch, or company engaged in the production of agricultural crops, livestock, poultry and other animals including animal products; firm providing agricultural, animal husbandry and horticultural services.  |
| <i>Forestry Establishment</i>      | Company engaged in logging operations; planting, replanting and conservation of forest; hunting, trapping and game propagation.  |
| <i>Fishing Establishment</i>       | Firm or company engaged in ocean, coastal and inland fishing; operation of fish farms, fishponds, fish pen; pearl farms and other fishing activities.  |
| <i>Mining Establishment</i>        | Mining camp engaged in the exploration, extraction, dressing and beneficiating of minerals such as coal and ores, crude petroleum and natural gas.   |
| <i>Quarrying Establishments</i>    | Firm or company engaged in the extraction from the earth of building and monumental stone, clay, sand and gravel; guano gathering and salt evaporation.  |
| <i>Manufacturing Establishment</i> | Shop, factory, bakery, millwork, distillery, refinery, cannery, abattoir, brewery, foundry, tannery or plant engaged in manufacturing processing, fabricating of finishing products, mechanically or manually, including the assembly of the component parts of manufactured products and the substantial alteration, reconstruction and repair of special types of goods. |
| <i>Electricity Establishment</i>   | Plant engaged in the generation, transmission, and/or distribution of electric energy for sale to users, or one, which produces electricity for its parent enterprise.   |

|   |  |
|---|--|
| <i>Water Supply Establishment</i>                         | Water system/waterworks engaged in the collection, purification and distribution of water to users.  |
| <i>Construction Establishment</i>                         | General contractor engaged in the construction, repair or demolition of buildings, highways, airports and other structures; land leveling; earth moving and land reclamation; specialty contractor engaged in specialized trade or craft like electrical installation, plumbing, painting, air conditioning, well drilling, installation of doors and windows and other work on component parts of the structure.    |
| <i>Wholesale Trade and Commission Trade Establishment</i> | Store, shop, office, bazaar, arcade or emporium engaged in the (a) resale (sale without transformation) of new and used goods (in bulk) to retailers, industrial/commercial/institutional/ professional users, or to other wholesalers and (b) trading on behalf and on the account of others.   |
| <i>Retail Trade Establishment</i>                         | Department store, hypermart, convenience store, variety store, shop, mart, bazaar, sari-sari store, pharmacy, supermarket, grocery, arcade or emporium engaged in the resale (sale without transformation) of new and used goods to the general public.  |
| <i>Repair Service Establishment</i>                       | Shop specializing in the repair of consumer goods like footwear, luggage, handbags and gloves and other leather goods; electrical appliances, and equipment as television and radio receivers, refrigerators, washing machines, ironers, vacuum cleaners, toasters, motor vehicles including motorcycles; watch, clock and jewelry; bicycles; typewriters, cameras, binoculars, musical instruments, umbrellas, etc. |
| <i>Food and Drinks Service Establishment</i>              | Restaurant, bar, lounge, salon, parlor, kiosk, club, counter, café, canteen engaged in the sale of prepared food and drinks generally for consumption within the premises.   |
| <i>Lodging and Rooming Service Establishment</i>          | Hotel, motel, resort, inn, lodge, camp, dormitory or lodging house engaged in the provision of lodging facilities, to the general public on lease, rental or fee basis.  |
| <i>Transport Establishment</i>                            | Bus line, air line, shipping line, agency, broker or transport operator engaged in providing (a) vehicles for the transport to passenger or freight through regular scheduled operation, charter, rental or fee basis, and (b) services incidental to transport such as maintenance and operation of piers, terminals, depots; pilotage, forwarding packing and crating.   |
| <i>Storage and Warehousing Establishment</i>              | Brokerage, agency or office engaged in the operation of storage facilities and warehouse for hire by the general public for storage of such items as farm products, food, furniture, and other household goods, textiles and lumber.   |
| <i>Telecommunication Establishment</i>                    | Station, office or agency engaged in the transmission of sound, images, data or other information via cables, broadcasting, relay, or satellite.   |
| <i>Financial Establishment</i>                            | Bank, savings and loan association, credit institution, pawnshop, financial institution, trust company, investment company, pawn broker, or institution engaged in accepting of deposits, granting loans and the investment of money; dealer, broker or office engaged in investment research and counseling, check cashing, stock quotation, foreign exchange dealing and other financial services.                 |

|   |  |
|---|--|
| <i>Insurance, Pre-Need Plan Companies and Pension Funding Establishment</i> | Life insurance companies; non-life insurance for fire, marine, accident, health, title, financial obligation, casualty, fidelity and surety; agents and brokers servicing insurance carriers, consultant for policyholders; fund managers.   |
| <i>Real Estate Establishment</i>  | Realtor, developer, agency, broker, lessor or companies engaged in the operating, developing, subdividing, buying and selling of real estate including cemetery lots and columbarium.  |
| <i>Business Service Establishment</i>                                       | Office, agency or firm engaged in (a) rental and leasing of machinery and equipment, audio-video machines, tapes and records, sports and recreational equipment; (b) computer-related activities; (c) legal, accounting, bookkeeping, research and development, advertising and other technical services; (d) cleaning of offices, shops, and factories; (e) photographic activities; (f) basic and general research in the biological, physical and social sciences; (g) transcription activities (medical, legal); and (h) call centers. |
| <i>Sanitary Establishment</i>   | Company engaged in the collection and disposal of garbage, sewage and human waste.   |
| <i>Social Service Establishment</i>   | School, college, university or seminary offering educational services; a clinic, hospital, sanitarium, nursing home or a similar institution offering medical, dental and other health and veterinary services; a home orphanage, society, center or agency engaged in providing social welfare services.  |
| <i>Recreational and Cultural Service Establishment</i>                      | Motion picture producer, booking agency, movie house, theater, radio and television station and studio, stage and opera company, band, orchestra, ticket agency, library, museum, dance hall, bowling alley, park, beach, swimming pool, sports club, gallery, skating rink race track or golf course engaged in providing entertainment, amusement and recreational services.   |
| <i>Personal Service Establishment</i>                                       | A laundry shop, barber shop, massage clinic, beauty parlor, funeral parlor, fortune telling shop and such engaged in rendering various specialized service to the general public.  |

## **Symbols and Abbreviations Used in Statistical Tables**

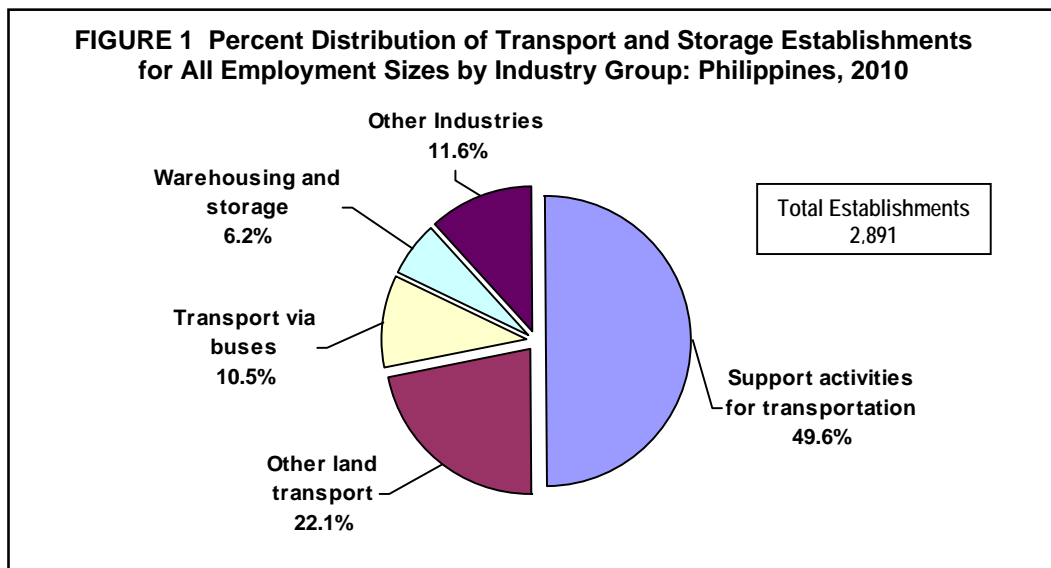
|       |  |
|-------|--|
| s     | suppressed data to avoid disclosure of individual establishment's data |
| }     | combined data of two or more industries or regions                     |
| -     | zero   |
| n.e.c | not elsewhere classified   |

## BRIEF ANALYSIS

### Number of Establishments

According to the final results of the 2010 Annual Survey of Philippine Business and Industry (ASPBI), there were 2,891 establishments engaged in Transportation and Storage sector. Establishments with total employment (TE) of less than 20 represented 2,095 (72.5%) of the total establishments while 796 (27.5%) were establishments with TE of 20 and over.

Support activities for transportation topped the sector with 1,433 establishments or 49.6 percent. Majority of establishments under this industry group were engaged in freight forwarding services and customs brokerage (ship and aircraft) comprising 78.4 percent of the total establishments in the industry group. This was followed by other land transport and transport via buses industries with 639 establishments (22.1%) and 303 establishments (10.5%), respectively. Figure 1 shows the percent distribution of establishments by industry group in 2010.

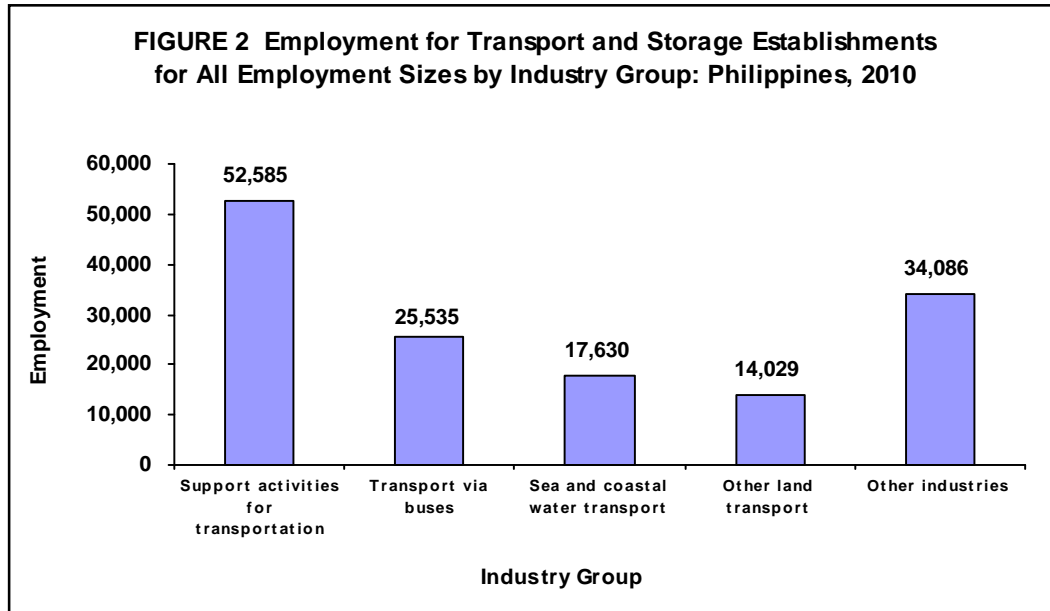


On the regional level, National Capital Region (NCR) registered the highest number for establishments with TE of 20 and over at 466 or 58.5 percent. Central Visayas and CALABARZON followed next with 76 establishments (9.5%) and 60 establishments (7.5%), respectively.

### Employment

Employment for the sector reached a total of 143,909 in 2010. Almost all or 98.6 percent were paid employees (141,962) while the rest were unpaid workers. Establishments with TE of 20 and over employed 123,176 or 85.6% percent of the total employment while 20,733 workers or 14.4 percent were for establishments with TE of less than 20.

Among industries, support activities for transportation industry had the highest number of employees with 52,585 (36.5%). Transport via buses industry ranked second with 17.7 percent while sea and coastal water transport, third with 12.3 percent. Distribution of employment by industry group for the sector is shown in Figure 2.



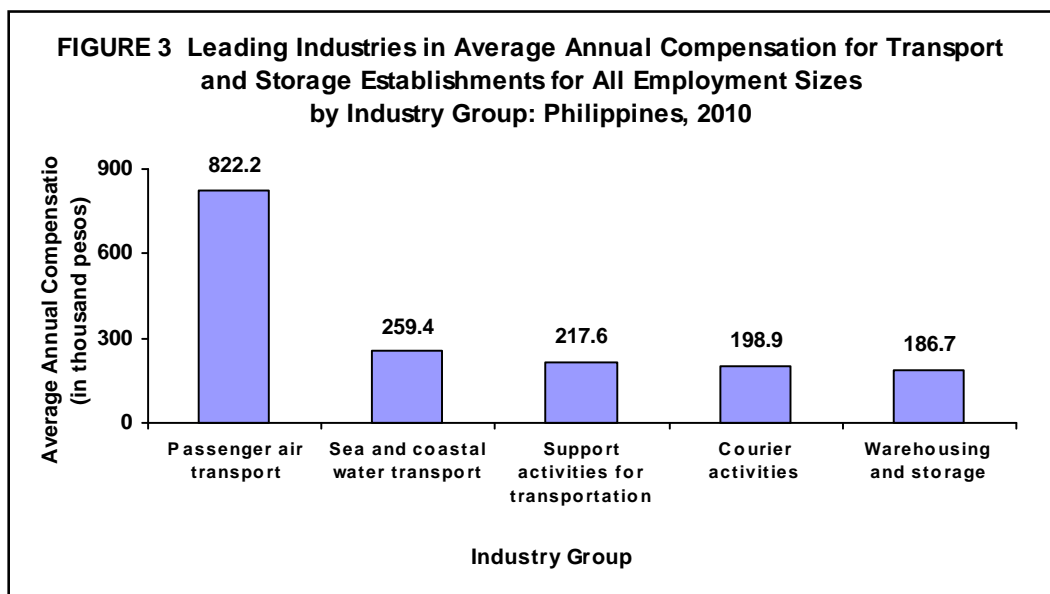
Regionwise, NCR reported the highest number of employees for TE of 20 and over at 77,242 or 62.7 percent. Central Visayas and CALABARZON occupied the second and third spot with 9,626 (7.8%) and 6,943 (5.6%), respectively.

## Compensation

The total compensation paid by Transportation and Storage sector amounted to PHP34.8 billion, translating to an equivalent average annual compensation of PHP245,363. Compensation provided by establishments with total employment of 20 and over accounted for PHP32.0 billion or 92.0 percent of the total. On the other hand, establishments with total employment of less than 20, contributed PHP2.8 billion or 8.0 percent of the total compensation.

By industry group, support activities for transportation industry paid the highest at PHP11.3 billion (32.5%). Passenger air transport industry came in second with PHP9.7 billion (27.9%) while sea and coastal water transport industry placed third with PHP4.4 billion (12.7%).

Employees of passenger air transport industry were the highest earners for the sector in 2010 with an average annual compensation of PHP822,204. Employees of sea and coastal water transport industry and support activities for transportation industry followed with PHP259,409 and PHP217,600, respectively. Workers in other land transport industry received the lowest average annual compensation of PHP115,478. Figure 3 shows the leading industries with highest average annual compensation for the sector.



NCR paid the highest compensation for establishments with total employment of 20 and over with PHP26.1 billion or 81.3 percent. This was followed by Central Visayas and Central Luzon, with PHP1.5 billion or 4.7 percent and PHP919 million or 2.9 percent, respectively.

### Revenue

Gross revenue earned by Transportation and Storage sector reached PHP284.1 billion. Establishments with total employment of 20 and over generated PhP266.2 billion (93.7%) while establishment with total employment of less than 20 accounted for PHP17.9 billion (6.3%).

Passenger air transport industry was the top contributor with revenue of PHP102.9 billion or 36.2 percent of the total. Support activities for transportation industry was second with PHP76.7billion (27.0%) followed by sea and coastal water transport with PHP48.5 billion (17.1%).

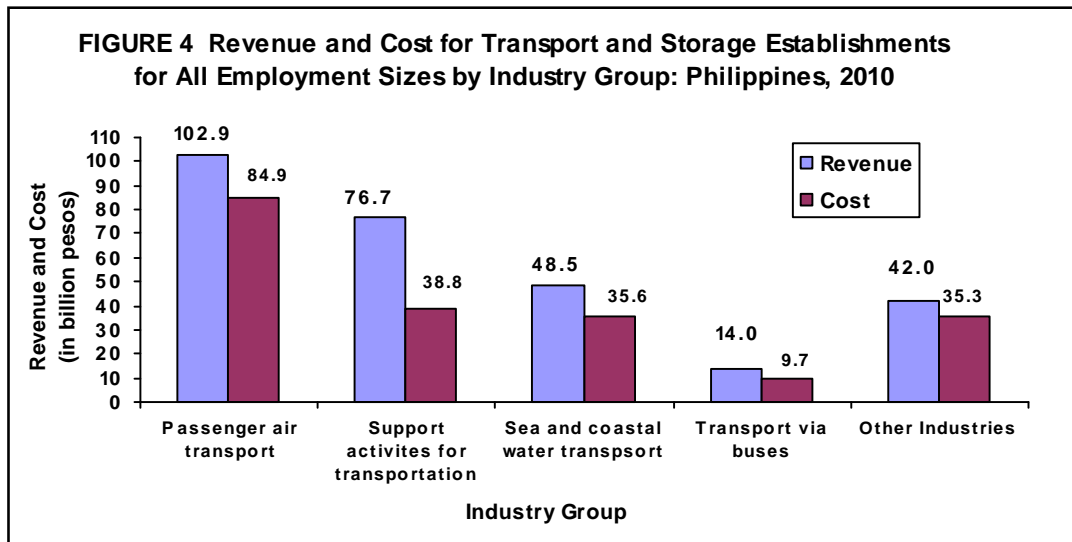
Across the region, NCR posted the highest revenue of PHP228.3 billion (85.8%) for establishments with TE of 20 and over. Central Visayas and CALABARZON followed next with PHP12.0 billion establishments (4.5%) and PHP8.3 billion (3.1%), respectively.

### Cost

Costs for operating the industry summed up to PHP204.2 billion. Establishments with TE of more than 20 spent PHP190.8 billion (93.4%) of the total costs while PHP13.5 (6.6%) were utilized by establishments with TE of less than 20.

Passenger air transport industry incurred the highest cost with PHP84.9 billion (41.6%) followed by support activities for transportation with PHP38.8 billion (19.0%). Sea and coastal water transport industry came in third with PHP35.6 billion (17.4%).

On the regional level, NCR incurred the highest cost for establishments with TE of 20 and over at PHP 162.4 billion or 85.1 percent. Central Visayas and CALABARZON followed with 8.8 billion (4.6%) and PHP7.0 billion (3.6%), respectively. Revenue and cost distribution for the sector is shown in Figure 4.



Revenue per peso cost for the sector amounted to 1.39. Among industries, support activities for transportation industry posted the highest ratio of 1.98, followed by courier activities and transport via buses industries with ratio of 1.70 and 1.45 revenue per peso cost, respectively.

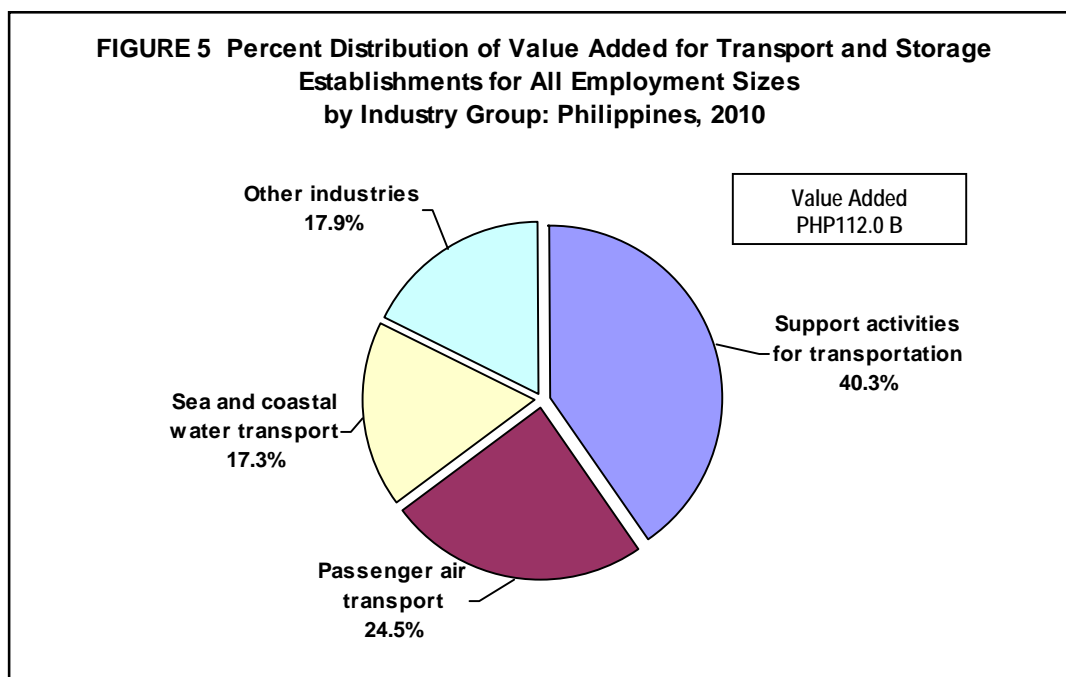
### Value added

Value added was estimated at PHP112.0 billion. About forty percent of the total value added of the sector or PHP45.2 billion was contributed by support activities for transportation. Passenger air transport and sea and coastal water transport industries followed with PHP27.4 billion (24.5%) and PHP19.4 billion (17.3%), respectively. (See Figure 6).

### Labor Productivity

Employees of passenger air transport industry were the most productive in 2010 in terms of value added per worker with PHP2.3 million. Sea and coastal water transport and support activities for transportation recorded PHP1.1 million and PHP859 thousand, respectively. These three industry groups surpassed the national average of PHP778 thousand.

Revenue per employee, another measure of labor productivity, was estimated at PHP1.9 million for the sector. Among industries, passenger air transport industry had the highest average of PHP8.7 million while industry under transport via buses recorded the least at PHP550 thousand.



### Gross additions

Transport and Storage establishments had total gross additions to tangible fixed assets amounting to PHP20.2 billion in 2010. Among industries, passenger air transport industry registered the highest addition to fixed assets with PHP9.1 billion or accounting for 45.0 percent of the total. Establishments engaged in sea and coastal water transport and support activities for transportation industries ranked second and third with PHP5.1 billion (25.4%) and PHP2.5 billion (12.2%), respectively. The rest of the industries registered less than six percent share to total gross addition to fixed assets.

### Change in inventories

Change in inventories, defined as the value of ending less the beginning inventory, amounted to PHP1.7 billion in 2010. Among industries, sea and coastal water transport industry recorded the highest change in inventories with PHP922.1 million (54.7%). Passenger air transport industry followed with PHP563.4 million (33.4%). On the other hand, Transport via railways industry had a negative change in inventories amounting to PHP155.9 million.

### Subsidies

Subsidies granted by the government to the sector amounted to PHP5.8 billion in 2010. Most of the subsidies were given to transport via railways with PHP5.8 billion (99.7%).

TABLE A Summary Statistics for Transportation and Storage Establishments for All Employment Sizes by Industry Group: Philippines, 2010

(Value in thousand pesos. Details may not add-up to total due to rounding and/or statistical disclosure control)

| 2009<br>PSIC<br>Code | Industry Description                  | Number<br>of<br>Establishments | Employment<br>as of November 15 |                   | Total<br>Compensation | Total<br>Revenue   |
|----------------------|---------------------------------------|--------------------------------|---------------------------------|-------------------|-----------------------|--------------------|
|                      |                                       |                                | Total                           | Paid<br>Employees |                       |                    |
|                      |                                       | (1)                            | (2)                             | (3)               | (4)                   | (5)                |
| <b>H</b>             | <b>Transportation and Storage</b>     | <b>2,891</b>                   | <b>143,909</b>                  | <b>141,962</b>    | <b>34,832,186</b>     | <b>284,114,402</b> |
| H491                 | Transport via railways                | 3                              | 3,455                           | 3,455             | 612,798               | 5,554,526          |
| H492                 | Transport via buses                   | 303                            | 25,535                          | 25,180            | 3,516,205             | 14,053,155         |
| H493                 | Other land transport                  | 639                            | 14,029                          | 13,769            | 1,590,011             | 10,464,717         |
| H494                 | Transport via pipeline                | s                              | s                               | s                 | s                     | s                  |
| H501                 | Sea and coastal water transport       | 147                            | 17,630                          | 16,995            | 4,408,660             | 48,473,968         |
| H502                 | Inland water transport                | s                              | s                               | s                 | s                     | s                  |
| H511                 | Passenger air transport               | 24                             | 11,817                          | 11,817            | 9,715,985             | 102,881,133        |
| H512                 | Freight air transport                 | s                              | s                               | s                 | s                     | s                  |
| H521                 | Warehousing and storage               | 180                            | 6,083                           | 5,976             | 1,115,634             | 12,350,869         |
| H522                 | Support activities for transportation | 1,433                          | 52,585                          | 52,080            | 11,332,586            | 76,738,590         |
| H532                 | Courier activities                    | 113                            | 12,097                          | 12,089            | 2,404,313             | 12,584,176         |

| 2009<br>PSIC<br>Code | Industry Description                  | Cost               | Value Added        | Gross Additions<br>to Tangible Fixed<br>Assets | Change<br>in Inventories | Subsidies        |
|----------------------|---------------------------------------|--------------------|--------------------|--|--------------------------|------------------|
|                      |                                       | (6)                | (7)                | (8)  | (9)                      | (10)             |
| <b>H</b>             | <b>Transportation and Storage</b>     | <b>204,224,552</b> | <b>112,011,034</b> | <b>20,246,486</b>                              | <b>1,685,861</b>         | <b>5,835,200</b> |
| H491                 | Transport via railways                | 9,681,989          | 127,854            | 260,032  | -155,912                 | 5,818,110        |
| H492                 | Transport via buses                   | 9,700,943          | 6,275,071          | 1,083,078                                      | 120,758                  | -                |
| H493                 | Other land transport                  | 7,610,374          | 3,945,423          | 620,135  | 55,423                   | -                |
| H494                 | Transport via pipeline                | s                  | s                  | s  | s                        | s                |
| H501                 | Sea and coastal water transport       | 35,552,263         | 19,354,453         | 5,147,114                                      | 922,069                  | 11,005           |
| H502                 | Inland water transport                | s                  | s                  | s  | s                        | s                |
| H511                 | Passenger air transport               | 84,886,106         | 27,433,132         | 9,105,104                                      | 563,420                  | -                |
| H512                 | Freight air transport                 | s                  | s                  | s  | s                        | s                |
| H521                 | Warehousing and storage               | 9,888,440          | 3,795,284          | 1,024,927                                      | 170,687                  | 6,084            |
| H522                 | Support activities for transportation | 38,789,387         | 45,168,129         | 2,460,663                                      | 7,036                    | -                |
| H532                 | Courier activities                    | 7,390,520          | 5,518,026          | 445,521  | 887                      | -                |

s - Suppressed data

TABLE B Summary Statistics for Transportation and Storage Establishments with Total Employment of 20 and Over by Industry Group: Philippines, 2010

(Value in thousand pesos. Details may not add-up to total due to rounding and/or statistical disclosure control)

| 2009<br>PSIC<br>Code | Industry Description                  | Number<br>of<br>Establishments | Employment<br>as of November 15 |                   | Total<br>Compensation | Total<br>Revenue   |
|----------------------|---------------------------------------|--------------------------------|---------------------------------|-------------------|-----------------------|--------------------|
|                      |                                       |                                | Total                           | Paid<br>Employees |                       |                    |
|                      |                                       | (1)                            | (2)                             | (3)               | (4)                   | (5)                |
| <b>H</b>             | <b>Transportation and Storage</b>     | <b>796</b>                     | <b>123,176</b>                  | <b>121,987</b>    | <b>32,028,231</b>     | <b>266,165,349</b> |
| H491                 | Transport via railways                | 3                              | 3,455                           | 3,455             | 612,798               | 5,554,526          |
| H492                 | Transport via buses                   | 129                            | 23,272                          | 22,973            | 3,356,961             | 13,478,920         |
| H493                 | Other land transport                  | 149                            | 8,789                           | 8,770             | 1,063,056             | 6,580,595          |
| H494                 | Transport via pipeline                | s                              | s                               | s                 | s                     | s                  |
| H501                 | Sea and coastal water transport       | 100                            | 17,058                          | 16,446            | 4,322,645             | 47,894,834         |
| H502                 | Inland water transport                | s                              | s                               | s                 | s                     | s                  |
| H511                 | Passenger air transport               | 10                             | 11,681                          | 11,681            | 9,677,699             | 102,520,463        |
| H512                 | Freight air transport                 | s                              | s                               | s                 | s                     | s                  |
| H521                 | Warehousing and storage               | 36                             | 4,340                           | 4,338             | 834,801               | 8,635,040          |
| H522                 | Support activities for transportation | 317                            | 42,909                          | 42,669            | 9,729,167             | 68,541,717         |
| H532                 | Courier activities                    | 45                             | 11,371                          | 11,364            | 2,312,930             | 12,154,972         |

| 2009<br>PSIC<br>Code | Industry Description                  | Cost               | Value Added        | Gross Additions<br>to Tangible Fixed<br>Assets | Change<br>in Inventories | Subsidies        |
|----------------------|---------------------------------------|--------------------|--------------------|--|--------------------------|------------------|
|                      |                                       | (6)                | (7)                | (8)  | (9)                      | (10)             |
| <b>H</b>             | <b>Transportation and Storage</b>     | <b>190,752,009</b> | <b>105,471,724</b> | <b>19,166,048</b>                              | <b>1,685,540</b>         | <b>5,835,100</b> |
| H491                 | Transport via railways                | 9,681,989          | 127,854            | 260,032  | -155,912                 | 5,818,110        |
| H492                 | Transport via buses                   | 9,367,834          | 5,930,163          | 870,031  | 107,886                  | -                |
| H493                 | Other land transport                  | 4,544,928          | 2,724,883          | 438,127  | 22,281                   | -                |
| H494                 | Transport via pipeline                | s                  | s                  | s  | s                        | s                |
| H501                 | Sea and coastal water transport       | 35,048,783         | 19,207,681         | 5,136,546                                      | 936,763                  | 11,005           |
| H502                 | Inland water transport                | s                  | s                  | s  | s                        | s                |
| H511                 | Passenger air transport               | 84,609,787         | 27,275,229         | 9,100,437                                      | 562,441                  | -                |
| H512                 | Freight air transport                 | s                  | s                  | s  | s                        | s                |
| H521                 | Warehousing and storage               | 6,742,510          | 2,566,765          | 835,869  | 152,742                  | 5,984            |
| H522                 | Support activities for transportation | 33,038,238         | 41,985,845         | 1,987,380                                      | 57,180                   | -                |
| H532                 | Courier activities                    | 7,146,424          | 5,326,588          | 441,138  | 921                      | -                |

s - Suppressed data

TABLE C. Summary Statistics for Transportation and Storage Establishments with Total Employment of Less than 20 by Industry Group: Philippines, 2010

(Value in thousand pesos. Details may not add-up to total due to rounding and/or statistical disclosure control)

| 2009<br>PSIC<br>Code | Industry Description                  | Number<br>of<br>Establishments | Employment<br>as of November 15 |                   | Total<br>Compensation | Total<br>Revenue  |
|----------------------|---------------------------------------|--------------------------------|---------------------------------|-------------------|-----------------------|-------------------|
|                      |                                       |                                | Total                           | Paid<br>Employees |                       |                   |
|                      |                                       | (1)                            | (2)                             | (3)               | (4)                   | (5)               |
| <b>H</b>             | <b>Transportation and Storage</b>     | <b>2,095</b>                   | <b>20,733</b>                   | <b>19,974</b>     | <b>2,803,955</b>      | <b>17,949,053</b> |
| H492                 | Transport via buses                   | 174                            | 2,263                           | 2,207             | 159,244               | 574,236           |
| H493                 | Other land transport                  | 490                            | 5,240                           | 4,999             | 526,955               | 3,884,122         |
| H501                 | Sea and coastal water transport       | 47                             | 572                             | 548               | 86,015                | 579,134           |
| H502                 | Inland water transport                | 42                             | 378                             | 312               | 17,821                | 208,985           |
| H511                 | Passenger air transport               | 14                             | 135                             | 135               | 38,286                | 360,669           |
| H521                 | Warehousing and storage               | 144                            | 1,744                           | 1,638             | 280,833               | 3,715,829         |
| H522                 | Support activities for transportation | 1,116                          | 9,675                           | 9,411             | 1,603,418             | 8,196,873         |
| H532                 | Courier activities                    | 68                             | 725                             | 725               | 91,383                | 429,204           |

| 2009<br>PSIC<br>Code | Industry Description                  | Cost              | Value Added      | Gross Additions<br>to Tangible Fixed<br>Assets | Change<br>in Inventories | Subsidies  |
|----------------------|---------------------------------------|-------------------|------------------|--|--------------------------|------------|
|                      |                                       | (6)               | (7)              | (8)  | (9)                      | (10)       |
| <b>H</b>             | <b>Transportation and Storage</b>     | <b>13,472,543</b> | <b>6,539,311</b> | <b>1,080,438</b>                               | <b>321</b>               | <b>100</b> |
| H492                 | Transport via buses                   | 333,109           | 344,910          | 213,046  | 12,872                   | -          |
| H493                 | Other land transport                  | 3,065,446         | 1,220,541        | 182,008  | 33,143                   | -          |
| H501                 | Sea and coastal water transport       | 503,480           | 146,771          | 10,569   | (14,694)                 | -          |
| H502                 | Inland water transport                | 153,012           | 66,939           | 3,424  | 253                      | -          |
| H511                 | Passenger air transport               | 276,319           | 157,904          | 4,667  | 979                      | -          |
| H521                 | Warehousing and storage               | 3,145,931         | 1,228,518        | 189,057  | 17,945                   | 100        |
| H522                 | Support activities for transportation | 5,751,149         | 3,182,285        | 473,284  | (50,143)                 | -          |
| H532                 | Courier activities                    | 244,096           | 191,435          | 4,382  | (34)                     | -          |

TABLE D Summary Statistics for Transportation and Storage Establishments with Total Employment of 20 and Over by Region: Philippines, 2010

(Value in thousand pesos. Details may not add-up to total due to rounding and/or statistical disclosure control)

| Region                               | Number of Establishments | Employment as of November 15 |                | Total Compensation | Total Revenue      |
|--------------------------------------|--------------------------|------------------------------|----------------|--------------------|--------------------|
|                                      |                          | Total                        | Paid Employees |                    |                    |
|                                      | (1)                      | (2)                          | (3)            | (4)                | (5)                |
| <b>Transportation and Storage</b>    | <b>796</b>               | <b>123,176</b>               | <b>121,987</b> | <b>32,028,231</b>  | <b>266,165,349</b> |
| National Capital Region              | 466                      | 77,242                       | 76,931         | 26,052,687         | 228,297,595        |
| Cordillera Administrative Region     | 3                        | 175                          | 174            | 10,538             | 34,858             |
| Ilocos Region                        | 6                        | 407                          | 400            | 19,478             | 96,815             |
| II - Cagayan Valley                  | 3                        | 114                          | 105            | 18,035             | 63,815             |
| III - Central Luzon                  | 26                       | 5,188                        | 4,999          | 919,465            | 6,069,471          |
| IVA - CALABARZON                     | 60                       | 6,943                        | 6,937          | 786,154            | 8,265,337          |
| IVB - MIMAROPA                       | 10                       | 475                          | 472            | 38,882             | 167,014            |
| V - Bicol Region                     | 18                       | 1,732                        | 1,721          | 165,707            | 683,888            |
| VI - Western Visayas                 | 28                       | 3,404                        | 3,394          | 371,662            | 1,424,676          |
| VII - Central Visayas                | 76                       | 9,626                        | 9,253          | 1,491,006          | 12,035,142         |
| VIII - Eastern Visayas               | 14                       | 873                          | 860            | 57,787             | 255,567            |
| IX - Zamboanga Peninsula             | 9                        | 2,234                        | 2,000          | 201,195            | 831,541            |
| X - Northern Mindanao                | 27                       | 6,514                        | 6,511          | 585,806            | 1,663,443          |
| XI - Davao Region                    | 30                       | 5,556                        | 5,540          | 1,039,309          | 4,978,641          |
| XII - SOCCKSARGEN                    | a/ 15                    | a/ 2,384                     | a/ 2,378       | a/ 242,496         | a/ 1,197,804       |
| XIII - Caraga                        | 5                        | 311                          | 311            | 28,025             | 99,743             |
| Autonomous Region in Muslim Mindanao | c/                       | c/                           | c/             | c/                 | c/                 |

| Region                               | Cost               | Value Added        | Gross Additions to Tangible Fixed Assets | Change in Inventories | Subsidies        |
|--------------------------------------|--------------------|--------------------|--|-----------------------|------------------|
|                                      | (6)                | (7)                | (8)                                      | (9)                   | (10)             |
| <b>Transportation and Storage</b>    | <b>190,752,009</b> | <b>105,471,724</b> | <b>19,166,048</b>                        | <b>1,685,540</b>      | <b>5,835,100</b> |
| National Capital Region              | 162,357,591        | 91,156,067         | 17,159,484                               | 476,939               | 5,826,784        |
| Cordillera Administrative Region     | 24,657             | 12,927             | -  | -                     | -                |
| Ilocos Region                        | 67,833             | 45,578             | -  | 20                    | -                |
| II - Cagayan Valley                  | 50,990             | 22,962             | 10,270                                   | (782)                 | -                |
| III - Central Luzon                  | 5,258,813          | 1,297,367          | 274,534                                  | 30,818                | -                |
| IVA - CALABARZON                     | 6,950,159          | 2,008,469          | 227,371                                  | 137,448               | 8,316            |
| IVB - MIMAROPA                       | 79,420             | 95,830             | 14                                       | -                     | -                |
| V - Bicol Region                     | 435,531            | 329,283            | 45,525                                   | 7,853                 | -                |
| VI - Western Visayas                 | 905,613            | 621,864            | 138,820                                  | 4,596                 | -                |
| VII - Central Visayas                | 8,785,054          | 5,773,464          | 935,272                                  | 1,002,927             | -                |
| VIII - Eastern Visayas               | 159,830            | 119,541            | 11,804                                   | (2,629)               | -                |
| IX - Zamboanga Peninsula             | 566,120            | 288,717            | 6,464                                    | 415                   | -                |
| X - Northern Mindanao                | 1,028,195          | 781,742            | 28,999                                   | (13,462)              | -                |
| XI - Davao Region                    | 3,203,407          | 2,354,491          | 255,147                                  | 37,619                | -                |
| XII - SOCCKSARGEN                    | a/ 820,740         | a/ 517,054         | a/ 71,727                                | a/ 3,763              | a/ -             |
| XIII - Caraga                        | 58,055             | 46,363             | 617                                      | 17                    | -                |
| Autonomous Region in Muslim Mindanao | c/                 | c/                 | c/                                       | c/                    | c/               |

a/ - Includes data of ARMM

c/ - Data combined with SOCCKSARGEN

TABLE R Selected Indicators for Transportation and Storage Establishments for All Employment Sizes by Industry Group: Philippines, 2010

| 2009<br>PSIC<br>Code | Industry Description                  | Average Number<br>of Workers<br>per Establishment | Average<br>Annual<br>Compensation | Revenue<br>per<br>Cost | Revenue<br>per<br>Employee | Value Added<br>per<br>Worker |
|----------------------|---------------------------------------|---|-----------------------------------|------------------------|----------------------------|------------------------------|
|                      |                                       | (1)   | (2)                               | (3)                    | (4)                        | (5)                          |
| <b>H</b>             | <b>Transportation and Storage</b>     | <b>50</b>   | <b>245,363</b>                    | <b>1.39</b>            | <b>1,974,264</b>           | <b>778,346</b>               |
| H491                 | Transport via railways                | 1,152   | 177,366                           | 0.57                   | 1,607,678                  | 37,005                       |
| H492                 | Transport via buses                   | 84  | 139,643                           | 1.45                   | 550,349                    | 245,744                      |
| H493                 | Other land transport                  | 22  | 115,478                           | 1.38                   | 745,935                    | 281,233                      |
| H494                 | Transport via pipeline                | s   | s                                 | s                      | s                          | s                            |
| H501                 | Sea and coastal water transport       | 120   | 259,409                           | 1.36                   | 2,749,516                  | 1,097,814                    |
| H502                 | Inland water transport                | s   | s                                 | s                      | s                          | s                            |
| H511                 | Passenger air transport               | 492   | 822,204                           | 1.21                   | 8,706,197                  | 2,321,497                    |
| H512                 | Freight air transport                 | s   | s                                 | s                      | s                          | s                            |
| H521                 | Warehousing and storage               | 34  | 186,686                           | 1.25                   | 2,030,391                  | 623,916                      |
| H522                 | Support activities for transportation | 37  | 217,600                           | 1.98                   | 1,459,325                  | 858,955                      |
| H532                 | Courier activities                    | 107   | 198,884                           | 1.70                   | 1,040,272                  | 456,148                      |

TABLE R1 Selected Indicators for Transportation and Storage Establishments with Total Employment of 20 and Over by Industry Group: Philippines, 2010

| 2009<br>PSIC<br>Code | Industry Description                  | Average Number<br>of Workers<br>per Establishment | Average<br>Annual<br>Compensation | Revenue<br>per<br>Cost | Revenue<br>per<br>Employee | Value Added<br>per<br>Worker |
|----------------------|---------------------------------------|---|-----------------------------------|------------------------|----------------------------|------------------------------|
|                      |                                       | (1)   | (2)                               | (3)                    | (4)                        | (5)                          |
| <b>H</b>             | <b>Transportation and Storage</b>     | <b>155</b>  | <b>262,554</b>                    | <b>1.40</b>            | <b>2,160,854</b>           | <b>856,268</b>               |
| H491                 | Transport via railways                | 1,152   | 177,366                           | 0.57                   | 1,607,678                  | 37,005                       |
| H492                 | Transport via buses                   | 180   | 146,126                           | 1.44                   | 579,190                    | 254,820                      |
| H493                 | Other land transport                  | 59  | 121,215                           | 1.45                   | 748,731                    | 310,033                      |
| H494                 | Transport via pipeline                | s   | s                                 | s                      | s                          | s                            |
| H501                 | Sea and coastal water transport       | 171   | 262,839                           | 1.37                   | 2,807,764                  | 1,126,022                    |
| H502                 | Inland water transport                | s   | s                                 | s                      | s                          | s                            |
| H511                 | Passenger air transport               | 1,168   | 828,499                           | 1.21                   | 8,776,685                  | 2,335,008                    |
| H512                 | Freight air transport                 | s   | s                                 | s                      | s                          | s                            |
| H521                 | Warehousing and storage               | 121   | 192,439                           | 1.28                   | 1,989,641                  | 591,421                      |
| H522                 | Support activities for transportation | 135   | 228,015                           | 2.07                   | 1,597,374                  | 978,486                      |
| H532                 | Courier activities                    | 253   | 203,531                           | 1.70                   | 1,068,945                  | 468,436                      |

s - Suppressed data

TABLE R2 Selected Indicators for Transportation and Storage Establishments with Total Employment of Less Than 20 by Industry Group: Philippines, 2010

| 2009<br>PSIC<br>Code | Industry Description                  | Average Number<br>of Workers<br>per Establishment | Average<br>Annual<br>Compensation | Revenue<br>per<br>Cost | Revenue<br>per<br>Employee | Value Added<br>per<br>Worker |
|----------------------|---------------------------------------|---|-----------------------------------|------------------------|----------------------------|------------------------------|
|                      |                                       | (1)   | (2)                               | (3)                    | (4)                        | (5)                          |
| <b>H</b>             | <b>Transportation and Storage</b>     | <b>10</b>   | <b>140,380</b>                    | <b>1.33</b>            | <b>865,724</b>             | <b>315,406</b>               |
| H492                 | Transport via buses                   | 13  | 72,154                            | 1.72                   | 253,750                    | 152,413                      |
| H493                 | Other land transport                  | 11  | 105,412                           | 1.27                   | 741,245                    | 232,928                      |
| H501                 | Sea and coastal water transport       | 12  | 156,962                           | 1.15                   | 1,012,472                  | 256,593                      |
| H502                 | Inland water transport                | 9   | 57,119                            | 1.37                   | 552,870                    | 177,087                      |
| H511                 | Passenger air transport               | 10  | 283,600                           | 1.31                   | 2,671,622                  | 1,169,659                    |
| H521                 | Warehousing and storage               | 12  | 171,449                           | 1.18                   | 2,130,636                  | 704,425                      |
| H522                 | Support activities for transportation | 9   | 170,377                           | 1.43                   | 847,222                    | 328,918                      |
| H532                 | Courier activities                    | 11  | 126,046                           | 1.76                   | 592,006                    | 264,048                      |

# **Statistical Tables**

**For All Establishments**

**National Tables**

TABLE 1 Summary Statistics for Transportation and Storage Establishments for All Employment Sizes by Industry Sub-Class: Philippines, 2010

(Value in thousand pesos. Details may not add up to total due to rounding and/or statistical disclosure control)

| 2009<br>PSIC<br>Code | Industry Description  | Number<br>of<br>Establishments | Employment<br>as of November 15 |                   | Total<br>Compensation | Total<br>Revenue   |
|----------------------|---|--------------------------------|---------------------------------|-------------------|-----------------------|--------------------|
|                      |   |                                | Total                           | Paid<br>Employees |                       |                    |
|                      |   | (1)                            | (2)                             | (3)               | (4)                   | (5)                |
|                      | <b>Philippines</b>  | <b>2,891</b>                   | <b>143,909</b>                  | <b>141,962</b>    | <b>34,832,186</b>     | <b>284,114,402</b> |
| H49111               | Inter-urban passenger railway transport }                                 |                                |                                 |                   |                       |                    |
| H49112               | Urban and suburban railway transport }                                    | 3                              | 3,455                           | 3,455             | 612,798               | 5,554,526          |
| H49201               | Inter-urban bus line operation  | 82                             | 16,423                          | 16,406            | 2,416,542             | 9,631,774          |
| H49202               | Urban and suburban bus line operation                                     | 29                             | 2,415                           | 2,194             | 209,994               | 854,438            |
| H49203               | Local bus line operation  | 104                            | 3,372                           | 3,274             | 347,690               | 1,427,461          |
| H49204               | Chartered buses operation (e.g. tourist buses)                            | 74                             | 2,925                           | 2,916             | 486,165               | 1,754,120          |
| H49205               | Operation of school buses/shuttle }                                       | 14                             | 400                             | 389               | 55,814                | 385,362            |
| H49209               | Transport via buses, n.e.c. }   |                                |                                 |                   |                       |                    |
| H49310               | Urban or suburban passenger land transport, except<br>by railways and bus | s                              | s                               | s                 | s                     | s                  |
| H49323               | Public utility cars and taxicabs operation                                | 48                             | 885                             | 813               | 84,477                | 451,735            |
| H49324               | Chartered cars operation (rent-a-car)                                     | 3                              | 292                             | 292               | 63,794                | 334,635            |
| H49331               | Truck-for-hire operation (with driver)                                    | 18                             | 364                             | 364               | 36,528                | 160,220            |
| H49332               | Freight truck operation   | 560                            | 12,232                          | 12,049            | 1,382,477             | 9,333,862          |
| H49333               | Tank truck delivery services  | 8                              | 78                              | 72                | 2,680                 | 103,180            |
| H49339               | Freight transport operation, by road, n.e.c.                              | s                              | s                               | s                 | s                     | s                  |
| H49400               | Transport via pipeline  | s                              | s                               | s                 | s                     | s                  |
| H50111               | Ocean passenger transport   | s                              | s                               | s                 | s                     | s                  |
| H50112               | Interisland water passenger transport                                     | 52                             | 10,828                          | 10,274            | 1,999,918             | 16,099,037         |
| H50113               | Renting of ship with operator   | s                              | s                               | s                 | s                     | s                  |
| H50121               | Ocean freight transport   | 23                             | 1,280                           | 1,264             | 539,713               | 9,079,353          |
| H50122               | Interisland water freight transport                                       | 62                             | 5,198                           | 5,145             | 1,745,618             | 21,535,267         |
| H50123               | Towing and pushing services on coastal and trans-<br>oceanic waters       | 7                              | 200                             | 187               | 51,475                | 224,339            |
| H50210               | Inland passenger water transport  | 37                             | 422                             | 392               | 26,344                | 253,004            |
| H50220               | Inland freight water transport  | 10                             | 96                              | 52                | 11,065                | 52,764             |
| H51101               | Domestic air passenger transport }  | 4                              | 11,405                          | 11,405            | 9,513,684             | 100,935,851        |
| H51102               | International air passenger transport }                                   |                                |                                 |                   |                       |                    |
| H51103               | Non-scheduled air passenger transport                                     | 20                             | 412                             | 412               | 202,301               | 1,945,282          |
| H51203               | Non-scheduled air freight transport                                       | s                              | s                               | s                 | s                     | s                  |
| H52101               | General bonded warehouses except grain warehouse                          | 10                             | 125                             | 123               | 38,062                | 693,061            |
| H52102               | Grain warehouses  | 4                              | 20                              | 20                | 1,933                 | 7,745              |
| H52103               | Customs bonded warehouses   | 13                             | 328                             | 328               | 79,367                | 665,852            |
| H52104               | Cold storage  | 100                            | 2,579                           | 2,474             | 548,999               | 5,964,182          |
| H52109               | Storage and warehousing, n.e.c.   | 53                             | 3,031                           | 3,031             | 447,273               | 5,020,028          |
| H52211               | Freight terminal facilities for trucking companies                        | 3                              | 73                              | 73                | 6,088                 | 46,862             |
| H52212               | Operation of parking lots   | 14                             | 1,029                           | 1,029             | 172,941               | 491,858            |
| H52213               | Operation of toll roads and bridges                                       | 8                              | 2,074                           | 2,074             | 855,708               | 13,120,645         |

TABLE 1 Summary Statistics for Transportation and Storage Establishments for All Employment Sizes by Industry Sub-Class: Philippines, 2010 (Continued)

(Value in thousand pesos. Details may not add up to total due to rounding and/or statistical disclosure control)

| 2009<br>PSIC<br>Code | Industry Description  | Number<br>of<br>Establishments | Employment<br>as of November 15 |                   | Total<br>Compensation | Total<br>Revenue |
|----------------------|---|--------------------------------|---------------------------------|-------------------|-----------------------|------------------|
|                      |   |                                | Total                           | Paid<br>Employees |                       |                  |
|                      |   | (1)                            | (2)                             | (3)               | (4)                   | (5)              |
| H52219               | Other supporting land transport activities, n.e.c.                      | 20                             | 937                             | 937               | 164,758               | 638,996          |
| H52220               | Service activities incidental to water transportation                   | 151                            | 14,131                          | 14,046            | 2,412,085             | 14,488,156       |
| H52230               | Service activities incidental to air transportation                     | 11                             | 875                             | 862               | 158,663               | 611,080          |
| H52241               | Containerized cargo handling, auxiliary activity to land transport      | 10                             | 1,765                           | 1,765             | 815,826               | 12,321,853       |
| H52242               | Non- containerized cargo handling, auxiliary activity to land transport | 6                              | 88                              | 88                | 6,804                 | 15,807           |
| H52243               | Cargo handling, auxiliary activity to water transport }                 | 12                             | 2,003                           | 1,873             | 475,690               | 932,043          |
| H52244               | Cargo handling, auxiliary activity to air transport }                   |                                |                                 |                   |                       |                  |
| H52291               | Freight forwarding services   | 617                            | 14,526                          | 14,417            | 3,289,793             | 15,928,181       |
| H52292               | Customs brokerage (ship and aircraft)                                   | 506                            | 8,765                           | 8,610             | 1,433,240             | 5,510,002        |
| H52293               | Logistics services  | 62                             | 6,135                           | 6,124             | 1,522,669             | 12,569,672       |
| H52299               | Activities of other transport agencies, n.e.c.                          | 13                             | 181                             | 181               | 18,322                | 63,434           |
| H53201               | Private postal service  | s                              | s                               | s                 | s                     | s                |
| H53202               | Messenger service   | 111                            | 12,081                          | 12,074            | 2,403,420             | 12,580,674       |

TABLE 1 Summary Statistics for Transportation and Storage Establishments for All Employment Sizes by Industry Sub-Class: Philippines, 2010 (Continued)

(Value in thousand pesos. Details may not add up to total due to rounding and/or statistical disclosure control)

| 2009<br>PSIC<br>Code | Industry Description  | Total Cost         | Value Added        | Gross Additions<br>to Fixed Assets | Change<br>in Inventories | Subsidies        |
|----------------------|---|--------------------|--------------------|------------------------------------|--------------------------|------------------|
|                      |   | (6)                | (7)                | (8)                                | (9)                      | (10)             |
|                      | <b>Philippines</b>  | <b>204,224,552</b> | <b>112,011,034</b> | <b>20,246,486</b>                  | <b>1,685,861</b>         | <b>5,835,200</b> |
| H49111               | Inter-urban passenger railway transport }                                 |                    |                    |                                    |                          |                  |
| H49112               | Urban and suburban railway transport }                                    | 9,681,989          | 127,854            | 260,032                            | (155,912)                | 5,818,111        |
| H49201               | Inter-urban bus line operation  | 6,690,994          | 3,993,547          | 716,925                            | 77,262                   | -                |
| H49202               | Urban and suburban bus line operation                                     | 562,018            | 396,238            | 48,326                             | (598)                    | -                |
| H49203               | Local bus line operation  | 1,053,107          | 624,615            | 122,459                            | 43,549                   | -                |
| H49204               | Chartered buses operation (e.g. tourist buses)                            | 1,108,373          | 1,115,421          | 175,774                            | (508)                    | -                |
| H49205               | Operation of school buses/shuttle }                                       | 286,451            | 145,250            | 19,594                             | 1,052                    | -                |
| H49209               | Transport via buses, n.e.c. }   |                    |                    |                                    |                          |                  |
| H49310               | Urban or suburban passenger land transport, except<br>by railways and bus | s                  | s                  | s                                  | s                        | s                |
| H49323               | Public utility cars and taxicabs operation                                | 333,148            | 248,309            | 30,056                             | 1,860                    | -                |
| H49324               | Chartered cars operation (rent-a-car)                                     | 264,744            | 138,672            | 35,857                             | 1,175                    | -                |
| H49331               | Truck-for-hire operation (with driver)                                    | 112,279            | 60,379             | (12,232)                           | (265)                    | -                |
| H49332               | Freight truck operation   | 6,767,830          | 3,438,000          | 566,455                            | 53,508                   | -                |
| H49333               | Tank truck delivery services  | 64,326             | 41,509             | -                                  | -                        | -                |
| H49339               | Freight transport operation, by road, n.e.c.                              | s                  | s                  | s                                  | s                        | s                |
| H49400               | Transport via pipeline  | s                  | s                  | s                                  | s                        | s                |
| H50111               | Ocean passenger transport   | s                  | s                  | s                                  | s                        | s                |
| H50112               | Interisland water passenger transport                                     | 14,468,735         | 5,282,665          | 4,076,548                          | 924,687                  | -                |
| H50113               | Renting of ship with operator   | s                  | s                  | s                                  | s                        | s                |
| H50121               | Ocean freight transport   | 2,440,054          | 7,129,472          | 13,528                             | 22,675                   | -                |
| H50122               | Interisland water freight transport                                       | 17,119,187         | 6,370,231          | 754,175                            | (25,420)                 | 11,005           |
| H50123               | Towing and pushing services on coastal and trans-<br>oceanic waters       | 143,995            | 107,610            | 9,223                              | 128                      | -                |
| H50210               | Inland passenger water transport  | 173,057            | 93,588             | 3,704                              | (283)                    | -                |
| H50220               | Inland freight water transport  | 43,549             | 13,525             | -                                  | 880                      | -                |
| H51101               | Domestic air passenger transport }  | 83,634,983         | 26,520,235         | 8,396,823                          | 560,267                  | -                |
| H51102               | International air passenger transport }                                   |                    |                    |                                    |                          |                  |
| H51103               | Non-scheduled air passenger transport                                     | 1,251,123          | 912,898            | 708,282                            | 3,153                    | -                |
| H51203               | Non-scheduled air freight transport                                       | s                  | s                  | s                                  | s                        | s                |
| H52101               | General bonded warehouses except grain warehouse                          | 362,620            | 372,057            | 4,057                              | -                        | -                |
| H52102               | Grain warehouses  | 4,166              | 4,149              | -                                  | -                        | 100              |
| H52103               | Customs bonded warehouses   | 405,188            | 351,266            | 26,124                             | 29                       | -                |
| H52104               | Cold storage  | 4,707,157          | 1,917,975          | 265,031                            | 3,378                    | 5,984            |
| H52109               | Storage and warehousing, n.e.c.   | 4,409,309          | 1,149,836          | 729,715                            | 167,280                  | -                |
| H52211               | Freight terminal facilities for trucking companies                        | 36,954             | 16,140             | 5,335                              | (7)                      | -                |
| H52212               | Operation of parking lots   | 260,961            | 251,968            | 15,024                             | 560                      | -                |
| H52213               | Operation of toll roads and bridges                                       | 5,571,432          | 9,159,238          | 53,537                             | (3,114)                  | -                |
| H52219               | Other supporting land transport activities, n.e.c.                        | 500,471            | 167,010            | -                                  | -                        | -                |

TABLE 1 Summary Statistics for Transportation and Storage Establishments for All Employment Sizes by Industry Sub-Class: Philippines, 2010 *(Concluded)*

(Value in thousand pesos. Details may not add up to total due to rounding and/or statistical disclosure control)

| 2009<br>PSIC<br>Code | Industry Description  | Total Cost | Value Added | Gross Additions<br>to Fixed Assets | Change<br>in Inventories | Subsidies |
|----------------------|---|------------|-------------|------------------------------------|--------------------------|-----------|
|                      |   | (6)        | (7)         | (8)                                | (9)                      | (10)      |
| H52220               | Service activities incidental to water transportation                   | 7,060,152  | 9,055,619   | 717,649                            | (229)                    | -         |
| H52230               | Service activities incidental to air transportation                     | 455,910    | 442,468     | 308,472                            | 898                      | -         |
| H52241               | Containerized cargo handling, auxiliary activity to land transport      | 4,866,423  | 9,220,726   | 240,045                            | 33,952                   | -         |
| H52242               | Non- containerized cargo handling, auxiliary activity to land transport | 9,399      | 6,647       | 14                                 | -                        | -         |
| H52243               | Cargo handling, auxiliary activity to water transport                   | } 517,940  | 645,380     | 49,394                             | 5,637                    | -         |
| H52244               | Cargo handling, auxiliary activity to air transport                     |            |             |                                    |                          |           |
| H52291               | Freight forwarding services   | 10,087,305 | 6,584,902   | 585,214                            | (8,208)                  | -         |
| H52292               | Customs brokerage (ship and aircraft)                                   | 3,225,761  | 2,644,651   | 185,782                            | (29,506)                 | -         |
| H52293               | Logistics services  | 6,150,655  | 6,942,753   | 299,747                            | 7,053                    | -         |
| H52299               | Activities of other transport agencies, n.e.c.                          | 46,025     | 30,628      | 450                                | -                        | -         |
| H53201               | Private postal service  | s          | s           | s                                  | s                        | s         |
| H53202               | Messenger service   | 7,388,695  | 5,516,218   | 445,521                            | 887                      | -         |

TABLE 2 Number of Establishments and Employment by Type and Sex of Worker for Transportation and Storage Establishments  
for All Employment Sizes by Industry Sub-Class: Philippines, 2010

(Details may not add up to total due to rounding and/or statistical disclosure control)

| 2009<br>PSIC<br>Code | Industry Description  | Number<br>of<br>Establishments | Employment as of November 15 |         |        |         |        |        |     |
|----------------------|---|--------------------------------|------------------------------|---------|--------|---------|--------|--------|-----|
|                      |   |                                | Total                        |         | Paid   |         | Unpaid |        |     |
|                      |   |                                | Male                         | Female  | Male   | Female  | Male   | Female |     |
|                      |   | (1)                            | (2)                          | (3)     | (4)    | (5)     | (6)    | (7)    |     |
| Philippines          |   |                                | 2,891                        | 110,074 | 33,835 | 108,533 | 33,429 | 1,541  | 406 |
| H49111               | Inter-urban passenger railway transport                                   | }                              |                              |         |        |         |        |        |     |
| H49112               | Urban and suburban railway transport                                      | }                              | 3                            | 2,323   | 1,132  | 2,323   | 1,132  | -      | -   |
| H49201               | Inter-urban bus line operation  |                                | 82                           | 15,393  | 1,030  | 15,380  | 1,026  | 13     | 4   |
| H49202               | Urban and suburban bus line operation                                     |                                | 29                           | 2,164   | 251    | 1,990   | 204    | 174    | 47  |
| H49203               | Local bus line operation  |                                | 104                          | 3,064   | 308    | 3,003   | 271    | 61     | 37  |
| H49204               | Chartered buses operation (e.g. tourist buses)                            |                                | 74                           | 2,440   | 485    | 2,434   | 482    | 5      | 3   |
| H49205               | Operation of school buses/shuttle   | }                              | 14                           | 365     | 35     | 360     | 29     | 5      | 6   |
| H49209               | Transport via buses, n.e.c.   | }                              |                              |         |        |         |        |        |     |
| H49310               | Urban or suburban passenger land transport, except<br>by railways and bus |                                | s                            | s       | s      | s       | s      | s      | s   |
| H49323               | Public utility cars and taxicabs operation                                |                                | 48                           | 680     | 205    | 645     | 168    | 36     | 37  |
| H49324               | Chartered cars operation (rent-a-car)                                     |                                | 3                            | 202     | 90     | 202     | 90     | -      | -   |
| H49331               | Truck-for-hire operation (with driver)                                    |                                | 18                           | 296     | 68     | 296     | 68     | -      | -   |
| H49332               | Freight truck operation   |                                | 560                          | 10,915  | 1,317  | 10,790  | 1,259  | 124    | 59  |
| H49333               | Tank truck delivery services  |                                | 8                            | 68      | 10     | 62      | 10     | 6      | -   |
| H49339               | Freight transport operation, by road, n.e.c.                              |                                | s                            | s       | s      | s       | s      | s      | s   |
| H49400               | Transport via pipeline  |                                | s                            | s       | s      | s       | s      | s      | s   |
| H50111               | Ocean passenger transport   |                                | s                            | s       | s      | s       | s      | s      | s   |
| H50112               | Interisland water passenger transport                                     |                                | 52                           | 8,910   | 1,918  | 8,398   | 1,876  | 512    | 42  |
| H50113               | Renting of ship with operator   |                                | s                            | s       | s      | s       | s      | s      | s   |
| H50121               | Ocean freight transport   |                                | 23                           | 915     | 365    | 899     | 365    | 16     | -   |
| H50122               | Interisland water freight transport                                       |                                | 62                           | 3,940   | 1,258  | 3,887   | 1,258  | 53     | -   |
| H50123               | Towing and pushing services on coastal and trans-<br>oceanic waters       |                                | 7                            | 179     | 21     | 171     | 16     | 8      | 5   |
| H50210               | Inland passenger water transport  |                                | 37                           | 376     | 46     | 358     | 34     | 19     | 11  |
| H50220               | Inland freight water transport  |                                | 10                           | 82      | 14     | 42      | 10     | 40     | 4   |
| H51101               | Domestic air passenger transport  | }                              | 4                            | 6,449   | 4,956  | 6,449   | 4,956  | -      | -   |
| H51102               | International air passenger transport                                     | }                              |                              |         |        |         |        |        |     |
| H51103               | Non-scheduled air passenger transport                                     |                                | 20                           | 314     | 98     | 314     | 98     | -      | -   |
| H51203               | Non-scheduled air freight transport                                       |                                | s                            | s       | s      | s       | s      | s      | s   |
| H52101               | General bonded warehouses except grain warehouse                          |                                | 10                           | 105     | 20     | 103     | 20     | 2      | -   |
| H52102               | Grain warehouses  |                                | 4                            | 16      | 4      | 16      | 4      | -      | -   |
| H52103               | Customs bonded warehouses   |                                | 13                           | 243     | 85     | 243     | 85     | -      | -   |
| H52104               | Cold storage  |                                | 100                          | 1,693   | 886    | 1,588   | 886    | 105    | -   |
| H52109               | Storage and warehousing, n.e.c.   |                                | 53                           | 2,362   | 669    | 2,362   | 669    | -      | -   |

TABLE 2 Number of Establishments and Employment by Type and Sex of Worker for Transportation and Storage Establishments  
for All Employment Sizes by Industry Sub-Class: Philippines, 2010 *(Concluded)*

(Details may not add up to total due to rounding and/or statistical disclosure control)

| 2009<br>PSIC<br>Code | Industry Description  | Number<br>of<br>Establishments | Employment as of November 15 |        |        |        |        |        |
|----------------------|---|--------------------------------|------------------------------|--------|--------|--------|--------|--------|
|                      |   |                                | Total                        |        | Paid   |        | Unpaid |        |
|                      |   |                                | Male                         | Female | Male   | Female | Male   | Female |
|                      |   | (1)                            | (2)                          | (3)    | (4)    | (5)    | (6)    | (7)    |
| H52211               | Freight terminal facilities for trucking companies                      | 3                              | 53                           | 20     | 53     | 20     | -      | -      |
| H52212               | Operation of parking lots   | 14                             | 760                          | 269    | 760    | 269    | -      | -      |
| H52213               | Operation of toll roads and bridges                                     | 8                              | 1,144                        | 930    | 1,144  | 930    | -      | -      |
| H52219               | Other supporting land transport activities, n.e.c.                      | 20                             | 844                          | 93     | 844    | 93     | -      | -      |
| H52220               | Service activities incidental to water transportation                   | 151                            | 13,127                       | 1,004  | 13,066 | 980    | 61     | 25     |
| H52230               | Service activities incidental to air transportation                     | 11                             | 420                          | 455    | 410    | 452    | 10     | 3      |
| H52241               | Containerized cargo handling, auxiliary activity to land transport      | 10                             | 1,515                        | 250    | 1,515  | 250    | -      | -      |
| H52242               | Non- containerized cargo handling, auxiliary activity to land transport | 6                              | 70                           | 18     | 70     | 18     | -      | -      |
| H52243               | Cargo handling, auxiliary activity to water transport }                 | 12                             | 1,713                        | 290    | 1,590  | 283    | 123    | 7      |
| H52244               | Cargo handling, auxiliary activity to air transport }                   |                                |                              |        |        |        |        |        |
| H52291               | Freight forwarding services   | 617                            | 9,491                        | 5,035  | 9,428  | 4,989  | 63     | 46     |
| H52292               | Customs brokerage (ship and aircraft)                                   | 506                            | 5,498                        | 3,267  | 5,412  | 3,198  | 86     | 68     |
| H52293               | Logistics services  | 62                             | 4,333                        | 1,802  | 4,323  | 1,801  | 10     | 2      |
| H52299               | Activities of other transport agencies, n.e.c.                          | 13                             | 137                          | 44     | 137    | 44     | -      | -      |
| H53201               | Private postal service  | s                              | s                            | s      | s      | s      | s      | s      |
| H53202               | Messenger service   | 111                            | 7,088                        | 4,993  | 7,082  | 4,992  | 6      | 1      |

TABLE 3 Number of Establishments and Compensation, Separation and Retirement Pay of Employees for Transportation and Storage Establishments for All Employment Sizes by Industry Sub-class: Philippines, 2010

(Value in thousand pesos. Details may not add up to total due to rounding and/or statistical disclosure control)

| 2009<br>PSIC<br>Code | Industry Description  | Number<br>of<br>Establishments | Compensation |                             |   |  |         |
|----------------------|---|--------------------------------|--------------|-----------------------------|---|--|---------|
|                      |   |                                | Total        | Gross Salaries<br>and Wages | Employer's<br>Contribution<br>to SSS/GSIS, etc. | Separation,<br>Retirement/<br>Terminal Pay,<br>Gratuities and others |         |
|                      |   | (1)                            | (2)          | (3)                         | (4)   | (5)  |         |
| Philippines          |   | 2,891                          | 34,832,186   | 31,084,049                  | 1,710,905                                       | 2,037,232  |         |
| H49111               | Inter-urban passenger railway transport                                   | }                              |              |                             |   |  |         |
| H49112               | Urban and suburban railway transport                                      | }                              | 3            | 612,798                     | 526,278   | 71,998   | 14,522  |
| H49201               | Inter-urban bus line operation  |                                | 82           | 2,416,542                   | 2,198,906                                       | 151,705  | 65,930  |
| H49202               | Urban and suburban bus line operation                                     |                                | 29           | 209,994                     | 191,207   | 16,602   | 2,185   |
| H49203               | Local bus line operation  |                                | 104          | 347,690                     | 304,054   | 23,442   | 20,195  |
| H49204               | Chartered buses operation (e.g. tourist buses)                            |                                | 74           | 486,165                     | 463,198   | 22,924   | 43      |
| H49205               | Operation of school buses/shuttle   | }                              | 14           | 55,814                      | 50,726  | 3,459  | 1,629   |
| H49209               | Transport via buses, n.e.c.   | }                              |              |                             |   |  |         |
| H49310               | Urban or suburban passenger land transport, except<br>by railways and bus |                                | s            | s                           | s   | s  | s       |
| H49323               | Public utility cars and taxicabs operation                                |                                | 48           | 84,477                      | 60,952  | 23,525   | -       |
| H49324               | Chartered cars operation (rent-a-car)                                     |                                | 3            | 63,794                      | 60,450  | 3,345  | -       |
| H49331               | Truck-for-hire operation (with driver)                                    |                                | 18           | 36,528                      | 33,324  | 3,204  | -       |
| H49332               | Freight truck operation   |                                | 560          | 1,382,477                   | 1,270,252                                       | 90,592   | 21,632  |
| H49333               | Tank truck delivery services  |                                | 8            | 2,680                       | 2,523   | 157  | -       |
| H49339               | Freight transport operation, by road, n.e.c.                              |                                | s            | s                           | s   | s  | s       |
| H49400               | Transport via pipeline  |                                | s            | s                           | s   | s  | s       |
| H50111               | Ocean passenger transport   |                                | s            | s                           | s   | s  | s       |
| H50112               | Interisland water passenger transport                                     |                                | 52           | 1,999,918                   | 1,488,031                                       | 79,395   | 432,491 |
| H50113               | Renting of ship with operator   |                                | s            | s                           | s   | s  | s       |
| H50121               | Ocean freight transport   |                                | 23           | 539,713                     | 488,296   | 23,149   | 28,268  |
| H50122               | Interisland water freight transport                                       |                                | 62           | 1,745,618                   | 1,603,479                                       | 85,269   | 56,871  |
| H50123               | Towing and pushing services on coastal and trans-<br>oceanic waters       |                                | 7            | 51,475                      | 49,227  | 2,248  | -       |
| H50210               | Inland passenger water transport  |                                | 37           | 26,344                      | 25,650  | 693  | -       |
| H50220               | Inland freight water transport  |                                | 10           | 11,065                      | 6,907   | 4,158  | -       |
| H51101               | Domestic air passenger transport  | }                              | 4            | 9,513,684                   | 8,234,326                                       | 300,630  | 978,728 |
| H51102               | International air passenger transport                                     | }                              |              |                             |   |  |         |
| H51103               | Non-scheduled air passenger transport                                     |                                | 20           | 202,301                     | 194,976   | 4,229  | 3,096   |
| H51203               | Non-scheduled air freight transport                                       |                                | s            | s                           | s   | s  | s       |
| H52101               | General bonded warehouses except grain warehouse                          |                                | 10           | 38,062                      | 33,160  | 2,119  | 2,783   |
| H52102               | Grain warehouses  |                                | 4            | 1,933                       | 1,765   | 168  | -       |
| H52103               | Customs bonded warehouses   |                                | 13           | 79,367                      | 75,112  | 4,255  |         |

TABLE 3 Number of Establishments and Compensation, Separation and Retirement Pay of Employees for Transportation and Storage Establishments  
for All Employment Sizes by Industry Sub-class: Philippines, 2010 *(Concluded)*

(Value in thousand pesos. Details may not add up to total due to rounding and/or statistical disclosure control)

| 2009<br>PSIC<br>Code | Industry Description  | Number<br>of<br>Establishments | Compensation |                             |   |  |
|----------------------|---|--------------------------------|--------------|-----------------------------|---|--|
|                      |   |                                | Total        | Gross Salaries<br>and Wages | Employer's<br>Contribution<br>to SSS/GSIS, etc. | Separation,<br>Retirement/<br>Terminal Pay,<br>Gratuities and others |
|                      |   | (1)                            | (2)          | (3)                         | (4)   | (5)  |
| H52104               | Cold storage  | 100                            | 548,999      | 509,241                     | 27,118  | 12,639   |
| H52109               | Storage and warehousing, n.e.c.   | 53                             | 447,273      | 398,462                     | 24,500  | 24,312   |
| H52211               | Freight terminal facilities for trucking companies                      | 3                              | 6,088        | 5,356                       | 682   | 50   |
| H52212               | Operation of parking lots   | 14                             | 172,941      | 161,070                     | 11,044  | 827  |
| H52213               | Operation of toll roads and bridges                                     | 8                              | 855,708      | 785,984                     | 42,161  | 27,563   |
| H52219               | Other supporting land transport activities, n.e.c.                      | 20                             | 164,758      | 158,394                     | 6,364   | -  |
| H52220               | Service activities incidental to water transportation                   | 151                            | 2,412,085    | 2,235,513                   | 120,170   | 56,402   |
| H52230               | Service activities incidental to air transportation                     | 11                             | 158,663      | 145,332                     | 10,015  | 3,317  |
| H52241               | Containerized cargo handling, auxiliary activity to land transport      | 10                             | 815,826      | 785,697                     | 29,695  | 434  |
| H52242               | Non- containerized cargo handling, auxiliary activity to land transport | 6                              | 6,804        | 5,821                       | 983   | -  |
| H52243               | Cargo handling, auxiliary activity to water transport }                 | 12                             | 475,690      | 444,795                     | 19,159  | 11,734   |
| H52244               | Cargo handling, auxiliary activity to air transport }                   |                                |              |                             |   |  |
| H52291               | Freight forwarding services   | 617                            | 3,289,793    | 3,035,590                   | 192,405   | 61,798   |
| H52292               | Customs brokerage (ship and aircraft)                                   | 506                            | 1,433,240    | 1,312,129                   | 80,497  | 40,614   |
| H52293               | Logistics services  | 62                             | 1,522,669    | 1,344,363                   | 71,800  | 106,506  |
| H52299               | Activities of other transport agencies, n.e.c.                          | 13                             | 18,322       | 15,153                      | 3,142   | 27   |
| H53201               | Private postal service  | s                              | s            | s                           | s   | s  |
| H53202               | Messenger service   | 111                            | 2,403,420    | 2,194,410                   | 147,078   | 61,932   |

TABLE 4 Number of Establishments and Revenue by Type for Transportation and Storage Establishments  
for All Employment Sizes by Industry Sub-Class: Philippines, 2010

(Value in thousand pesos. Details may not add up to total due to rounding and/or statistical disclosure control)

| 2009<br>PSIC<br>Code | Industry Description  | Number<br>of<br>Establishments | Revenue     |                                  |  |                    |  |                    |         |
|----------------------|---|--------------------------------|-------------|----------------------------------|--|--------------------|--|--------------------|---------|
|                      |   |                                | Total       | Revenue<br>from Main<br>Activity | Non-<br>industrial<br>Services<br>Done<br>for Others | Interest<br>Income | Industrial<br>Services<br>Done<br>for Others | Dividend<br>Income |         |
|                      |   |                                |             |                                  |  |                    |  |                    | (1)     |
| Philippines          |   | 2,891                          | 284,114,402 | 260,635,376                      | 6,308,404  | 1,031,856          | -  | 811,688            |         |
| H49111               | Inter-urban passenger railway transport                                   | }                              |             |                                  |  |                    |  |                    |         |
| H49112               | Urban and suburban railway transport                                      |                                | 3           | 5,554,526                        | 5,095,486  | 242,428            | 108,133                                      | -                  | 14      |
| H49201               | Inter-urban bus line operation  | 82                             | 9,631,774   | 9,472,259                        | 138,487  | 16,901             | -  | 13                 |         |
| H49202               | Urban and suburban bus line operation                                     | 29                             | 854,438     | 853,184                          | 3  | 83                 | -  | -                  |         |
| H49203               | Local bus line operation  | 104                            | 1,427,461   | 1,415,195                        | 11,675   | 75                 | -  | -                  |         |
| H49204               | Chartered buses operation (e.g. tourist buses)                            | 74                             | 1,754,120   | 1,726,659                        | -  | 466                | -  | 1,438              |         |
| H49205               | Operation of school buses/shuttle   | }                              | 14          | 385,362                          | 385,346  | -                  | 16   | -                  | -       |
| H49209               | Transport via buses, n.e.c.   |                                |             |                                  |  |                    |  |                    |         |
| H49310               | Urban or suburban passenger land transport, except<br>by railways and bus |                                | S           | S                                | S  | S                  | S  | S                  | S       |
| H49323               | Public utility cars and taxicabs operation                                | 48                             | 451,735     | 435,959                          | 12,116   | 269                | -  | -                  |         |
| H49324               | Chartered cars operation (rent-a-car)                                     | 3                              | 334,635     | 323,859                          | 2,186  | -                  | -  | -                  |         |
| H49331               | Truck-for-hire operation (with driver)                                    | 18                             | 160,220     | 155,014                          | 5,206  | -                  | -  | -                  |         |
| H49332               | Freight truck operation   | 560                            | 9,333,862   | 8,729,264                        | 272,502  | 6,106              | -  | -                  |         |
| H49333               | Tank truck delivery services  | 8                              | 103,180     | 102,913                          | -  | -                  | -  | -                  |         |
| H49339               | Freight transport operation, by road, n.e.c.                              | S                              | S           | S                                | S  | S                  | S  | S                  |         |
| H49400               | Transport via pipeline  | S                              | S           | S                                | S  | S                  | S  | S                  |         |
| H50111               | Ocean passenger transport   | S                              | S           | S                                | S  | S                  | S  | S                  |         |
| H50112               | Interisland water passenger transport                                     | 52                             | 16,099,037  | 15,506,646                       | 108,303  | 87,184             | -  | 113,222            |         |
| H50113               | Renting of ship with operator   | S                              | S           | S                                | S  | S                  | S  | S                  |         |
| H50121               | Ocean freight transport   | 23                             | 9,079,353   | 8,933,961                        | 5,148  | 4,873              | -  | 12                 |         |
| H50122               | Interisland water freight transport                                       | 62                             | 21,535,267  | 21,185,124                       | 61,904   | 120,656            | -  | 40,809             |         |
| H50123               | Towing and pushing services on coastal and trans-<br>oceanic waters       | 7                              | 224,339     | 213,354                          | 7,309  | 3,299              | -  | 1                  |         |
| H50210               | Inland passenger water transport  | 37                             | 253,004     | 241,257                          | 1,137  | 4,156              | -  | -                  |         |
| H50220               | Inland freight water transport  | 10                             | 52,764      | 52,658                           | 61   | 8                  | -  | 2                  |         |
| H51101               | Domestic air passenger transport  | }                              | 4           | 100,935,851                      | 90,431,854   | 1,474,865          | 203,587                                      | -                  | 152,235 |
| H51102               | International air passenger transport                                     |                                |             |                                  |  |                    |  |                    |         |
| H51103               | Non-scheduled air passenger transport                                     | 20                             | 1,945,282   | 1,825,272                        | 41,301   | 203                | -  | -                  |         |
| H51203               | Non-scheduled air freight transport                                       | S                              | S           | S                                | S  | S                  | S  | S                  |         |
| H52101               | General bonded warehouses except grain warehouse                          | 10                             | 693,061     | 682,771                          | 1,862  | 1,803              | -  | -                  |         |
| H52102               | Grain warehouses  | 4                              | 7,745       | 7,745                            | -  | -                  | -  | -                  |         |
| H52103               | Customs bonded warehouses   | 13                             | 665,852     | 646,143                          | 17,096   | 214                | -  | 2,399              |         |
| H52104               | Cold storage  | 100                            | 5,964,182   | 5,129,548                        | 81,172   | 12,479             | -  | 6                  |         |
| H52109               | Storage and warehousing, n.e.c.   | 53                             | 5,020,028   | 4,491,436                        | 485,125  | 4,587              | -  | 1                  |         |
| H52211               | Freight terminal facilities for trucking companies                        | 3                              | 46,862      | 46,862                           | -  | -                  | -  | -                  |         |

TABLE 4 Number of Establishments and Revenue by Type for Transportation and Storage Establishments  
for All Employment Sizes by Industry Sub-Class: Philippines, 2010 *(Continued)*

(Value in thousand pesos. Details may not add up to total due to rounding and/or statistical disclosure control)

| 2009<br>PSIC<br>Code | Industry Description  | Number<br>of<br>Establishments | Revenue    |                                  |  |                    |  |                    |
|----------------------|---|--------------------------------|------------|----------------------------------|--|--------------------|--|--------------------|
|                      |   |                                | Total      | Revenue<br>from Main<br>Activity | Non-<br>industrial<br>Services<br>Done<br>for Others | Interest<br>Income | Industrial<br>Services<br>Done<br>for Others | Dividend<br>Income |
|                      |   | (1)                            | (2)        | (3)                              | (4)  | (5)                | (6)  | (7)                |
| H52212               | Operation of parking lots   | 14                             | 491,858    | 491,119                          | 270  | 252                | -  | -                  |
| H52213               | Operation of toll roads and bridges                                     | 8                              | 13,120,645 | 12,189,969                       | 106,354  | 171,325            | -  | 109                |
| H52219               | Other supporting land transport activities, n.e.c.                      | 20                             | 638,996    | 638,756                          | 49   | 190                | -  | -                  |
| H52220               | Service activities incidental to water transportation                   | 151                            | 14,488,156 | 13,418,919                       | 162,901  | 60,176             | -  | 28,311             |
| H52230               | Service activities incidental to air transportation                     | 11                             | 611,080    | 567,175                          | -  | 2,364              | -  | -                  |
| H52241               | Containerized cargo handling, auxiliary activity to land transport      | 10                             | 12,321,853 | 10,730,832                       | 101,437  | 127,189            | -  | 461,478            |
| H52242               | Non- containerized cargo handling, auxiliary activity to land transport | 6                              | 15,807     | 15,569                           | 238  | -                  | -  | -                  |
| H52243               | Cargo handling, auxiliary activity to water transport                   | 12                             | 932,043    | 854,197                          | 70,233   | 1,995              | -  | -                  |
| H52244               | Cargo handling, auxiliary activity to air transport                     |                                |            |                                  |  |                    |  |                    |
| H52291               | Freight forwarding services   | 617                            | 15,928,181 | 15,025,985                       | 759,148  | 25,800             | -  | 7,141              |
| H52292               | Customs brokerage (ship and aircraft)                                   | 506                            | 5,510,002  | 5,062,770                        | 316,587  | 47,452             | -  | 4                  |
| H52293               | Logistics services  | 62                             | 12,569,672 | 12,441,734                       | 56,978   | 7,331              | -  | 2,537              |
| H52299               | Activities of other transport agencies, n.e.c.                          | 13                             | 63,434     | 62,447                           | 982  | 6                  | -  | -                  |
| H53201               | Private postal service  | s                              | s          | s                                | s  | s                  | s  | s                  |
| H53202               | Messenger service   | 111                            | 12,580,674 | 8,777,457                        | 1,730,576  | 3,141              | -  | 1,666              |

TABLE 4 Number of Establishments and Revenue by Type for Transportation and Storage Establishments  
for All Employment Sizes by Industry Sub-Class: Philippines, 2010 *(Continued)*

(Value in thousand pesos. Details may not add up to total due to rounding and/or statistical disclosure control)

| 2009<br>PSIC<br>Code | Industry Description  | Revenue                           |   |                                 |                   |                     |                              |                  |
|----------------------|---|-----------------------------------|---|---------------------------------|-------------------|---------------------|------------------------------|------------------|
|                      |   | Commissions<br>and Fees<br>Earned | Delivery<br>charges<br>separately<br>invoiced<br>to customers | Value<br>of Goods<br>for Resale | Royalty<br>Income | Franchise<br>Income | Foreign<br>Exchange<br>Gains | Other<br>Income  |
|                      |   | (8)                               | (9)   | (10)                            | (11)              | (12)                | (13)                         | (14)             |
| <b>Philippines</b>   |   | <b>2,059,117</b>                  | <b>-</b>  | <b>1,209,130</b>                | <b>1,458</b>      | <b>8,033</b>        | <b>2,773,472</b>             | <b>9,275,868</b> |
| H49111               | Inter-urban passenger railway transport                                   | }                                 |   |                                 |                   |                     |                              |                  |
| H49112               | Urban and suburban railway transport                                      | }                                 | -   | -                               | -                 | -                   | 101,258                      | 7,208            |
| H49201               | Inter-urban bus line operation  |                                   | -   | -                               | -                 | -                   | -                            | 4,115            |
| H49202               | Urban and suburban bus line operation                                     |                                   | -   | 532                             | -                 | -                   | -                            | 636              |
| H49203               | Local bus line operation  |                                   | -   | -                               | -                 | -                   | -                            | 517              |
| H49204               | Chartered buses operation (e.g. tourist buses)                            |                                   | -   | -                               | -                 | -                   | -                            | 25,558           |
| H49205               | Operation of school buses/shuttle   | }                                 | -   | -                               | -                 | -                   | -                            | -                |
| H49209               | Transport via buses, n.e.c.   | }                                 |   |                                 |                   |                     |                              |                  |
| H49310               | Urban or suburban passenger land transport, except<br>by railways and bus |                                   | \$  | \$                              | \$                | \$                  | \$                           | \$               |
| H49323               | Public utility cars and taxicabs operation                                |                                   | -   | -                               | -                 | 783                 | -                            | 2,608            |
| H49324               | Chartered cars operation (rent-a-car)                                     |                                   | -   | -                               | -                 | -                   | -                            | 8,590            |
| H49331               | Truck-for-hire operation (with driver)                                    |                                   | -   | -                               | -                 | -                   | -                            | -                |
| H49332               | Freight truck operation   | 25,182                            | -   | 248,255                         | -                 | -                   | 1,577                        | 50,977           |
| H49333               | Tank truck delivery services  |                                   | -   | -                               | -                 | -                   | -                            | 267              |
| H49339               | Freight transport operation, by road, n.e.c.                              | \$                                | \$  | \$                              | \$                | \$                  | \$                           | \$               |
| H49400               | Transport via pipeline  | \$                                | \$  | \$                              | \$                | \$                  | \$                           | \$               |
| H50111               | Ocean passenger transport   | \$                                | \$  | \$                              | \$                | \$                  | \$                           | \$               |
| H50112               | Interisland water passenger transport                                     |                                   | -   | -                               | -                 | -                   | 652                          | 283,030          |
| H50113               | Renting of ship with operator   | \$                                | \$  | \$                              | \$                | \$                  | \$                           | \$               |
| H50121               | Ocean freight transport   | 119,706                           | -   | -                               | -                 | -                   | 12,023                       | 3,631            |
| H50122               | Interisland water freight transport                                       |                                   | -   | 4,728                           | -                 | -                   | 33,535                       | 88,511           |
| H50123               | Towing and pushing services on coastal and trans-<br>oceanic waters       |                                   | -   | -                               | -                 | -                   | -                            | 377              |
| H50210               | Inland passenger water transport  |                                   | -   | 4,393                           | -                 | -                   | 2,062                        | -                |
| H50220               | Inland freight water transport  |                                   | -   | -                               | -                 | -                   | -                            | 35               |
| H51101               | Domestic air passenger transport  | }                                 | -   | -                               | -                 | -                   | 1,394,717                    | 7,278,593        |
| H51102               | International air passenger transport                                     | }                                 |   |                                 |                   |                     |                              |                  |
| H51103               | Non-scheduled air passenger transport                                     | 56,249                            | -   | -                               | -                 | -                   | 12,520                       | 9,738            |
| H51203               | Non-scheduled air freight transport                                       | \$                                | \$  | \$                              | \$                | \$                  | \$                           | \$               |
| H52101               | General bonded warehouses except grain warehouse                          |                                   | -   | -                               | -                 | -                   | -                            | 6,626            |
| H52102               | Grain warehouses  |                                   | -   | -                               | -                 | -                   | -                            | -                |
| H52103               | Customs bonded warehouses   |                                   | -   | -                               | -                 | -                   | -                            | -                |
| H52104               | Cold storage  |                                   | -   | 716,667                         | -                 | -                   | 1,912                        | 22,399           |
| H52109               | Storage and warehousing, n.e.c.   | 22,407                            | -   | -                               | -                 | -                   | 13,703                       | 2,770            |
| H52211               | Freight terminal facilities for trucking companies                        |                                   | -   | -                               | -                 | -                   | -                            | -                |

TABLE 4 Number of Establishments and Revenue by Type for Transportation and Storage Establishments  
for All Employment Sizes by Industry Sub-Class: Philippines, 2010 *(Concluded)*

(Value in thousand pesos. Details may not add up to total due to rounding and/or statistical disclosure control)

| 2009<br>PSIC<br>Code | Industry Description  | Revenue                           |   |                                 |                   |                     |                              |                 |
|----------------------|---|-----------------------------------|---|---------------------------------|-------------------|---------------------|------------------------------|-----------------|
|                      |   | Commissions<br>and Fees<br>Earned | Delivery<br>charges<br>separately<br>invoiced<br>to customers | Value<br>of Goods<br>for Resale | Royalty<br>Income | Franchise<br>Income | Foreign<br>Exchange<br>Gains | Other<br>Income |
|                      |   | (8)                               | (9)   | (10)                            | (11)              | (12)                | (13)                         | (14)            |
| H52212               | Operation of parking lots   | -                                 | -   | -                               | -                 | -                   | -                            | 217             |
| H52213               | Operation of toll roads and bridges                                     | -                                 | -   | -                               | -                 | -                   | 541,596                      | 111,292         |
| H52219               | Other supporting land transport activities, n.e.c.                      | -                                 | -   | -                               | -                 | -                   | -                            | -               |
| H52220               | Service activities incidental to water transportation                   | -                                 | -   | 234,097                         | -                 | -                   | 13,274                       | 570,478         |
| H52230               | Service activities incidental to air transportation                     | -                                 | -   | -                               | -                 | -                   | -                            | 41,541          |
| H52241               | Containerized cargo handling, auxiliary activity to land transport      | 59                                | -   | -                               | -                 | -                   | 330,310                      | 570,549         |
| H52242               | Non- containerized cargo handling, auxiliary activity to land transport | -                                 | -   | -                               | -                 | -                   | -                            | -               |
| H52243               | Cargo handling, auxiliary activity to water transport }                 | -                                 | -   | 459                             | -                 | -                   | 497                          | 4,663           |
| H52244               | Cargo handling, auxiliary activity to air transport }                   | -                                 | -   | -                               | -                 | -                   | -                            | -               |
| H52291               | Freight forwarding services   | 3,332                             | -   | -                               | -                 | -                   | 19,087                       | 87,689          |
| H52292               | Customs brokerage (ship and aircraft)                                   | 63,683                            | -   | -                               | -                 | -                   | 1,568                        | 17,938          |
| H52293               | Logistics services  | -                                 | -   | -                               | -                 | -                   | 14,840                       | 46,252          |
| H52299               | Activities of other transport agencies, n.e.c.                          | -                                 | -   | -                               | -                 | -                   | -                            | -               |
| H53201               | Private postal service  | s                                 | s   | s                               | s                 | s                   | s                            | s               |
| H53202               | Messenger service   | 1,768,500                         | -   | -                               | 1,458             | 7,250               | 277,896                      | 12,729          |

TABLE 4.1 Number of Establishments and Revenue from Main Activity by Type of Transaction for Transportation and Storage Establishments for All Employment Sizes by Industry Sub-Class: Philippines, 2010

(Value in thousand pesos. Details may not add up to total due to rounding and/or statistical disclosure control)

| 2009<br>PSIC<br>Code | Industry Description  | Number<br>of<br>Establishments | Revenue from Main Activity |                                    |                                     |            |
|----------------------|---|--------------------------------|----------------------------|------------------------------------|-------------------------------------|------------|
|                      |   |                                | Total                      | Transactions Within<br>the Country | Transactions Outside<br>the Country |            |
|                      |   | (1)                            | (2)                        | (3)                                | (4)                                 |            |
|                      | Philippines   | 2,891                          | 260,635,376                | 211,579,921                        | 49,055,454                          |            |
| H49111               | Inter-urban passenger railway transport                                   | }                              |                            |                                    |                                     |            |
| H49112               | Urban and suburban railway transport                                      | }                              | 3                          | 5,095,486                          | 5,095,486                           | -          |
| H49201               | Inter-urban bus line operation  |                                | 82                         | 9,472,259                          | 9,472,259                           | -          |
| H49202               | Urban and suburban bus line operation                                     |                                | 29                         | 853,184                            | 853,184                             | -          |
| H49203               | Local bus line operation  |                                | 104                        | 1,415,195                          | 1,415,195                           | -          |
| H49204               | Chartered buses operation (e.g. tourist buses)                            |                                | 74                         | 1,726,659                          | 1,726,659                           | -          |
| H49205               | Operation of school buses/shuttle   | }                              | 14                         | 385,346                            | 385,346                             | -          |
| H49209               | Transport via buses, n.e.c.   | }                              |                            |                                    |                                     |            |
| H49310               | Urban or suburban passenger land transport, except<br>by railways and bus |                                | s                          | s                                  | s                                   | s          |
| H49323               | Public utility cars and taxicabs operation                                |                                | 48                         | 435,959                            | 435,959                             | -          |
| H49324               | Chartered cars operation (rent-a-car)                                     |                                | 3                          | 323,859                            | 323,859                             | -          |
| H49331               | Truck-for-hire operation (with driver)                                    |                                | 18                         | 155,014                            | 120,907                             | 34,107     |
| H49332               | Freight truck operation   |                                | 560                        | 8,729,264                          | 8,729,264                           | -          |
| H49333               | Tank truck delivery services  |                                | 8                          | 102,913                            | 102,913                             | -          |
| H49339               | Freight transport operation, by road, n.e.c.                              |                                | s                          | s                                  | s                                   | s          |
| H49400               | Transport via pipeline  |                                | s                          | s                                  | s                                   | s          |
| H50111               | Ocean passenger transport   |                                | s                          | s                                  | s                                   | s          |
| H50112               | Interisland water passenger transport                                     |                                | 52                         | 15,506,646                         | 15,506,646                          | -          |
| H50113               | Renting of ship with operator   |                                | s                          | s                                  | s                                   | s          |
| H50121               | Ocean freight transport   |                                | 23                         | 8,933,961                          | 8,528,065                           | 405,895    |
| H50122               | Interisland water freight transport                                       |                                | 62                         | 21,185,124                         | 21,185,124                          | -          |
| H50123               | Towing and pushing services on coastal and trans-<br>oceanic waters       |                                | 7                          | 213,354                            | 213,354                             | -          |
| H50210               | Inland passenger water transport  |                                | 37                         | 241,257                            | 241,257                             | -          |
| H50220               | Inland freight water transport  |                                | 10                         | 52,658                             | 52,658                              | -          |
| H51101               | Domestic air passenger transport  | }                              | 4                          | 90,431,854                         | 43,904,949                          | 46,526,905 |
| H51102               | International air passenger transport                                     | }                              |                            |                                    |                                     |            |
| H51103               | Non-scheduled air passenger transport                                     |                                | 20                         | 1,825,272                          | 1,825,272                           | -          |
| H51203               | Non-scheduled air freight transport                                       |                                | s                          | s                                  | s                                   | s          |
| H52101               | General bonded warehouses except grain warehouse                          |                                | 10                         | 682,771                            | 682,771                             | -          |
| H52102               | Grain warehouses  |                                | 4                          | 7,745                              | 7,745                               | -          |
| H52103               | Customs bonded warehouses   |                                | 13                         | 646,143                            | 646,143                             | -          |
| H52104               | Cold storage  |                                | 100                        | 5,129,548                          | 5,129,548                           | -          |
| H52109               | Storage and warehousing, n.e.c.   |                                | 53                         | 4,491,436                          | 4,491,436                           | -          |
| H52211               | Freight terminal facilities for trucking companies                        |                                | 3                          | 46,862                             | 46,862                              | -          |
| H52212               | Operation of parking lots   |                                | 14                         | 491,119                            | 491,119                             | -          |
| H52213               | Operation of toll roads and bridges                                       |                                | 8                          | 12,189,969                         | 12,189,969                          | -          |

TABLE 4.1 Number of Establishments and Revenue from Main Activity by Type of Transaction for Transportation and Storage Establishments  
for All Employment Sizes by Industry Sub-Class: Philippines, 2010 *(Concluded)*

(Value in thousand pesos. Details may not add up to total due to rounding and/or statistical disclosure control)

| 2009<br>PSIC<br>Code | Industry Description   | Number<br>of<br>Establishments | Revenue from Main Activity |                                    |                                     |
|----------------------|--|--------------------------------|----------------------------|------------------------------------|-------------------------------------|
|                      |  |                                | Total                      | Transactions Within<br>the Country | Transactions Outside<br>the Country |
|                      |  |                                | (1)                        | (2)                                | (3)                                 |
| H52219               | Other supporting land transport activities, n.e.c.                         | 20                             | 638,756                    | 638,756                            | -                                   |
| H52220               | Service activities incidental to water transportation                      | 151                            | 13,418,919                 | 13,254,769                         | 164,150                             |
| H52230               | Service activities incidental to air transportation                        | 11                             | 567,175                    | 567,175                            | -                                   |
| H52241               | Containerized cargo handling, auxiliary activity to land<br>transport      | 10                             | 10,730,832                 | 10,730,832                         | -                                   |
| H52242               | Non- containerized cargo handling, auxiliary activity<br>to land transport | 6                              | 15,569                     | 15,569                             | -                                   |
| H52243               | Cargo handling, auxiliary activity to water transport                      | 12                             | 854,197                    | 854,197                            | -                                   |
| H52244               | Cargo handling, auxiliary activity to air transport                        |                                |                            |                                    |                                     |
| H52291               | Freight forwarding services  | 617                            | 15,025,985                 | 14,014,771                         | 1,011,213                           |
| H52292               | Customs brokerage (ship and aircraft)                                      | 506                            | 5,062,770                  | 5,057,311                          | 5,459                               |
| H52293               | Logistics services   | 62                             | 12,441,734                 | 11,534,009                         | 907,725                             |
| H52299               | Activities of other transport agencies, n.e.c.                             | 13                             | 62,447                     | 62,447                             | -                                   |
| H53201               | Private postal service   | s                              | s                          | s                                  | s                                   |
| H53202               | Messenger service  | 111                            | 8,777,457                  | 8,777,457                          | -                                   |

TABLE 4.2 Number of Establishments and Value of Non-Industrial Services Done for Others by Type for Transportation and Storage Establishments for All Employment Sizes by Industry Sub-Class: Philippines, 2010

(Value in thousand pesos. Details may not add up to total due to rounding and/or statistical disclosure control)

| 2009<br>PSIC<br>Code | Industry Description  | Number<br>of<br>Establishments | Non-Industrial Services Done for Others |                          |  |                        |                                   |         |
|----------------------|---|--------------------------------|---|--------------------------|--|------------------------|-----------------------------------|---------|
|                      |   |                                | Total                                   | Rent Income<br>from Land | Rental Income<br>from Building<br>and Structures | Other Rental<br>Income | Other Non-<br>Industrial Services |         |
|                      |   | (1)                            | (2)                                     | (3)                      | (4)  | (5)                    | (6)                               |         |
|                      | Philippines   | 2,891                          | 6,308,404                               | 210,425                  | 450,994  | 1,693,204              | 3,953,781                         |         |
| H49111               | Inter-urban passenger railway transport                                   | }                              |   |                          |  |                        |                                   |         |
| H49112               | Urban and suburban railway transport                                      | }                              | 3                                       | 242,428                  | 138,110  | 104,318                | -                                 | -       |
| H49201               | Inter-urban bus line operation  |                                | 82                                      | 138,487                  | 1,204  | 14,168                 | 612                               | 122,503 |
| H49202               | Urban and suburban bus line operation                                     |                                | 29                                      | 3                        | -  | -                      | -                                 | 3       |
| H49203               | Local bus line operation  |                                | 104                                     | 11,675                   | -  | 220                    | -                                 | 11,455  |
| H49204               | Chartered buses operation (e.g. tourist buses)                            |                                | 74                                      | -                        | -  | -                      | -                                 | -       |
| H49205               | Operation of school buses/shuttle   | }                              | 14                                      | -                        | -  | -                      | -                                 | -       |
| H49209               | Transport via buses, n.e.c.   | }                              |   |                          |  |                        |                                   |         |
| H49310               | Urban or suburban passenger land transport, except<br>by railways and bus |                                | s                                       | s                        | s  | s                      | s                                 | s       |
| H49323               | Public utility cars and taxicabs operation                                |                                | 48                                      | 12,116                   | -  | -                      | 540                               | 11,576  |
| H49324               | Chartered cars operation (rent-a-car)                                     |                                | 3                                       | 2,186                    | -  | 2,186                  | -                                 | -       |
| H49331               | Truck-for-hire operation (with driver)                                    |                                | 18                                      | 5,206                    | 5,206  | -                      | -                                 | -       |
| H49332               | Freight truck operation   |                                | 560                                     | 272,502                  | -  | 63,723                 | 9,393                             | 199,385 |
| H49333               | Tank truck delivery services  |                                | 8                                       | -                        | -  | -                      | -                                 | -       |
| H49339               | Freight transport operation, by road, n.e.c.                              |                                | s                                       | s                        | s  | s                      | s                                 | s       |
| H49400               | Transport via pipeline  |                                | s                                       | s                        | s  | s                      | s                                 | s       |
| H50111               | Ocean passenger transport   |                                | s                                       | s                        | s  | s                      | s                                 | s       |
| H50112               | Interisland water passenger transport                                     |                                | 52                                      | 108,303                  | -  | 8,789                  | 1,573                             | 97,941  |
| H50113               | Renting of ship with operator   |                                | s                                       | s                        | s  | s                      | s                                 | s       |
| H50121               | Ocean freight transport   |                                | 23                                      | 5,148                    | -  | -                      | -                                 | 5,148   |
| H50122               | Interisland water freight transport                                       |                                | 62                                      | 61,904                   | 44   | 12,002                 | 18,544                            | 31,315  |
| H50123               | Towing and pushing services on coastal and trans-<br>oceanic waters       |                                | 7                                       | 7,309                    | 7,201  | 107                    | -                                 | -       |
| H50210               | Inland passenger water transport  |                                | 37                                      | 1,137                    | -  | -                      | 144                               | 993     |
| H50220               | Inland freight water transport  |                                | 10                                      | 61                       | -  | -                      | -                                 | 61      |
| H51101               | Domestic air passenger transport  | }                              | 4                                       | 1,474,865                | -  | -                      | 1,474,865                         | -       |
| H51102               | International air passenger transport                                     | }                              |   |                          |  |                        |                                   |         |
| H51103               | Non-scheduled air passenger transport                                     |                                | 20                                      | 41,301                   | -  | 4,444                  | -                                 | 36,857  |
| H51203               | Non-scheduled air freight transport                                       |                                | s                                       | s                        | s  | s                      | s                                 | s       |
| H52101               | General bonded warehouses except grain warehouse                          |                                | 10                                      | 1,862                    | -  | 1,862                  | -                                 | -       |
| H52102               | Grain warehouses  |                                | 4                                       | -                        | -  | -                      | -                                 | -       |
| H52103               | Customs bonded warehouses   |                                | 13                                      | 17,096                   | -  | 16,448                 | -                                 | 649     |
| H52104               | Cold storage  |                                | 100                                     | 81,172                   | -  | 49,363                 | -                                 | 31,809  |
| H52109               | Storage and warehousing, n.e.c.   |                                | 53                                      | 485,125                  | -  | -                      | 96,596                            | 388,529 |
| H52211               | Freight terminal facilities for trucking companies                        |                                | 3                                       | -                        | -  | -                      | -                                 | -       |
| H52212               | Operation of parking lots   |                                | 14                                      | 270                      | -  | 270                    | -                                 | -       |
| H52213               | Operation of toll roads and bridges                                       |                                | 8                                       | 106,354                  | -  | 6,444                  | 18,658                            | 81,252  |

TABLE 4.2 Number of Establishments and Value of Non-Industrial Services Done for Others by Type for Transportation and Storage Establishments  
for All Employment Sizes by Industry Sub-Class: Philippines, 2010 *(Concluded)*

(Value in thousand pesos. Details may not add up to total due to rounding and/or statistical disclosure control)

| 2009<br>PSIC<br>Code | Industry Description  | Number<br>of<br>Establishments | Non-Industrial Services Done for Others |                          |  |                        |                                   |
|----------------------|---|--------------------------------|---|--------------------------|--|------------------------|-----------------------------------|
|                      |   |                                | Total                                   | Rent Income<br>from Land | Rental Income<br>from Building<br>and Structures | Other Rental<br>Income | Other Non-<br>Industrial Services |
|                      |   | (1)                            | (2)                                     | (3)                      | (4)  | (5)                    | (6)                               |
| H52219               | Other supporting land transport activities, n.e.c.                      | 20                             | 49                                      | -                        | -  | -                      | 49                                |
| H52220               | Service activities incidental to water transportation                   | 151                            | 162,901                                 | -                        | 15,626   | 8,845                  | 138,431                           |
| H52230               | Service activities incidental to air transportation                     | 11                             | -                                       | -                        | -  | -                      | -                                 |
| H52241               | Containerized cargo handling, auxiliary activity to land transport      | 10                             | 101,437                                 | -                        | -  | 16,494                 | 84,943                            |
| H52242               | Non- containerized cargo handling, auxiliary activity to land transport | 6                              | 238                                     | -                        | -  | -                      | 238                               |
| H52243               | Cargo handling, auxiliary activity to water transport                   | 12                             | 70,233                                  | -                        | 70,233   | -                      | -                                 |
| H52244               | Cargo handling, auxiliary activity to air transport                     |                                |   |                          |  |                        |                                   |
| H52291               | Freight forwarding services   | 617                            | 759,148                                 | 58,660                   | 6,843  | 11,970                 | 681,675                           |
| H52292               | Customs brokerage (ship and aircraft)                                   | 506                            | 316,587                                 | -                        | 12,402   | 366                    | 303,819                           |
| H52293               | Logistics services  | 62                             | 56,978                                  | -                        | 15,539   | 3,281                  | 38,158                            |
| H52299               | Activities of other transport agencies, n.e.c.                          | 13                             | 982                                     | -                        | -  | 982                    | -                                 |
| H53201               | Private postal service  | s                              | s                                       | s                        | s  | s                      | s                                 |
| H53202               | Messenger service   | 111                            | 1,730,576                               | -                        | 45,879   | -                      | 1,684,697                         |

TABLE 5 Number of Establishments and Cost by Type for Transportation and Storage Establishments  
for All Employment Sizes by Industry Sub-Class: Philippines, 2010

(Value in thousand pesos. Details may not add up to total due to rounding and/or statistical disclosure control)

| 2009<br>PSIC<br>Code | Industry Description  | Number<br>of<br>Establishments | Cost               |  |   |   |                                       |
|----------------------|---|--------------------------------|--------------------|--|---|---|---------------------------------------|
|                      |   |                                | Total              | Materials<br>and Supplies<br>Purchased | Fuels,<br>Lubricants,<br>Oils<br>and Greases<br>Purchased | Cost of<br>Non-Industrial<br>Services Done<br>by Others | Electricity<br>and Water<br>Purchased |
|                      |   | (1)                            | (2)                | (3)                                    | (4)   | (5)   | (6)                                   |
| <b>Philippines</b>   |   | <b>2,891</b>                   | <b>204,224,552</b> | <b>18,560,962</b>                      | <b>61,532,083</b>   | <b>55,485,948</b>                                       | <b>4,131,237</b>                      |
| H49111               | Inter-urban passenger railway transport }                                 |                                |                    |  |   |   |                                       |
| H49112               | Urban and suburban railway transport }                                    | 3                              | 9,681,989          | 379,851                                | 48,075  | 808,885   | 1,031,269                             |
| H49201               | Inter-urban bus line operation  | 82                             | 6,690,994          | 1,005,395                              | 3,615,422   | 661,415   | 66,500                                |
| H49202               | Urban and suburban bus line operation                                     | 29                             | 562,018            | 27,606                                 | 298,776   | 44,951  | 9,870                                 |
| H49203               | Local bus line operation  | 104                            | 1,053,107          | 127,024                                | 525,330   | 64,079  | 9,567                                 |
| H49204               | Chartered buses operation (e.g. tourist buses)                            | 74                             | 1,108,373          | 71,024                                 | 193,982   | 205,056   | 15,604                                |
| H49205               | Operation of school buses/shuttle }                                       | 14                             | 286,451            | 22,824                                 | 124,174   | 80,911  | 2,087                                 |
| H49209               | Transport via buses, n.e.c. }   |                                |                    |  |   |   |                                       |
| H49310               | Urban or suburban passenger land transport, except<br>by railways and bus | s                              | s                  | s                                      | s   | s   | s                                     |
| H49323               | Public utility cars and taxicabs operation                                | 48                             | 333,148            | 92,189                                 | 26,247  | 48,393  | 12,228                                |
| H49324               | Chartered cars operation (rent-a-car)                                     | 3                              | 264,744            | 18,345                                 | 50,395  | 125,296   | 2,371                                 |
| H49331               | Truck-for-hire operation (with driver)                                    | 18                             | 112,279            | 42,945                                 | 14,195  | 21,752  | 8,736                                 |
| H49332               | Freight truck operation   | 560                            | 6,767,830          | 1,739,718                              | 2,292,689   | 1,025,429   | 137,177                               |
| H49333               | Tank truck delivery services  | 8                              | 64,326             | 7,653                                  | 8,657   | 39,427  | 5,934                                 |
| H49339               | Freight transport operation, by road, n.e.c.                              | s                              | s                  | s                                      | s   | s   | s                                     |
| H49400               | Transport via pipeline  | s                              | s                  | s                                      | s   | s   | s                                     |
| H50111               | Ocean passenger transport   | s                              | s                  | s                                      | s   | s   | s                                     |
| H50112               | Interisland water passenger transport                                     | 52                             | 14,468,735         | 449,756                                | 7,018,743   | 2,424,879   | 125,903                               |
| H50113               | Renting of ship with operator   | s                              | s                  | s                                      | s   | s   | s                                     |
| H50121               | Ocean freight transport   | 23                             | 2,440,054          | 510,380                                | 392,006   | 684,223   | 42,265                                |
| H50122               | Interisland water freight transport                                       | 62                             | 17,119,187         | 3,469,433                              | 4,326,423   | 3,856,258   | 69,977                                |
| H50123               | Towing and pushing services on coastal and trans-<br>oceanic waters       | 7                              | 143,995            | 9,912                                  | 35,705  | 34,202  | 1,191                                 |
| H50210               | Inland passenger water transport  | 37                             | 173,057            | 7,229                                  | 13,412  | 115,724   | 10,493                                |
| H50220               | Inland freight water transport  | 10                             | 43,549             | 6,513                                  | 4,905   | 26,530  | 993                                   |
| H51101               | Domestic air passenger transport }  | 4                              | 83,634,983         | 1,955,460                              | 39,670,662  | 19,391,496  | 246,294                               |
| H51102               | International air passenger transport }                                   |                                |                    |  |   |   |                                       |
| H51103               | Non-scheduled air passenger transport                                     | 20                             | 1,251,123          | 90,908                                 | 130,135   | 461,882   | 7,611                                 |
| H51203               | Non-scheduled air freight transport                                       | s                              | s                  | s                                      | s   | s   | s                                     |
| H52101               | General bonded warehouses except grain warehouse                          | 10                             | 362,620            | 15,346                                 | 2,468   | 228,630   | 18,524                                |
| H52102               | Grain warehouses  | 4                              | 4,166              | 359                                    | 1,576   | 1,139   | 303                                   |
| H52103               | Customs bonded warehouses   | 13                             | 405,188            | 84,098                                 | 8,502   | 171,631   | 33,680                                |
| H52104               | Cold storage  | 100                            | 4,707,157          | 555,405                                | 50,705  | 1,820,318   | 624,925                               |
| H52109               | Storage and warehousing, n.e.c.   | 53                             | 4,409,309          | 3,015,095                              | 29,089  | 793,670   | 48,045                                |

TABLE 5 Number of Establishments and Cost by Type for Transportation and Storage Establishments  
for All Employment Sizes by Industry Sub-Class: Philippines, 2010 *(Continued)*

(Value in thousand pesos. Details may not add up to total due to rounding and/or statistical disclosure control)

| 2009<br>PSIC<br>Code | Industry Description  | Number<br>of<br>Establishments | Cost       |  |   |   |                                       |
|----------------------|---|--------------------------------|------------|--|---|---|---------------------------------------|
|                      |   |                                | Total      | Materials<br>and Supplies<br>Purchased | Fuels,<br>Lubricants,<br>Oils<br>and Greases<br>Purchased | Cost of<br>Non-Industrial<br>Services Done<br>by Others | Electricity<br>and Water<br>Purchased |
|                      |   | (1)                            | (2)        | (3)                                    | (4)   | (5)   | (6)                                   |
| H52211               | Freight terminal facilities for trucking companies                      | 3                              | 36,954     | 7,612                                  | 1,838   | 15,017  | 1,472                                 |
| H52212               | Operation of parking lots   | 14                             | 260,961    | 6,489                                  | 3,139   | 212,582   | 13,404                                |
| H52213               | Operation of toll roads and bridges                                     | 8                              | 5,571,432  | 89,073                                 | 74,560  | 837,774   | 125,166                               |
| H52219               | Other supporting land transport activities, n.e.c.                      | 20                             | 500,471    | 167,205                                | 54,260  | 83,075  | 11,015                                |
| H52220               | Service activities incidental to water transportation                   | 151                            | 7,060,152  | 1,006,517                              | 831,130   | 1,821,231   | 280,759                               |
| H52230               | Service activities incidental to air transportation                     | 11                             | 455,910    | 11,610                                 | 8,844   | 218,966   | 8,683                                 |
| H52241               | Containerized cargo handling, auxiliary activity to land transport      | 10                             | 4,866,423  | 79,031                                 | 282,627   | 861,383   | 164,939                               |
| H52242               | Non- containerized cargo handling, auxiliary activity to land transport | 6                              | 9,399      | 558                                    | 3,510   | 3,879   | 727                                   |
| H52243               | Cargo handling, auxiliary activity to water transport                   | 12                             | 517,940    | 16,380                                 | 46,817  | 101,073   | 38,345                                |
| H52244               | Cargo handling, auxiliary activity to air transport                     |                                |            |  |   |   |                                       |
| H52291               | Freight forwarding services   | 617                            | 10,087,305 | 1,582,277                              | 477,108   | 6,112,453   | 379,667                               |
| H52292               | Customs brokerage (ship and aircraft)                                   | 506                            | 3,225,761  | 475,016                                | 384,348   | 1,646,637   | 162,090                               |
| H52293               | Logistics services  | 62                             | 6,150,655  | 429,645                                | 164,322   | 4,496,612   | 82,142                                |
| H52299               | Activities of other transport agencies, n.e.c.                          | 13                             | 46,025     | 2,375                                  | 2,704   | 23,720  | 4,230                                 |
| H53201               | Private postal service  | s                              | s          | s                                      | s   | s   | s                                     |
| H53202               | Messenger service   | 111                            | 7,388,695  | 908,945                                | 171,966   | 5,114,503   | 315,025                               |

TABLE 5 Number of Establishments and Cost by Type for Transportation and Storage Establishments  
for All Employment Sizes by Industry Sub-Class: Philippines, 2010 *(Continued)*

(Value in thousand pesos. Details may not add up to total due to rounding and/or statistical disclosure control)

| 2009<br>PSIC<br>Code | Industry Description  | Cost                                     |                     |                                  |  |  |  |
|----------------------|---|--|---------------------|----------------------------------|--|--|--|
|                      |   | Industrial<br>Services Done<br>by Others | Interest<br>Expense | Goods<br>Purchased<br>for Resale | Taxes<br>on product<br>and<br>production | Research<br>and<br>Experimental<br>Development | Environmental<br>Protection<br>Expense |
|                      |   | (7)                                      | (8)                 | (9)                              | (10)                                     | (11)   | (12)                                   |
|                      | <b>Philippines</b>  | <b>22,636,511</b>                        | <b>11,002,092</b>   | <b>1,097,721</b>                 | <b>3,310,495</b>                         | <b>-</b>                                       | <b>13,995</b>                          |
| H49111               | Inter-urban passenger railway transport }                                 |  |                     |                                  |  |  |  |
| H49112               | Urban and suburban railway transport }                                    | 235,000                                  | 2,674,093           | -                                | 103,884                                  | -  | -                                      |
| H49201               | Inter-urban bus line operation  | 371,845                                  | 111,223             | -                                | 259,999                                  | -  | 543                                    |
| H49202               | Urban and suburban bus line operation                                     | 70,868                                   | 19,008              | -                                | 21,533                                   | -  | 250                                    |
| H49203               | Local bus line operation  | 125,554                                  | 17,864              | -                                | 41,507                                   | -  | -                                      |
| H49204               | Chartered buses operation (e.g. tourist buses)                            | 114,399                                  | 47,786              | -                                | 39,594                                   | -  | -                                      |
| H49205               | Operation of school buses/shuttle }                                       | 12,600                                   | 1,942               | -                                | 7,297                                    | -  | -                                      |
| H49209               | Transport via buses, n.e.c. }   |  |                     |                                  |  |  |  |
| H49310               | Urban or suburban passenger land transport, except<br>by railways and bus | S  | S                   | S                                | S  | S  | S                                      |
| H49323               | Public utility cars and taxicabs operation                                | 21,191                                   | 7,664               | -                                | 13,178                                   | -  | -                                      |
| H49324               | Chartered cars operation (rent-a-car)                                     | 539                                      | 5,141               | -                                | 7,682                                    | -  | 18                                     |
| H49331               | Truck-for-hire operation (with driver)                                    | 3,221                                    | -                   | -                                | 2,440                                    | -  | -                                      |
| H49332               | Freight truck operation   | 517,540                                  | 95,214              | 236,869                          | 128,555                                  | -  | -                                      |
| H49333               | Tank truck delivery services  | -  | -                   | -                                | 2,541                                    | -  | -                                      |
| H49339               | Freight transport operation, by road, n.e.c.                              | S  | S                   | S                                | S  | S  | S                                      |
| H49400               | Transport via pipeline  | S  | S                   | S                                | S  | S  | S                                      |
| H50111               | Ocean passenger transport   | S  | S                   | S                                | S  | S  | S                                      |
| H50112               | Interisland water passenger transport                                     | 1,141,565                                | 340,140             | -                                | 677,133                                  | -  | 60                                     |
| H50113               | Renting of ship with operator   | S  | S                   | S                                | S  | S  | S                                      |
| H50121               | Ocean freight transport   | 100,677                                  | 33,147              | -                                | 192,824                                  | -  | -                                      |
| H50122               | Interisland water freight transport                                       | 3,237,093                                | 540,765             | 5,097                            | 304,241                                  | -  | 7,283                                  |
| H50123               | Towing and pushing services on coastal and trans-<br>oceanic waters       | 30,621                                   | 2,802               | -                                | 5,902                                    | -  | -                                      |
| H50210               | Inland passenger water transport  | 1,984                                    | 2,755               | 3,702                            | 2,706                                    | -  | 9                                      |
| H50220               | Inland freight water transport  | 800                                      | -                   | -                                | 1,303                                    | -  | -                                      |
| H51101               | Domestic air passenger transport }  | 10,052,922                               | 2,329,628           | -                                | 112,480                                  | -  | -                                      |
| H51102               | International air passenger transport }                                   |  |                     |                                  |  |  |  |
| H51103               | Non-scheduled air passenger transport                                     | 270,326                                  | 818                 | -                                | 91,553                                   | -  | 1,935                                  |
| H51203               | Non-scheduled air freight transport                                       | S  | S                   | S                                | S  | S  | S                                      |
| H52101               | General bonded warehouses except grain warehouse                          | 48,772                                   | -                   | -                                | 2,903                                    | -  | -                                      |
| H52102               | Grain warehouses  | 185                                      | -                   | -                                | 72                                       | -  | -                                      |
| H52103               | Customs bonded warehouses   | 48,098                                   | 11,881              | -                                | 18,876                                   | -  | -                                      |
| H52104               | Cold storage  | 232,201                                  | 126,991             | 626,904                          | 182,006                                  | -  | -                                      |
| H52109               | Storage and warehousing, n.e.c.   | 110,443                                  | 41,366              | -                                | 20,880                                   | -  | 1,237                                  |
| H52211               | Freight terminal facilities for trucking companies                        | 9,431                                    | -                   | -                                | 167                                      | -  | -                                      |

TABLE 5 Number of Establishments and Cost by Type for Transportation and Storage Establishments  
for All Employment Sizes by Industry Sub-Class: Philippines, 2010 *(Continued)*

(Value in thousand pesos. Details may not add up to total due to rounding and/or statistical disclosure control)

| 2009<br>PSIC<br>Code | Industry Description  | Cost                                     |                     |                                  |  |  |  |
|----------------------|---|--|---------------------|----------------------------------|--|--|--|
|                      |   | Industrial<br>Services Done<br>by Others | Interest<br>Expense | Goods<br>Purchased<br>for Resale | Taxes<br>on product<br>and<br>production | Research<br>and<br>Experimental<br>Development | Environmental<br>Protection<br>Expense |
|                      |   | (7)                                      | (8)                 | (9)                              | (10)                                     | (11)   | (12)                                   |
| H52212               | Operation of parking lots   | 4,502                                    | 206                 | -                                | 7,805                                    | -  | -                                      |
| H52213               | Operation of toll roads and bridges                                     | 2,112,550                                | 2,112,225           | -                                | 92,313                                   | -  | -                                      |
| H52219               | Other supporting land transport activities, n.e.c.                      | 156,190                                  | -                   | -                                | 5,943                                    | -  | -                                      |
| H52220               | Service activities incidental to water transportation                   | 1,088,855                                | 259,229             | 224,736                          | 306,836                                  | -  | 1,154                                  |
| H52230               | Service activities incidental to air transportation                     | 138,453                                  | 646                 | -                                | 2,893                                    | -  | -                                      |
| H52241               | Containerized cargo handling, auxiliary activity to land transport      | 394,437                                  | 1,701,988           | -                                | 93,559                                   | -  | -                                      |
| H52242               | Non- containerized cargo handling, auxiliary activity to land transport | 486                                      | -                   | -                                | 178                                      | -  | -                                      |
| H52243               | Cargo handling, auxiliary activity to water transport                   | 84,076                                   | 25,713              | 413                              | 16,489                                   | -  | -                                      |
| H52244               | Cargo handling, auxiliary activity to air transport                     |  |                     |                                  |  |  |  |
| H52291               | Freight forwarding services   | 727,450                                  | 57,899              | -                                | 228,992                                  | -  | -                                      |
| H52292               | Customs brokerage (ship and aircraft)                                   | 143,136                                  | 17,450              | -                                | 110,317                                  | -  | -                                      |
| H52293               | Logistics services  | 395,001                                  | 155,211             | -                                | 74,121                                   | -  | 46                                     |
| H52299               | Activities of other transport agencies, n.e.c.                          | 114                                      | -                   | -                                | 3,333                                    | -  | -                                      |
| H53201               | Private postal service  | s  | s                   | s                                | s  | s  | s                                      |
| H53202               | Messenger service   | 135,228                                  | 146,341             | -                                | 94,802                                   | -  | 1,459                                  |

TABLE 5 Number of Establishments and Cost by Type for Transportation and Storage Establishments  
for All Employment Sizes by Industry Sub-Class: Philippines, 2010 *(Continued)*

(Value in thousand pesos. Details may not add up to total due to rounding and/or statistical disclosure control)

| 2009<br>PSIC<br>Code | Industry Description  | Cost           |               |                        |                              |                         |                  |
|----------------------|---|----------------|---------------|------------------------|------------------------------|-------------------------|------------------|
|                      |   | Royalty Fee    | Franchise Fee | Bad and Doubtful Debts | Depreciation of Fixed Assets | Foreign Exchange Losses | Other Cost       |
|                      |   | (13)           | (14)          | (15)                   | (16)                         | (17)                    | (18)             |
|                      | <b>Philippines</b>  | <b>135,970</b> | <b>12,815</b> | <b>688,102</b>         | <b>19,374,164</b>            | <b>2,607,085</b>        | <b>3,635,373</b> |
| H49111               | Inter-urban passenger railway transport }                                 |                |               |                        |                              |                         |                  |
| H49112               | Urban and suburban railway transport }                                    | -              | -             | 4,882                  | 1,975,884                    | 2,406,081               | 14,085           |
| H49201               | Inter-urban bus line operation  | -              | 4,226         | -                      | 565,342                      | -                       | 29,083           |
| H49202               | Urban and suburban bus line operation                                     | -              | 618           | 54                     | 60,125                       | -                       | 8,360            |
| H49203               | Local bus line operation  | -              | 1,110         | -                      | 139,779                      | -                       | 1,293            |
| H49204               | Chartered buses operation (e.g. tourist buses)                            | 20,056         | 145           | 3,847                  | 380,558                      | -                       | 16,322           |
| H49205               | Operation of school buses/shuttle }                                       | -              | -             | -                      | 34,576                       | -                       | 40               |
| H49209               | Transport via buses, n.e.c. }   |                |               |                        |                              |                         |                  |
| H49310               | Urban or suburban passenger land transport, except<br>by railways and bus | S              | S             | S                      | S                            | S                       | S                |
| H49323               | Public utility cars and taxicabs operation                                | -              | 2,715         | 54                     | 107,597                      | -                       | 1,691            |
| H49324               | Chartered cars operation (rent-a-car)                                     | 128            | -             | 1,420                  | 53,364                       | -                       | 46               |
| H49331               | Truck-for-hire operation (with driver)                                    | -              | -             | -                      | 12,543                       | -                       | 6,447            |
| H49332               | Freight truck operation   | -              | 140           | 5,673                  | 568,935                      | 453                     | 19,437           |
| H49333               | Tank truck delivery services  | -              | -             | -                      | 113                          | -                       | -                |
| H49339               | Freight transport operation, by road, n.e.c.                              | S              | S             | S                      | S                            | S                       | S                |
| H49400               | Transport via pipeline  | S              | S             | S                      | S                            | S                       | S                |
| H50111               | Ocean passenger transport   | S              | S             | S                      | S                            | S                       | S                |
| H50112               | Interisland water passenger transport                                     | -              | -             | 42,578                 | 1,866,846                    | 10,334                  | 370,797          |
| H50113               | Renting of ship with operator   | S              | S             | S                      | S                            | S                       | S                |
| H50121               | Ocean freight transport   | -              | -             | 3,803                  | 254,631                      | 8,159                   | 217,939          |
| H50122               | Interisland water freight transport                                       | -              | -             | 51,268                 | 1,239,860                    | 4,152                   | 7,334            |
| H50123               | Towing and pushing services on coastal and trans-<br>oceanic waters       | -              | -             | 1,124                  | 20,771                       | -                       | 1,764            |
| H50210               | Inland passenger water transport  | -              | 12            | 425                    | 13,986                       | -                       | 620              |
| H50220               | Inland freight water transport  | -              | -             | -                      | 2,137                        | 368                     | -                |
| H51101               | Domestic air passenger transport }  | -              | -             | 340,949                | 7,626,584                    | 28                      | 1,908,481        |
| H51102               | International air passenger transport }                                   |                |               |                        |                              |                         |                  |
| H51103               | Non-scheduled air passenger transport                                     | 28,698         | -             | 733                    | 132,173                      | 8,093                   | 26,259           |
| H51203               | Non-scheduled air freight transport                                       | S              | S             | S                      | S                            | S                       | S                |
| H52101               | General bonded warehouses except grain warehouse                          | -              | -             | -                      | 40,515                       | 158                     | 5,304            |
| H52102               | Grain warehouses  | -              | -             | -                      | 498                          | -                       | 34               |
| H52103               | Customs bonded warehouses   | -              | -             | -                      | 17,381                       | 519                     | 10,523           |
| H52104               | Cold storage  | 42,852         | -             | 24,177                 | 335,286                      | 2,967                   | 82,419           |
| H52109               | Storage and warehousing, n.e.c.   | -              | -             | 1,275                  | 301,902                      | 4,193                   | 42,115           |
| H52211               | Freight terminal facilities for trucking companies                        | -              | -             | -                      | 1,392                        | -                       | 25               |
| H52212               | Operation of parking lots   | -              | -             | -                      | 12,751                       | -                       | 82               |
| H52213               | Operation of toll roads and bridges                                       | -              | -             | 5,827                  | 115,804                      | 1,826                   | 4,314            |

TABLE 5 Number of Establishments and Cost by Type for Transportation and Storage Establishments  
for All Employment Sizes by Industry Sub-Class: Philippines, 2010 *(Concluded)*

(Value in thousand pesos. Details may not add up to total due to rounding and/or statistical disclosure control)

| 2009<br>PSIC<br>Code | Industry Description  | Cost        |                  |                              |                                    |                               |            |
|----------------------|---|-------------|------------------|------------------------------|------------------------------------|-------------------------------|------------|
|                      |   | Royalty Fee | Franchise<br>Fee | Bad<br>and Doubtful<br>Debts | Depreciation<br>of Fixed<br>Assets | Foreign<br>Exchange<br>Losses | Other Cost |
|                      |   | (13)        | (14)             | (15)                         | (16)                               | (17)                          | (18)       |
| H52219               | Other supporting land transport activities, n.e.c.                      | -           | 390              | -                            | 22,343                             | -                             | 50         |
| H52220               | Service activities incidental to water transportation                   | 39,791      | 2,906            | 59,361                       | 1,026,501                          | 19,892                        | 91,253     |
| H52230               | Service activities incidental to air transportation                     | -           | -                | -                            | 53,123                             | 6,409                         | 6,283      |
| H52241               | Containerized cargo handling, auxiliary activity to land transport      | -           | -                | 11,018                       | 842,129                            | -                             | 435,312    |
| H52242               | Non- containerized cargo handling, auxiliary activity to land transport | -           | -                | -                            | 62                                 | -                             | -          |
| H52243               | Cargo handling, auxiliary activity to water transport }                 | -           | -                | -                            | 185,877                            | 2,606                         | 152        |
| H52244               | Cargo handling, auxiliary activity to air transport }                   | -           | -                | -                            | -                                  | -                             | -          |
| H52291               | Freight forwarding services   | 2,746       | 554              | 52,070                       | 295,879                            | 71,627                        | 98,584     |
| H52292               | Customs brokerage (ship and aircraft)                                   | -           | -                | 10,593                       | 241,143                            | 4,422                         | 30,609     |
| H52293               | Logistics services  | 1,698       | -                | 47,712                       | 235,618                            | 25,179                        | 43,349     |
| H52299               | Activities of other transport agencies, n.e.c.                          | -           | -                | -                            | 9,549                              | -                             | -          |
| H53201               | Private postal service  | s           | s                | s                            | s                                  | s                             | s          |
| H53202               | Messenger service   | -           | -                | 19,167                       | 316,542                            | 29,622                        | 135,095    |

TABLE 5.1 Number of Establishments and Cost of Industrial Services Done by Others by Type for Transportation and Storage Establishments for All Employment Sizes by Industry Sub-Class: Philippines, 2010

(Value in thousand pesos. Details may not add up to total due to rounding and/or statistical disclosure control)

| 2009<br>PSIC<br>Code | Industry Description  | Number<br>of<br>Establishments | Industrial Services Done by Others |                                 |                              |           |
|----------------------|---|--------------------------------|------------------------------------|---------------------------------|------------------------------|-----------|
|                      |   |                                | Total                              | Contract<br>and Commission Work | Other Industrial<br>Services |           |
|                      |   | (1)                            | (2)                                | (3)                             | (4)                          |           |
|                      | <b>Philippines</b>  | <b>2,891</b>                   | <b>22,636,511</b>                  | <b>11,042,735</b>               | <b>11,593,776</b>            |           |
| H49111               | Inter-urban passenger railway transport                                   | }                              |                                    |                                 |                              |           |
| H49112               | Urban and suburban railway transport                                      | }                              | 3                                  | 235,000                         | 170,000                      | 65,000    |
| H49201               | Inter-urban bus line operation  |                                | 82                                 | 371,845                         | 121,924                      | 249,921   |
| H49202               | Urban and suburban bus line operation                                     |                                | 29                                 | 70,868                          | 7,246                        | 63,621    |
| H49203               | Local bus line operation  |                                | 104                                | 125,554                         | 87,228                       | 38,326    |
| H49204               | Chartered buses operation (e.g. tourist buses)                            |                                | 74                                 | 114,399                         | 31,393                       | 83,006    |
| H49205               | Operation of school buses/shuttle   | }                              | 14                                 | 12,600                          | 9,610                        | 2,991     |
| H49209               | Transport via buses, n.e.c.   | }                              |                                    |                                 |                              |           |
| H49310               | Urban or suburban passenger land transport, except<br>by railways and bus |                                | s                                  | s                               | s                            | s         |
| H49323               | Public utility cars and taxicabs operation                                |                                | 48                                 | 21,191                          | -                            | 21,191    |
| H49324               | Chartered cars operation (rent-a-car)                                     |                                | 3                                  | 539                             | -                            | 539       |
| H49331               | Truck-for-hire operation (with driver)                                    |                                | 18                                 | 3,221                           | 896                          | 2,326     |
| H49332               | Freight truck operation   |                                | 560                                | 517,540                         | 234,380                      | 283,160   |
| H49333               | Tank truck delivery services  |                                | 8                                  | -                               | -                            | -         |
| H49339               | Freight transport operation, by road, n.e.c.                              |                                | s                                  | s                               | s                            | s         |
| H49400               | Transport via pipeline  |                                | s                                  | s                               | s                            | s         |
| H50111               | Ocean passenger transport   |                                | s                                  | s                               | s                            | s         |
| H50112               | Interisland water passenger transport                                     |                                | 52                                 | 1,141,565                       | 321,072                      | 820,494   |
| H50113               | Renting of ship with operator   |                                | s                                  | s                               | s                            | s         |
| H50121               | Ocean freight transport   |                                | 23                                 | 100,677                         | 36,589                       | 64,088    |
| H50122               | Interisland water freight transport                                       |                                | 62                                 | 3,237,093                       | 30,188                       | 3,206,905 |
| H50123               | Towing and pushing services on coastal and trans-<br>oceanic waters       |                                | 7                                  | 30,621                          | 24,815                       | 5,807     |
| H50210               | Inland passenger water transport  |                                | 37                                 | 1,984                           | 210                          | 1,774     |
| H50220               | Inland freight water transport  |                                | 10                                 | 800                             | -                            | 800       |
| H51101               | Domestic air passenger transport  | }                              | 4                                  | 10,052,922                      | 6,986,007                    | 3,066,916 |
| H51102               | International air passenger transport                                     | }                              |                                    |                                 |                              |           |
| H51103               | Non-scheduled air passenger transport                                     |                                | 20                                 | 270,326                         | 3,034                        | 267,292   |
| H51203               | Non-scheduled air freight transport                                       |                                | s                                  | s                               | s                            | s         |
| H52101               | General bonded warehouses except grain warehouse                          |                                | 10                                 | 48,772                          | 33,203                       | 15,569    |
| H52102               | Grain warehouses  |                                | 4                                  | 185                             | -                            | 185       |
| H52103               | Customs bonded warehouses   |                                | 13                                 | 48,098                          | 47,112                       | 986       |
| H52104               | Cold storage  |                                | 100                                | 232,201                         | 47,018                       | 185,183   |
| H52109               | Storage and warehousing, n.e.c.   |                                | 53                                 | 110,443                         | 36,888                       | 73,554    |
| H52211               | Freight terminal facilities for trucking companies                        |                                | 3                                  | 9,431                           | -                            | 9,431     |
| H52212               | Operation of parking lots   |                                | 14                                 | 4,502                           | 1,374                        | 3,128     |
| H52213               | Operation of toll roads and bridges                                       |                                | 8                                  | 2,112,550                       | 160,335                      | 1,952,215 |
| H52219               | Other supporting land transport activities, n.e.c.                        |                                | 20                                 | 156,190                         | 143,496                      | 12,695    |

TABLE 5.1 Number of Establishments and Cost of Industrial Services Done by Others by Type for Transportation and Storage Establishments for All Employment Sizes by Industry Sub-Class: Philippines, 2010 *(Concluded)*

(Value in thousand pesos. Details may not add up to total due to rounding and/or statistical disclosure control)

| 2009<br>PSIC<br>Code | Industry Description  | Number<br>of<br>Establishments | Industrial Services Done by Others |                                 |                              |
|----------------------|---|--------------------------------|------------------------------------|---------------------------------|------------------------------|
|                      |   |                                | Total                              | Contract<br>and Commission Work | Other Industrial<br>Services |
|                      |   | (1)                            | (2)                                | (3)                             | (4)                          |
| H52220               | Service activities incidental to water transportation                   | 151                            | 1,088,855                          | 812,726                         | 276,129                      |
| H52230               | Service activities incidental to air transportation                     | 11                             | 138,453                            | 112,716                         | 25,737                       |
| H52241               | Containerized cargo handling, auxiliary activity to land transport      | 10                             | 394,437                            | 325,564                         | 68,873                       |
| H52242               | Non- containerized cargo handling, auxiliary activity to land transport | 6                              | 486                                | -                               | 486                          |
| H52243               | Cargo handling, auxiliary activity to water transport                   | 12                             | 84,076                             | 55,515                          | 28,561                       |
| H52244               | Cargo handling, auxiliary activity to air transport                     |                                |                                    |                                 |                              |
| H52291               | Freight forwarding services   | 617                            | 727,450                            | 428,147                         | 299,302                      |
| H52292               | Customs brokerage (ship and aircraft)                                   | 506                            | 143,136                            | 57,832                          | 85,304                       |
| H52293               | Logistics services  | 62                             | 395,001                            | 319,617                         | 75,384                       |
| H52299               | Activities of other transport agencies, n.e.c.                          | 13                             | 114                                | 60                              | 54                           |
| H53201               | Private postal service  | s                              | s                                  | s                               | s                            |
| H53202               | Messenger service   | 111                            | 135,228                            | 30,656                          | 104,572                      |

TABLE 5.2 Number of Establishments and Cost of Non-Industrial Services Done by Others by Type for Transportation and Storage Establishments for All Employment Sizes by Industry Sub-Class: Philippines, 2010

(Value in thousand pesos. Details may not add up to total due to rounding and/or statistical disclosure control)

| 2009<br>PSIC<br>Code | Industry Description  | Number<br>of<br>Establishments | Non-Industrial Services Done by Others |                             |  |                          |                                      |            |
|----------------------|---|--------------------------------|--|-----------------------------|--|--------------------------|--------------------------------------|------------|
|                      |   |                                | Total                                  | Rent<br>Expense<br>for Land | Rental Expense<br>for Building<br>and Structures | Other Rental<br>Expenses | Other Non-<br>Industrial<br>Services |            |
|                      |   | (1)                            | (2)                                    | (3)                         | (4)  | (5)                      | (6)                                  |            |
| Philippines          |   | 2,891                          | 55,485,948                             | 439,706                     | 3,952,898  | 3,730,319                | 47,363,025                           |            |
| H49111               | Inter-urban passenger railway transport                                   | }                              |  |                             |  |                          |                                      |            |
| H49112               | Urban and suburban railway transport                                      |                                | 3                                      | 808,885                     | -  | -                        | -                                    | 808,885    |
| H49201               | Inter-urban bus line operation  | 82                             | 661,415                                | 57,058                      | 60,882   | 6,360                    | 537,114                              |            |
| H49202               | Urban and suburban bus line operation                                     | 29                             | 44,951                                 | 3,781                       | 7,764  | -                        | 33,406                               |            |
| H49203               | Local bus line operation  | 104                            | 64,079                                 | 623                         | 17,440   | 12,725                   | 33,291                               |            |
| H49204               | Chartered buses operation (e.g. tourist buses)                            | 74                             | 205,056                                | 300                         | 58,933   | 7,184                    | 138,640                              |            |
| H49205               | Operation of school buses/shuttle   | }                              | 14                                     | 80,911                      | 1,488  | 2,001                    | 4,304                                | 73,118     |
| H49209               | Transport via buses, n.e.c.   |                                |  |                             |  |                          |                                      |            |
| H49310               | Urban or suburban passenger land transport, except<br>by railways and bus | s                              | s                                      | s                           | s  | s                        | s                                    |            |
| H49323               | Public utility cars and taxicabs operation                                | 48                             | 48,393                                 | 420                         | 2,040  | 818                      | 45,114                               |            |
| H49324               | Chartered cars operation (rent-a-car)                                     | 3                              | 125,296                                | -                           | 5,209  | -                        | 120,087                              |            |
| H49331               | Truck-for-hire operation (with driver)                                    | 18                             | 21,752                                 | 2,926                       | 6,371  | -                        | 12,455                               |            |
| H49332               | Freight truck operation   | 560                            | 1,025,429                              | 19,384                      | 64,690   | 31,592                   | 909,764                              |            |
| H49333               | Tank truck delivery services  | 8                              | 39,427                                 | -                           | 720  | -                        | 38,707                               |            |
| H49339               | Freight transport operation, by road, n.e.c.                              | s                              | s                                      | s                           | s  | s                        | s                                    |            |
| H49400               | Transport via pipeline  | s                              | s                                      | s                           | s  | s                        | s                                    |            |
| H50111               | Ocean passenger transport   | s                              | s                                      | s                           | s  | s                        | s                                    |            |
| H50112               | Interisland water passenger transport                                     | 52                             | 2,424,879                              | 382                         | 82,909   | 238,217                  | 2,103,371                            |            |
| H50113               | Renting of ship with operator   | s                              | s                                      | s                           | s  | s                        | s                                    |            |
| H50121               | Ocean freight transport   | 23                             | 684,223                                | -                           | 192,956  | -                        | 491,267                              |            |
| H50122               | Interisland water freight transport                                       | 62                             | 3,856,258                              | 38,478                      | 75,589   | 102,133                  | 3,640,058                            |            |
| H50123               | Towing and pushing services on coastal and trans-<br>oceanic waters       | 7                              | 34,202                                 | 7,039                       | 1,108  | 800                      | 25,255                               |            |
| H50210               | Inland passenger water transport  | 37                             | 115,724                                | 270                         | 17,228   | -                        | 98,227                               |            |
| H50220               | Inland freight water transport  | 10                             | 26,530                                 | -                           | 854  | -                        | 25,676                               |            |
| H51101               | Domestic air passenger transport  | }                              | 4                                      | 19,391,496                  | -  | 1,213,924                | 2,237,187                            | 15,940,385 |
| H51102               | International air passenger transport                                     |                                |  |                             |  |                          |                                      |            |
| H51103               | Non-scheduled air passenger transport                                     | 20                             | 461,882                                | 3,031                       | 14,254   | 267,938                  | 176,660                              |            |
| H51203               | Non-scheduled air freight transport                                       | s                              | s                                      | s                           | s  | s                        | s                                    |            |
| H52101               | General bonded warehouses except grain warehouse                          | 10                             | 228,630                                | -                           | 176,353  | 16,455                   | 35,821                               |            |
| H52102               | Grain warehouses  | 4                              | 1,139                                  | -                           | -  | -                        | 1,139                                |            |
| H52103               | Customs bonded warehouses   | 13                             | 171,631                                | 45,051                      | 9,608  | 14,146                   | 102,826                              |            |
| H52104               | Cold storage  | 100                            | 1,820,318                              | 3,507                       | 225,050  | 140,475                  | 1,451,286                            |            |
| H52109               | Storage and warehousing, n.e.c.   | 53                             | 793,670                                | 24,704                      | 122,351  | 516                      | 646,098                              |            |
| H52211               | Freight terminal facilities for trucking companies                        | 3                              | 15,017                                 | 4,680                       | 540  | -                        | 9,797                                |            |
| H52212               | Operation of parking lots   | 14                             | 212,582                                | -                           | 32,522   | 77,998                   | 102,062                              |            |

TABLE 5.2 Number of Establishments and Cost of Non-Industrial Services Done by Others by Type for Transportation and Storage Establishments  
for All Employment Sizes by Industry Sub-Class: Philippines, 2010 *(Concluded)*

(Value in thousand pesos. Details may not add up to total due to rounding and/or statistical disclosure control)

| 2009<br>PSIC<br>Code | Industry Description  | Number<br>of<br>Establishments | Non-Industrial Services Done by Others |                             |  |                          |                                      |
|----------------------|---|--------------------------------|--|-----------------------------|--|--------------------------|--------------------------------------|
|                      |   |                                | Total                                  | Rent<br>Expense<br>for Land | Rental Expense<br>for Building<br>and Structures | Other Rental<br>Expenses | Other Non-<br>Industrial<br>Services |
|                      |   | (1)                            | (2)                                    | (3)                         | (4)  | (5)                      | (6)                                  |
| H52213               | Operation of toll roads and bridges                                     | 8                              | 837,774                                | -                           | 1,040  | 70                       | 836,663                              |
| H52219               | Other supporting land transport activities, n.e.c.                      | 20                             | 83,075                                 | 390                         | -  | 3,893                    | 78,791                               |
| H52220               | Service activities incidental to water transportation                   | 151                            | 1,821,231                              | 77,677                      | 72,482   | 251,404                  | 1,419,668                            |
| H52230               | Service activities incidental to air transportation                     | 11                             | 218,966                                | -                           | 36,052   | 4,007                    | 178,907                              |
| H52241               | Containerized cargo handling, auxiliary activity to land transport      | 10                             | 861,383                                | 1,627                       | 20,180   | 36,450                   | 803,127                              |
| H52242               | Non- containerized cargo handling, auxiliary activity to land transport | 6                              | 3,879                                  | -                           | 1,845  | -                        | 2,034                                |
| H52243               | Cargo handling, auxiliary activity to water transport                   | 12                             | 101,073                                | 52                          | 9,444  | 3,012                    | 88,564                               |
| H52244               | Cargo handling, auxiliary activity to air transport                     |                                |  |                             |  |                          |                                      |
| H52291               | Freight forwarding services   | 617                            | 6,112,453                              | 43,937                      | 414,727  | 106,569                  | 5,547,219                            |
| H52292               | Customs brokerage (ship and aircraft)                                   | 506                            | 1,646,637                              | 53,006                      | 216,893  | 49,582                   | 1,327,156                            |
| H52293               | Logistics services  | 62                             | 4,496,612                              | 11,099                      | 182,353  | 52,734                   | 4,250,426                            |
| H52299               | Activities of other transport agencies, n.e.c.                          | 13                             | 23,720                                 | -                           | 2,670  | -                        | 21,050                               |
| H53201               | Private postal service  | s                              | s                                      | s                           | s  | s                        | s                                    |
| H53202               | Messenger service   | 111                            | 5,114,503                              | 37,912                      | 591,386  | 52,574                   | 4,432,631                            |

TABLE 6 Number of Establishments and Capital Expenditures by Type of Tangible Fixed Assets for Transportation and Storage Establishments for All Employment Sizes by Industry Sub-Class: Philippines, 2010

(Value in thousand pesos. Details may not add up to total due to rounding and/or statistical disclosure control)

| 2009<br>PSIC<br>Code | Industry Description  | Number<br>of<br>Establishments | Capital Expenditures for Tangible Fixed Assets |           |  |                        |           |
|----------------------|---|--------------------------------|--|-----------|--|------------------------|-----------|
|                      |   |                                | Total  | Land      | Buildings,<br>Other Structures<br>and Land<br>Improvements | Transport<br>Equipment |           |
|                      |   | (1)                            | (2)  | (3)       | (4)  | (5)                    |           |
| Philippines          |   | 2,891                          | 20,509,944                                     | 201,848   | 1,455,310  | 8,231,395              |           |
| H49111               | Inter-urban passenger railway transport                                   | }                              |  |           |  |                        |           |
| H49112               | Urban and suburban railway transport                                      |                                | 3  | 260,032   | -  | 45,000                 | 1,500     |
| H49201               | Inter-urban bus line operation  |                                | 82   | 720,341   | 39,805   | 5,093                  | 663,968   |
| H49202               | Urban and suburban bus line operation                                     |                                | 29   | 48,326    | -  | 287                    | 47,218    |
| H49203               | Local bus line operation  |                                | 104  | 137,388   | 7,012  | 497                    | 129,879   |
| H49204               | Chartered buses operation (e.g. tourist buses)                            |                                | 74   | 180,171   | -  | 3,248                  | 165,850   |
| H49205               | Operation of school buses/shuttle   | }                              | 14   | 19,594    | -  | 660                    | 17,352    |
| H49209               | Transport via buses, n.e.c.   |                                |  |           |  |                        |           |
| H49310               | Urban or suburban passenger land transport, except<br>by railways and bus |                                | s  | s         | s  | s                      | s         |
| H49323               | Public utility cars and taxicabs operation                                |                                | 48   | 30,056    | -  | -                      | 29,201    |
| H49324               | Chartered cars operation (rent-a-car)                                     |                                | 3  | 45,887    | -  | -                      | 45,688    |
| H49331               | Truck-for-hire operation (with driver)                                    |                                | 18   | -         | -  | -                      | -         |
| H49332               | Freight truck operation   |                                | 560  | 566,455   | 12,468   | 38,827                 | 504,896   |
| H49333               | Tank truck delivery services  |                                | 8  | -         | -  | -                      | -         |
| H49339               | Freight transport operation, by road, n.e.c.                              |                                | s  | s         | s  | s                      | s         |
| H49400               | Transport via pipeline  |                                | s  | s         | s  | s                      | s         |
| H50111               | Ocean passenger transport   |                                | s  | s         | s  | s                      | s         |
| H50112               | Interisland water passenger transport                                     |                                | 52   | 4,076,548 | 50,471   | 29,877                 | 3,696,413 |
| H50113               | Renting of ship with operator   |                                | s  | s         | s  | s                      | s         |
| H50121               | Ocean freight transport   |                                | 23   | 13,773    | -  | 242                    | 12,285    |
| H50122               | Interisland water freight transport                                       |                                | 62   | 879,966   | 17,450   | 34,237                 | 739,099   |
| H50123               | Towing and pushing services on coastal and trans-<br>oceanic waters       |                                | 7  | 9,223     | -  | 9,223                  | -         |
| H50210               | Inland passenger water transport  |                                | 37   | 3,704     | -  | 150                    | 3,424     |
| H50220               | Inland freight water transport  |                                | 10   | -         | -  | -                      | -         |
| H51101               | Domestic air passenger transport  | }                              | 4  | 8,396,823 | -  | 13,317                 | 262,971   |
| H51102               | International air passenger transport                                     |                                |  |           |  |                        |           |
| H51103               | Non-scheduled air passenger transport                                     |                                | 20   | 708,282   | -  | 1,220                  | 703,155   |
| H51203               | Non-scheduled air freight transport                                       |                                | s  | s         | s  | s                      | s         |
| H52101               | General bonded warehouses except grain warehouse                          |                                | 10   | 4,057     | -  | -                      | 2,825     |
| H52102               | Grain warehouses  |                                | 4  | -         | -  | -                      | -         |
| H52103               | Customs bonded warehouses   |                                | 13   | 26,124    | -  | 8,241                  | 58        |
| H52104               | Cold storage  |                                | 100  | 269,003   | -  | 60,120                 | 7,798     |
| H52109               | Storage and warehousing, n.e.c.   |                                | 53   | 729,715   | 11,978   | 560,254                | 8,813     |
| H52211               | Freight terminal facilities for trucking companies                        |                                | 3  | 5,335     | -  | 4,659                  | 47        |
| H52212               | Operation of parking lots   |                                | 14   | 15,024    | 1,703  | 3,100                  | 3,440     |

TABLE 6 Number of Establishments and Capital Expenditures by Type of Tangible Fixed Assets for Transportation and Storage Establishments  
for All Employment Sizes by Industry Sub-Class: Philippines, 2010 *(Continued)*

(Value in thousand pesos. Details may not add up to total due to rounding and/or statistical disclosure control)

| 2009<br>PSIC<br>Code | Industry Description  | Number<br>of<br>Establishments | Capital Expenditures for Tangible Fixed Assets |        |  |                        |
|----------------------|---|--------------------------------|--|--------|--|------------------------|
|                      |   |                                | Total  | Land   | Buildings,<br>Other Structures<br>and Land<br>Improvements | Transport<br>Equipment |
|                      |   | (1)                            | (2)  | (3)    | (4)  | (5)                    |
| H52213               | Operation of toll roads and bridges                                     | 8                              | 91,252   | -      | 6,056  | 37,329                 |
| H52219               | Other supporting land transport activities, n.e.c.                      | 20                             | -  | -      | -  | -                      |
| H52220               | Service activities incidental to water transportation                   | 151                            | 719,185  | -      | 33,217   | 239,112                |
| H52230               | Service activities incidental to air transportation                     | 11                             | 312,947  | -      | 39,536   | 16,075                 |
| H52241               | Containerized cargo handling, auxiliary activity to land transport      | 10                             | 253,875  | -      | 167,045  | 49,409                 |
| H52242               | Non- containerized cargo handling, auxiliary activity to land transport | 6                              | 14   | -      | -  | -                      |
| H52243               | Cargo handling, auxiliary activity to water transport                   | 12                             | 49,394   | -      | 698  | 8,845                  |
| H52244               | Cargo handling, auxiliary activity to air transport                     |                                |  |        |  |                        |
| H52291               | Freight forwarding services   | 617                            | 605,827  | 15,285 | 109,300  | 249,573                |
| H52292               | Customs brokerage (ship and aircraft)                                   | 506                            | 185,782  | -      | 9,413  | 148,762                |
| H52293               | Logistics services  | 62                             | 308,793  | 45,675 | 113,314  | 55,001                 |
| H52299               | Activities of other transport agencies, n.e.c.                          | 13                             | 450  | -      | 108  | -                      |
| H53201               | Private postal service  | s                              | s  | s      | s  | s                      |
| H53202               | Messenger service   | 111                            | 445,521  | -      | 155,492  | 84,408                 |

TABLE 6 Number of Establishments and Capital Expenditures by Type of Tangible Fixed Assets for Transportation and Storage Establishments  
for All Employment Sizes by Industry Sub-Class: Philippines, 2010 *(Continued)*

(Value in thousand pesos. Details may not add up to total due to rounding and/or statistical disclosure control)

| 2009<br>PSIC<br>Code | Industry Description  | Capital Expenditures for Tangible Fixed Assets |                                  |           |                                |
|----------------------|---|--|----------------------------------|-----------|--------------------------------|
|                      |   | ICT Machinery<br>and Equipment                 | Other Machinery<br>and Equipment | Valuables | Other Tangible<br>Fixed Assets |
|                      |   | (6)  | (7)                              | (8)       | (9)                            |
|                      | <b>Philippines</b>  | <b>714,335</b>                                 | <b>9,907,056</b>                 | <b>-</b>  | <b>-</b>                       |
| H49111               | Inter-urban passenger railway transport }                                 |  |                                  |           |                                |
| H49112               | Urban and suburban railway transport }                                    | 7,138  | 206,394                          | -         | -                              |
| H49201               | Inter-urban bus line operation  | 7,650  | 3,824                            | -         | -                              |
| H49202               | Urban and suburban bus line operation                                     | 6  | 815                              | -         | -                              |
| H49203               | Local bus line operation  | -  | -                                | -         | -                              |
| H49204               | Chartered buses operation (e.g. tourist buses)                            | 5,972  | 5,100                            | -         | -                              |
| H49205               | Operation of school buses/shuttle }                                       | 704  | 878                              | -         | -                              |
| H49209               | Transport via buses, n.e.c. }   |  |                                  |           |                                |
| H49310               | Urban or suburban passenger land transport, except<br>by railways and bus | S  | S                                | S         | S                              |
| H49323               | Public utility cars and taxicabs operation                                | 142  | 713                              | -         | -                              |
| H49324               | Chartered cars operation (rent-a-car)                                     | 178  | 21                               | -         | -                              |
| H49331               | Truck-for-hire operation (with driver)                                    | -  | -                                | -         | -                              |
| H49332               | Freight truck operation   | 2,966  | 7,298                            | -         | -                              |
| H49333               | Tank truck delivery services  | -  | -                                | -         | -                              |
| H49339               | Freight transport operation, by road, n.e.c.                              | S  | S                                | S         | S                              |
| H49400               | Transport via pipeline  | S  | S                                | S         | S                              |
| H50111               | Ocean passenger transport   | S  | S                                | S         | S                              |
| H50112               | Interisland water passenger transport                                     | 90,918   | 208,869                          | -         | -                              |
| H50113               | Renting of ship with operator   | S  | S                                | S         | S                              |
| H50121               | Ocean freight transport   | 1,247  | -                                | -         | -                              |
| H50122               | Interisland water freight transport                                       | 24,355   | 64,825                           | -         | -                              |
| H50123               | Towing and pushing services on coastal and trans-<br>oceanic waters       | -  | -                                | -         | -                              |
| H50210               | Inland passenger water transport  | -  | 130                              | -         | -                              |
| H50220               | Inland freight water transport  | -  | -                                | -         | -                              |
| H51101               | Domestic air passenger transport }  | 20,104   | 8,100,430                        | -         | -                              |
| H51102               | International air passenger transport }                                   |  |                                  |           |                                |
| H51103               | Non-scheduled air passenger transport                                     | 468  | 3,439                            | -         | -                              |
| H51203               | Non-scheduled air freight transport                                       | S  | S                                | S         | S                              |
| H52101               | General bonded warehouses except grain warehouse                          | 991  | 241                              | -         | -                              |
| H52102               | Grain warehouses  | -  | -                                | -         | -                              |
| H52103               | Customs bonded warehouses   | 193  | 17,633                           | -         | -                              |
| H52104               | Cold storage  | 34,983   | 166,102                          | -         | -                              |
| H52109               | Storage and warehousing, n.e.c.   | 2,311  | 146,359                          | -         | -                              |
| H52211               | Freight terminal facilities for trucking companies                        | 139  | 491                              | -         | -                              |
| H52212               | Operation of parking lots   | 1,110  | 5,671                            | -         | -                              |
| H52213               | Operation of toll roads and bridges                                       | 24,013   | 23,854                           | -         | -                              |

TABLE 6 Number of Establishments and Capital Expenditures by Type of Tangible Fixed Assets for Transportation and Storage Establishments  
for All Employment Sizes by Industry Sub-Class: Philippines, 2010 *(Concluded)*

(Value in thousand pesos. Details may not add up to total due to rounding and/or statistical disclosure control)

| 2009<br>PSIC<br>Code | Industry Description   | Capital Expenditures for Tangible Fixed Assets |                                  |           |                                |
|----------------------|--|--|----------------------------------|-----------|--------------------------------|
|                      |  | ICT Machinery<br>and Equipment                 | Other Machinery<br>and Equipment | Valuables | Other Tangible<br>Fixed Assets |
|                      |  | (6)  | (7)                              | (8)       | (9)                            |
| H52219               | Other supporting land transport activities, n.e.c.                         | -  | -                                | -         | -                              |
| H52220               | Service activities incidental to water transportation                      | 43,523   | 403,333                          | -         | -                              |
| H52230               | Service activities incidental to air transportation                        | 18,315   | 239,021                          | -         | -                              |
| H52241               | Containerized cargo handling, auxiliary activity to land<br>transport      | 26,508   | 10,913                           | -         | -                              |
| H52242               | Non- containerized cargo handling, auxiliary activity<br>to land transport | -  | 14                               | -         | -                              |
| H52243               | Cargo handling, auxiliary activity to water transport }                    | 18,035   | 21,817                           | -         | -                              |
| H52244               | Cargo handling, auxiliary activity to air transport }                      |  |                                  |           |                                |
| H52291               | Freight forwarding services  | 173,675  | 57,993                           | -         | -                              |
| H52292               | Customs brokerage (ship and aircraft)                                      | 9,678  | 17,929                           | -         | -                              |
| H52293               | Logistics services   | 64,771   | 30,032                           | -         | -                              |
| H52299               | Activities of other transport agencies, n.e.c.                             | -  | 342                              | -         | -                              |
| H53201               | Private postal service   | s  | s                                | s         | s                              |
| H53202               | Messenger service  | 132,882  | 72,739                           | -         | -                              |

TABLE 6.1 Number of Establishments and Capital Expenditures for Directly Imported Tangible Fixed Assets for Transportation and Storage Establishments for All Employment Sizes by Industry Sub-Class: Philippines, 2010

(Value in thousand pesos. Details may not add up to total due to rounding and/or statistical disclosure control)

| 2009<br>PSIC<br>Code | Industry Description  | Number<br>of<br>Establishments | Directly Imported Tangible Fixed Assets |                        |                                      |  |           |                                      |
|----------------------|---|--------------------------------|---|------------------------|--------------------------------------|--|-----------|--------------------------------------|
|                      |   |                                | Total                                   | Transport<br>Equipment | ICT<br>Machinery<br>and<br>Equipment | Other<br>Machinery<br>and<br>Equipment | Valuables | Other<br>Tangible<br>Fixed<br>Assets |
|                      |   | (1)                            | (2)                                     | (3)                    | (4)                                  | (5)                                    | (6)       | (7)                                  |
|                      | Philippines   | 2,891                          | 66,321                                  | 66,321                 | -                                    | -                                      | -         | -                                    |
| H49111               | Inter-urban passenger railway transport                                   | }                              |   |                        |                                      |  |           |                                      |
| H49112               | Urban and suburban railway transport                                      | }                              | 3                                       | -                      | -                                    | -                                      | -         | -                                    |
| H49201               | Inter-urban bus line operation  |                                | 82                                      | -                      | -                                    | -                                      | -         | -                                    |
| H49202               | Urban and suburban bus line operation                                     |                                | 29                                      | -                      | -                                    | -                                      | -         | -                                    |
| H49203               | Local bus line operation  |                                | 104                                     | 15,451                 | 15,451                               | -                                      | -         | -                                    |
| H49204               | Chartered buses operation (e.g. tourist buses)                            |                                | 74                                      | -                      | -                                    | -                                      | -         | -                                    |
| H49205               | Operation of school buses/shuttle   | }                              | 14                                      | -                      | -                                    | -                                      | -         | -                                    |
| H49209               | Transport via buses, n.e.c.   | }                              |   |                        |                                      |  |           |                                      |
| H49310               | Urban or suburban passenger land transport, except<br>by railways and bus |                                | S                                       | S                      | S                                    | S                                      | S         | S                                    |
| H49323               | Public utility cars and taxicabs operation                                |                                | 48                                      | -                      | -                                    | -                                      | -         | -                                    |
| H49324               | Chartered cars operation (rent-a-car)                                     |                                | 3                                       | -                      | -                                    | -                                      | -         | -                                    |
| H49331               | Truck-for-hire operation (with driver)                                    |                                | 18                                      | -                      | -                                    | -                                      | -         | -                                    |
| H49332               | Freight truck operation   |                                | 560                                     | -                      | -                                    | -                                      | -         | -                                    |
| H49333               | Tank truck delivery services  |                                | 8                                       | -                      | -                                    | -                                      | -         | -                                    |
| H49339               | Freight transport operation, by road, n.e.c.                              |                                | S                                       | S                      | S                                    | S                                      | S         | S                                    |
| H49400               | Transport via pipeline  |                                | S                                       | S                      | S                                    | S                                      | S         | S                                    |
| H50111               | Ocean passenger transport   |                                | S                                       | S                      | S                                    | S                                      | S         | S                                    |
| H50112               | Interisland water passenger transport                                     |                                | 52                                      | 45,953                 | 45,953                               | -                                      | -         | -                                    |
| H50113               | Renting of ship with operator   |                                | S                                       | S                      | S                                    | S                                      | S         | S                                    |
| H50121               | Ocean freight transport   |                                | 23                                      | -                      | -                                    | -                                      | -         | -                                    |
| H50122               | Interisland water freight transport                                       |                                | 62                                      | -                      | -                                    | -                                      | -         | -                                    |
| H50123               | Towing and pushing services on coastal and trans-<br>oceanic waters       |                                | 7                                       | -                      | -                                    | -                                      | -         | -                                    |
| H50210               | Inland passenger water transport  |                                | 37                                      | -                      | -                                    | -                                      | -         | -                                    |
| H50220               | Inland freight water transport  |                                | 10                                      | -                      | -                                    | -                                      | -         | -                                    |
| H51101               | Domestic air passenger transport  | }                              | 4                                       | -                      | -                                    | -                                      | -         | -                                    |
| H51102               | International air passenger transport                                     | }                              |   |                        |                                      |  |           |                                      |
| H51103               | Non-scheduled air passenger transport                                     |                                | 20                                      | -                      | -                                    | -                                      | -         | -                                    |
| H51203               | Non-scheduled air freight transport                                       |                                | S                                       | S                      | S                                    | S                                      | S         | S                                    |
| H52101               | General bonded warehouses except grain warehouse                          |                                | 10                                      | -                      | -                                    | -                                      | -         | -                                    |
| H52102               | Grain warehouses  |                                | 4                                       | -                      | -                                    | -                                      | -         | -                                    |
| H52103               | Customs bonded warehouses   |                                | 13                                      | -                      | -                                    | -                                      | -         | -                                    |
| H52104               | Cold storage  |                                | 100                                     | -                      | -                                    | -                                      | -         | -                                    |
| H52109               | Storage and warehousing, n.e.c.   |                                | 53                                      | -                      | -                                    | -                                      | -         | -                                    |
| H52211               | Freight terminal facilities for trucking companies                        |                                | 3                                       | -                      | -                                    | -                                      | -         | -                                    |

TABLE 6.1 Number of Establishments and Capital Expenditures for Directly Imported Tangible Fixed Assets for Transportation and Storage Establishments  
for All Employment Sizes by Industry Sub-Class: Philippines, 2010 *(Concluded)*

(Value in thousand pesos. Details may not add up to total due to rounding and/or statistical disclosure control)

| 2009<br>PSIC<br>Code | Industry Description  | Number<br>of<br>Establishments | Directly Imported Tangible Fixed Assets |                        |                                      |  |           |                                      |
|----------------------|---|--------------------------------|---|------------------------|--------------------------------------|--|-----------|--------------------------------------|
|                      |   |                                | Total                                   | Transport<br>Equipment | ICT<br>Machinery<br>and<br>Equipment | Other<br>Machinery<br>and<br>Equipment | Valuables | Other<br>Tangible<br>Fixed<br>Assets |
|                      |   | (1)                            | (2)                                     | (3)                    | (4)                                  | (5)                                    | (6)       | (7)                                  |
| H52212               | Operation of parking lots   | 14                             | -                                       | -                      | -                                    | -                                      | -         | -                                    |
| H52213               | Operation of toll roads and bridges                                     | 8                              | -                                       | -                      | -                                    | -                                      | -         | -                                    |
| H52219               | Other supporting land transport activities, n.e.c.                      | 20                             | -                                       | -                      | -                                    | -                                      | -         | -                                    |
| H52220               | Service activities incidental to water transportation                   | 151                            | -                                       | -                      | -                                    | -                                      | -         | -                                    |
| H52230               | Service activities incidental to air transportation                     | 11                             | 4,917                                   | 4,917                  | -                                    | -                                      | -         | -                                    |
| H52241               | Containerized cargo handling, auxiliary activity to land transport      | 10                             | -                                       | -                      | -                                    | -                                      | -         | -                                    |
| H52242               | Non- containerized cargo handling, auxiliary activity to land transport | 6                              | -                                       | -                      | -                                    | -                                      | -         | -                                    |
| H52243               | Cargo handling, auxiliary activity to water transport                   | 12                             | -                                       | -                      | -                                    | -                                      | -         | -                                    |
| H52244               | Cargo handling, auxiliary activity to air transport                     |                                |   |                        |                                      |  |           |                                      |
| H52291               | Freight forwarding services   | 617                            | -                                       | -                      | -                                    | -                                      | -         | -                                    |
| H52292               | Customs brokerage (ship and aircraft)                                   | 506                            | -                                       | -                      | -                                    | -                                      | -         | -                                    |
| H52293               | Logistics services  | 62                             | -                                       | -                      | -                                    | -                                      | -         | -                                    |
| H52299               | Activities of other transport agencies, n.e.c.                          | 13                             | -                                       | -                      | -                                    | -                                      | -         | -                                    |
| H53201               | Private postal service  | s                              | s                                       | s                      | s                                    | s                                      | s         | s                                    |
| H53202               | Messenger service   | 111                            | -                                       | -                      | -                                    | -                                      | -         | -                                    |

TABLE 6.2 Number of Establishments and Capital Expenditures for Tangible Fixed Assets by Mode of Acquisition for Transportation and Storage Establishments for All Employment Sizes by Industry Sub-Class: Philippines, 2010

(Value in thousand pesos. Details may not add up to total due to rounding and/or statistical disclosure control)

| 2009<br>PSIC<br>Code | Industry Description  | Number<br>of<br>Establishments | Capital Expenditures for Tangible Fixed Assets by Mode of Acquisition |                     |  |                  |                               |   |
|----------------------|---|--------------------------------|---|---------------------|--|------------------|-------------------------------|---|
|                      |   |                                | Total   | New Fixed<br>Assets | Major Alterations<br>and<br>Improvements | Land<br>and Used | Produced<br>on Own<br>Account |   |
|                      |   | (1)                            | (2)   | (3)                 | (4)                                      | (5)              | (6)                           |   |
| Philippines          |   | 2,891                          | 20,509,944  | 18,136,062          | 1,522,978                                | 393,207          | 457,697                       |   |
| H49111               | Inter-urban passenger railway transport                                   | }                              |   |                     |  |                  |                               |   |
| H49112               | Urban and suburban railway transport                                      |                                | 3   | 260,032             | 260,032                                  | -                | -                             | - |
| H49201               | Inter-urban bus line operation  | 82                             | 720,341   | 678,059             | 2,477                                    | 39,805           | -                             |   |
| H49202               | Urban and suburban bus line operation                                     | 29                             | 48,326  | 43,532              | 836                                      | 3,958            | -                             |   |
| H49203               | Local bus line operation  | 104                            | 137,388   | 127,679             | 497                                      | 2,200            | 7,012                         |   |
| H49204               | Chartered buses operation (e.g. tourist buses)                            | 74                             | 180,171   | 180,171             | -  | -                | -                             |   |
| H49205               | Operation of school buses/shuttle   | }                              | 14  | 19,594              | 19,544                                   | 50               | -                             | - |
| H49209               | Transport via buses, n.e.c.   |                                |   |                     |  |                  |                               |   |
| H49310               | Urban or suburban passenger land transport, except<br>by railways and bus |                                | s   | s                   | s  | s                | s                             | s |
| H49323               | Public utility cars and taxicabs operation                                | 48                             | 30,056  | 30,056              | -  | -                | -                             |   |
| H49324               | Chartered cars operation (rent-a-car)                                     | 3                              | 45,887  | 45,887              | -  | -                | -                             |   |
| H49331               | Truck-for-hire operation (with driver)                                    | 18                             | -   | -                   | -  | -                | -                             |   |
| H49332               | Freight truck operation   | 560                            | 566,455   | 480,924             | 43,639                                   | 33,513           | 8,380                         |   |
| H49333               | Tank truck delivery services  | 8                              | -   | -                   | -  | -                | -                             |   |
| H49339               | Freight transport operation, by road, n.e.c.                              | s                              | s   | s                   | s  | s                | s                             |   |
| H49400               | Transport via pipeline  | s                              | s   | s                   | s  | s                | s                             |   |
| H50111               | Ocean passenger transport   | s                              | s   | s                   | s  | s                | s                             |   |
| H50112               | Interisland water passenger transport                                     | 52                             | 4,076,548   | 4,001,943           | 23,777                                   | 49,173           | 1,655                         |   |
| H50113               | Renting of ship with operator   | s                              | s   | s                   | s  | s                | s                             |   |
| H50121               | Ocean freight transport   | 23                             | 13,773  | 13,382              | 242                                      | 150              |                               |   |
| H50122               | Interisland water freight transport                                       | 62                             | 879,966   | 804,909             | 75,056                                   | -                | -                             |   |
| H50123               | Towing and pushing services on coastal and trans-<br>oceanic waters       | 7                              | 9,223   | -                   | 9,223                                    | -                | -                             |   |
| H50210               | Inland passenger water transport  | 37                             | 3,704   | 3,554               | 150                                      | -                | -                             |   |
| H50220               | Inland freight water transport  | 10                             | -   | -                   | -  | -                | -                             |   |
| H51101               | Domestic air passenger transport  | }                              | 4   | 8,396,823           | 8,121,498                                | 275,325          | -                             | - |
| H51102               | International air passenger transport                                     |                                |   |                     |  |                  |                               |   |
| H51103               | Non-scheduled air passenger transport                                     | 20                             | 708,282   | 708,282             | -  | -                | -                             |   |
| H51203               | Non-scheduled air freight transport                                       | s                              | s   | s                   | s  | s                | s                             |   |
| H52101               | General bonded warehouses except grain warehouse                          | 10                             | 4,057   | 4,057               | -  | -                | -                             |   |
| H52102               | Grain warehouses  | 4                              | -   | -                   | -  | -                | -                             |   |
| H52103               | Customs bonded warehouses   | 13                             | 26,124  | 26,062              | 62                                       | -                | -                             |   |
| H52104               | Cold storage  | 100                            | 269,003   | 230,589             | 38,414                                   | -                | -                             |   |
| H52109               | Storage and warehousing, n.e.c.   | 53                             | 729,715   | 38,876              | 577,931                                  | 112,908          | -                             |   |
| H52211               | Freight terminal facilities for trucking companies                        | 3                              | 5,335   | 676                 | 4,659                                    | -                |                               |   |

TABLE 6.2 Number of Establishments and Capital Expenditures for Tangible Fixed Assets by Mode of Acquisition for Transportation and Storage Establishments for All Employment Sizes by Industry Sub-Class: Philippines, 2010 *(Concluded)*

(Value in thousand pesos. Details may not add up to total due to rounding and/or statistical disclosure control)

| 2009<br>PSIC<br>Code | Industry Description  | Number<br>of<br>Establishments | Capital Expenditures for Tangible Fixed Assets by Mode of Acquisition |                     |  |                  |                               |
|----------------------|---|--------------------------------|---|---------------------|--|------------------|-------------------------------|
|                      |   |                                | Total   | New Fixed<br>Assets | Major Alterations<br>and<br>Improvements | Land<br>and Used | Produced<br>on Own<br>Account |
|                      |   | (1)                            | (2)   | (3)                 | (4)                                      | (5)              | (6)                           |
| H52212               | Operation of parking lots   | 14                             | 15,024  | 10,221              | 3,100                                    | 1,703            | -                             |
| H52213               | Operation of toll roads and bridges                                     | 8                              | 91,252  | 91,252              | -  | -                | -                             |
| H52219               | Other supporting land transport activities, n.e.c.                      | 20                             | -   | -                   | -  | -                | -                             |
| H52220               | Service activities incidental to water transportation                   | 151                            | 719,185   | 621,498             | 97,687                                   | -                | -                             |
| H52230               | Service activities incidental to air transportation                     | 11                             | 312,947   | 27,803              | 53,043                                   | -                | 232,101                       |
| H52241               | Containerized cargo handling, auxiliary activity to land transport      | 10                             | 253,875   | 247,150             | 6,724                                    | -                | -                             |
| H52242               | Non- containerized cargo handling, auxiliary activity to land transport | 6                              | 14  | 14                  | -  | -                | -                             |
| H52243               | Cargo handling, auxiliary activity to water transport }                 | 12                             | 49,394  | 48,046              | 1,348                                    | -                | -                             |
| H52244               | Cargo handling, auxiliary activity to air transport }                   |                                |   |                     |  |                  |                               |
| H52291               | Freight forwarding services   | 617                            | 605,827   | 288,415             | 107,146                                  | 26,121           | 184,144                       |
| H52292               | Customs brokerage (ship and aircraft)                                   | 506                            | 185,782   | 87,547              | 13,803                                   | 78,001           | 6,431                         |
| H52293               | Logistics services  | 62                             | 308,793   | 145,308             | 100,179                                  | 45,675           | 17,631                        |
| H52299               | Activities of other transport agencies, n.e.c.                          | 13                             | 450   | 108                 | -  | -                | 342                           |
| H53201               | Private postal service  | s                              | s   | s                   | s  | s                | s                             |
| H53202               | Messenger service   | 111                            | 445,521   | 360,790             | 84,731                                   | -                | -                             |

TABLE 6.3 Number of Establishments and Capital Expenditures for Intangible Assets by Type for Transportation and Storage Establishments for All Employment Sizes by Industry Sub-Class: Philippines, 2010

(Value in thousand pesos. Details may not add up to total due to rounding and/or statistical disclosure control)

| 2009<br>PSIC<br>Code | Industry Description  | Number<br>of<br>Establishments | Capital Expenditures for Intangible Assets |                                    |  |   |                               |   |
|----------------------|---|--------------------------------|--|------------------------------------|--|---|-------------------------------|---|
|                      |   |                                | Total                                      | Intangible Non-<br>Produced Assets | Computer<br>Software<br>and<br>Databases | Entertainment,<br>Literary<br>and Artistic<br>Originals | Other<br>Intangible<br>Assets |   |
|                      |   | (1)                            | (2)  | (3)                                | (4)                                      | (5)   | (6)                           |   |
|                      | Philippines   | 2,891                          | 5,575,548                                  | 5,506,421                          | 69,127                                   | -   | -                             |   |
| H49111               | Inter-urban passenger railway transport                                   | }                              |  |                                    |  |   |                               |   |
| H49112               | Urban and suburban railway transport                                      | }                              | 3  | 4,000                              | -  | 4,000   | -                             | - |
| H49201               | Inter-urban bus line operation  |                                | 82   | 9,266                              | 5,250                                    | 4,017   | -                             | - |
| H49202               | Urban and suburban bus line operation                                     |                                | 29   | -                                  | -  | -   | -                             | - |
| H49203               | Local bus line operation  |                                | 104  | 4,498                              | 4,498                                    | -   | -                             | - |
| H49204               | Chartered buses operation (e.g. tourist buses)                            |                                | 74   | 3,853                              | -  | 3,853   | -                             | - |
| H49205               | Operation of school buses/shuttle   | }                              | 14   | -                                  | -  | -   | -                             | - |
| H49209               | Transport via buses, n.e.c.   | }                              |  |                                    |  |   |                               |   |
| H49310               | Urban or suburban passenger land transport, except<br>by railways and bus |                                | S  | S                                  | S  | S   | S                             | S |
| H49323               | Public utility cars and taxicabs operation                                |                                | 48   | -                                  | -  | -   | -                             | - |
| H49324               | Chartered cars operation (rent-a-car)                                     |                                | 3  | -                                  | -  | -   | -                             | - |
| H49331               | Truck-for-hire operation (with driver)                                    |                                | 18   | -                                  | -  | -   | -                             | - |
| H49332               | Freight truck operation   |                                | 560  | -                                  | -  | -   | -                             | - |
| H49333               | Tank truck delivery services  |                                | 8  | -                                  | -  | -   | -                             | - |
| H49339               | Freight transport operation, by road, n.e.c.                              |                                | S  | S                                  | S  | S   | S                             | S |
| H49400               | Transport via pipeline  |                                | S  | S                                  | S  | S   | S                             | S |
| H50111               | Ocean passenger transport   |                                | S  | S                                  | S  | S   | S                             | S |
| H50112               | Interisland water passenger transport                                     |                                | 52   | 1,401                              | -  | 1,401   | -                             | - |
| H50113               | Renting of ship with operator   |                                | S  | S                                  | S  | S   | S                             | S |
| H50121               | Ocean freight transport   |                                | 23   | 1,975                              | -  | 1,975   | -                             | - |
| H50122               | Interisland water freight transport                                       |                                | 62   | 17                                 | 17                                       | -   | -                             | - |
| H50123               | Towing and pushing services on coastal and trans-<br>oceanic waters       |                                | 7  | -                                  | -  | -   | -                             | - |
| H50210               | Inland passenger water transport  |                                | 37   | -                                  | -  | -   | -                             | - |
| H50220               | Inland freight water transport  |                                | 10   | -                                  | -  | -   | -                             | - |
| H51101               | Domestic air passenger transport  | }                              | 4  | -                                  | -  | -   | -                             | - |
| H51102               | International air passenger transport                                     | }                              |  |                                    |  |   |                               |   |
| H51103               | Non-scheduled air passenger transport                                     |                                | 20   | -                                  | -  | -   | -                             | - |
| H51203               | Non-scheduled air freight transport                                       |                                | S  | S                                  | S  | S   | S                             | S |
| H52101               | General bonded warehouses except grain warehouse                          |                                | 10   | -                                  | -  | -   | -                             | - |
| H52102               | Grain warehouses  |                                | 4  | -                                  | -  | -   | -                             | - |
| H52103               | Customs bonded warehouses   |                                | 13   | 72                                 | 72                                       | -   | -                             | - |
| H52104               | Cold storage  |                                | 100  | 23,064                             | -  | 23,064  | -                             | - |
| H52109               | Storage and warehousing, n.e.c.   |                                | 53   | -                                  | -  | -   | -                             | - |
| H52211               | Freight terminal facilities for trucking companies                        |                                | 3  | -                                  | -  | -   | -                             | - |
| H52212               | Operation of parking lots   |                                | 14   | -                                  | -  | -   | -                             | - |

TABLE 6.3 Number of Establishments and Capital Expenditures for Intangible Assets by Type for Transportation and Storage Establishments  
for All Employment Sizes by Industry Sub-Class: Philippines, 2010 *(Concluded)*

(Value in thousand pesos. Details may not add up to total due to rounding and/or statistical disclosure control)

| 2009<br>PSIC<br>Code | Industry Description   | Number<br>of<br>Establishments | Capital Expenditures for Intangible Assets |                                    |  |   |                               |
|----------------------|--|--------------------------------|--|------------------------------------|--|---|-------------------------------|
|                      |  |                                | Total                                      | Intangible Non-<br>Produced Assets | Computer<br>Software<br>and<br>Databases | Entertainment,<br>Literary<br>and Artistic<br>Originals | Other<br>Intangible<br>Assets |
|                      |  |                                | (1)  | (2)                                | (3)                                      | (4)   | (5)                           |
| H52213               | Operation of toll roads and bridges  | 8                              | 5,495,255                                  | 5,495,255                          | -  | -   | -                             |
| H52219               | Other supporting land transport activities, n.e.c.                         | 20                             | -  | -                                  | -  | -   | -                             |
| H52220               | Service activities incidental to water transportation                      | 151                            | 2,312                                      | -                                  | 2,312                                    | -   | -                             |
| H52230               | Service activities incidental to air transportation                        | 11                             | -  | -                                  | -  | -   | -                             |
| H52241               | Containerized cargo handling, auxiliary activity to land<br>transport      | 10                             | -  | -                                  | -  | -   | -                             |
| H52242               | Non- containerized cargo handling, auxiliary activity<br>to land transport | 6                              | -  | -                                  | -  | -   | -                             |
| H52243               | Cargo handling, auxiliary activity to water transport                      | 12                             | 1,487                                      | -                                  | 1,487                                    | -   | -                             |
| H52244               | Cargo handling, auxiliary activity to air transport                        |                                |  |                                    |  |   |                               |
| H52291               | Freight forwarding services  | 617                            | 1,790                                      | 188                                | 1,602                                    | -   | -                             |
| H52292               | Customs brokerage (ship and aircraft)                                      | 506                            | -  | -                                  | -  | -   | -                             |
| H52293               | Logistics services   | 62                             | 7,171                                      | 1,142                              | 6,029                                    | -   | -                             |
| H52299               | Activities of other transport agencies, n.e.c.                             | 13                             | -  | -                                  | -  | -   | -                             |
| H53201               | Private postal service   | s                              | s  | s                                  | s  | s   | s                             |
| H53202               | Messenger service  | 111                            | 19,386                                     | -                                  | 19,386                                   | -   | -                             |

TABLE 7 Number of Establishments and Gross Additions to Tangible Fixed Assets for Transportation and Storage Establishments  
for All Employment Sizes by Industry Sub-Class: Philippines, 2010

(Value in thousand pesos. Details may not add up to total due to rounding and/or statistical disclosure control)

| 2009<br>PSIC<br>Code | Industry Description  | Number<br>of<br>Establishments | Gross Additions   | Capital Expenditures | Sale of Tangible<br>Fixed Assets |
|----------------------|---|--------------------------------|-------------------|----------------------|----------------------------------|
|                      |   | (1)                            | (2)               | (3)                  | (4)                              |
|                      | <b>Philippines</b>  | <b>2,891</b>                   | <b>20,246,486</b> | <b>20,509,944</b>    | <b>263,458</b>                   |
| H49111               | Inter-urban passenger railway transport }                                 |                                |                   |                      |                                  |
| H49112               | Urban and suburban railway transport }                                    | 3                              | 260,032           | 260,032              | -                                |
| H49201               | Inter-urban bus line operation  | 82                             | 716,925           | 720,341              | 3,416                            |
| H49202               | Urban and suburban bus line operation                                     | 29                             | 48,326            | 48,326               | -                                |
| H49203               | Local bus line operation  | 104                            | 122,459           | 137,388              | 14,929                           |
| H49204               | Chartered buses operation (e.g. tourist buses)                            | 74                             | 175,774           | 180,171              | 4,397                            |
| H49205               | Operation of school buses/shuttle }                                       | 14                             | 19,594            | 19,594               | -                                |
| H49209               | Transport via buses, n.e.c. }   |                                |                   |                      |                                  |
| H49310               | Urban or suburban passenger land transport, except<br>by railways and bus | s                              | s                 | s                    | s                                |
| H49323               | Public utility cars and taxicabs operation                                | 48                             | 30,056            | 30,056               | -                                |
| H49324               | Chartered cars operation (rent-a-car)                                     | 3                              | 35,857            | 45,887               | 10,030                           |
| H49331               | Truck-for-hire operation (with driver)                                    | 18                             | (12,232)          | -                    | 12,232                           |
| H49332               | Freight truck operation   | 560                            | 566,455           | 566,455              | -                                |
| H49333               | Tank truck delivery services  | 8                              | -                 | -                    | -                                |
| H49339               | Freight transport operation, by road, n.e.c.                              | s                              | s                 | s                    | s                                |
| H49400               | Transport via pipeline  | s                              | s                 | s                    | s                                |
| H50111               | Ocean passenger transport   | s                              | s                 | s                    | s                                |
| H50112               | Interisland water passenger transport                                     | 52                             | 4,076,548         | 4,076,548            | -                                |
| H50113               | Renting of ship with operator   | s                              | s                 | s                    | s                                |
| H50121               | Ocean freight transport   | 23                             | 13,528            | 13,773               | 246                              |
| H50122               | Interisland water freight transport                                       | 62                             | 754,175           | 879,966              | 125,791                          |
| H50123               | Towing and pushing services on coastal and trans-<br>oceanic waters       | 7                              | 9,223             | 9,223                | -                                |
| H50210               | Inland passenger water transport  | 37                             | 3,704             | 3,704                | -                                |
| H50220               | Inland freight water transport  | 10                             | -                 | -                    | -                                |
| H51101               | Domestic air passenger transport }  | 4                              | 8,396,823         | 8,396,823            | -                                |
| H51102               | International air passenger transport }                                   |                                |                   |                      |                                  |
| H51103               | Non-scheduled air passenger transport                                     | 20                             | 708,282           | 708,282              | -                                |
| H51203               | Non-scheduled air freight transport                                       | s                              | s                 | s                    | s                                |
| H52101               | General bonded warehouses except grain warehouse                          | 10                             | 4,057             | 4,057                | -                                |
| H52102               | Grain warehouses  | 4                              | -                 | -                    | -                                |
| H52103               | Customs bonded warehouses   | 13                             | 26,124            | 26,124               | -                                |
| H52104               | Cold storage  | 100                            | 265,031           | 269,003              | 3,973                            |
| H52109               | Storage and warehousing, n.e.c.   | 53                             | 729,715           | 729,715              | -                                |

TABLE 7 Number of Establishments and Gross Additions to Tangible Fixed Assets for Transportation and Storage Establishments  
for All Employment Sizes by Industry Sub-Class: Philippines, 2010 *(Concluded)*

(Value in thousand pesos. Details may not add up to total due to rounding and/or statistical disclosure control)

| 2009<br>PSIC<br>Code | Industry Description   | Number<br>of<br>Establishments | Gross Additions | Capital Expenditures | Sale of Tangible<br>Fixed Assets |
|----------------------|--|--------------------------------|-----------------|----------------------|----------------------------------|
|                      |  | (1)                            | (2)             | (3)                  | (4)                              |
| H52211               | Freight terminal facilities for trucking companies                         | 3                              | 5,335           | 5,335                | -                                |
| H52212               | Operation of parking lots  | 14                             | 15,024          | 15,024               | -                                |
| H52213               | Operation of toll roads and bridges  | 8                              | 53,537          | 91,252               | 37,715                           |
| H52219               | Other supporting land transport activities, n.e.c.                         | 20                             | -               | -                    | -                                |
| H52220               | Service activities incidental to water transportation                      | 151                            | 717,649         | 719,185              | 1,536                            |
| H52230               | Service activities incidental to air transportation                        | 11                             | 308,472         | 312,947              | 4,475                            |
| H52241               | Containerized cargo handling, auxiliary activity to land<br>transport      | 10                             | 240,045         | 253,875              | 13,830                           |
| H52242               | Non- containerized cargo handling, auxiliary activity<br>to land transport | 6                              | 14              | 14                   | -                                |
| H52243               | Cargo handling, auxiliary activity to water transport }                    | 12                             | 49,394          | 49,394               | -                                |
| H52244               | Cargo handling, auxiliary activity to air transport }                      |                                |                 |                      |                                  |
| H52291               | Freight forwarding services  | 617                            | 585,214         | 605,827              | 20,612                           |
| H52292               | Customs brokerage (ship and aircraft)                                      | 506                            | 185,782         | 185,782              | -                                |
| H52293               | Logistics services   | 62                             | 299,747         | 308,793              | 9,047                            |
| H52299               | Activities of other transport agencies, n.e.c.                             | 13                             | 450             | 450                  | -                                |
| H53201               | Private postal service   | s                              | s               | s                    | s                                |
| H53202               | Messenger service  | 111                            | 445,521         | 445,521              | -                                |

TABLE 7.1 Number of Establishments and Sale of Tangible Fixed Assets by Type for Transportation and Storage Establishments  
for All Employment Sizes by Industry Sub-Class: Philippines, 2010

(Value in thousand pesos. Details may not add up to total due to rounding and/or statistical disclosure control)

| 2009<br>PSIC<br>Code | Industry Description  | Number<br>of<br>Establishments | Sale of Tangible Fixed Assets |               |   |                        |
|----------------------|---|--------------------------------|-------------------------------|---------------|---|------------------------|
|                      |   |                                | Total                         | Land          | Buildings, Other<br>Structures and Land<br>Improvements | Transport<br>Equipment |
|                      |   | (1)                            | (2)                           | (3)           | (4)   | (5)                    |
|                      | <b>Philippines</b>  | <b>2,891</b>                   | <b>263,458</b>                | <b>15,000</b> | <b>8,053</b>  | <b>212,662</b>         |
| H49111               | Inter-urban passenger railway transport }                                 |                                |                               |               |   |                        |
| H49112               | Urban and suburban railway transport }                                    | 3                              | -                             | -             | -   | -                      |
| H49201               | Inter-urban bus line operation  | 82                             | 3,416                         | -             | -   | 3,416                  |
| H49202               | Urban and suburban bus line operation                                     | 29                             | -                             | -             | -   | -                      |
| H49203               | Local bus line operation  | 104                            | 14,929                        | -             | -   | 14,929                 |
| H49204               | Chartered buses operation (e.g. tourist buses)                            | 74                             | 4,397                         | -             | 3,775   | 616                    |
| H49205               | Operation of school buses/shuttle }                                       | 14                             | -                             | -             | -   | -                      |
| H49209               | Transport via buses, n.e.c. }   |                                |                               |               |   |                        |
| H49310               | Urban or suburban passenger land transport, except<br>by railways and bus | s                              | s                             | s             | s   | s                      |
| H49323               | Public utility cars and taxicabs operation                                | 48                             | -                             | -             | -   | -                      |
| H49324               | Chartered cars operation (rent-a-car)                                     | 3                              | 10,030                        | -             | -   | 10,030                 |
| H49331               | Truck-for-hire operation (with driver)                                    | 18                             | 12,232                        | -             | -   | 10,602                 |
| H49332               | Freight truck operation   | 560                            | -                             | -             | -   | -                      |
| H49333               | Tank truck delivery services  | 8                              | -                             | -             | -   | -                      |
| H49339               | Freight transport operation, by road, n.e.c.                              | s                              | s                             | s             | s   | s                      |
| H49400               | Transport via pipeline  | s                              | s                             | s             | s   | s                      |
| H50111               | Ocean passenger transport   | s                              | s                             | s             | s   | s                      |
| H50112               | Interisland water passenger transport                                     | 52                             | -                             | -             | -   | -                      |
| H50113               | Renting of ship with operator   | s                              | s                             | s             | s   | s                      |
| H50121               | Ocean freight transport   | 23                             | 246                           | -             | -   | -                      |
| H50122               | Interisland water freight transport                                       | 62                             | 125,791                       | -             | -   | 110,791                |
| H50123               | Towing and pushing services on coastal and trans-<br>oceanic waters       | 7                              | -                             | -             | -   | -                      |
| H50210               | Inland passenger water transport  | 37                             | -                             | -             | -   | -                      |
| H50220               | Inland freight water transport  | 10                             | -                             | -             | -   | -                      |
| H51101               | Domestic air passenger transport }  | 4                              | -                             | -             | -   | -                      |
| H51102               | International air passenger transport }                                   |                                |                               |               |   |                        |
| H51103               | Non-scheduled air passenger transport                                     | 20                             | -                             | -             | -   | -                      |
| H51203               | Non-scheduled air freight transport                                       | s                              | s                             | s             | s   | s                      |
| H52101               | General bonded warehouses except grain warehouse                          | 10                             | -                             | -             | -   | -                      |
| H52102               | Grain warehouses  | 4                              | -                             | -             | -   | -                      |
| H52103               | Customs bonded warehouses   | 13                             | -                             | -             | -   | -                      |
| H52104               | Cold storage  | 100                            | 3,973                         | -             | -   | 3,907                  |

TABLE 7.1 Number of Establishments and Sale of Tangible Fixed Assets by Type for Transportation and Storage Establishments  
for All Employment Sizes by Industry Sub-Class: Philippines, 2010 *(Continued)*

(Value in thousand pesos. Details may not add up to total due to rounding and/or statistical disclosure control)

| 2009<br>PSIC<br>Code | Industry Description   | Number<br>of<br>Establishments | Sale of Tangible Fixed Assets |        |   |                        |
|----------------------|--|--------------------------------|-------------------------------|--------|---|------------------------|
|                      |  |                                | Total                         | Land   | Buildings, Other<br>Structures and Land<br>Improvements | Transport<br>Equipment |
|                      |  | (1)                            | (2)                           | (3)    | (4)   | (5)                    |
| H52109               | Storage and warehousing, n.e.c.  | 53                             | -                             | -      | -   | -                      |
| H52211               | Freight terminal facilities for trucking companies                         | 3                              | -                             | -      | -   | -                      |
| H52212               | Operation of parking lots  | 14                             | -                             | -      | -   | -                      |
| H52213               | Operation of toll roads and bridges  | 8                              | 37,715                        | -      | 4,163   | 27,720                 |
| H52219               | Other supporting land transport activities, n.e.c.                         | 20                             | -                             | -      | -   | -                      |
| H52220               | Service activities incidental to water transportation                      | 151                            | 1,536                         | -      | -   | 1,512                  |
| H52230               | Service activities incidental to air transportation                        | 11                             | 4,475                         | -      | -   | 4,475                  |
| H52241               | Containerized cargo handling, auxiliary activity to land<br>transport      | 10                             | 13,830                        | -      | -   | 13,830                 |
| H52242               | Non- containerized cargo handling, auxiliary activity<br>to land transport | 6                              | -                             | -      | -   | -                      |
| H52243               | Cargo handling, auxiliary activity to water transport                      | 12                             | -                             | -      | -   | -                      |
| H52244               | Cargo handling, auxiliary activity to air transport                        |                                |                               |        |   |                        |
| H52291               | Freight forwarding services  | 617                            | 20,612                        | 15,000 | -   | 1,073                  |
| H52292               | Customs brokerage (ship and aircraft)                                      | 506                            | -                             | -      | -   | -                      |
| H52293               | Logistics services   | 62                             | 9,047                         | -      | 115   | 8,534                  |
| H52299               | Activities of other transport agencies, n.e.c.                             | 13                             | -                             | -      | -   | -                      |
| H53201               | Private postal service   | s                              | s                             | s      | s   | s                      |
| H53202               | Messenger service  | 111                            | -                             | -      | -   | -                      |

TABLE 7.1 Number of Establishments and Sale of Tangible Fixed Assets by Type for Transportation and Storage Establishments  
for All Employment Sizes by Industry Sub-Class: Philippines, 2010 *(Continued)*

(Value in thousand pesos. Details may not add up to total due to rounding and/or statistical disclosure control)

| 2009<br>PSIC<br>Code | Industry Description  | Sale of Tangible Fixed Assets  |                                  |           |                                |
|----------------------|---|--------------------------------|----------------------------------|-----------|--------------------------------|
|                      |   | ICT Machinery<br>and Equipment | Other Machinery<br>and Equipment | Valuables | Other Tangible<br>Fixed Assets |
|                      |   | (6)                            | (7)                              | (8)       | (9)                            |
|                      | <b>Philippines</b>  | <b>8,175</b>                   | <b>19,568</b>                    | <b>-</b>  | <b>-</b>                       |
| H49111               | Inter-urban passenger railway transport }                                 |                                |                                  |           |                                |
| H49112               | Urban and suburban railway transport }                                    | -                              | -                                | -         | -                              |
| H49201               | Inter-urban bus line operation  | -                              | -                                | -         | -                              |
| H49202               | Urban and suburban bus line operation                                     | -                              | -                                | -         | -                              |
| H49203               | Local bus line operation  | -                              | -                                | -         | -                              |
| H49204               | Chartered buses operation (e.g. tourist buses)                            | 6                              | -                                | -         | -                              |
| H49205               | Operation of school buses/shuttle }                                       | -                              | -                                | -         | -                              |
| H49209               | Transport via buses, n.e.c. }   |                                |                                  |           |                                |
| H49310               | Urban or suburban passenger land transport, except<br>by railways and bus | S                              | S                                | S         | S                              |
| H49323               | Public utility cars and taxicabs operation                                | -                              | -                                | -         | -                              |
| H49324               | Chartered cars operation (rent-a-car)                                     | -                              | -                                | -         | -                              |
| H49331               | Truck-for-hire operation (with driver)                                    | -                              | 1,631                            | -         | -                              |
| H49332               | Freight truck operation   | -                              | -                                | -         | -                              |
| H49333               | Tank truck delivery services  | -                              | -                                | -         | -                              |
| H49339               | Freight transport operation, by road, n.e.c.                              | S                              | S                                | S         | S                              |
| H49400               | Transport via pipeline  | S                              | S                                | S         | S                              |
| H50111               | Ocean passenger transport   | S                              | S                                | S         | S                              |
| H50112               | Interisland water passenger transport                                     | -                              | -                                | -         | -                              |
| H50113               | Renting of ship with operator   | S                              | S                                | S         | S                              |
| H50121               | Ocean freight transport   | 246                            | -                                | -         | -                              |
| H50122               | Interisland water freight transport                                       | -                              | 15,000                           | -         | -                              |
| H50123               | Towing and pushing services on coastal and trans-<br>oceanic waters       | -                              | -                                | -         | -                              |
| H50210               | Inland passenger water transport  | -                              | -                                | -         | -                              |
| H50220               | Inland freight water transport  | -                              | -                                | -         | -                              |
| H51101               | Domestic air passenger transport }  | -                              | -                                | -         | -                              |
| H51102               | International air passenger transport }                                   |                                |                                  |           |                                |
| H51103               | Non-scheduled air passenger transport                                     | -                              | -                                | -         | -                              |
| H51203               | Non-scheduled air freight transport                                       | S                              | S                                | S         | S                              |
| H52101               | General bonded warehouses except grain warehouse                          | -                              | -                                | -         | -                              |
| H52102               | Grain warehouses  | -                              | -                                | -         | -                              |
| H52103               | Customs bonded warehouses   | -                              | -                                | -         | -                              |
| H52104               | Cold storage  | 66                             | -                                | -         | -                              |

TABLE 7.1 Number of Establishments and Sale of Tangible Fixed Assets by Type for Transportation and Storage Establishments  
for All Employment Sizes by Industry Sub-Class: Philippines, 2010 *(Concluded)*

(Value in thousand pesos. Details may not add up to total due to rounding and/or statistical disclosure control)

| 2009<br>PSIC<br>Code | Industry Description   | Sale of Tangible Fixed Assets  |                                  |           |                                |
|----------------------|--|--------------------------------|----------------------------------|-----------|--------------------------------|
|                      |  | ICT Machinery<br>and Equipment | Other Machinery<br>and Equipment | Valuables | Other Tangible<br>Fixed Assets |
|                      |  | (6)                            | (7)                              | (8)       | (9)                            |
| H52109               | Storage and warehousing, n.e.c.  | -                              | -                                | -         | -                              |
| H52211               | Freight terminal facilities for trucking companies                         | -                              | -                                | -         | -                              |
| H52212               | Operation of parking lots  | -                              | -                                | -         | -                              |
| H52213               | Operation of toll roads and bridges  | 4,989                          | 843                              | -         | -                              |
| H52219               | Other supporting land transport activities, n.e.c.                         | -                              | -                                | -         | -                              |
| H52220               | Service activities incidental to water transportation                      | -                              | 25                               | -         | -                              |
| H52230               | Service activities incidental to air transportation                        | -                              | -                                | -         | -                              |
| H52241               | Containerized cargo handling, auxiliary activity to land<br>transport      | -                              | -                                | -         | -                              |
| H52242               | Non- containerized cargo handling, auxiliary activity<br>to land transport | -                              | -                                | -         | -                              |
| H52243               | Cargo handling, auxiliary activity to water transport                      | -                              | -                                | -         | -                              |
| H52244               | Cargo handling, auxiliary activity to air transport                        | -                              | -                                | -         | -                              |
| H52291               | Freight forwarding services  | 2,658                          | 1,881                            | -         | -                              |
| H52292               | Customs brokerage (ship and aircraft)                                      | -                              | -                                | -         | -                              |
| H52293               | Logistics services   | 210                            | 188                              | -         | -                              |
| H52299               | Activities of other transport agencies, n.e.c.                             | -                              | -                                | -         | -                              |
| H53201               | Private postal service   | S                              | S                                | S         | S                              |
| H53202               | Messenger service  | -                              | -                                | -         | -                              |

TABLE 7.2 Number of Establishments and Losses and Damages to Tangible Fixed Assets by Type for Transportation and Storage Establishments for All Employment Sizes by Industry Sub-Class: Philippines, 2010

(Value in thousand pesos. Details may not add up to total due to rounding and/or statistical disclosure control)

| 2009<br>PSIC<br>Code | Industry Description  | Number<br>of<br>Establishments | Losses and Damages |          |   |                        |
|----------------------|---|--------------------------------|--------------------|----------|---|------------------------|
|                      |   |                                | Total              | Land     | Buildings, Other<br>Structures and Land<br>Improvements | Transport<br>Equipment |
|                      |   | (1)                            | (2)                | (3)      | (4)   | (5)                    |
|                      | <b>Philippines</b>  | <b>2,891</b>                   | <b>191,628</b>     | <b>-</b> | <b>-</b>  | <b>25,574</b>          |
| H49111               | Inter-urban passenger railway transport }                                 |                                |                    |          |   |                        |
| H49112               | Urban and suburban railway transport }                                    | 3                              | -                  | -        | -   | -                      |
| H49201               | Inter-urban bus line operation  | 82                             | -                  | -        | -   | -                      |
| H49202               | Urban and suburban bus line operation                                     | 29                             | -                  | -        | -   | -                      |
| H49203               | Local bus line operation  | 104                            | -                  | -        | -   | -                      |
| H49204               | Chartered buses operation (e.g. tourist buses)                            | 74                             | -                  | -        | -   | -                      |
| H49205               | Operation of school buses/shuttle }                                       | 14                             | -                  | -        | -   | -                      |
| H49209               | Transport via buses, n.e.c. }   |                                |                    |          |   |                        |
| H49310               | Urban or suburban passenger land transport, except<br>by railways and bus | s                              | s                  | s        | s   | s                      |
| H49323               | Public utility cars and taxicabs operation                                | 48                             | -                  | -        | -   | -                      |
| H49324               | Chartered cars operation (rent-a-car)                                     | 3                              | -                  | -        | -   | -                      |
| H49331               | Truck-for-hire operation (with driver)                                    | 18                             | 3,670              | -        | -   | 3,180                  |
| H49332               | Freight truck operation   | 560                            | 4,462              | -        | -   | 4,462                  |
| H49333               | Tank truck delivery services  | 8                              | -                  | -        | -   | -                      |
| H49339               | Freight transport operation, by road, n.e.c.                              | s                              | s                  | s        | s   | s                      |
| H49400               | Transport via pipeline  | s                              | s                  | s        | s   | s                      |
| H50111               | Ocean passenger transport   | s                              | s                  | s        | s   | s                      |
| H50112               | Interisland water passenger transport                                     | 52                             | -                  | -        | -   | -                      |
| H50113               | Renting of ship with operator   | s                              | s                  | s        | s   | s                      |
| H50121               | Ocean freight transport   | 23                             | -                  | -        | -   | -                      |
| H50122               | Interisland water freight transport                                       | 62                             | 24                 | -        | -   | -                      |
| H50123               | Towing and pushing services on coastal and trans-<br>oceanic waters       | 7                              | -                  | -        | -   | -                      |
| H50210               | Inland passenger water transport  | 37                             | -                  | -        | -   | -                      |
| H50220               | Inland freight water transport  | 10                             | -                  | -        | -   | -                      |
| H51101               | Domestic air passenger transport }  | 4                              | -                  | -        | -   | -                      |
| H51102               | International air passenger transport }                                   |                                |                    |          |   |                        |
| H51103               | Non-scheduled air passenger transport                                     | 20                             | -                  | -        | -   | -                      |
| H51203               | Non-scheduled air freight transport                                       | s                              | s                  | s        | s   | s                      |
| H52101               | General bonded warehouses except grain warehouse                          | 10                             | -                  | -        | -   | -                      |
| H52102               | Grain warehouses  | 4                              | -                  | -        | -   | -                      |
| H52103               | Customs bonded warehouses   | 13                             | -                  | -        | -   | -                      |
| H52104               | Cold storage  | 100                            | -                  | -        | -   | -                      |

TABLE 7.2 Number of Establishments and Losses and Damages to Tangible Fixed Assets by Type for Transportation and Storage Establishments  
for All Employment Sizes by Industry Sub-Class: Philippines, 2010 *(Continued)*

(Value in thousand pesos. Details may not add up to total due to rounding and/or statistical disclosure control)

| 2009<br>PSIC<br>Code | Industry Description   | Number<br>of<br>Establishments | Losses and Damages |      |   |                        |
|----------------------|--|--------------------------------|--------------------|------|---|------------------------|
|                      |  |                                | Total              | Land | Buildings, Other<br>Structures and Land<br>Improvements | Transport<br>Equipment |
|                      |  | (1)                            | (2)                | (3)  | (4)   | (5)                    |
| H52109               | Storage and warehousing, n.e.c.  | 53                             | 605                | -    | -   | 554                    |
| H52211               | Freight terminal facilities for trucking companies                         | 3                              | -                  | -    | -   | -                      |
| H52212               | Operation of parking lots  | 14                             | -                  | -    | -   | -                      |
| H52213               | Operation of toll roads and bridges  | 8                              | -                  | -    | -   | -                      |
| H52219               | Other supporting land transport activities, n.e.c.                         | 20                             | -                  | -    | -   | -                      |
| H52220               | Service activities incidental to water transportation                      | 151                            | -                  | -    | -   | -                      |
| H52230               | Service activities incidental to air transportation                        | 11                             | -                  | -    | -   | -                      |
| H52241               | Containerized cargo handling, auxiliary activity to land<br>transport      | 10                             | 171,329            | -    | -   | 16,974                 |
| H52242               | Non- containerized cargo handling, auxiliary activity<br>to land transport | 6                              | -                  | -    | -   | -                      |
| H52243               | Cargo handling, auxiliary activity to water transport }                    | 12                             | -                  | -    | -   | -                      |
| H52244               | Cargo handling, auxiliary activity to air transport }                      |                                |                    |      |   |                        |
| H52291               | Freight forwarding services  | 617                            | 11,537             | -    | -   | 404                    |
| H52292               | Customs brokerage (ship and aircraft)                                      | 506                            | -                  | -    | -   | -                      |
| H52293               | Logistics services   | 62                             | -                  | -    | -   | -                      |
| H52299               | Activities of other transport agencies, n.e.c.                             | 13                             | -                  | -    | -   | -                      |
| H53201               | Private postal service   | s                              | s                  | s    | s   | s                      |
| H53202               | Messenger service  | 111                            | -                  | -    | -   | -                      |

TABLE 7.2 Number of Establishments and Losses and Damages to Tangible Fixed Assets by Type for Transportation and Storage Establishments for All Employment Sizes by Industry Sub-Class: Philippines, 2010 *(Continued)*

(Value in thousand pesos. Details may not add up to total due to rounding and/or statistical disclosure control)

| 2009<br>PSIC<br>Code | Industry Description  | Losses and Damages             |                                  |           |                                |
|----------------------|---|--------------------------------|----------------------------------|-----------|--------------------------------|
|                      |   | ICT Machinery<br>and Equipment | Other Machinery<br>and Equipment | Valuables | Other Tangible<br>Fixed Assets |
|                      |   | (6)                            | (7)                              | (8)       | (9)                            |
|                      | <b>Philippines</b>  | <b>154,163</b>                 | <b>11,890</b>                    | <b>-</b>  | <b>-</b>                       |
| H49111               | Inter-urban passenger railway transport }                                 |                                |                                  |           |                                |
| H49112               | Urban and suburban railway transport }                                    | -                              | -                                | -         | -                              |
| H49201               | Inter-urban bus line operation  | -                              | -                                | -         | -                              |
| H49202               | Urban and suburban bus line operation                                     | -                              | -                                | -         | -                              |
| H49203               | Local bus line operation  | -                              | -                                | -         | -                              |
| H49204               | Chartered buses operation (e.g. tourist buses)                            | -                              | -                                | -         | -                              |
| H49205               | Operation of school buses/shuttle }                                       | -                              | -                                | -         | -                              |
| H49209               | Transport via buses, n.e.c. }   |                                |                                  |           |                                |
| H49310               | Urban or suburban passenger land transport, except<br>by railways and bus | S                              | S                                | S         | S                              |
| H49323               | Public utility cars and taxicabs operation                                | -                              | -                                | -         | -                              |
| H49324               | Chartered cars operation (rent-a-car)                                     | -                              | -                                | -         | -                              |
| H49331               | Truck-for-hire operation (with driver)                                    | -                              | 489                              | -         | -                              |
| H49332               | Freight truck operation   | -                              | -                                | -         | -                              |
| H49333               | Tank truck delivery services  | -                              | -                                | -         | -                              |
| H49339               | Freight transport operation, by road, n.e.c.                              | S                              | S                                | S         | S                              |
| H49400               | Transport via pipeline  | S                              | S                                | S         | S                              |
| H50111               | Ocean passenger transport   | S                              | S                                | S         | S                              |
| H50112               | Interisland water passenger transport                                     | -                              | -                                | -         | -                              |
| H50113               | Renting of ship with operator   | S                              | S                                | S         | S                              |
| H50121               | Ocean freight transport   | -                              | -                                | -         | -                              |
| H50122               | Interisland water freight transport                                       | 24                             | -                                | -         | -                              |
| H50123               | Towing and pushing services on coastal and trans-<br>oceanic waters       | -                              | -                                | -         | -                              |
| H50210               | Inland passenger water transport  | -                              | -                                | -         | -                              |
| H50220               | Inland freight water transport  | -                              | -                                | -         | -                              |
| H51101               | Domestic air passenger transport }  | -                              | -                                | -         | -                              |
| H51102               | International air passenger transport }                                   |                                |                                  |           |                                |
| H51103               | Non-scheduled air passenger transport                                     | -                              | -                                | -         | -                              |
| H51203               | Non-scheduled air freight transport                                       | S                              | S                                | S         | S                              |
| H52101               | General bonded warehouses except grain warehouse                          | -                              | -                                | -         | -                              |
| H52102               | Grain warehouses  | -                              | -                                | -         | -                              |
| H52103               | Customs bonded warehouses   | -                              | -                                | -         | -                              |
| H52104               | Cold storage  | -                              | -                                | -         | -                              |

TABLE 7.2 Number of Establishments and Losses and Damages to Tangible Fixed Assets by Type for Transportation and Storage Establishments  
for All Employment Sizes by Industry Sub-Class: Philippines, 2010 *(Concluded)*

(Value in thousand pesos. Details may not add up to total due to rounding and/or statistical disclosure control)

| 2009<br>PSIC<br>Code | Industry Description   | Losses and Damages             |                                  |           |                                |
|----------------------|--|--------------------------------|----------------------------------|-----------|--------------------------------|
|                      |  | ICT Machinery<br>and Equipment | Other Machinery<br>and Equipment | Valuables | Other Tangible<br>Fixed Assets |
|                      |  | (6)                            | (7)                              | (8)       | (9)                            |
| H52109               | Storage and warehousing, n.e.c.  | -                              | 51                               | -         | -                              |
| H52211               | Freight terminal facilities for trucking companies                         | -                              | -                                | -         | -                              |
| H52212               | Operation of parking lots  | -                              | -                                | -         | -                              |
| H52213               | Operation of toll roads and bridges  | -                              | -                                | -         | -                              |
| H52219               | Other supporting land transport activities, n.e.c.                         | -                              | -                                | -         | -                              |
| H52220               | Service activities incidental to water transportation                      | -                              | -                                | -         | -                              |
| H52230               | Service activities incidental to air transportation                        | -                              | -                                | -         | -                              |
| H52241               | Containerized cargo handling, auxiliary activity to land<br>transport      | 154,140                        | 216                              | -         | -                              |
| H52242               | Non- containerized cargo handling, auxiliary activity<br>to land transport | -                              | -                                | -         | -                              |
| H52243               | Cargo handling, auxiliary activity to water transport                      | -                              | -                                | -         | -                              |
| H52244               | Cargo handling, auxiliary activity to air transport                        | -                              | -                                | -         | -                              |
| H52291               | Freight forwarding services  | -                              | 11,134                           | -         | -                              |
| H52292               | Customs brokerage (ship and aircraft)                                      | -                              | -                                | -         | -                              |
| H52293               | Logistics services   | -                              | -                                | -         | -                              |
| H52299               | Activities of other transport agencies, n.e.c.                             | -                              | -                                | -         | -                              |
| H53201               | Private postal service   | S                              | S                                | S         | S                              |
| H53202               | Messenger service  | -                              | -                                | -         | -                              |

TABLE 8 Number of Establishments and Book Value by Type of Tangible Fixed Assets for Transportation and Storage Establishments for All Employment Sizes by Industry Sub-Class: Philippines, 2010

(Value in thousand pesos. Details may not add up to total due to rounding and/or statistical disclosure control)

| 2009<br>PSIC<br>Code | Industry Description  | Number<br>of<br>Establishments | Book Value of Tangible Fixed Assets |                   |   |                        |
|----------------------|---|--------------------------------|-------------------------------------|-------------------|---|------------------------|
|                      |   |                                | Total                               | Land              | Buildings, Other<br>Structures and Land<br>Improvements | Transport<br>Equipment |
|                      |   | (1)                            | (2)                                 | (3)               | (4)   | (5)                    |
|                      | <b>Philippines</b>  | <b>2,891</b>                   | <b>180,615,538</b>                  | <b>11,541,642</b> | <b>24,374,893</b>                                       | <b>115,339,663</b>     |
| H49111               | Inter-urban passenger railway transport                                   | }                              |                                     |                   |   |                        |
| H49112               | Urban and suburban railway transport                                      | }                              | 3                                   | 27,987,970        | 891,953   | 10,436,732             |
| H49201               | Inter-urban bus line operation  |                                | 82                                  | 6,113,443         | 1,429,581   | 212,681                |
| H49202               | Urban and suburban bus line operation                                     |                                | 29                                  | 1,119,534         | 175,250   | 112,089                |
| H49203               | Local bus line operation  |                                | 104                                 | 1,655,300         | 79,557  | 85,221                 |
| H49204               | Chartered buses operation (e.g. tourist buses)                            |                                | 74                                  | 1,158,692         | 101,715   | 50,489                 |
| H49205               | Operation of school buses/shuttle   | }                              | 14                                  | 140,300           | 23,000  | 103                    |
| H49209               | Transport via buses, n.e.c.   | }                              |                                     |                   |   |                        |
| H49310               | Urban or suburban passenger land transport, except<br>by railways and bus |                                | s                                   | s                 | s   | s                      |
| H49323               | Public utility cars and taxicabs operation                                |                                | 48                                  | 708,662           | 136,393   | 55,297                 |
| H49324               | Chartered cars operation (rent-a-car)                                     |                                | 3                                   | 101,058           | 1,226   | 234                    |
| H49331               | Truck-for-hire operation (with driver)                                    |                                | 18                                  | 97,838            | 6,876   | 331                    |
| H49332               | Freight truck operation   |                                | 560                                 | 5,146,199         | 758,155   | 357,434                |
| H49333               | Tank truck delivery services  |                                | 8                                   | 10,215            | 5,549   | -                      |
| H49339               | Freight transport operation, by road, n.e.c.                              |                                | s                                   | s                 | s   | s                      |
| H49400               | Transport via pipeline  |                                | s                                   | s                 | s   | s                      |
| H50111               | Ocean passenger transport   |                                | s                                   | s                 | s   | s                      |
| H50112               | Interisland water passenger transport                                     |                                | 52                                  | 14,181,751        | 748,391   | 437,835                |
| H50113               | Renting of ship with operator   |                                | s                                   | s                 | s   | s                      |
| H50121               | Ocean freight transport   |                                | 23                                  | 2,069,743         | 22,600  | 65,721                 |
| H50122               | Interisland water freight transport                                       |                                | 62                                  | 11,288,747        | 1,133,189   | 213,553                |
| H50123               | Towing and pushing services on coastal and trans-<br>oceanic waters       |                                | 7                                   | 139,845           | 1,695   | 20,140                 |
| H50210               | Inland passenger water transport  |                                | 37                                  | 101,599           | 2,732   | 1,163                  |
| H50220               | Inland freight water transport  |                                | 10                                  | 16,010            | -   | 845                    |
| H51101               | Domestic air passenger transport  | }                              | 4                                   | 76,108,094        | -   | 421,574                |
| H51102               | International air passenger transport                                     | }                              |                                     |                   |   |                        |
| H51103               | Non-scheduled air passenger transport                                     |                                | 20                                  | 1,314,579         | 9,067   | 18,519                 |
| H51203               | Non-scheduled air freight transport                                       |                                | s                                   | s                 | s   | s                      |
| H52101               | General bonded warehouses except grain warehouse                          |                                | 10                                  | 357,313           | 14,436  | 323,776                |
| H52102               | Grain warehouses  |                                | 4                                   | 15,820            | 3,768   | 300                    |
| H52103               | Customs bonded warehouses   |                                | 13                                  | 369,006           | 31,265  | 289,393                |
| H52104               | Cold storage  |                                | 100                                 | 4,515,521         | 675,394   | 2,121,427              |

TABLE 8 Number of Establishments and Book Value by Type of Tangible Fixed Assets for Transportation and Storage Establishments  
for All Employment Sizes by Industry Sub-Class: Philippines, 2010 *(Continued)*

(Value in thousand pesos. Details may not add up to total due to rounding and/or statistical disclosure control)

| 2009<br>PSIC<br>Code | Industry Description   | Number<br>of<br>Establishments | Book Value of Tangible Fixed Assets |           |   |                        |
|----------------------|--|--------------------------------|-------------------------------------|-----------|---|------------------------|
|                      |  |                                | Total                               | Land      | Buildings, Other<br>Structures and Land<br>Improvements | Transport<br>Equipment |
|                      |  | (1)                            | (2)                                 | (3)       | (4)   | (5)                    |
| H52109               | Storage and warehousing, n.e.c.  | 53                             | 3,249,688                           | 1,148,564 | 1,752,523   | 110,034                |
| H52211               | Freight terminal facilities for trucking companies                         | 3                              | 12,327                              | -         | 5,917   | 1,325                  |
| H52212               | Operation of parking lots  | 14                             | 63,648                              | 25,087    | 6,142   | 11,699                 |
| H52213               | Operation of toll roads and bridges  | 8                              | 288,977                             | -         | 107,330   | 100,906                |
| H52219               | Other supporting land transport activities, n.e.c.                         | 20                             | 342,282                             | 20,447    | 222,567   | 77,327                 |
| H52220               | Service activities incidental to water transportation                      | 151                            | 6,601,437                           | 1,327,348 | 2,167,109   | 1,340,220              |
| H52230               | Service activities incidental to air transportation                        | 11                             | 366,054                             | -         | 161,304   | 25,947                 |
| H52241               | Containerized cargo handling, auxiliary activity to land<br>transport      | 10                             | 2,355,095                           | 1,600     | 1,090,262   | 298,082                |
| H52242               | Non- containerized cargo handling, auxiliary activity<br>to land transport | 6                              | 1,090                               | -         | -   | 1,000                  |
| H52243               | Cargo handling, auxiliary activity to water transport                      | 12                             | 1,719,663                           | 160       | 818,407   | 65,205                 |
| H52244               | Cargo handling, auxiliary activity to air transport                        |                                |                                     |           |   |                        |
| H52291               | Freight forwarding services  | 617                            | 4,216,737                           | 1,712,121 | 1,161,288   | 890,732                |
| H52292               | Customs brokerage (ship and aircraft)                                      | 506                            | 1,178,280                           | 32,504    | 113,610   | 796,159                |
| H52293               | Logistics services   | 62                             | 2,504,988                           | 844,626   | 945,500   | 289,285                |
| H52299               | Activities of other transport agencies, n.e.c.                             | 13                             | 35,943                              | 4,500     | 3,256   | 23,008                 |
| H53201               | Private postal service   | s                              | s                                   | s         | s   | s                      |
| H53202               | Messenger service  | 111                            | 1,164,174                           | 99,027    | 494,178   | 278,768                |

TABLE 8 Number of Establishments and Book Value by Type of Tangible Fixed Assets for Transportation and Storage Establishments  
for All Employment Sizes by Industry Sub-Class: Philippines, 2010 *(Continued)*

(Value in thousand pesos. Details may not add up to total due to rounding and/or statistical disclosure control)

| 2009<br>PSIC<br>Code | Industry Description  | Book Value of Tangible Fixed Assets |                                  |           |                                |
|----------------------|---|-------------------------------------|----------------------------------|-----------|--------------------------------|
|                      |   | ICT Machinery<br>and Equipment      | Other Machinery<br>and Equipment | Valuables | Other Tangible<br>Fixed Assets |
|                      |   | (6)                                 | (7)                              | (8)       | (9)                            |
|                      | <b>Philippines</b>  | <b>3,277,251</b>                    | <b>26,082,050</b>                | <b>39</b> | <b>-</b>                       |
| H49111               | Inter-urban passenger railway transport }                                 |                                     |                                  |           |                                |
| H49112               | Urban and suburban railway transport }                                    | 19,694                              | 14,318,732                       | -         | -                              |
| H49201               | Inter-urban bus line operation  | 34,908                              | 91,372                           | -         | -                              |
| H49202               | Urban and suburban bus line operation                                     | 2,748                               | 10,456                           | -         | -                              |
| H49203               | Local bus line operation  | 22,938                              | 47,967                           | -         | -                              |
| H49204               | Chartered buses operation (e.g. tourist buses)                            | 11,944                              | 24,173                           | -         | -                              |
| H49205               | Operation of school buses/shuttle }                                       | 204                                 | 264                              | -         | -                              |
| H49209               | Transport via buses, n.e.c. }   |                                     |                                  |           |                                |
| H49310               | Urban or suburban passenger land transport, except<br>by railways and bus | s                                   | s                                | s         | s                              |
| H49323               | Public utility cars and taxicabs operation                                | 34,022                              | 26,643                           | -         | -                              |
| H49324               | Chartered cars operation (rent-a-car)                                     | 429                                 | 1,653                            | -         | -                              |
| H49331               | Truck-for-hire operation (with driver)                                    | 1,062                               | 12,061                           | -         | -                              |
| H49332               | Freight truck operation   | 96,307                              | 842,194                          | -         | -                              |
| H49333               | Tank truck delivery services  | 299                                 | 46                               | -         | -                              |
| H49339               | Freight transport operation, by road, n.e.c.                              | s                                   | s                                | s         | s                              |
| H49400               | Transport via pipeline  | s                                   | s                                | s         | s                              |
| H50111               | Ocean passenger transport   | s                                   | s                                | s         | s                              |
| H50112               | Interisland water passenger transport                                     | 986,499                             | 930,337                          | -         | -                              |
| H50113               | Renting of ship with operator   | s                                   | s                                | s         | s                              |
| H50121               | Ocean freight transport   | 59,542                              | 51,745                           | -         | -                              |
| H50122               | Interisland water freight transport                                       | 101,842                             | 1,226,627                        | -         | -                              |
| H50123               | Towing and pushing services on coastal and trans-<br>oceanic waters       | 1,404                               | 4,575                            | -         | -                              |
| H50210               | Inland passenger water transport  | 2,312                               | 4,375                            | -         | -                              |
| H50220               | Inland freight water transport  | 1,401                               | 2,621                            | -         | -                              |
| H51101               | Domestic air passenger transport }  | 265,266                             | 2,944,035                        | -         | -                              |
| H51102               | International air passenger transport }                                   |                                     |                                  |           |                                |
| H51103               | Non-scheduled air passenger transport                                     | 2,417                               | 5,025                            | -         | -                              |
| H51203               | Non-scheduled air freight transport                                       | s                                   | s                                | s         | s                              |
| H52101               | General bonded warehouses except grain warehouse                          | 1,983                               | 6,870                            | -         | -                              |
| H52102               | Grain warehouses  | -                                   | 567                              | -         | -                              |
| H52103               | Customs bonded warehouses   | 1,604                               | 37,997                           | -         | -                              |
| H52104               | Cold storage  | 267,507                             | 1,166,228                        | -         | -                              |
| H52109               | Storage and warehousing, n.e.c.   | 12,635                              | 225,931                          | -         | -                              |

TABLE 8 Number of Establishments and Book Value by Type of Tangible Fixed Assets for Transportation and Storage Establishments  
for All Employment Sizes by Industry Sub-Class: Philippines, 2010 *(Concluded)*

(Value in thousand pesos. Details may not add up to total due to rounding and/or statistical disclosure control)

| 2009<br>PSIC<br>Code | Industry Description   | Book Value of Tangible Fixed Assets |                                  |           |                                |
|----------------------|--|-------------------------------------|----------------------------------|-----------|--------------------------------|
|                      |  | ICT Machinery<br>and Equipment      | Other Machinery<br>and Equipment | Valuables | Other Tangible<br>Fixed Assets |
|                      |  | (6)                                 | (7)                              | (8)       | (9)                            |
| H52211               | Freight terminal facilities for trucking companies                         | 1,557                               | 3,527                            | -         | -                              |
| H52212               | Operation of parking lots  | 3,709                               | 17,011                           | -         | -                              |
| H52213               | Operation of toll roads and bridges  | 35,970                              | 44,732                           | 39        | -                              |
| H52219               | Other supporting land transport activities, n.e.c.                         | 8,148                               | 13,794                           | -         | -                              |
| H52220               | Service activities incidental to water transportation                      | 279,040                             | 1,487,719                        | -         | -                              |
| H52230               | Service activities incidental to air transportation                        | 33,779                              | 145,024                          | -         | -                              |
| H52241               | Containerized cargo handling, auxiliary activity to land<br>transport      | 116,475                             | 848,675                          | -         | -                              |
| H52242               | Non- containerized cargo handling, auxiliary activity<br>to land transport | 30                                  | 60                               | -         | -                              |
| H52243               | Cargo handling, auxiliary activity to water transport }                    | 73,521                              | 762,370                          | -         | -                              |
| H52244               | Cargo handling, auxiliary activity to air transport }                      |                                     |                                  |           |                                |
| H52291               | Freight forwarding services  | 261,333                             | 191,263                          | -         | -                              |
| H52292               | Customs brokerage (ship and aircraft)                                      | 155,250                             | 80,758                           | -         | -                              |
| H52293               | Logistics services   | 147,688                             | 277,889                          | -         | -                              |
| H52299               | Activities of other transport agencies, n.e.c.                             | 3,887                               | 1,292                            | -         | -                              |
| H53201               | Private postal service   | s                                   | s                                | s         | s                              |
| H53202               | Messenger service  | 195,419                             | 96,782                           | -         | -                              |

TABLE 8.1 Number of Establishments and Book Value of Intangible Assets by Type for Transportation and Storage Establishments  
for All Employment Sizes by Industry Sub-Class: Philippines, 2010

(Value in thousand pesos. Details may not add up to total due to rounding and/or statistical disclosure control)

| 2009<br>PSIC<br>Code | Industry Description  | Number<br>of<br>Establishments | Value of Intangible Assets |                                      |                                       |   |                                     |
|----------------------|---|--------------------------------|----------------------------|--------------------------------------|---------------------------------------|---|-------------------------------------|
|                      |   |                                | Total                      | Intangible<br>Non-Produced<br>Assets | Computer<br>Software<br>and Databases | Entertainment,<br>Literary<br>and Artistic<br>Originals | Other<br>Intangible<br>Fixed Assets |
|                      |   | (1)                            | (2)                        | (3)                                  | (4)                                   | (5)   | (6)                                 |
| <b>Philippines</b>   |   | <b>2,891</b>                   | <b>21,107,398</b>          | <b>20,912,192</b>                    | <b>195,206</b>                        | <b>-</b>  | <b>-</b>                            |
| H49111               | Inter-urban passenger railway transport                                   | }                              |                            |                                      |                                       |   |                                     |
| H49112               | Urban and suburban railway transport                                      | }                              | 3                          | 14,000                               | -                                     | 14,000  | -                                   |
| H49201               | Inter-urban bus line operation  |                                | 82                         | 45,671                               | 41,044                                | 4,627   | -                                   |
| H49202               | Urban and suburban bus line operation                                     |                                | 29                         | 3,436                                | 2,980                                 | 455   | -                                   |
| H49203               | Local bus line operation  |                                | 104                        | 12,746                               | 12,591                                | 156   | -                                   |
| H49204               | Chartered buses operation (e.g. tourist buses)                            |                                | 74                         | 4,077                                | 852                                   | 3,226   | -                                   |
| H49205               | Operation of school buses/shuttle   | }                              | 14                         | -                                    | -                                     | -   | -                                   |
| H49209               | Transport via buses, n.e.c.   | }                              |                            |                                      |                                       |   |                                     |
| H49310               | Urban or suburban passenger land transport, except<br>by railways and bus |                                | S                          | S                                    | S                                     | S   | S                                   |
| H49323               | Public utility cars and taxicabs operation                                |                                | 48                         | 6,760                                | 6,760                                 | -   | -                                   |
| H49324               | Chartered cars operation (rent-a-car)                                     |                                | 3                          | -                                    | -                                     | -   | -                                   |
| H49331               | Truck-for-hire operation (with driver)                                    |                                | 18                         | -                                    | -                                     | -   | -                                   |
| H49332               | Freight truck operation   |                                | 560                        | -                                    | -                                     | -   | -                                   |
| H49333               | Tank truck delivery services  |                                | 8                          | -                                    | -                                     | -   | -                                   |
| H49339               | Freight transport operation, by road, n.e.c.                              |                                | S                          | S                                    | S                                     | S   | S                                   |
| H49400               | Transport via pipeline  |                                | S                          | S                                    | S                                     | S   | S                                   |
| H50111               | Ocean passenger transport   |                                | S                          | S                                    | S                                     | S   | S                                   |
| H50112               | Interisland water passenger transport                                     |                                | 52                         | 27,472                               | -                                     | 27,472  | -                                   |
| H50113               | Renting of ship with operator   |                                | S                          | S                                    | S                                     | S   | S                                   |
| H50121               | Ocean freight transport   |                                | 23                         | 222,957                              | 220,276                               | 2,681   | -                                   |
| H50122               | Interisland water freight transport                                       |                                | 62                         | 97                                   | -                                     | 97  | -                                   |
| H50123               | Towing and pushing services on coastal and trans-<br>oceanic waters       |                                | 7                          | -                                    | -                                     | -   | -                                   |
| H50210               | Inland passenger water transport  |                                | 37                         | 76                                   | 51                                    | 25  | -                                   |
| H50220               | Inland freight water transport  |                                | 10                         | 67                                   | -                                     | 67  | -                                   |
| H51101               | Domestic air passenger transport  | }                              | 4                          | -                                    | -                                     | -   | -                                   |
| H51102               | International air passenger transport                                     | }                              |                            |                                      |                                       |   |                                     |
| H51103               | Non-scheduled air passenger transport                                     |                                | 20                         | -                                    | -                                     | -   | -                                   |
| H51203               | Non-scheduled air freight transport                                       |                                | S                          | S                                    | S                                     | S   | S                                   |
| H52101               | General bonded warehouses except grain warehouse                          |                                | 10                         | -                                    | -                                     | -   | -                                   |
| H52102               | Grain warehouses  |                                | 4                          | -                                    | -                                     | -   | -                                   |
| H52103               | Customs bonded warehouses   |                                | 13                         | -                                    | -                                     | -   | -                                   |

TABLE 8.1 Number of Establishments and Book Value of Intangible Assets by Type for Transportation and Storage Establishments  
for All Employment Sizes by Industry Sub-Class: Philippines, 2010 *(Concluded)*

(Value in thousand pesos. Details may not add up to total due to rounding and/or statistical disclosure control)

| 2009<br>PSIC<br>Code | Industry Description  | Number<br>of<br>Establishments | Value of Intangible Assets |                                      |                                       |   |                                     |
|----------------------|---|--------------------------------|----------------------------|--------------------------------------|---------------------------------------|---|-------------------------------------|
|                      |   |                                | Total                      | Intangible<br>Non-Produced<br>Assets | Computer<br>Software<br>and Databases | Entertainment,<br>Literary<br>and Artistic<br>Originals | Other<br>Intangible<br>Fixed Assets |
|                      |   | (1)                            | (2)                        | (3)                                  | (4)                                   | (5)   | (6)                                 |
| H52104               | Cold storage  | 100                            | 48,344                     | -                                    | 48,344                                | -   | -                                   |
| H52109               | Storage and warehousing, n.e.c.   | 53                             | 477                        | -                                    | 477                                   | -   | -                                   |
| H52211               | Freight terminal facilities for trucking companies                      | 3                              | -                          | -                                    | -                                     | -   | -                                   |
| H52212               | Operation of parking lots   | 14                             | -                          | -                                    | -                                     | -   | -                                   |
| H52213               | Operation of toll roads and bridges                                     | 8                              | 20,587,255                 | 20,585,384                           | 1,871                                 | -   | -                                   |
| H52219               | Other supporting land transport activities, n.e.c.                      | 20                             | -                          | -                                    | -                                     | -   | -                                   |
| H52220               | Service activities incidental to water transportation                   | 151                            | 43,821                     | 42,067                               | 1,754                                 | -   | -                                   |
| H52230               | Service activities incidental to air transportation                     | 11                             | 10                         | -                                    | 10                                    | -   | -                                   |
| H52241               | Containerized cargo handling, auxiliary activity to land transport      | 10                             | -                          | -                                    | -                                     | -   | -                                   |
| H52242               | Non- containerized cargo handling, auxiliary activity to land transport | 6                              | -                          | -                                    | -                                     | -   | -                                   |
| H52243               | Cargo handling, auxiliary activity to water transport                   | 12                             | 3,678                      | -                                    | 3,678                                 | -   | -                                   |
| H52244               | Cargo handling, auxiliary activity to air transport                     |                                |                            |                                      |                                       |   |                                     |
| H52291               | Freight forwarding services   | 617                            | 21,118                     | 188                                  | 20,930                                | -   | -                                   |
| H52292               | Customs brokerage (ship and aircraft)                                   | 506                            | 157                        | -                                    | 157                                   | -   | -                                   |
| H52293               | Logistics services  | 62                             | 14,785                     | -                                    | 14,785                                | -   | -                                   |
| H52299               | Activities of other transport agencies, n.e.c.                          | 13                             | -                          | -                                    | -                                     | -   | -                                   |
| H53201               | Private postal service  | s                              | s                          | s                                    | s                                     | s   | s                                   |
| H53202               | Messenger service   | 111                            | 50,249                     | -                                    | 50,249                                | -   | -                                   |

TABLE 9 Number of Establishments and Value of Inventories for Transportation and Storage Establishments  
for All Employment Sizes by Industry Sub-class: Philippines, 2010

(Value in thousand pesos. Details may not add up to total due to rounding and/or statistical disclosure control)

| 2009<br>PSIC<br>Code | Industry Description  | Number<br>of<br>Establishments | Value of Inventories as of January 1 |                           |  |                     |                            |                      |
|----------------------|---|--------------------------------|--------------------------------------|---------------------------|--|---------------------|----------------------------|----------------------|
|                      |   |                                | Total                                | Materials<br>and Supplies | Fuels,<br>Lubricants,<br>Oils<br>and Greases | Goods<br>for Resale | Real<br>Estate<br>for Sale | Other<br>Inventories |
|                      |   | (1)                            | (2)                                  | (3)                       | (4)  | (5)                 | (6)                        | (7)                  |
|                      | <b>Philippines</b>  | <b>2,891</b>                   | <b>6,261,057</b>                     | <b>4,518,908</b>          | <b>1,734,630</b>                             | <b>7,519</b>        | <b>-</b>                   | <b>-</b>             |
| H49111               | Inter-urban passenger railway transport                                   | }                              |                                      |                           |  |                     |                            |                      |
| H49112               | Urban and suburban railway transport                                      | }                              | 3                                    | 1,040,864                 | 1,035,939                                    | 4,925               | -                          | -                    |
| H49201               | Inter-urban bus line operation  |                                | 82                                   | 475,380                   | 383,644                                      | 91,736              | -                          | -                    |
| H49202               | Urban and suburban bus line operation                                     |                                | 29                                   | 31,147                    | 19,460                                       | 11,687              | -                          | -                    |
| H49203               | Local bus line operation  |                                | 104                                  | 28,798                    | 6,775  | 22,023              | -                          | -                    |
| H49204               | Chartered buses operation (e.g. tourist buses)                            |                                | 74                                   | 1,997                     | 431  | 1,566               | -                          | -                    |
| H49205               | Operation of school buses/shuttle   | }                              | 14                                   | 820                       | 420  | 400                 | -                          | -                    |
| H49209               | Transport via buses, n.e.c.   | }                              |                                      |                           |  |                     |                            |                      |
| H49310               | Urban or suburban passenger land transport, except<br>by railways and bus |                                | s                                    | s                         | s  | s                   | s                          | s                    |
| H49323               | Public utility cars and taxicabs operation                                |                                | 48                                   | 18,603                    | 6,557  | 12,046              | -                          | -                    |
| H49324               | Chartered cars operation (rent-a-car)                                     |                                | 3                                    | 3,674                     | 3,648  | 26                  | -                          | -                    |
| H49331               | Truck-for-hire operation (with driver)                                    |                                | 18                                   | 1,525                     | 1,525  | -                   | -                          | -                    |
| H49332               | Freight truck operation   |                                | 560                                  | 284,235                   | 159,975                                      | 119,215             | 5,046                      | -                    |
| H49333               | Tank truck delivery services  |                                | 8                                    | 3,822                     | 3,822  | -                   | -                          | -                    |
| H49339               | Freight transport operation, by road, n.e.c.                              |                                | s                                    | s                         | s  | s                   | s                          | s                    |
| H49400               | Transport via pipeline  |                                | s                                    | s                         | s  | s                   | s                          | s                    |
| H50111               | Ocean passenger transport   |                                | s                                    | s                         | s  | s                   | s                          | s                    |
| H50112               | Interisland water passenger transport                                     |                                | 52                                   | 1,108,260                 | 844,236                                      | 264,025             | -                          | -                    |
| H50113               | Renting of ship with operator   |                                | s                                    | s                         | s  | s                   | s                          | s                    |
| H50121               | Ocean freight transport   |                                | 23                                   | 34,237                    | 15,698                                       | 18,539              | -                          | -                    |
| H50122               | Interisland water freight transport                                       |                                | 62                                   | 301,003                   | 67,238                                       | 232,702             | 1,063                      | -                    |
| H50123               | Towing and pushing services on coastal and trans-<br>oceanic waters       |                                | 7                                    | 312                       | -  | 312                 | -                          | -                    |
| H50210               | Inland passenger water transport  |                                | 37                                   | 2,854                     | 103  | 1,341               | 1,410                      | -                    |
| H50220               | Inland freight water transport  |                                | 10                                   | 20,202                    | 20,190                                       | 12                  | -                          | -                    |
| H51101               | Domestic air passenger transport  | }                              | 4                                    | 1,712,102                 | 896,442                                      | 815,660             | -                          | -                    |
| H51102               | International air passenger transport                                     | }                              |                                      |                           |  |                     |                            |                      |
| H51103               | Non-scheduled air passenger transport                                     |                                | 20                                   | 66,501                    | 66,398                                       | 104                 | -                          | -                    |
| H51203               | Non-scheduled air freight transport                                       |                                | s                                    | s                         | s  | s                   | s                          | s                    |
| H52101               | General bonded warehouses except grain warehouse                          |                                | 10                                   | -                         | -  | -                   | -                          | -                    |
| H52102               | Grain warehouses  |                                | 4                                    | -                         | -  | -                   | -                          | -                    |
| H52103               | Customs bonded warehouses   |                                | 13                                   | 428                       | 397  | 31                  | -                          | -                    |
| H52104               | Cold storage  |                                | 100                                  | 48,606                    | 41,761                                       | 6,846               | -                          | -                    |
| H52109               | Storage and warehousing, n.e.c.   |                                | 53                                   | 278,507                   | 278,507                                      | -                   | -                          | -                    |
| H52211               | Freight terminal facilities for trucking companies                        |                                | 3                                    | 17                        | -  | 17                  | -                          | -                    |
| H52212               | Operation of parking lots   |                                | 14                                   | 2,523                     | 2,523  | -                   | -                          | -                    |

TABLE 9 Number of Establishments and Value of Inventories for Transportation and Storage Establishments  
for All Employment Sizes by Industry Sub-class: Philippines, 2010 *(Continued)*

(Value in thousand pesos. Details may not add up to total due to rounding and/or statistical disclosure control)

| 2009<br>PSIC<br>Code | Industry Description  | Number<br>of<br>Establishments | Value of Inventories as of January 1 |                           |  |                     |                            |                      |
|----------------------|---|--------------------------------|--------------------------------------|---------------------------|--|---------------------|----------------------------|----------------------|
|                      |   |                                | Total                                | Materials<br>and Supplies | Fuels,<br>Lubricants,<br>Oils<br>and Greases | Goods<br>for Resale | Real<br>Estate<br>for Sale | Other<br>Inventories |
|                      |   | (1)                            | (2)                                  | (3)                       | (4)  | (5)                 | (6)                        | (7)                  |
| H52213               | Operation of toll roads and bridges                                     | 8                              | 70,459                               | 70,459                    | -  | -                   | -                          | -                    |
| H52219               | Other supporting land transport activities, n.e.c.                      | 20                             | 26                                   | 26                        | -  | -                   | -                          | -                    |
| H52220               | Service activities incidental to water transportation                   | 151                            | 264,081                              | 149,633                   | 114,448                                      | -                   | -                          | -                    |
| H52230               | Service activities incidental to air transportation                     | 11                             | 31,876                               | 31,225                    | 651  | -                   | -                          | -                    |
| H52241               | Containerized cargo handling, auxiliary activity to land transport      | 10                             | 203,268                              | 200,337                   | 2,932  | -                   | -                          | -                    |
| H52242               | Non- containerized cargo handling, auxiliary activity to land transport | 6                              | -                                    | -                         | -  | -                   | -                          | -                    |
| H52243               | Cargo handling, auxiliary activity to water transport                   | 12                             | 8,883                                | 5,406                     | 3,476  | -                   | -                          | -                    |
| H52244               | Cargo handling, auxiliary activity to air transport                     |                                |                                      |                           |  |                     |                            |                      |
| H52291               | Freight forwarding services   | 617                            | 99,406                               | 94,093                    | 5,313  | -                   | -                          | -                    |
| H52292               | Customs brokerage (ship and aircraft)                                   | 506                            | 65,696                               | 64,855                    | 841  | -                   | -                          | -                    |
| H52293               | Logistics services  | 62                             | 4,074                                | 1,726                     | 2,348  | -                   | -                          | -                    |
| H52299               | Activities of other transport agencies, n.e.c.                          | 13                             | -                                    | -                         | -  | -                   | -                          | -                    |
| H53201               | Private postal service  | s                              | s                                    | s                         | s  | s                   | s                          | s                    |
| H53202               | Messenger service   | 111                            | 28,449                               | 27,143                    | 1,306  | -                   | -                          | -                    |

TABLE 9 Number of Establishments and Value of Inventories for Transportation and Storage Establishments  
for All Employment Sizes by Industry Sub-class: Philippines, 2010 *(Continued)*

(Value in thousand pesos. Details may not add up to total due to rounding and/or statistical disclosure control)

| 2009<br>PSIC<br>Code | Industry Description  | Value of Inventories as of December 31 |                           |  |                     |                         |                      |
|----------------------|---|--|---------------------------|--|---------------------|-------------------------|----------------------|
|                      |   | Total                                  | Materials<br>and Supplies | Fuels, Lubricants,<br>Oils and Greases | Goods<br>for Resale | Real Estate<br>for Sale | Other<br>Inventories |
|                      |   | (8)                                    | (9)                       | (10)                                   | (11)                | (12)                    | (13)                 |
|                      | <b>Philippines</b>  | <b>7,946,918</b>                       | <b>4,573,647</b>          | <b>3,342,922</b>                       | <b>30,348</b>       | <b>-</b>                | <b>-</b>             |
| H49111               | Inter-urban passenger railway transport }                                 |  |                           |  |                     |                         |                      |
| H49112               | Urban and suburban railway transport }                                    | 884,952                                | 880,422                   | 4,530                                  | -                   | -                       | -                    |
| H49201               | Inter-urban bus line operation  | 552,641                                | 427,183                   | 125,458                                | -                   | -                       | -                    |
| H49202               | Urban and suburban bus line operation                                     | 30,548                                 | 20,252                    | 10,296                                 | -                   | -                       | -                    |
| H49203               | Local bus line operation  | 72,347                                 | 21,871                    | 50,477                                 | -                   | -                       | -                    |
| H49204               | Chartered buses operation (e.g. tourist buses)                            | 1,490                                  | 436                       | 1,053                                  | -                   | -                       | -                    |
| H49205               | Operation of school buses/shuttle }                                       | 1,873                                  | 1,270                     | 602                                    | -                   | -                       | -                    |
| H49209               | Transport via buses, n.e.c. }   |  |                           |  |                     |                         |                      |
| H49310               | Urban or suburban passenger land transport, except<br>by railways and bus | s                                      | s                         | s                                      | s                   | s                       | s                    |
| H49323               | Public utility cars and taxicabs operation                                | 20,463                                 | 9,258                     | 11,204                                 | -                   | -                       | -                    |
| H49324               | Chartered cars operation (rent-a-car)                                     | 4,850                                  | 4,199                     | 651                                    | -                   | -                       | -                    |
| H49331               | Truck-for-hire operation (with driver)                                    | 1,261                                  | 1,261                     | -                                      | -                   | -                       | -                    |
| H49332               | Freight truck operation   | 337,743                                | 164,139                   | 146,390                                | 27,213              | -                       | -                    |
| H49333               | Tank truck delivery services  | 3,822                                  | 3,822                     | -                                      | -                   | -                       | -                    |
| H49339               | Freight transport operation, by road, n.e.c.                              | s                                      | s                         | s                                      | s                   | s                       | s                    |
| H49400               | Transport via pipeline  | s                                      | s                         | s                                      | s                   | s                       | s                    |
| H50111               | Ocean passenger transport   | s                                      | s                         | s                                      | s                   | s                       | s                    |
| H50112               | Interisland water passenger transport                                     | 2,032,947                              | 794,557                   | 1,238,390                              | -                   | -                       | -                    |
| H50113               | Renting of ship with operator   | s                                      | s                         | s                                      | s                   | s                       | s                    |
| H50121               | Ocean freight transport   | 56,911                                 | 24,034                    | 32,878                                 | -                   | -                       | -                    |
| H50122               | Interisland water freight transport                                       | 275,583                                | 44,906                    | 228,772                                | 1,905               | -                       | -                    |
| H50123               | Towing and pushing services on coastal and trans-<br>oceanic waters       | 440                                    | -                         | 440                                    | -                   | -                       | -                    |
| H50210               | Inland passenger water transport  | 2,571                                  | 127                       | 1,215                                  | 1,230               | -                       | -                    |
| H50220               | Inland freight water transport  | 21,082                                 | 21,070                    | 12                                     | -                   | -                       | -                    |
| H51101               | Domestic air passenger transport }  | 2,272,370                              | 930,383                   | 1,341,987                              | -                   | -                       | -                    |
| H51102               | International air passenger transport }                                   |  |                           |  |                     |                         |                      |
| H51103               | Non-scheduled air passenger transport                                     | 69,654                                 | 69,565                    | 90                                     | -                   | -                       | -                    |
| H51203               | Non-scheduled air freight transport                                       | s                                      | s                         | s                                      | s                   | s                       | s                    |
| H52101               | General bonded warehouses except grain warehouse                          | -                                      | -                         | -                                      | -                   | -                       | -                    |
| H52102               | Grain warehouses  | -                                      | -                         | -                                      | -                   | -                       | -                    |
| H52103               | Customs bonded warehouses   | 457                                    | 356                       | 100                                    | -                   | -                       | -                    |
| H52104               | Cold storage  | 51,984                                 | 43,322                    | 8,663                                  | -                   | -                       | -                    |
| H52109               | Storage and warehousing, n.e.c.   | 445,788                                | 445,788                   | -                                      | -                   | -                       | -                    |
| H52211               | Freight terminal facilities for trucking companies                        | 10                                     | -                         | 10                                     | -                   | -                       | -                    |
| H52212               | Operation of parking lots   | 3,083                                  | 3,083                     | -                                      | -                   | -                       | -                    |

TABLE 9 Number of Establishments and Value of Inventories for Transportation and Storage Establishments  
for All Employment Sizes by Industry Sub-class: Philippines, 2010 *(Concluded)*

(Value in thousand pesos. Details may not add up to total due to rounding and/or statistical disclosure control)

| 2009<br>PSIC<br>Code | Industry Description  | Value of Inventories as of December 31 |                           |  |                     |                         |                      |
|----------------------|---|--|---------------------------|--|---------------------|-------------------------|----------------------|
|                      |   | Total                                  | Materials<br>and Supplies | Fuels, Lubricants,<br>Oils and Greases | Goods<br>for Resale | Real Estate<br>for Sale | Other<br>Inventories |
|                      |   | (8)                                    | (9)                       | (10)                                   | (11)                | (12)                    | (13)                 |
| H52213               | Operation of toll roads and bridges                                     | 67,345                                 | 67,345                    | -                                      | -                   | -                       | -                    |
| H52219               | Other supporting land transport activities, n.e.c.                      | 26                                     | 26                        | -                                      | -                   | -                       | -                    |
| H52220               | Service activities incidental to water transportation                   | 263,852                                | 146,683                   | 117,169                                | -                   | -                       | -                    |
| H52230               | Service activities incidental to air transportation                     | 32,774                                 | 32,429                    | 346                                    | -                   | -                       | -                    |
| H52241               | Containerized cargo handling, auxiliary activity to land transport      | 237,221                                | 233,999                   | 3,221                                  | -                   | -                       | -                    |
| H52242               | Non- containerized cargo handling, auxiliary activity to land transport | -                                      | -                         | -                                      | -                   | -                       | -                    |
| H52243               | Cargo handling, auxiliary activity to water transport                   | 14,520                                 | 8,353                     | 6,166                                  | -                   | -                       | -                    |
| H52244               | Cargo handling, auxiliary activity to air transport                     |  |                           |  |                     |                         |                      |
| H52291               | Freight forwarding services   | 91,198                                 | 85,890                    | 5,308                                  | -                   | -                       | -                    |
| H52292               | Customs brokerage (ship and aircraft)                                   | 36,189                                 | 33,914                    | 2,275                                  | -                   | -                       | -                    |
| H52293               | Logistics services  | 11,126                                 | 7,325                     | 3,801                                  | -                   | -                       | -                    |
| H52299               | Activities of other transport agencies, n.e.c.                          | -                                      | -                         | -                                      | -                   | -                       | -                    |
| H53201               | Private postal service  | s                                      | s                         | s                                      | s                   | s                       | s                    |
| H53202               | Messenger service   | 29,337                                 | 28,019                    | 1,318                                  | -                   | -                       | -                    |

TABLE 10 Number of Reporting Establishments and Nationality with Highest Capital Participation Rate as of December 31 for Transportation and Storage Establishments for All Employment Sizes by Industry Sub-Class: Philippines, 2010

(An establishment with equal capital participation rate may be reported several times)

| 2009<br>PSIC<br>Code | Industry Description  | Number<br>of Reporting<br>Establishments | Nationality with Highest Capital Participation Rate |          |          |          |          |     |
|----------------------|---|--|---|----------|----------|----------|----------|-----|
|                      |   |  | Filipino  | American | British  | Chinese  | German   |     |
|                      |   |  | (1)   | (2)      | (3)      | (4)      | (5)      | (6) |
|                      | <b>Philippines</b>  | <b>762</b>                               | <b>732</b>  | <b>3</b> | <b>1</b> | <b>2</b> | <b>1</b> |     |
| H49111               | Inter-urban passenger railway transport                                   | }  |   |          |          |          |          |     |
| H49112               | Urban and suburban railway transport                                      | }  | 3   | 2        | -        | -        | -        | -   |
| H49201               | Inter-urban bus line operation  |  | 47  | 47       | -        | -        | -        | -   |
| H49202               | Urban and suburban bus line operation                                     |  | 17  | 17       | -        | -        | -        | -   |
| H49203               | Local bus line operation  |  | 35  | 35       | -        | -        | -        | -   |
| H49204               | Chartered buses operation (e.g. tourist buses)                            |  | 23  | 23       | -        | -        | -        | -   |
| H49205               | Operation of school buses/shuttle   |  | 9   | 9        | -        | -        | -        | -   |
| H49209               | Transport via buses, n.e.c.   |  | s   | s        | s        | s        | s        | s   |
| H49310               | Urban or suburban passenger land transport, except<br>by railways and bus |  | s   | s        | s        | s        | s        | s   |
| H49323               | Public utility cars and taxicabs operation                                |  | 12  | 12       | -        | -        | -        | -   |
| H49324               | Chartered cars operation (rent-a-car)                                     |  | 3   | 3        | -        | -        | -        | -   |
| H49331               | Truck-for-hire operation (with driver)                                    |  | 9   | 9        | -        | -        | -        | -   |
| H49332               | Freight truck operation   |  | 91  | 91       | -        | -        | -        | -   |
| H49333               | Tank truck delivery services  |  | 4   | 4        | -        | -        | -        | -   |
| H49339               | Freight transport operation, by road, n.e.c.                              |  | s   | s        | s        | s        | s        | s   |
| H49400               | Transport via pipeline  |  | s   | s        | s        | s        | s        | s   |
| H50111               | Ocean passenger transport   |  | s   | s        | s        | s        | s        | s   |
| H50112               | Interisland water passenger transport                                     |  | 38  | 38       | -        | -        | -        | -   |
| H50113               | Renting of ship with operator   |  | s   | s        | s        | s        | s        | s   |
| H50121               | Ocean freight transport   |  | 14  | 11       | -        | -        | 1        | -   |
| H50122               | Interisland water freight transport                                       |  | 33  | 32       | -        | -        | -        | -   |
| H50123               | Towing and pushing services on coastal and trans-<br>oceanic waters       |  | 7   | 7        | -        | -        | -        | -   |
| H50210               | Inland passenger water transport  |  | 10  | 10       | -        | -        | -        | -   |
| H50220               | Inland freight water transport  |  | 4   | 3        | -        | -        | -        | -   |
| H51101               | Domestic air passenger transport  | }  | 4   | 4        | -        | -        | -        | -   |
| H51102               | International air passenger transport                                     | }  |   |          |          |          |          |     |
| H51103               | Non-scheduled air passenger transport                                     |  | 11  | 11       | -        | -        | -        | -   |
| H51203               | Non-scheduled air freight transport                                       |  | s   | s        | s        | s        | s        | s   |
| H52101               | General bonded warehouses except grain warehouse                          | }  | 7   | 7        | -        | -        | -        | -   |
| H52102               | Grain warehouses  | }  |   |          |          |          |          |     |
| H52103               | Customs bonded warehouses   |  | 11  | 11       | -        | -        | -        | -   |
| H52104               | Cold storage  |  | 22  | 19       | -        | -        | -        | -   |
| H52109               | Storage and warehousing, n.e.c.   |  | 13  | 12       | -        | -        | -        | -   |
| H52211               | Freight terminal facilities for trucking companies                        |  | 3   | 3        | -        | -        | -        | -   |
| H52212               | Operation of parking lots   |  | 7   | 6        | -        | -        | -        | -   |

TABLE 10 Number of Reporting Establishments and Nationality with Highest Capital Participation Rate as of December 31 for Transportation and Storage Establishments for All Employment Sizes by Industry Sub-Class: Philippines, 2010 *(Continued)*

(An establishment with equal capital participation rate may be reported several times)

| 2009<br>PSIC<br>Code | Industry Description  | Number<br>of Reporting<br>Establishments | Nationality with Highest Capital Participation Rate |          |         |         |        |
|----------------------|---|--|---|----------|---------|---------|--------|
|                      |   |  | Filipino  | American | British | Chinese | German |
|                      |   | (1)                                      | (2)   | (3)      | (4)     | (5)     | (6)    |
| H52213               | Operation of toll roads and bridges                                     | 8  | 6   | -        | -       | -       | -      |
| H52219               | Other supporting land transport activities, n.e.c.                      | 5  | 5   | -        | -       | -       | -      |
| H52220               | Service activities incidental to water transportation                   | 67                                       | 67  | -        | -       | -       | -      |
| H52230               | Service activities incidental to air transportation                     | 7  | 5   | 1        | -       | -       | -      |
| H52241               | Containerized cargo handling, auxiliary activity to land transport      | 8  | 8   | -        | -       | -       | -      |
| H52242               | Non- containerized cargo handling, auxiliary activity to land transport | 3  | 3   | -        | -       | -       | -      |
| H52243               | Cargo handling, auxiliary activity to water transport                   | 10                                       | 10  | -        | -       | -       | -      |
| H52244               | Cargo handling, auxiliary activity to air transport                     | s  | s   | s        | s       | s       | s      |
| H52291               | Freight forwarding services   | 82                                       | 76  | -        | 1       | -       | 1      |
| H52292               | Customs brokerage (ship and aircraft)                                   | 51                                       | 49  | -        | -       | 1       | -      |
| H52293               | Logistics services  | 30                                       | 23  | 2        | -       | -       | -      |
| H52299               | Activities of other transport agencies, n.e.c.                          | 4  | 4   | -        | -       | -       | -      |
| H53201               | Private postal service  | s  | s   | s        | s       | s       | s      |
| H53202               | Messenger service   | 38                                       | 38  | -        | -       | -       | -      |

TABLE 10 Number of Reporting Establishments and Nationality with Highest Capital Participation Rate as of December 31 for Transportation and Storage Establishments for All Employment Sizes by Industry Sub-Class: Philippines, 2010 *(Continued)*

(An establishment with equal capital participation rate may be reported several times)

| 2009<br>PSIC<br>Code | Industry Description  | Nationality with Highest Capital Participation Rate |          |             |           |                        |
|----------------------|---|---|----------|-------------|-----------|------------------------|
|                      |   | Japanese  | Korean   | Singaporean | Taiwanese | Other<br>Nationalities |
|                      |   | (7)   | (8)      | (9)         | (10)      | (11)                   |
|                      | <b>Philippines</b>  | <b>6</b>  | <b>2</b> | <b>1</b>    | <b>1</b>  | <b>14</b>              |
| H49111               | Inter-urban passenger railway transport }                                 |   |          |             |           |                        |
| H49112               | Urban and suburban railway transport }                                    | -   | -        | -           | -         | -                      |
| H49201               | Inter-urban bus line operation  | -   | -        | -           | -         | -                      |
| H49202               | Urban and suburban bus line operation                                     | -   | -        | -           | -         | -                      |
| H49203               | Local bus line operation  | -   | -        | -           | -         | -                      |
| H49204               | Chartered buses operation (e.g. tourist buses)                            | -   | -        | -           | -         | -                      |
| H49205               | Operation of school buses/shuttle   | -   | -        | -           | -         | -                      |
| H49209               | Transport via buses, n.e.c.   | S   | S        | S           | S         | S                      |
| H49310               | Urban or suburban passenger land transport, except<br>by railways and bus | S   | S        | S           | S         | S                      |
| H49323               | Public utility cars and taxicabs operation                                | -   | -        | -           | -         | -                      |
| H49324               | Chartered cars operation (rent-a-car)                                     | -   | -        | -           | -         | -                      |
| H49331               | Truck-for-hire operation (with driver)                                    | -   | -        | -           | -         | -                      |
| H49332               | Freight truck operation   | -   | -        | -           | -         | -                      |
| H49333               | Tank truck delivery services  | -   | -        | -           | -         | -                      |
| H49339               | Freight transport operation, by road, n.e.c.                              | S   | S        | S           | S         | S                      |
| H49400               | Transport via pipeline  | S   | S        | S           | S         | S                      |
| H50111               | Ocean passenger transport   | S   | S        | S           | S         | S                      |
| H50112               | Interisland water passenger transport                                     | -   | -        | -           | -         | -                      |
| H50113               | Renting of ship with operator   | S   | S        | S           | S         | S                      |
| H50121               | Ocean freight transport   | -   | -        | -           | 1         | 1                      |
| H50122               | Interisland water freight transport                                       | 1   | -        | -           | -         | -                      |
| H50123               | Towing and pushing services on coastal and trans-<br>oceanic waters       | -   | -        | -           | -         | -                      |
| H50210               | Inland passenger water transport  | -   | -        | -           | -         | -                      |
| H50220               | Inland freight water transport  | -   | -        | -           | -         | 1                      |
| H51101               | Domestic air passenger transport }  | -   | -        | -           | -         | -                      |
| H51102               | International air passenger transport }                                   |   |          |             |           |                        |
| H51103               | Non-scheduled air passenger transport                                     | -   | -        | -           | -         | -                      |
| H51203               | Non-scheduled air freight transport                                       | S   | S        | S           | S         | S                      |
| H52101               | General bonded warehouses except grain warehouse }                        | -   | -        | -           | -         | -                      |
| H52102               | Grain warehouses }  |   |          |             |           |                        |
| H52103               | Customs bonded warehouses   | -   | -        | -           | -         | -                      |
| H52104               | Cold storage  | 2   | 1        | -           | -         | -                      |
| H52109               | Storage and warehousing, n.e.c.   | 1   | -        | -           | -         | -                      |
| H52211               | Freight terminal facilities for trucking companies                        | -   | -        | -           | -         | -                      |
| H52212               | Operation of parking lots   | -   | -        | -           | -         | 1                      |
| H52213               | Operation of toll roads and bridges                                       | -   | -        | -           | -         | 2                      |
| H52219               | Other supporting land transport activities, n.e.c.                        | -   | -        | -           | -         | -                      |

TABLE 10 Number of Reporting Establishments and Nationality with Highest Capital Participation Rate as of December 31 for Transportation and Storage Establishments for All Employment Sizes by Industry Sub-Class: Philippines, 2010 *(Concluded)*

(An establishment with equal capital participation rate may be reported several times)

| 2009<br>PSIC<br>Code | Industry Description  | Nationality with Highest Capital Participation Rate |        |             |           |                        |
|----------------------|---|---|--------|-------------|-----------|------------------------|
|                      |   | Japanese  | Korean | Singaporean | Taiwanese | Other<br>Nationalities |
|                      |   | (7)   | (8)    | (9)         | (10)      | (11)                   |
| H52220               | Service activities incidental to water transportation                   | -   | -      | -           | -         | -                      |
| H52230               | Service activities incidental to air transportation                     | -   | -      | -           | -         | 1                      |
| H52241               | Containerized cargo handling, auxiliary activity to land transport      | -   | -      | -           | -         | -                      |
| H52242               | Non- containerized cargo handling, auxiliary activity to land transport | -   | -      | -           | -         | -                      |
| H52243               | Cargo handling, auxiliary activity to water transport                   | -   | -      | -           | -         | -                      |
| H52244               | Cargo handling, auxiliary activity to air transport                     | S   | S      | S           | S         | S                      |
| H52291               | Freight forwarding services   | 1   | -      | -           | -         | 3                      |
| H52292               | Customs brokerage (ship and aircraft)                                   | 1   | -      | -           | -         | -                      |
| H52293               | Logistics services  | -   | 1      | 1           | -         | 3                      |
| H52299               | Activities of other transport agencies, n.e.c.                          | -   | -      | -           | -         | -                      |
| H53201               | Private postal service  | S   | S      | S           | S         | S                      |
| H53202               | Messenger service   | -   | -      | -           | -         | -                      |

# **Statistical Tables**

**For Establishments with Total Employment  
of 20 and Over**

**National Tables  
and  
Regional Tables**

TABLE 1a Summary Statistics for Transportation and Storage Establishments with Total Employment of 20 and Over  
by Region and Industry Sub-Class: Philippines, 2010

(Value in thousand pesos. Details may not add up to total due to rounding and/or statistical disclosure control)

| 2009<br>PSIC<br>Code | Region/<br>Industry Description   | Number<br>of<br>Establishments | Employment<br>as of November 15 |                   | Total<br>Compensation | Total<br>Revenue   |
|----------------------|---|--------------------------------|---------------------------------|-------------------|-----------------------|--------------------|
|                      |   |                                | Total                           | Paid<br>Employees |                       |                    |
|                      |   | (1)                            | (2)                             | (3)               | (4)                   | (5)                |
|                      | <b>Philippines</b>  | <b>796</b>                     | <b>123,176</b>                  | <b>121,987</b>    | <b>32,028,231</b>     | <b>266,165,349</b> |
| H49111               | Inter-urban passenger railway transport }                                 |                                |                                 |                   |                       |                    |
| H49112               | Urban and suburban railway transport }                                    | 3                              | 3,455                           | 3,455             | 612,798               | 5,554,526          |
| H49201               | Inter-urban bus line operation  | 49                             | 15,715                          | 15,698            | 2,378,479             | 9,491,491          |
| H49202               | Urban and suburban bus line operation                                     | 20                             | 2,310                           | 2,113             | 206,284               | 838,502            |
| H49203               | Local bus line operation  | 31                             | 2,694                           | 2,622             | 310,709               | 1,284,717          |
| H49204               | Chartered buses operation (e.g. tourist buses)                            | 24                             | 2,220                           | 2,212             | 414,415               | 1,553,211          |
| H49205               | Operation of school buses/shuttle   | 5                              | 332                             | 327               | 47,074                | 310,999            |
| H49310               | Urban or suburban passenger land transport,<br>except by railways and bus | s                              | s                               | s                 | s                     | s                  |
| H49323               | Public utility cars and taxicabs operation }                              | 13                             | 936                             | 936               | 129,338               | 700,372            |
| H49324               | Chartered cars operation (rent-a-car) }                                   |                                |                                 |                   |                       |                    |
| H49331               | Truck-for-hire operation (with driver)                                    | 4                              | 222                             | 222               | 18,245                | 66,232             |
| H49332               | Freight truck operation   | 130                            | 7,452                           | 7,433             | 895,418               | 5,732,905          |
| H49339               | Freight transport operation, by road, n.e.c.                              | s                              | s                               | s                 | s                     | s                  |
| H49400               | Transport via pipeline  | s                              | s                               | s                 | s                     | s                  |
| H50111               | Ocean passenger transport   | s                              | s                               | s                 | s                     | s                  |
| H50112               | Interisland water passenger transport                                     | 41                             | 10,716                          | 10,164            | 1,985,339             | 15,860,091         |
| H50113               | Renting of ship with operator   | s                              | s                               | s                 | s                     | s                  |
| H50121               | Ocean freight transport   | 13                             | 1,202                           | 1,192             | 514,947               | 8,986,461          |
| H50122               | Interisland water freight transport                                       | 41                             | 4,874                           | 4,836             | 1,705,749             | 21,378,233         |
| H50123               | Towing and pushing services on coastal and trans-<br>oceanic waters       | s                              | s                               | s                 | s                     | s                  |
| H50210               | Inland passenger water transport }  | 5                              | 140                             | 133               | 19,587                | 96,782             |
| H50220               | Inland freight water transport }  |                                |                                 |                   |                       |                    |
| H51101               | Domestic air passenger transport }  | 4                              | 11,405                          | 11,405            | 9,513,684             | 100,935,851        |
| H51102               | International air passenger transport }                                   |                                |                                 |                   |                       |                    |
| H51103               | Non-scheduled air passenger transport                                     | 6                              | 276                             | 276               | 164,015               | 1,584,613          |
| H51203               | Non-scheduled air freight transport                                       | s                              | s                               | s                 | s                     | s                  |
| H52101               | General bonded warehouses except grain warehouse }                        |                                |                                 |                   |                       |                    |
| H52103               | Customs bonded warehouses }   | 7                              | 310                             | 310               | 87,269                | 1,150,294          |
| H52104               | Cold storage  | 20                             | 1,373                           | 1,371             | 376,010               | 3,856,640          |
| H52109               | Storage and warehousing, n.e.c.   | 9                              | 2,657                           | 2,657             | 371,522               | 3,628,105          |
| H52211               | Freight terminal facilities for trucking companies                        | s                              | s                               | s                 | s                     | s                  |
| H52212               | Operation of parking lots   | 7                              | 1,009                           | 1,009             | 170,366               | 480,845            |
| H52213               | Operation of toll roads and bridges                                       | 7                              | 2,072                           | 2,072             | 852,904               | 13,101,179         |
| H52219               | Other supporting land transport activities, n.e.c.                        | s                              | s                               | s                 | s                     | s                  |
| H52220               | Service activities incidental to water transportation                     | 78                             | 13,636                          | 13,569            | 2,359,038             | 13,123,244         |

TABLE 1a Summary Statistics for Transportation and Storage Establishments with Total Employment of 20 and Over  
by Region and Industry Sub-Class: Philippines, 2010 *(Continued)*

(Value in thousand pesos. Details may not add up to total due to rounding and/or statistical disclosure control)

| 2009<br>PSIC<br>Code           | Region/<br>Industry Description   | Number<br>of<br>Establishments | Employment<br>as of November 15 |                   | Total<br>Compensation | Total<br>Revenue   |
|--------------------------------|---|--------------------------------|---------------------------------|-------------------|-----------------------|--------------------|
|                                |   |                                | Total                           | Paid<br>Employees |                       |                    |
|                                |   | (1)                            | (2)                             | (3)               | (4)                   | (5)                |
| H52230                         | Service activities incidental to air transportation                     | 3                              | 824                             | 824               | 144,676               | 367,570            |
| H52241                         | Containerized cargo handling, auxiliary activity to land transport      | 4                              | 1,710                           | 1,710             | 805,148               | 12,156,376         |
| H52242                         | Non- containerized cargo handling, auxiliary activity to land transport | s                              | s                               | s                 | s                     | s                  |
| H52243                         | Cargo handling, auxiliary activity to water transport }                 | 11                             | 1,993                           | 1,863             | 474,516               | 928,882            |
| H52244                         | Cargo handling, auxiliary activity to air transport }                   |                                |                                 |                   |                       |                    |
| H52291                         | Freight forwarding services   | 121                            | 10,484                          | 10,450            | 2,648,495             | 12,711,104         |
| H52292                         | Customs brokerage (ship and aircraft)                                   | 46                             | 4,410                           | 4,401             | 638,932               | 2,843,649          |
| H52293                         | Logistics services  | 36                             | 5,968                           | 5,968             | 1,493,455             | 12,378,057         |
| H53202                         | Messenger service   | 45                             | 11,371                          | 11,364            | 2,312,930             | 12,154,972         |
| <b>National Capital Region</b> |   | <b>466</b>                     | <b>77,242</b>                   | <b>76,931</b>     | <b>26,052,687</b>     | <b>228,297,595</b> |
| H49111                         | Inter-urban passenger railway transport }                               |                                |                                 |                   |                       |                    |
| H49112                         | Urban and suburban railway transport }                                  | 3                              | 3,455                           | 3,455             | 612,798               | 5,554,526          |
| H49201                         | Inter-urban bus line operation  | 18                             | 6,417                           | 6,417             | 1,350,292             | 5,195,576          |
| H49202                         | Urban and suburban bus line operation                                   | 16                             | 1,388                           | 1,191             | 115,709               | 401,170            |
| H49203                         | Local bus line operation  | 4                              | 277                             | 277               | 28,369                | 78,824             |
| H49204                         | Chartered buses operation (e.g. tourist buses)                          | 18                             | 1,959                           | 1,951             | 395,938               | 1,424,623          |
| H49205                         | Operation of school buses/shuttle                                       | 3                              | 87                              | 87                | 16,677                | 92,145             |
| H49323                         | Public utility cars and taxicabs operation }                            | 7                              | 597                             | 597               | 100,655               | 493,265            |
| H49324                         | Chartered cars operation (rent-a-car) }                                 |                                |                                 |                   |                       |                    |
| H49331                         | Truck-for-hire operation (with driver)                                  | s                              | s                               | s                 | s                     | s                  |
| H49332                         | Freight truck operation   | 58                             | 3,565                           | 3,555             | 454,751               | 2,300,619          |
| H49339                         | Freight transport operation, by road, n.e.c.                            | s                              | s                               | s                 | s                     | s                  |
| H49400                         | Transport via pipeline  | s                              | s                               | s                 | s                     | s                  |
| H50111                         | Ocean passenger transport }   |                                |                                 |                   |                       |                    |
| H50112                         | Interisland water passenger transport }                                 | 9                              | 3,067                           | 3,057             | 1,213,049             | 9,166,527          |
| H50113                         | Renting of ship with operator   | s                              | s                               | s                 | s                     | s                  |
| H50121                         | Ocean freight transport   | 11                             | 876                             | 866               | 456,005               | 8,618,712          |
| H50122                         | Interisland water freight transport                                     | 23                             | 3,701                           | 3,671             | 1,497,972             | 19,846,570         |
| H50123                         | Towing and pushing services on coastal and trans-oceanic waters         | s                              | s                               | s                 | s                     | s                  |
| H50210                         | Inland passenger water transport  | s                              | s                               | s                 | s                     | s                  |
| H51101                         | Domestic air passenger transport }                                      | 3                              | 10,761                          | 10,761            | 9,386,263             | 98,438,706         |
| H51102                         | International air passenger transport }                                 |                                |                                 |                   |                       |                    |
| H51103                         | Non-scheduled air passenger transport                                   | 5                              | 206                             | 206               | 139,048               | 1,479,520          |

TABLE 1a Summary Statistics for Transportation and Storage Establishments with Total Employment of 20 and Over  
by Region and Industry Sub-Class: Philippines, 2010 *(Continued)*

(Value in thousand pesos. Details may not add up to total due to rounding and/or statistical disclosure control)

| 2009<br>PSIC<br>Code                    | Region/<br>Industry Description                                    | Number<br>of<br>Establishments | Employment<br>as of November 15 |                   | Total<br>Compensation | Total<br>Revenue |
|---|--|--------------------------------|---------------------------------|-------------------|-----------------------|------------------|
|   |  |                                | Total                           | Paid<br>Employees |                       |                  |
|   |  | (1)                            | (2)                             | (3)               | (4)                   | (5)              |
| H52103                                  | Customs bonded warehouses  | 5                              | 225                             | 225               | 56,385                | 504,239          |
| H52104                                  | Cold storage   | 12                             | 756                             | 754               | 254,980               | 2,507,245        |
| H52109                                  | Storage and warehousing, n.e.c.                                    | 4                              | 2,461                           | 2,461             | 327,580               | 985,093          |
| H52211                                  | Freight terminal facilities for trucking companies                 | s                              | s                               | s                 | s                     | s                |
| H52212                                  | Operation of parking lots  | 7                              | 1,009                           | 1,009             | 170,366               | 480,845          |
| H52213                                  | Operation of toll roads and bridges                                | 7                              | 2,072                           | 2,072             | 852,904               | 13,101,179       |
| H52219                                  | Other supporting land transport activities, n.e.c.                 | s                              | s                               | s                 | s                     | s                |
| H52220                                  | Service activities incidental to water transportation              | 17                             | 2,801                           | 2,801             | 1,124,488             | 8,811,407        |
| H52230                                  | Service activities incidental to air transportation                | s                              | s                               | s                 | s                     | s                |
| H52241                                  | Containerized cargo handling, auxiliary activity to land transport | 3                              | 1,578                           | 1,578             | 815,872               | 11,803,716       |
| H52244                                  | Cargo handling, auxiliary activity to air transport                |                                |                                 |                   |                       |                  |
| H52291                                  | Freight forwarding services  | 108                            | 9,000                           | 8,966             | 2,303,041             | 10,616,965       |
| H52292                                  | Customs brokerage (ship and aircraft)                              | 41                             | 4,112                           | 4,112             | 582,235               | 2,615,547        |
| H52293                                  | Logistics services   | 30                             | 4,314                           | 4,314             | 1,203,192             | 10,339,906       |
| H53202                                  | Messenger service  | 44                             | 11,271                          | 11,264            | 2,300,741             | 12,108,441       |
| <b>Cordillera Administrative Region</b> |  | <b>3</b>                       | <b>175</b>                      | <b>174</b>        | <b>10,538</b>         | <b>34,858</b>    |
| H49201                                  | Inter-urban bus line operation                                     | 3                              | 175                             | 174               | 10,537                | 34,858           |
| H49203                                  | Local bus line operation   |                                |                                 |                   |                       |                  |
| <b>I-Ilocos Region</b>                  |  | <b>6</b>                       | <b>407</b>                      | <b>400</b>        | <b>19,478</b>         | <b>96,815</b>    |
| H49201                                  | Inter-urban bus line operation                                     | s                              | s                               | s                 | s                     | s                |
| H49204                                  | Chartered buses operation (e.g. tourist buses)                     | s                              | s                               | s                 | s                     | s                |
| H49332                                  | Freight truck operation  | s                              | s                               | s                 | s                     | s                |
| H52104                                  | Cold storage   | s                              | s                               | s                 | s                     | s                |
| <b>II - Cagayan Valley</b>              |  | <b>3</b>                       | <b>114</b>                      | <b>105</b>        | <b>18,035</b>         | <b>63,815</b>    |
| H49201                                  | Inter-urban bus line operation                                     | s                              | s                               | s                 | s                     | s                |
| H50122                                  | Interisland water freight transport                                | s                              | s                               | s                 | s                     | s                |

TABLE 1a Summary Statistics for Transportation and Storage Establishments with Total Employment of 20 and Over  
by Region and Industry Sub-Class: Philippines, 2010 *(Continued)*

(Value in thousand pesos. Details may not add up to total due to rounding and/or statistical disclosure control)

| 2009<br>PSIC<br>Code | Region/<br>Industry Description   | Number<br>of<br>Establishments | Employment<br>as of November 15 |                   | Total<br>Compensation | Total<br>Revenue |
|----------------------|---|--------------------------------|---------------------------------|-------------------|-----------------------|------------------|
|                      |   |                                | Total                           | Paid<br>Employees |                       |                  |
|                      |   | (1)                            | (2)                             | (3)               | (4)                   | (5)              |
| III - Central Luzon  |   | 26                             | 5,188                           | 4,999             | 919,465               | 6,069,471        |
| H49201               | Inter-urban bus line operation  | 5                              | 2,043                           | 2,040             | 265,510               | 1,006,153        |
| H49203               | Local bus line operation  | 3                              | 172                             | 123               | 11,125                | 44,978           |
| H49204               | Chartered buses operation (e.g. tourist buses)                            |                                |                                 |                   |                       |                  |
| H49332               | Freight truck operation   | 7                              | 328                             | 323               | 46,961                | 440,461          |
| H51101               | Domestic air passenger transport  | s                              | s                               | s                 | s                     | s                |
| H52101               | General bonded warehouses except grain warehouse                          | s                              | s                               | s                 | s                     | s                |
| H52109               | Storage and warehousing, n.e.c.   | s                              | s                               | s                 | s                     | s                |
| H52230               | Service activities incidental to air transportation                       |                                |                                 |                   |                       |                  |
| H52241               | Containerized cargo handling, auxiliary activity<br>to land transport     | 5                              | 1,644                           | 1,514             | 367,946               | 1,143,572        |
| H52244               | Cargo handling, auxiliary activity to air transport                       |                                |                                 |                   |                       |                  |
| H52291               | Freight forwarding services   |                                |                                 |                   |                       |                  |
| H52292               | Customs brokerage (ship and aircraft)                                     | 3                              | 226                             | 224               | 56,964                | 274,812          |
| H52293               | Logistics services  |                                |                                 |                   |                       |                  |
| IVA - CALABARZON     |   | 60                             | 6,943                           | 6,937             | 786,154               | 8,265,337        |
| H49201               | Inter-urban bus line operation  | 10                             | 1,028                           | 1,028             | 87,308                | 494,312          |
| H49202               | Urban and suburban bus line operation                                     | 3                              | 544                             | 544               | 33,996                | 157,659          |
| H49203               | Local bus line operation  | 4                              | 150                             | 149               | 8,535                 | 58,803           |
| H49204               | Chartered buses operation (e.g. tourist buses)                            |                                |                                 |                   |                       |                  |
| H49205               | Operation of school buses/shuttle   | 3                              | 267                             | 262               | 32,371                | 264,627          |
| H49310               | Urban or suburban passenger land transport, except<br>by railways and bus | s                              | s                               | s                 | s                     | s                |
| H49332               | Freight truck operation   | 21                             | 1,234                           | 1,234             | 107,913               | 603,512          |
| H50112               | Interisland water passenger transport                                     |                                |                                 |                   |                       |                  |
| H50122               | Interisland water freight transport                                       | 3                              | 1,847                           | 1,847             | 221,872               | 2,026,833        |
| H52104               | Cold storage  | 7                              | 589                             | 589               | 136,591               | 3,793,981        |
| H52109               | Storage and warehousing, n.e.c.   |                                |                                 |                   |                       |                  |
| H52220               | Service activities incidental to water transportation                     | 3                              | 440                             | 440               | 56,780                | 469,763          |
| H52243               | Cargo handling, auxiliary activity to water transport                     | s                              | s                               | s                 | s                     | s                |
| H52291               | Freight forwarding services   |                                |                                 |                   |                       |                  |
| H52293               | Logistics services  | 4                              | 655                             | 655               | 79,227                | 323,704          |

TABLE 1a Summary Statistics for Transportation and Storage Establishments with Total Employment of 20 and Over  
by Region and Industry Sub-Class: Philippines, 2010 *(Continued)*

(Value in thousand pesos. Details may not add up to total due to rounding and/or statistical disclosure control)

| 2009<br>PSIC<br>Code | Region/<br>Industry Description  | Number<br>of<br>Establishments | Employment<br>as of November 15 |                   | Total<br>Compensation | Total<br>Revenue  |
|----------------------|--|--------------------------------|---------------------------------|-------------------|-----------------------|-------------------|
|                      |  |                                | Total                           | Paid<br>Employees |                       |                   |
|                      |  | (1)                            | (2)                             | (3)               | (4)                   | (5)               |
|                      | <b>IVB - MIMAROPA</b>  | <b>10</b>                      | <b>475</b>                      | <b>472</b>        | <b>38,882</b>         | <b>167,014</b>    |
| H49203               | Local bus line operation   | s                              | s                               | s                 | s                     | s                 |
| H50122               | Interisland water freight transport  | s                              | s                               | s                 | s                     | s                 |
| H52220               | Service activities incidental to water transportation                      | 7                              | 342                             | 342               | 27,786                | 88,389            |
| H52242               | Non- containerized cargo handling, auxiliary activity<br>to land transport | s                              | s                               | s                 | s                     | s                 |
|                      | <b>V - Bicol Region</b>  | <b>18</b>                      | <b>1,732</b>                    | <b>1,721</b>      | <b>165,707</b>        | <b>683,888</b>    |
| H49201               | Inter-urban bus line operation   | }                              |                                 |                   |                       |                   |
| H49203               | Local bus line operation   | }                              | 5                               | 380               | 380                   | 41,508            |
| H49332               | Freight truck operation  | s                              | s                               | s                 | s                     | s                 |
| H50112               | Interisland water passenger transport                                      | s                              | s                               | s                 | s                     | s                 |
| H50122               | Interisland water freight transport  | s                              | s                               | s                 | s                     | s                 |
| H50210               | Inland passenger water transport   | s                              | s                               | s                 | s                     | s                 |
| H52220               | Service activities incidental to water transportation                      | 8                              | 725                             | 718               | 67,491                | 182,375           |
| H52291               | Freight forwarding services  | s                              | s                               | s                 | s                     | s                 |
|                      | <b>VI - Western Visayas</b>  | <b>28</b>                      | <b>3,404</b>                    | <b>3,394</b>      | <b>371,662</b>        | <b>1,424,676</b>  |
| H49201               | Inter-urban bus line operation   | }                              |                                 |                   |                       |                   |
| H49203               | Local bus line operation   | }                              | 7                               | 1,934             | 1,932                 | 270,149           |
| H49204               | Chartered buses operation (e.g. tourist buses)                             | }                              |                                 |                   |                       |                   |
| H49332               | Freight truck operation  | 8                              | 248                             | 248               | 19,522                | 60,536            |
| H50112               | Interisland water passenger transport                                      | }                              |                                 |                   |                       |                   |
| H50122               | Interisland water freight transport  | }                              | 5                               | 252               | 252                   | 35,124            |
| H50210               | Inland passenger water transport   | s                              | s                               | s                 | s                     | s                 |
| H52109               | Storage and warehousing, n.e.c.  | s                              | s                               | s                 | s                     | s                 |
| H52220               | Service activities incidental to water transportation                      | 3                              | 782                             | 782               | 29,213                | 89,693            |
| H52291               | Freight forwarding services  | }                              | 3                               | 137               | 130                   | 11,799            |
| H52292               | Customs brokerage (ship and aircraft)                                      | }                              |                                 |                   |                       |                   |
|                      | <b>VII - Central Visayas</b>   | <b>76</b>                      | <b>9,626</b>                    | <b>9,253</b>      | <b>1,491,006</b>      | <b>12,035,142</b> |
| H49203               | Local bus line operation   | 3                              | 123                             | 110               | 7,627                 | 21,317            |

TABLE 1a Summary Statistics for Transportation and Storage Establishments with Total Employment of 20 and Over  
by Region and Industry Sub-Class: Philippines, 2010 *(Continued)*

(Value in thousand pesos. Details may not add up to total due to rounding and/or statistical disclosure control)

| 2009<br>PSIC<br>Code            | Region/<br>Industry Description                       | Number<br>of<br>Establishments | Employment<br>as of November 15 |                   | Total<br>Compensation | Total<br>Revenue |
|---------------------------------|---|--------------------------------|---------------------------------|-------------------|-----------------------|------------------|
|                                 |   |                                | Total                           | Paid<br>Employees |                       |                  |
|                                 |   | (1)                            | (2)                             | (3)               | (4)                   | (5)              |
| H49323                          | Public utility cars and taxicabs operation            | 5                              | 203                             | 203               | 24,788                | 148,681          |
| H49331                          | Truck-for-hire operation (with driver)                | s                              | s                               | s                 | s                     | s                |
| H49332                          | Freight truck operation                               | 11                             | 674                             | 674               | 107,818               | 1,134,056        |
| H50112                          | Interisland water passenger transport                 | 22                             | 4,784                           | 4,480             | 592,311               | 5,945,594        |
| H50121                          | Ocean freight transport                               | }                              | 10                              | 754               | 116,839               | 783,716          |
| H50122                          | Interisland water freight transport                   |                                |                                 |                   |                       |                  |
| H50210                          | Inland passenger water transport                      | s                              | s                               | s                 | s                     | s                |
| H50220                          | Inland freight water transport                        | s                              | s                               | s                 | s                     | s                |
| H51103                          | Non-scheduled air passenger transport                 | s                              | s                               | s                 | s                     | s                |
| H51203                          | Non-scheduled air freight transport                   | s                              | s                               | s                 | s                     | s                |
| H52104                          | Cold storage  | s                              | s                               | s                 | s                     | s                |
| H52211                          | Freight terminal facilities for trucking companies    | s                              | s                               | s                 | s                     | s                |
| H52220                          | Service activities incidental to water transportation | 8                              | 1,026                           | 975               | 209,529               | 669,284          |
| H52243                          | Cargo handling, auxiliary activity to water transport | s                              | s                               | s                 | s                     | s                |
| H52291                          | Freight forwarding services                           | 4                              | 322                             | 322               | 121,988               | 1,190,223        |
| H52292                          | Customs brokerage (ship and aircraft)                 | }                              | 3                               | 1,076             | 225,878               | 1,750,718        |
| H52293                          | Logistics services                                    |                                |                                 |                   |                       |                  |
| H53202                          | Messenger service                                     | s                              | s                               | s                 | s                     | s                |
| <b>VIII - Eastern Visayas</b>   |   | <b>14</b>                      | <b>873</b>                      | <b>860</b>        | <b>57,787</b>         | <b>255,567</b>   |
| H49201                          | Inter-urban bus line operation                        | }                              | 4                               | 280               | 13,357                | 71,140           |
| H49203                          | Local bus line operation                              |                                |                                 |                   |                       |                  |
| H49204                          | Chartered buses operation (e.g. tourist buses)        |                                |                                 |                   |                       |                  |
| H50112                          | Interisland water passenger transport                 | s                              | s                               | s                 | s                     | s                |
| H50122                          | Interisland water freight transport                   | s                              | s                               | s                 | s                     | s                |
| H52109                          | Storage and warehousing, n.e.c.                       | s                              | s                               | s                 | s                     | s                |
| H52220                          | Service activities incidental to water transportation | }                              | 7                               | 452               | 38,455                | 76,245           |
| H52243                          | Cargo handling, auxiliary activity to water transport |                                |                                 |                   |                       |                  |
| <b>IX - Zamboanga Peninsula</b> |   | <b>9</b>                       | <b>2,234</b>                    | <b>2,000</b>      | <b>201,195</b>        | <b>831,541</b>   |
| H50112                          | Interisland water passenger transport                 | 5                              | 940                             | 706               | 72,301                | 629,301          |
| H52220                          | Service activities incidental to water transportation | }                              | 4                               | 1,294             | 128,894               | 202,240          |
| H52243                          | Cargo handling, auxiliary activity to water transport |                                |                                 |                   |                       |                  |

TABLE 1a Summary Statistics for Transportation and Storage Establishments with Total Employment of 20 and Over  
by Region and Industry Sub-Class: Philippines, 2010 *(Continued)*

(Value in thousand pesos. Details may not add up to total due to rounding and/or statistical disclosure control)

| 2009<br>PSIC<br>Code  | Region/<br>Industry Description                                 | Number<br>of<br>Establishments | Employment<br>as of November 15 |                   | Total<br>Compensation | Total<br>Revenue |
|-----------------------|---|--------------------------------|---------------------------------|-------------------|-----------------------|------------------|
|                       |   |                                | Total                           | Paid<br>Employees |                       |                  |
|                       |   | (1)                            | (2)                             | (3)               | (4)                   | (5)              |
| X - Northern Mindanao |   | 27                             | 6,514                           | 6,511             | 585,806               | 1,663,443        |
| H49201                | Inter-urban bus line operation                                  | 3                              | 2,788                           | 2,785             | 225,099               | 855,344          |
| H49204                | Chartered buses operation (e.g. tourist buses)                  | s                              | s                               | s                 | s                     | s                |
| H49332                | Freight truck operation   | 8                              | 396                             | 396               | 30,712                | 175,595          |
| H50112                | Interisland water passenger transport                           | s                              | s                               | s                 | s                     | s                |
| H52220                | Service activities incidental to water transportation           | 8                              | 2,455                           | 2,455             | 139,204               | 180,790          |
| H52243                | Cargo handling, auxiliary activity to water transport           | 3                              | 492                             | 492               | 155,278               | 317,881          |
| H52291                | Freight forwarding services                                     | s                              | s                               | s                 | s                     | s                |
| H52292                | Customs brokerage (ship and aircraft)                           | s                              | s                               | s                 | s                     | s                |
| XI - Davao Region     |   | 30                             | 5,556                           | 5,540             | 1,039,309             | 4,978,641        |
| H49202                | Urban and suburban bus line operation                           | }                              | 7                               | 1,822             | 284,647               | 1,209,366        |
| H49203                | Local bus line operation  |                                |                                 |                   |                       |                  |
| H49323                | Public utility cars and taxicabs operation                      | s                              | s                               | s                 | s                     | s                |
| H49332                | Freight truck operation   | 9                              | 699                             | 699               | 98,487                | 835,378          |
| H50123                | Towing and pushing services on coastal and trans-oceanic waters | s                              | s                               | s                 | s                     | s                |
| H52103                | Customs bonded warehouses                                       | s                              | s                               | s                 | s                     | s                |
| H52220                | Service activities incidental to water transportation           | 8                              | 2,375                           | 2,375             | 481,426               | 2,117,482        |
| H52291                | Freight forwarding services                                     | }                              | 3                               | 423               | 138,895               | 649,357          |
| H52292                | Customs brokerage (ship and aircraft)                           |                                |                                 |                   |                       |                  |
| XII - SOCCSKSARGEN    |   | a/ 15                          | a/ 2,384                        | a/ 2,378          | a/ 242,496            | a/ 1,197,804     |
| H49201                | Inter-urban bus line operation                                  | s                              | s                               | s                 | s                     | s                |
| H49332                | Freight truck operation   | 5                              | 171                             | 168               | 17,283                | 100,048          |
| H50122                | Interisland water freight transport                             | s                              | s                               | s                 | s                     | s                |
| H52104                | Cold storage  | s                              | s                               | s                 | s                     | s                |
| H52220                | Service activities incidental to water transportation           | b/ 4                           | b/ 952                          | b/ 952            | b/ 62,503             | b/ 226,493       |
| H52243                | Cargo handling, auxiliary activity to water transport           | s                              | s                               | s                 | s                     | s                |
| H52291                | Freight forwarding services                                     | s                              | s                               | s                 | s                     | s                |

TABLE 1a Summary Statistics for Transportation and Storage Establishments with Total Employment of 20 and Over  
by Region and Industry Sub-Class: Philippines, 2010 *(Continued)*

(Value in thousand pesos. Details may not add up to total due to rounding and/or statistical disclosure control)

| 2009<br>PSIC<br>Code | Region/<br>Industry Description                       | Number<br>of<br>Establishments | Employment<br>as of November 15 |                   | Total<br>Compensation | Total<br>Revenue |
|----------------------|---|--------------------------------|---------------------------------|-------------------|-----------------------|------------------|
|                      |   |                                | Total                           | Paid<br>Employees |                       |                  |
|                      |   | (1)                            | (2)                             | (3)               | (4)                   | (5)              |
|                      | <b>XIII - Caraga</b>                                  | <b>5</b>                       | <b>311</b>                      | <b>311</b>        | <b>28,025</b>         | <b>99,743</b>    |
| H49331               | Truck-for-hire operation (with driver)                | s                              | s                               | s                 | s                     | s                |
| H49332               | Freight truck operation                               | s                              | s                               | s                 | s                     | s                |
| H52220               | Service activities incidental to water transportation | s                              | s                               | s                 | s                     | s                |
|                      | <b>Autonomous Region in Muslim Mindanao</b>           | <b>c/</b>                      | <b>c/</b>                       | <b>c/</b>         | <b>c/</b>             | <b>c/</b>        |
| H52220               | Service activities incidental to water transportation | d/                             | d/                              | d/                | d/                    | d/               |

TABLE 1a Summary Statistics for Transportation and Storage Establishments with Total Employment of 20 and Over  
by Region and Industry Sub-Class: Philippines, 2010 *(Continued)*

(Value in thousand pesos. Details may not add up to total due to rounding and/or statistical disclosure control)

| 2009<br>PSIC<br>Code | Region/<br>Industry Description   | Total Cost         | Value Added        | Gross Additions<br>to Fixed Assets | Change<br>in Inventories | Subsidies        |
|----------------------|---|--------------------|--------------------|------------------------------------|--------------------------|------------------|
|                      |   | (6)                | (7)                | (8)                                | (9)                      | (10)             |
|                      | <b>Philippines</b>  | <b>190,752,009</b> | <b>105,471,724</b> | <b>19,166,048</b>                  | <b>1,685,540</b>         | <b>5,835,100</b> |
| H49111               | Inter-urban passenger railway transport }                                 |                    |                    |                                    |                          |                  |
| H49112               | Urban and suburban railway transport }                                    | 9,681,989          | 127,854            | 260,032                            | (155,912)                | 5,818,111        |
| H49201               | Inter-urban bus line operation  | 6,611,177          | 3,915,366          | 592,526                            | 77,266                   | -                |
| H49202               | Urban and suburban bus line operation                                     | 549,511            | 389,470            | 22,710                             | (598)                    | -                |
| H49203               | Local bus line operation  | 962,401            | 542,501            | 115,447                            | 30,674                   | -                |
| H49204               | Chartered buses operation (e.g. tourist buses)                            | 995,000            | 985,692            | 123,408                            | (508)                    | -                |
| H49205               | Operation of school buses/shuttle   | 249,746            | 97,134             | 15,940                             | 1,052                    | -                |
| H49310               | Urban or suburban passenger land transport,<br>except by railways and bus | s                  | s                  | s                                  | s                        | s                |
| H49323               | Public utility cars and taxicabs operation }                              | 520,625            | 345,435            | 36,712                             | 3,035                    | -                |
| H49324               | Chartered cars operation (rent-a-car) }                                   |                    |                    |                                    |                          |                  |
| H49331               | Truck-for-hire operation (with driver)                                    | 37,262             | 39,876             | -                                  | (306)                    | -                |
| H49332               | Freight truck operation   | 3,918,994          | 2,321,017          | 401,415                            | 20,406                   | -                |
| H49339               | Freight transport operation, by road, n.e.c.                              | s                  | s                  | s                                  | s                        | s                |
| H49400               | Transport via pipeline  | s                  | s                  | s                                  | s                        | s                |
| H50111               | Ocean passenger transport   | s                  | s                  | s                                  | s                        | s                |
| H50112               | Interisland water passenger transport                                     | 14,188,012         | 5,274,286          | 4,075,574                          | 923,489                  | -                |
| H50113               | Renting of ship with operator   | s                  | s                  | s                                  | s                        | s                |
| H50121               | Ocean freight transport   | 2,403,605          | 7,065,136          | 13,173                             | 22,675                   | -                |
| H50122               | Interisland water freight transport                                       | 17,003,891         | 6,333,137          | 754,158                            | (9,401)                  | 11,005           |
| H50123               | Towing and pushing services on coastal and trans-<br>oceanic waters       | s                  | s                  | s                                  | s                        | s                |
| H50210               | Inland passenger water transport }  | 63,594             | 40,172             | 280                                | 343                      | -                |
| H50220               | Inland freight water transport }  |                    |                    |                                    |                          |                  |
| H51101               | Domestic air passenger transport }  | 83,634,983         | 26,520,235         | 8,396,823                          | 560,267                  | -                |
| H51102               | International air passenger transport }                                   |                    |                    |                                    |                          |                  |
| H51103               | Non-scheduled air passenger transport                                     | 974,804            | 754,992            | 703,615                            | 2,174                    | -                |
| H51203               | Non-scheduled air freight transport                                       | s                  | s                  | s                                  | s                        | s                |
| H52101               | General bonded warehouses except grain warehouse }                        |                    |                    |                                    |                          |                  |
| H52103               | Customs bonded warehouses }   | 664,639            | 599,256            | 29,540                             | 29                       | -                |
| H52104               | Cold storage  | 2,895,609          | 1,244,153          | 217,065                            | 2,717                    | 5,984            |
| H52109               | Storage and warehousing, n.e.c.   | 3,182,261          | 723,359            | 589,264                            | 149,996                  | -                |
| H52211               | Freight terminal facilities for trucking companies                        | s                  | s                  | s                                  | s                        | s                |
| H52212               | Operation of parking lots   | 252,668            | 244,682            | 14,725                             | 560                      | -                |
| H52213               | Operation of toll roads and bridges                                       | 5,557,455          | 9,151,634          | 53,537                             | (3,114)                  | -                |
| H52219               | Other supporting land transport activities, n.e.c.                        | s                  | s                  | s                                  | s                        | s                |
| H52220               | Service activities incidental to water transportation                     | 5,839,306          | 8,870,955          | 693,897                            | 21,654                   | -                |
| H52230               | Service activities incidental to air transportation                       | 247,075            | 165,839            | 56,888                             | 325                      | -                |

TABLE 1a Summary Statistics for Transportation and Storage Establishments with Total Employment of 20 and Over  
by Region and Industry Sub-Class: Philippines, 2010 *(Continued)*

(Value in thousand pesos. Details may not add up to total due to rounding and/or statistical disclosure control)

| 2009<br>PSIC<br>Code           | Region/<br>Industry Description   | Total Cost         | Value Added       | Gross Additions<br>to Fixed Assets | Change<br>in Inventories | Subsidies        |
|--------------------------------|---|--------------------|-------------------|------------------------------------|--------------------------|------------------|
|                                |   | (6)                | (7)               | (8)                                | (9)                      | (10)             |
| H52241                         | Containerized cargo handling, auxiliary activity to land transport      | 4,765,066          | 9,149,631         | 240,045                            | 33,952                   | -                |
| H52242                         | Non- containerized cargo handling, auxiliary activity to land transport | s                  | s                 | s                                  | s                        | s                |
| H52243                         | Cargo handling, auxiliary activity to water transport                   | 516,333            | 643,716           | 48,744                             | 5,693                    | -                |
| H52244                         | Cargo handling, auxiliary activity to air transport                     |                    |                   |                                    |                          |                  |
| H52291                         | Freight forwarding services   | 7,916,511          | 5,393,151         | 481,754                            | (4,291)                  | -                |
| H52292                         | Customs brokerage (ship and aircraft)                                   | 1,603,190          | 1,353,490         | 93,427                             | (4,653)                  | -                |
| H52293                         | Logistics services  | 6,013,649          | 6,880,119         | 299,672                            | 7,053                    | -                |
| H53202                         | Messenger service   | 7,146,424          | 5,326,588         | 441,138                            | 921                      | -                |
| <b>National Capital Region</b> |   | <b>162,357,591</b> | <b>91,156,067</b> | <b>17,159,484</b>                  | <b>476,939</b>           | <b>5,826,784</b> |
| H49111                         | Inter-urban passenger railway transport                                 |                    |                   |                                    |                          |                  |
| H49112                         | Urban and suburban railway transport                                    | 9,681,989          | 127,854           | 260,032                            | (155,912)                | 5,818,111        |
| H49201                         | Inter-urban bus line operation  | 3,559,504          | 2,167,443         | 372,538                            | 61,074                   | -                |
| H49202                         | Urban and suburban bus line operation                                   | 258,253            | 205,795           | 22,710                             | (857)                    | -                |
| H49203                         | Local bus line operation  | 69,452             | 46,878            | 18,316                             | 1,602                    | -                |
| H49204                         | Chartered buses operation (e.g. tourist buses)                          | 902,196            | 930,789           | 123,408                            | (110)                    | -                |
| H49205                         | Operation of school buses/shuttle                                       | 52,770             | 44,830            | 15,940                             | 1,052                    | -                |
| H49323                         | Public utility cars and taxicabs operation                              | 372,206            | 234,208           | 35,857                             | 24                       | -                |
| H49324                         | Chartered cars operation (rent-a-car)                                   |                    |                   |                                    |                          |                  |
| H49331                         | Truck-for-hire operation (with driver)                                  | s                  | s                 | s                                  | s                        | s                |
| H49332                         | Freight truck operation   | 1,721,766          | 823,636           | 188,519                            | 3,509                    | -                |
| H49339                         | Freight transport operation, by road, n.e.c.                            | s                  | s                 | s                                  | s                        | s                |
| H49400                         | Transport via pipeline  | s                  | s                 | s                                  | s                        | s                |
| H50111                         | Ocean passenger transport   |                    |                   |                                    |                          |                  |
| H50112                         | Interisland water passenger transport                                   | 8,434,001          | 2,673,370         | 3,806,145                          | (53,409)                 | -                |
| H50113                         | Renting of ship with operator   | s                  | s                 | s                                  | s                        | s                |
| H50121                         | Ocean freight transport   | 2,155,682          | 6,880,691         | 13,101                             | 22,709                   | -                |
| H50122                         | Interisland water freight transport                                     | 15,810,683         | 5,744,660         | 573,825                            | (761)                    | 2,689            |
| H50123                         | Towing and pushing services on coastal and trans-oceanic waters         | s                  | s                 | s                                  | s                        | s                |
| H50210                         | Inland passenger water transport  | s                  | s                 | s                                  | s                        | s                |
| H51101                         | Domestic air passenger transport  | 80,802,378         | 26,812,349        | 8,396,823                          | 552,539                  | -                |
| H51102                         | International air passenger transport                                   |                    |                   |                                    |                          |                  |
| H51103                         | Non-scheduled air passenger transport                                   | 924,977            | 691,397           | 701,378                            | 2,174                    | -                |
| H52103                         | Customs bonded warehouses   | 335,541            | 244,689           | 26,073                             | 29                       | -                |
| H52104                         | Cold storage  | 1,775,742          | 939,588           | 106,575                            | 1,788                    | 5,984            |

TABLE 1a Summary Statistics for Transportation and Storage Establishments with Total Employment of 20 and Over  
by Region and Industry Sub-Class: Philippines, 2010 *(Continued)*

(Value in thousand pesos. Details may not add up to total due to rounding and/or statistical disclosure control)

| 2009<br>PSIC<br>Code                    | Region/<br>Industry Description                                       | Total Cost       | Value Added      | Gross Additions<br>to Fixed Assets | Change<br>in Inventories | Subsidies |
|---|---|------------------|------------------|------------------------------------|--------------------------|-----------|
|   |   | (6)              | (7)              | (8)                                | (9)                      | (10)      |
| H52109                                  | Storage and warehousing, n.e.c.                                       | 620,048          | 482,294          | 586,485                            | -                        | -         |
| H52211                                  | Freight terminal facilities for trucking companies                    | s                | s                | s                                  | s                        | s         |
| H52212                                  | Operation of parking lots   | 252,668          | 244,682          | 14,725                             | 560                      | -         |
| H52213                                  | Operation of toll roads and bridges                                   | 5,557,455        | 9,151,634        | 53,537                             | (3,114)                  | -         |
| H52219                                  | Other supporting land transport activities, n.e.c.                    | s                | s                | s                                  | s                        | s         |
| H52220                                  | Service activities incidental to water transportation                 | 3,823,198        | 6,058,629        | 341,249                            | 15,583                   | -         |
| H52230                                  | Service activities incidental to air transportation                   | s                | s                | s                                  | s                        | s         |
| H52241                                  | Containerized cargo handling, auxiliary activity to<br>land transport | 4,483,617        | 9,090,881        | 244,833                            | 29,505                   | -         |
| H52244                                  | Cargo handling, auxiliary activity to air transport                   |                  |                  |                                    |                          |           |
| H52291                                  | Freight forwarding services   | 6,795,363        | 4,332,348        | 454,299                            | (2,318)                  | -         |
| H52292                                  | Customs brokerage (ship and aircraft)                                 | 1,453,002        | 1,256,159        | 81,508                             | (5,388)                  | -         |
| H52293                                  | Logistics services  | 4,445,879        | 6,159,657        | 205,662                            | 5,600                    | -         |
| H53202                                  | Messenger service   | 7,112,989        | 5,310,904        | 426,833                            | 921                      | -         |
| <b>Cordillera Administrative Region</b> |   | <b>24,657</b>    | <b>12,927</b>    | -                                  | -                        | -         |
| H49201                                  | Inter-urban bus line operation  | 24,656           | 12,926           | -                                  | -                        | -         |
| H49203                                  | Local bus line operation  |                  |                  |                                    |                          |           |
| <b>I-Ilocos Region</b>                  |   | <b>67,833</b>    | <b>45,578</b>    | -                                  | <b>20</b>                | -         |
| H49201                                  | Inter-urban bus line operation  | s                | s                | s                                  | s                        | s         |
| H49204                                  | Chartered buses operation (e.g. tourist buses)                        | s                | s                | s                                  | s                        | s         |
| H49332                                  | Freight truck operation   | s                | s                | s                                  | s                        | s         |
| H52104                                  | Cold storage  | s                | s                | s                                  | s                        | s         |
| <b>II - Cagayan Valley</b>              |   | <b>50,990</b>    | <b>22,962</b>    | <b>10,270</b>                      | <b>(782)</b>             | -         |
| H49201                                  | Inter-urban bus line operation  | s                | s                | s                                  | s                        | s         |
| H50122                                  | Interisland water freight transport                                   | s                | s                | s                                  | s                        | s         |
| <b>III - Central Luzon</b>              |   | <b>5,258,813</b> | <b>1,297,367</b> | <b>274,534</b>                     | <b>30,818</b>            | -         |
| H49201                                  | Inter-urban bus line operation  | 655,420          | 473,048          | 79,103                             | 16,025                   | -         |
| H49203                                  | Local bus line operation  | 29,800           | 24,809           | -                                  | 130                      | -         |
| H49204                                  | Chartered buses operation (e.g. tourist buses)                        |                  |                  |                                    |                          |           |

TABLE 1a Summary Statistics for Transportation and Storage Establishments with Total Employment of 20 and Over  
by Region and Industry Sub-Class: Philippines, 2010 *(Continued)*

(Value in thousand pesos. Details may not add up to total due to rounding and/or statistical disclosure control)

| 2009<br>PSIC<br>Code    | Region/<br>Industry Description  | Total Cost       | Value Added      | Gross Additions<br>to Fixed Assets | Change<br>in Inventories | Subsidies    |
|-------------------------|--|------------------|------------------|------------------------------------|--------------------------|--------------|
|                         |  | (6)              | (7)              | (8)                                | (9)                      | (10)         |
| H49332                  | Freight truck operation  | 365,458          | 105,358          | 101,832                            | 780                      | -            |
| H51101                  | Domestic air passenger transport   | s                | s                | s                                  | s                        | s            |
| H52101                  | General bonded warehouses except grain warehouse                           | s                | s                | s                                  | s                        | s            |
| H52109                  | Storage and warehousing, n.e.c.  | s                | s                | s                                  | s                        | s            |
| H52230                  | Service activities incidental to air transportation                        | }                |                  |                                    |                          |              |
| H52241                  | Containerized cargo handling, auxiliary activity<br>to land transport      | }                | 838,844          | 509,938                            | 78,016                   | 6,627        |
| H52244                  | Cargo handling, auxiliary activity to air transport                        | }                |                  |                                    |                          |              |
| H52291                  | Freight forwarding services  | }                |                  |                                    |                          |              |
| H52292                  | Customs brokerage (ship and aircraft)                                      | }                | 189,592          | 121,078                            | 11,254                   | 161          |
| H52293                  | Logistics services   | }                |                  |                                    |                          |              |
| <b>IVA - CALABARZON</b> |  | <b>6,950,159</b> | <b>2,008,469</b> | <b>227,371</b>                     | <b>137,448</b>           | <b>8,316</b> |
| H49201                  | Inter-urban bus line operation   | 390,311          | 201,854          | 5,837                              | 6,318                    | -            |
| H49202                  | Urban and suburban bus line operation                                      | 109,174          | 71,911           | -                                  | (543)                    | -            |
| H49203                  | Local bus line operation   | 45,921           | 17,064           | 9,000                              | 202                      | -            |
| H49204                  | Chartered buses operation (e.g. tourist buses)                             | }                |                  |                                    |                          |              |
| H49205                  | Operation of school buses/shuttle  | }                | 239,984          | 57,376                             | -                        | -            |
| H49310                  | Urban or suburban passenger land transport, except<br>by railways and bus  | s                | s                | s                                  | s                        | s            |
| H49332                  | Freight truck operation  | 443,558          | 193,160          | 7,876                              | 562                      | -            |
| H50112                  | Interisland water passenger transport                                      | }                |                  |                                    |                          |              |
| H50122                  | Interisland water freight transport  | }                | 1,744,393        | 526,135                            | 94,684                   | (22,640)     |
| H52104                  | Cold storage   | }                | 3,524,462        | 474,467                            | 37,795                   | 153,447      |
| H52109                  | Storage and warehousing, n.e.c.  | }                |                  |                                    |                          |              |
| H52220                  | Service activities incidental to water transportation                      |                  | 195,257          | 305,665                            | 2,930                    | 742          |
| H52243                  | Cargo handling, auxiliary activity to water transport                      | s                | s                | s                                  | s                        | s            |
| H52291                  | Freight forwarding services  | }                |                  |                                    |                          |              |
| H52293                  | Logistics services   | }                | 200,907          | 139,695                            | 69,249                   | (642)        |
| <b>IVB - MIMAROPA</b>   |  | <b>79,420</b>    | <b>95,830</b>    | <b>14</b>                          | <b>-</b>                 | <b>-</b>     |
| H49203                  | Local bus line operation   | s                | s                | s                                  | s                        | s            |
| H50122                  | Interisland water freight transport  | s                | s                | s                                  | s                        | s            |
| H52220                  | Service activities incidental to water transportation                      | 29,381           | 64,715           | -                                  | -                        | -            |
| H52242                  | Non- containerized cargo handling, auxiliary activity<br>to land transport | s                | s                | s                                  | s                        | s            |

TABLE 1a Summary Statistics for Transportation and Storage Establishments with Total Employment of 20 and Over  
by Region and Industry Sub-Class: Philippines, 2010 *(Continued)*

(Value in thousand pesos. Details may not add up to total due to rounding and/or statistical disclosure control)

| 2009<br>PSIC<br>Code         | Region/<br>Industry Description                       | Total Cost       | Value Added      | Gross Additions<br>to Fixed Assets | Change<br>in Inventories | Subsidies |
|------------------------------|---|------------------|------------------|------------------------------------|--------------------------|-----------|
|                              |   | (6)              | (7)              | (8)                                | (9)                      | (10)      |
| <b>V - Bicol Region</b>      |   | <b>435,531</b>   | <b>329,283</b>   | <b>45,525</b>                      | <b>7,853</b>             | <b>-</b>  |
| H49201                       | Inter-urban bus line operation }                      |                  |                  |                                    |                          |           |
| H49203                       | Local bus line operation }                            | 75,926           | 62,911           | 13,707                             | 180                      | -         |
| H49332                       | Freight truck operation                               | s                | s                | s                                  | s                        | s         |
| H50112                       | Interisland water passenger transport                 | s                | s                | s                                  | s                        | s         |
| H50122                       | Interisland water freight transport                   | s                | s                | s                                  | s                        | s         |
| H50210                       | Inland passenger water transport                      | s                | s                | s                                  | s                        | s         |
| H52220                       | Service activities incidental to water transportation | 91,599           | 112,916          | 21,991                             | 473                      | -         |
| H52291                       | Freight forwarding services                           | s                | s                | s                                  | s                        | s         |
| <b>VI - Western Visayas</b>  |   | <b>905,613</b>   | <b>621,864</b>   | <b>138,820</b>                     | <b>4,596</b>             | <b>-</b>  |
| H49201                       | Inter-urban bus line operation }                      |                  |                  |                                    |                          |           |
| H49203                       | Local bus line operation }                            | 688,575          | 457,422          | 123,913                            | 4,274                    | -         |
| H49204                       | Chartered buses operation (e.g. tourist buses) }      |                  |                  |                                    |                          |           |
| H49332                       | Freight truck operation                               | 29,535           | 35,229           | 520                                | -                        | -         |
| H50112                       | Interisland water passenger transport }               |                  |                  |                                    |                          |           |
| H50122                       | Interisland water freight transport }                 | 99,561           | 53,091           | 14,362                             | 748                      | -         |
| H50210                       | Inland passenger water transport                      | s                | s                | s                                  | s                        | s         |
| H52109                       | Storage and warehousing, n.e.c.                       | s                | s                | s                                  | s                        | s         |
| H52220                       | Service activities incidental to water transportation | 43,190           | 51,582           | 25                                 | 12                       | -         |
| H52291                       | Freight forwarding services }                         | 30,438           | 17,949           | -                                  | 27                       | -         |
| H52292                       | Customs brokerage (ship and aircraft) }               |                  |                  |                                    |                          |           |
| <b>VII - Central Visayas</b> |   | <b>8,785,054</b> | <b>5,773,464</b> | <b>935,272</b>                     | <b>1,002,927</b>         | <b>-</b>  |
| H49203                       | Local bus line operation                              | 9,932            | 13,108           | -                                  | 101                      | -         |
| H49323                       | Public utility cars and taxicabs operation            | 95,340           | 95,427           | 855                                | 3,206                    | -         |
| H49331                       | Truck-for-hire operation (with driver)                | s                | s                | s                                  | s                        | s         |
| H49332                       | Freight truck operation                               | 598,598          | 591,258          | 17,976                             | 14,475                   | -         |
| H50112                       | Interisland water passenger transport                 | 5,166,865        | 2,630,772        | 506,977                            | 984,275                  | -         |
| H50121                       | Ocean freight transport }                             |                  |                  |                                    |                          |           |
| H50122                       | Interisland water freight transport }                 | 540,363          | 338,455          | 74,071                             | (367)                    | -         |
| H50210                       | Inland passenger water transport                      | s                | s                | s                                  | s                        | s         |
| H50220                       | Inland freight water transport                        | s                | s                | s                                  | s                        | s         |
| H51103                       | Non-scheduled air passenger transport                 | s                | s                | s                                  | s                        | s         |
| H51203                       | Non-scheduled air freight transport                   | s                | s                | s                                  | s                        | s         |

TABLE 1a Summary Statistics for Transportation and Storage Establishments with Total Employment of 20 and Over  
by Region and Industry Sub-Class: Philippines, 2010 *(Continued)*

(Value in thousand pesos. Details may not add up to total due to rounding and/or statistical disclosure control)

| 2009<br>PSIC<br>Code            | Region/<br>Industry Description                       | Total Cost       | Value Added    | Gross Additions<br>to Fixed Assets | Change<br>in Inventories | Subsidies |
|---------------------------------|---|------------------|----------------|------------------------------------|--------------------------|-----------|
|                                 |   | (6)              | (7)            | (8)                                | (9)                      | (10)      |
| H52104                          | Cold storage  | s                | s              | s                                  | s                        | s         |
| H52211                          | Freight terminal facilities for trucking companies    | s                | s              | s                                  | s                        | s         |
| H52220                          | Service activities incidental to water transportation | 287,404          | 539,385        | 239,464                            | 93                       | -         |
| H52243                          | Cargo handling, auxiliary activity to water transport | s                | s              | s                                  | s                        | s         |
| H52291                          | Freight forwarding services                           | 466,284          | 784,666        | -                                  | -                        | -         |
| H52292                          | Customs brokerage (ship and aircraft)                 | }                |                |                                    |                          |           |
| H52293                          | Logistics services                                    | }                | 1,377,583      | 587,271                            | 24,867                   | -         |
| H53202                          | Messenger service                                     | s                | s              | s                                  | s                        | s         |
| <b>VIII - Eastern Visayas</b>   |   | <b>159,830</b>   | <b>119,541</b> | <b>11,804</b>                      | <b>(2,629)</b>           | <b>-</b>  |
| H49201                          | Inter-urban bus line operation                        | }                |                |                                    |                          |           |
| H49203                          | Local bus line operation                              | }                | 52,321         | 35,354                             | -                        | (390)     |
| H49204                          | Chartered buses operation (e.g. tourist buses)        | }                |                |                                    |                          |           |
| H50112                          | Interisland water passenger transport                 | s                | s              | s                                  | s                        | s         |
| H50122                          | Interisland water freight transport                   | s                | s              | s                                  | s                        | s         |
| H52109                          | Storage and warehousing, n.e.c.                       | s                | s              | s                                  | s                        | s         |
| H52220                          | Service activities incidental to water transportation | }                | 15,266         | 64,091                             | 11,803                   | 4         |
| H52243                          | Cargo handling, auxiliary activity to water transport | }                |                |                                    |                          |           |
| <b>IX - Zamboanga Peninsula</b> |   | <b>566,120</b>   | <b>288,717</b> | <b>6,464</b>                       | <b>415</b>               | <b>-</b>  |
| H50112                          | Interisland water passenger transport                 |                  | 529,608        | 110,271                            | -                        | 24        |
| H52220                          | Service activities incidental to water transportation | }                | 36,511         | 178,447                            | 6,464                    | 391       |
| H52243                          | Cargo handling, auxiliary activity to water transport | }                |                |                                    |                          |           |
| <b>X - Northern Mindanao</b>    |   | <b>1,028,195</b> | <b>781,742</b> | <b>28,999</b>                      | <b>(13,462)</b>          | <b>-</b>  |
| H49201                          | Inter-urban bus line operation                        |                  | 638,342        | 279,983                            | -                        | (15,083)  |
| H49204                          | Chartered buses operation (e.g. tourist buses)        | s                | s              | s                                  | s                        | s         |
| H49332                          | Freight truck operation                               |                  | 143,543        | 54,362                             | 1,413                    | 42        |
| H50112                          | Interisland water passenger transport                 | s                | s              | s                                  | s                        | s         |
| H52220                          | Service activities incidental to water transportation |                  | 32,743         | 150,678                            | -                        | (1,331)   |
| H52243                          | Cargo handling, auxiliary activity to water transport |                  | 135,910        | 229,988                            | 12,051                   | 3,095     |
| H52291                          | Freight forwarding services                           | s                | s              | s                                  | s                        | s         |
| H52292                          | Customs brokerage (ship and aircraft)                 | s                | s              | s                                  | s                        | s         |

TABLE 1a Summary Statistics for Transportation and Storage Establishments with Total Employment of 20 and Over  
by Region and Industry Sub-Class: Philippines, 2010 *(Concluded)*

(Value in thousand pesos. Details may not add up to total due to rounding and/or statistical disclosure control)

| 2009<br>PSIC<br>Code                        | Region/<br>Industry Description                                 | Total Cost        | Value Added       | Gross Additions<br>to Fixed Assets | Change<br>in Inventories | Subsidies   |
|---|---|-------------------|-------------------|------------------------------------|--------------------------|-------------|
|   |   | (6)               | (7)               | (8)                                | (9)                      | (10)        |
| <b>XI - Davao Region</b>                    |   | <b>3,203,407</b>  | <b>2,354,491</b>  | <b>255,147</b>                     | <b>37,619</b>            | <b>-</b>    |
| H49202                                      | Urban and suburban bus line operation                           | }                 |                   |                                    |                          |             |
| H49203                                      | Local bus line operation  | }                 | 892,956           | 485,159                            | 85,435                   | 29,444      |
| H49323                                      | Public utility cars and taxicabs operation                      |                   | s                 | s                                  | s                        | s           |
| H49332                                      | Freight truck operation   |                   | 505,708           | 428,061                            | 70,977                   | 1,603       |
| H50123                                      | Towing and pushing services on coastal and trans-oceanic waters |                   | s                 | s                                  | s                        | s           |
| H52103                                      | Customs bonded warehouses                                       |                   | s                 | s                                  | s                        | s           |
| H52220                                      | Service activities incidental to water transportation           |                   | 1,172,994         | 1,217,201                          | 75,100                   | 5,661       |
| H52291                                      | Freight forwarding services                                     | }                 | 514,247           | 157,255                            | 23,635                   | 1,106       |
| H52292                                      | Customs brokerage (ship and aircraft)                           | }                 |                   |                                    |                          |             |
| <b>XII - SOCCSKSARGEN</b>                   |   | <b>a/ 820,740</b> | <b>a/ 517,054</b> | <b>a/ 71,727</b>                   | <b>a/ 3,763</b>          | <b>a/ -</b> |
| H49201                                      | Inter-urban bus line operation                                  |                   | s                 | s                                  | s                        | s           |
| H49332                                      | Freight truck operation   |                   | 72,997            | 35,128                             | 8,524                    | (917)       |
| H50122                                      | Interisland water freight transport                             |                   | s                 | s                                  | s                        | s           |
| H52104                                      | Cold storage  |                   | s                 | s                                  | s                        | s           |
| H52220                                      | Service activities incidental to water transportation           | b/ 82,416         | b/ 146,772        | b/ 4,466                           | b/ 38                    | b/ -        |
| H52243                                      | Cargo handling, auxiliary activity to water transport           |                   | s                 | s                                  | s                        | s           |
| H52291                                      | Freight forwarding services                                     |                   | s                 | s                                  | s                        | s           |
| <b>XIII - Caraga</b>                        |   | <b>58,055</b>     | <b>46,363</b>     | <b>617</b>                         | <b>17</b>                | <b>-</b>    |
| H49331                                      | Truck-for-hire operation (with driver)                          |                   | s                 | s                                  | s                        | s           |
| H49332                                      | Freight truck operation   |                   | s                 | s                                  | s                        | s           |
| H52220                                      | Service activities incidental to water transportation           |                   | s                 | s                                  | s                        | s           |
| <b>Autonomous Region in Muslim Mindanao</b> |   | <b>c/</b>         | <b>c/</b>         | <b>c/</b>                          | <b>c/</b>                | <b>c/</b>   |
| H52220                                      | Service activities incidental to water transportation           | d/                | d/                | d/                                 | d/                       | d/          |

a/ - Includes data of ARMM

b/ - Includes data H52220 of ARMM

c/ - Data combined with SOCCKSARGEN

d/ - Data combined with H52220 of SOCCKSARGEN

TABLE 2a Number of Establishments and Employment by Type and Sex of Worker for Transportation and Storage Establishments  
with Employment of 20 and Over by Region and Industry Sub-Class: Philippines, 2010

(Details may not add up to total due to rounding and/or statistical disclosure control)

| 2009<br>PSIC<br>Code | Region/<br>Industry Description   | Number<br>of<br>Establishments | Employment as of November 15 |               |               |               |              |            |
|----------------------|---|--------------------------------|------------------------------|---------------|---------------|---------------|--------------|------------|
|                      |   |                                | Total                        |               | Paid          |               | Unpaid       |            |
|                      |   |                                | Male                         | Female        | Male          | Female        | Male         | Female     |
|                      |   | (1)                            | (2)                          | (3)           | (4)           | (5)           | (6)          | (7)        |
|                      | <b>Philippines</b>  | <b>796</b>                     | <b>95,316</b>                | <b>27,860</b> | <b>94,282</b> | <b>27,705</b> | <b>1,034</b> | <b>154</b> |
| H49111               | Inter-urban passenger railway transport }                                 |                                |                              |               |               |               | -            | -          |
| H49112               | Urban and suburban railway transport }                                    | 3                              | 2,323                        | 1,132         | 2,323         | 1,132         | -            | -          |
| H49201               | Inter-urban bus line operation  | 49                             | 14,712                       | 1,003         | 14,699        | 999           | 13           | 4          |
| H49202               | Urban and suburban bus line operation                                     | 20                             | 2,071                        | 239           | 1,913         | 200           | 158          | 39         |
| H49203               | Local bus line operation  | 31                             | 2,457                        | 237           | 2,409         | 213           | 48           | 24         |
| H49204               | Chartered buses operation (e.g. tourist buses)                            | 24                             | 1,872                        | 348           | 1,867         | 345           | 5            | 3          |
| H49205               | Operation of school buses/shuttle   | 5                              | 314                          | 18            | 312           | 15            | 2            | 3          |
| H49310               | Urban or suburban passenger land transport,<br>except by railways and bus | s                              | s                            | s             | s             | s             | s            | s          |
| H49323               | Public utility cars and taxicabs operation }                              | 13                             | 726                          | 210           | 726           | 210           | -            | -          |
| H49324               | Chartered cars operation (rent-a-car) }                                   |                                |                              |               |               |               |              |            |
| H49331               | Truck-for-hire operation (with driver)                                    | 4                              | 190                          | 32            | 190           | 32            | -            | -          |
| H49332               | Freight truck operation   | 130                            | 6,826                        | 626           | 6,821         | 612           | 5            | 14         |
| H49339               | Freight transport operation, by road, n.e.c.                              | s                              | s                            | s             | s             | s             | s            | s          |
| H49400               | Transport via pipeline  | s                              | s                            | s             | s             | s             | s            | s          |
| H50111               | Ocean passenger transport   | s                              | s                            | s             | s             | s             | s            | s          |
| H50112               | Interisland water passenger transport                                     | 41                             | 8,826                        | 1,890         | 8,316         | 1,848         | 510          | 42         |
| H50113               | Renting of ship with operator   | s                              | s                            | s             | s             | s             | s            | s          |
| H50121               | Ocean freight transport   | 13                             | 857                          | 345           | 847           | 345           | 10           | -          |
| H50122               | Interisland water freight transport                                       | 41                             | 3,646                        | 1,228         | 3,608         | 1,228         | 38           | -          |
| H50123               | Towing and pushing services on coastal and trans-<br>oceanic waters       | s                              | s                            | s             | s             | s             | s            | s          |
| H50210               | Inland passenger water transport }  | 5                              | 99                           | 41            | 94            | 39            | 5            | 2          |
| H50220               | Inland freight water transport }  |                                |                              |               |               |               | 4            | -          |
| H51101               | Domestic air passenger transport }  | 4                              | 6,449                        | 4,956         | 6,449         | 4,956         | -            | -          |
| H51102               | International air passenger transport }                                   |                                |                              |               |               |               |              |            |
| H51103               | Non-scheduled air passenger transport                                     | 6                              | 209                          | 67            | 209           | 67            | -            | -          |
| H51203               | Non-scheduled air freight transport                                       | s                              | s                            | s             | s             | s             | s            | s          |
| H52101               | General bonded warehouses except grain warehouse }                        |                                |                              |               |               |               |              |            |
| H52103               | Customs bonded warehouses }   | 7                              | 249                          | 61            | 249           | 61            | -            | -          |
| H52104               | Cold storage  | 20                             | 935                          | 438           | 933           | 438           | 1            | -          |
| H52109               | Storage and warehousing, n.e.c.   | 9                              | 2,184                        | 473           | 2,184         | 473           | -            | -          |
| H52211               | Freight terminal facilities for trucking companies                        | s                              | s                            | s             | s             | s             | s            | s          |
| H52212               | Operation of parking lots   | 7                              | 743                          | 266           | 743           | 266           | -            | -          |
| H52213               | Operation of toll roads and bridges                                       | 7                              | 1,142                        | 930           | 1,142         | 930           | -            | -          |
| H52219               | Other supporting land transport activities, n.e.c.                        | s                              | s                            | s             | s             | s             | s            | s          |
| H52220               | Service activities incidental to water transportation                     | 78                             | 12,740                       | 896           | 12,679        | 890           | 61           | 6          |
| H52230               | Service activities incidental to air transportation                       | 3                              | 398                          | 426           | 398           | 426           | -            | -          |

TABLE 2a Number of Establishments and Employment by Type and Sex of Worker for Transportation and Storage Establishments with Employment of 20 and Over by Region and Industry Sub-Class: Philippines, 2010 *(Continued)*

(Details may not add up to total due to rounding and/or statistical disclosure control)

| 2009<br>PSIC<br>Code           | Region/<br>Industry Description   | Number<br>of<br>Establishments | Employment as of November 15 |               |               |               |            |           |
|--------------------------------|---|--------------------------------|------------------------------|---------------|---------------|---------------|------------|-----------|
|                                |   |                                | Total                        |               | Paid          |               | Unpaid     |           |
|                                |   |                                | Male                         | Female        | Male          | Female        | Male       | Female    |
|                                |   | (1)                            | (2)                          | (3)           | (4)           | (5)           | (6)        | (7)       |
| H52241                         | Containerized cargo handling, auxiliary activity to land transport      | 4                              | 1,477                        | 233           | 1,477         | 233           | -          | -         |
| H52242                         | Non- containerized cargo handling, auxiliary activity to land transport | s                              | s                            | s             | s             | s             | s          | s         |
| H52243                         | Cargo handling, auxiliary activity to water transport                   | 11                             | 1,704                        | 289           | 1,581         | 282           | 123        | 7         |
| H52244                         | Cargo handling, auxiliary activity to air transport                     |                                |                              |               |               |               |            |           |
| H52291                         | Freight forwarding services   | 121                            | 7,299                        | 3,185         | 7,268         | 3,182         | 31         | 3         |
| H52292                         | Customs brokerage (ship and aircraft)                                   | 46                             | 2,718                        | 1,692         | 2,710         | 1,691         | 8          | 1         |
| H52293                         | Logistics services  | 36                             | 4,234                        | 1,734         | 4,234         | 1,734         | -          | -         |
| H53202                         | Messenger service   | 45                             | 6,664                        | 4,707         | 6,658         | 4,706         | 6          | 1         |
| <b>National Capital Region</b> |   | <b>466</b>                     | <b>54,463</b>                | <b>22,779</b> | <b>54,209</b> | <b>22,722</b> | <b>254</b> | <b>57</b> |
| H49111                         | Inter-urban passenger railway transport                                 |                                |                              |               |               |               |            |           |
| H49112                         | Urban and suburban railway transport                                    | 3                              | 2,323                        | 1,132         | 2,323         | 1,132         | -          | -         |
| H49201                         | Inter-urban bus line operation  | 18                             | 5,998                        | 419           | 5,998         | 419           | -          | -         |
| H49202                         | Urban and suburban bus line operation                                   | 16                             | 1,247                        | 141           | 1,089         | 102           | 158        | 39        |
| H49203                         | Local bus line operation  | 4                              | 241                          | 36            | 241           | 36            | -          | -         |
| H49204                         | Chartered buses operation (e.g. tourist buses)                          | 18                             | 1,648                        | 311           | 1,643         | 308           | 5          | 3         |
| H49205                         | Operation of school buses/shuttle                                       | 3                              | 82                           | 5             | 82            | 5             | -          | -         |
| H49323                         | Public utility cars and taxicabs operation                              | 7                              | 459                          | 138           | 459           | 138           | -          | -         |
| H49324                         | Chartered cars operation (rent-a-car)                                   |                                |                              |               |               |               |            |           |
| H49331                         | Truck-for-hire operation (with driver)                                  | s                              | s                            | s             | s             | s             | s          | s         |
| H49332                         | Freight truck operation   | 58                             | 3,321                        | 244           | 3,321         | 234           | -          | 11        |
| H49339                         | Freight transport operation, by road, n.e.c.                            | s                              | s                            | s             | s             | s             | s          | s         |
| H49400                         | Transport via pipeline  | s                              | s                            | s             | s             | s             | s          | s         |
| H50111                         | Ocean passenger transport   |                                |                              |               |               |               |            |           |
| H50112                         | Interisland water passenger transport                                   | 9                              | 1,914                        | 1,153         | 1,904         | 1,153         | 10         | -         |
| H50113                         | Renting of ship with operator   | s                              | s                            | s             | s             | s             | s          | s         |
| H50121                         | Ocean freight transport   | 11                             | 603                          | 273           | 593           | 273           | 10         | -         |
| H50122                         | Interisland water freight transport                                     | 23                             | 2,561                        | 1,140         | 2,531         | 1,140         | 30         | -         |
| H50123                         | Towing and pushing services on coastal and trans-oceanic waters         | s                              | s                            | s             | s             | s             | s          | s         |
| H50210                         | Inland passenger water transport  | s                              | s                            | s             | s             | s             | s          | s         |
| H51101                         | Domestic air passenger transport  | 3                              | 6,064                        | 4,697         | 6,064         | 4,697         | -          | -         |
| H51102                         | International air passenger transport                                   |                                |                              |               |               |               |            |           |
| H51103                         | Non-scheduled air passenger transport                                   | 5                              | 156                          | 50            | 156           | 50            | -          | -         |
| H52103                         | Customs bonded warehouses   | 5                              | 176                          | 49            | 176           | 49            | -          | -         |
| H52104                         | Cold storage  | 12                             | 549                          | 207           | 547           | 207           | 1          | -         |

TABLE 2a Number of Establishments and Employment by Type and Sex of Worker for Transportation and Storage Establishments with Employment of 20 and Over by Region and Industry Sub-Class: Philippines, 2010 *(Continued)*

(Details may not add up to total due to rounding and/or statistical disclosure control)

| 2009<br>PSIC<br>Code                    | Region/<br>Industry Description                                    | Number<br>of<br>Establishments | Employment as of November 15 |              |              |              |            |           |
|---|--|--------------------------------|------------------------------|--------------|--------------|--------------|------------|-----------|
|   |  |                                | Total                        |              | Paid         |              | Unpaid     |           |
|   |  |                                | Male                         | Female       | Male         | Female       | Male       | Female    |
|   |  | (1)                            | (2)                          | (3)          | (4)          | (5)          | (6)        | (7)       |
| H52109                                  | Storage and warehousing, n.e.c.                                    | 4                              | 2,068                        | 393          | 2,068        | 393          | -          | -         |
| H52211                                  | Freight terminal facilities for trucking companies                 | S                              | S                            | S            | S            | S            | S          | S         |
| H52212                                  | Operation of parking lots  | 7                              | 743                          | 266          | 743          | 266          | -          | -         |
| H52213                                  | Operation of toll roads and bridges                                | 7                              | 1,142                        | 930          | 1,142        | 930          | -          | -         |
| H52219                                  | Other supporting land transport activities, n.e.c.                 | S                              | S                            | S            | S            | S            | S          | S         |
| H52220                                  | Service activities incidental to water transportation              | 17                             | 2,518                        | 283          | 2,518        | 283          | -          | -         |
| H52230                                  | Service activities incidental to air transportation                | S                              | S                            | S            | S            | S            | S          | S         |
| H52241                                  | Containerized cargo handling, auxiliary activity to land transport | }                              | 3                            | 1,355        | 223          | 1,355        | 223        | -         |
| H52244                                  | Cargo handling, auxiliary activity to air transport                | }                              |                              |              |              |              |            |           |
| H52291                                  | Freight forwarding services  | 108                            | 6,037                        | 2,963        | 6,006        | 2,960        | 31         | 3         |
| H52292                                  | Customs brokerage (ship and aircraft)                              | 41                             | 2,475                        | 1,637        | 2,475        | 1,637        | -          | -         |
| H52293                                  | Logistics services   | 30                             | 3,090                        | 1,224        | 3,090        | 1,224        | -          | -         |
| H53202                                  | Messenger service  | 44                             | 6,589                        | 4,682        | 6,583        | 4,681        | 6          | 1         |
| <b>Cordillera Administrative Region</b> |  | <b>3</b>                       | <b>167</b>                   | <b>8</b>     | <b>166</b>   | <b>8</b>     | <b>1</b>   | <b>-</b>  |
| H49201                                  | Inter-urban bus line operation                                     | }                              | 3                            | 167          | 8            | 166          | 8          | 1         |
| H49203                                  | Local bus line operation   | }                              |                              |              |              |              |            |           |
| <b>I-Ilocos Region</b>                  |  | <b>6</b>                       | <b>384</b>                   | <b>23</b>    | <b>378</b>   | <b>22</b>    | <b>6</b>   | <b>1</b>  |
| H49201                                  | Inter-urban bus line operation                                     | S                              | S                            | S            | S            | S            | S          | S         |
| H49204                                  | Chartered buses operation (e.g. tourist buses)                     | S                              | S                            | S            | S            | S            | S          | S         |
| H49332                                  | Freight truck operation  | S                              | S                            | S            | S            | S            | S          | S         |
| H52104                                  | Cold storage   | S                              | S                            | S            | S            | S            | S          | S         |
| <b>II - Cagayan Valley</b>              |  | <b>3</b>                       | <b>109</b>                   | <b>5</b>     | <b>100</b>   | <b>5</b>     | <b>9</b>   | <b>-</b>  |
| H49201                                  | Inter-urban bus line operation                                     | S                              | S                            | S            | S            | S            | S          | S         |
| H50122                                  | Interisland water freight transport                                | S                              | S                            | S            | S            | S            | S          | S         |
| <b>III - Central Luzon</b>              |  | <b>26</b>                      | <b>4,136</b>                 | <b>1,052</b> | <b>3,973</b> | <b>1,026</b> | <b>163</b> | <b>25</b> |
| H49201                                  | Inter-urban bus line operation                                     | 5                              | 1,936                        | 107          | 1,935        | 105          | 1          | 2         |
| H49203                                  | Local bus line operation   | }                              | 3                            | 138          | 34           | 104          | 19         | 34        |
| H49204                                  | Chartered buses operation (e.g. tourist buses)                     | }                              |                              |              |              |              |            | 15        |

TABLE 2a Number of Establishments and Employment by Type and Sex of Worker for Transportation and Storage Establishments with Employment of 20 and Over by Region and Industry Sub-Class: Philippines, 2010 *(Continued)*

(Details may not add up to total due to rounding and/or statistical disclosure control)

| 2009<br>PSIC<br>Code | Region/<br>Industry Description   | Number<br>of<br>Establishments | Employment as of November 15 |        |       |        |        |        |   |
|----------------------|---|--------------------------------|------------------------------|--------|-------|--------|--------|--------|---|
|                      |   |                                | Total                        |        | Paid  |        | Unpaid |        |   |
|                      |   |                                | Male                         | Female | Male  | Female | Male   | Female |   |
|                      |   | (1)                            | (2)                          | (3)    | (4)   | (5)    | (6)    | (7)    |   |
| H49332               | Freight truck operation   | 7                              | 298                          | 30     | 295   | 28     | 3      | 1      |   |
| H51101               | Domestic air passenger transport  | s                              | s                            | s      | s     | s      | s      | s      |   |
| H52101               | General bonded warehouses except grain warehouse                        | s                              | s                            | s      | s     | s      | s      | s      |   |
| H52109               | Storage and warehousing, n.e.c.   | s                              | s                            | s      | s     | s      | s      | s      |   |
| H52230               | Service activities incidental to air transportation                     | }                              | 5                            | 1,087  | 557   | 964    | 550    | 123    | 7 |
| H52241               | Containerized cargo handling, auxiliary activity to land transport      |                                |                              |        |       |        |        |        |   |
| H52244               | Cargo handling, auxiliary activity to air transport                     | }                              |                              |        |       |        |        |        |   |
| H52291               | Freight forwarding services   | }                              |                              |        |       |        |        |        |   |
| H52292               | Customs brokerage (ship and aircraft)                                   | }                              | 3                            | 188    | 38    | 186    | 38     | 2      | - |
| H52293               | Logistics services  | }                              |                              |        |       |        |        |        |   |
|                      | IVA - CALABARZON  | 60                             | 6,124                        | 819    | 6,121 | 816    | 3      | 3      |   |
| H49201               | Inter-urban bus line operation  | 10                             | 960                          | 68     | 960   | 68     | -      | -      |   |
| H49202               | Urban and suburban bus line operation                                   | 3                              | 512                          | 32     | 512   | 32     | -      | -      |   |
| H49203               | Local bus line operation  | 4                              | 135                          | 15     | 134   | 15     | 1      | -      |   |
| H49204               | Chartered buses operation (e.g. tourist buses)                          | }                              |                              |        |       |        |        |        |   |
| H49205               | Operation of school buses/shuttle                                       | }                              | 3                            | 249    | 18    | 247    | 15     | 2      | 3 |
| H49310               | Urban or suburban passenger land transport, except by railways and bus  | s                              | s                            | s      | s     | s      | s      | s      |   |
| H49332               | Freight truck operation   | 21                             | 1,109                        | 125    | 1,109 | 125    | -      | -      |   |
| H50112               | Interisland water passenger transport                                   | }                              |                              |        |       |        |        |        |   |
| H50122               | Interisland water freight transport                                     | }                              | 3                            | 1,723  | 124   | 1,723  | 124    | -      | - |
| H52104               | Cold storage  | }                              | 7                            | 364    | 225   | 364    | 225    | -      | - |
| H52109               | Storage and warehousing, n.e.c.   | }                              |                              |        |       |        |        |        |   |
| H52220               | Service activities incidental to water transportation                   |                                | 3                            | 383    | 57    | 383    | 57     | -      | - |
| H52243               | Cargo handling, auxiliary activity to water transport                   | s                              | s                            | s      | s     | s      | s      | s      |   |
| H52291               | Freight forwarding services   | }                              |                              |        |       |        |        |        |   |
| H52293               | Logistics services  | }                              | 4                            | 524    | 131   | 524    | 131    | -      | - |
|                      | IVB - MIMAROPA  | 10                             | 362                          | 113    | 360   | 112    | 1      | 1      |   |
| H49203               | Local bus line operation  | s                              | s                            | s      | s     | s      | s      | s      |   |
| H50122               | Interisland water freight transport                                     | s                              | s                            | s      | s     | s      | s      | s      |   |
| H52220               | Service activities incidental to water transportation                   | 7                              | 240                          | 102    | 240   | 102    | -      | -      |   |
| H52242               | Non- containerized cargo handling, auxiliary activity to land transport | s                              | s                            | s      | s     | s      | s      | s      |   |

TABLE 2a Number of Establishments and Employment by Type and Sex of Worker for Transportation and Storage Establishments with Employment of 20 and Over by Region and Industry Sub-Class: Philippines, 2010 *(Continued)*

(Details may not add up to total due to rounding and/or statistical disclosure control)

| 2009<br>PSIC<br>Code  | Region/<br>Industry Description                       | Number<br>of<br>Establishments | Employment as of November 15 |        |       |        |        |        |
|-----------------------|---|--------------------------------|------------------------------|--------|-------|--------|--------|--------|
|                       |   |                                | Total                        |        | Paid  |        | Unpaid |        |
|                       |   |                                | Male                         | Female | Male  | Female | Male   | Female |
|                       |   | (1)                            | (2)                          | (3)    | (4)   | (5)    | (6)    | (7)    |
| V - Bicol Region      |   | 18                             | 1,598                        | 134    | 1,589 | 132    | 9      | 2      |
| H49201                | Inter-urban bus line operation                        | }                              |                              |        |       |        |        |        |
| H49203                | Local bus line operation                              | }                              | 5                            | 336    | 44    | 336    | 44     | -      |
| H49332                | Freight truck operation                               |                                | s                            | s      | s     | s      | s      | s      |
| H50112                | Interisland water passenger transport                 |                                | s                            | s      | s     | s      | s      | s      |
| H50122                | Interisland water freight transport                   |                                | s                            | s      | s     | s      | s      | s      |
| H50210                | Inland passenger water transport                      |                                | s                            | s      | s     | s      | s      | s      |
| H52220                | Service activities incidental to water transportation |                                | 8                            | 685    | 40    | 678    | 40     | 7      |
| H52291                | Freight forwarding services                           |                                | s                            | s      | s     | s      | s      | s      |
| VI - Western Visayas  |   | 28                             | 3,105                        | 299    | 3,098 | 296    | 7      | 3      |
| H49201                | Inter-urban bus line operation                        | }                              |                              |        |       |        |        |        |
| H49203                | Local bus line operation                              | }                              | 7                            | 1,707  | 227   | 1,706  | 226    | 1      |
| H49204                | Chartered buses operation (e.g. tourist buses)        | }                              |                              |        |       |        |        |        |
| H49332                | Freight truck operation                               |                                | 8                            | 236    | 12    | 236    | 12     | -      |
| H50112                | Interisland water passenger transport                 | }                              |                              |        |       |        |        |        |
| H50122                | Interisland water freight transport                   | }                              | 5                            | 236    | 16    | 236    | 16     | -      |
| H50210                | Inland passenger water transport                      |                                | s                            | s      | s     | s      | s      | s      |
| H52109                | Storage and warehousing, n.e.c.                       |                                | s                            | s      | s     | s      | s      | s      |
| H52220                | Service activities incidental to water transportation |                                | 3                            | 762    | 20    | 762    | 20     | -      |
| H52291                | Freight forwarding services                           | }                              | 3                            | 126    | 11    | 120    | 10     | 6      |
| H52292                | Customs brokerage (ship and aircraft)                 | }                              |                              |        |       |        |        |        |
| VII - Central Visayas |   | 76                             | 8,196                        | 1,430  | 7,844 | 1,409  | 352    | 22     |
| H49203                | Local bus line operation                              |                                | 3                            | 110    | 13    | 102    | 8      | 8      |
| H49323                | Public utility cars and taxicabs operation            |                                | 5                            | 168    | 35    | 168    | 35     | -      |
| H49331                | Truck-for-hire operation (with driver)                |                                | s                            | s      | s     | s      | s      | s      |
| H49332                | Freight truck operation                               |                                | 11                           | 589    | 85    | 589    | 85     | -      |
| H50112                | Interisland water passenger transport                 |                                | 22                           | 4,236  | 548   | 3,946  | 534    | 291    |
| H50121                | Ocean freight transport                               | }                              |                              |        |       |        |        |        |
| H50122                | Interisland water freight transport                   | }                              | 10                           | 633    | 121   | 633    | 121    | -      |
| H50210                | Inland passenger water transport                      |                                | s                            | s      | s     | s      | s      | s      |
| H50220                | Inland freight water transport                        |                                | s                            | s      | s     | s      | s      | s      |

TABLE 2a Number of Establishments and Employment by Type and Sex of Worker for Transportation and Storage Establishments with Employment of 20 and Over by Region and Industry Sub-Class: Philippines, 2010 *(Continued)*

(Details may not add up to total due to rounding and/or statistical disclosure control)

| 2009<br>PSIC<br>Code            | Region/<br>Industry Description                       | Number<br>of<br>Establishments | Employment as of November 15 |            |              |            |            |           |
|---------------------------------|---|--------------------------------|------------------------------|------------|--------------|------------|------------|-----------|
|                                 |   |                                | Total                        |            | Paid         |            | Unpaid     |           |
|                                 |   |                                | Male                         | Female     | Male         | Female     | Male       | Female    |
|                                 |   | (1)                            | (2)                          | (3)        | (4)          | (5)        | (6)        | (7)       |
| H51103                          | Non-scheduled air passenger transport                 | S                              | S                            | S          | S            | S          | S          | S         |
| H51203                          | Non-scheduled air freight transport                   | S                              | S                            | S          | S            | S          | S          | S         |
| H52104                          | Cold storage  | S                              | S                            | S          | S            | S          | S          | S         |
| H52211                          | Freight terminal facilities for trucking companies    | S                              | S                            | S          | S            | S          | S          | S         |
| H52220                          | Service activities incidental to water transportation | 8                              | 970                          | 56         | 921          | 54         | 49         | 2         |
| H52243                          | Cargo handling, auxiliary activity to water transport | S                              | S                            | S          | S            | S          | S          | S         |
| H52291                          | Freight forwarding services                           | 4                              | 243                          | 79         | 243          | 79         | -          | -         |
| H52292                          | Customs brokerage (ship and aircraft)                 | }                              |                              |            |              |            |            |           |
| H52293                          | Logistics services                                    | }                              | 3                            | 683        | 393          | 683        | 393        | -         |
| H53202                          | Messenger service                                     | S                              | S                            | S          | S            | S          | S          | S         |
| <b>VIII - Eastern Visayas</b>   |   | <b>14</b>                      | <b>774</b>                   | <b>99</b>  | <b>768</b>   | <b>92</b>  | <b>6</b>   | <b>7</b>  |
| H49201                          | Inter-urban bus line operation                        | }                              |                              |            |              |            |            |           |
| H49203                          | Local bus line operation                              | }                              | 4                            | 250        | 30           | 249        | 29         | 1         |
| H49204                          | Chartered buses operation (e.g. tourist buses)        | }                              |                              |            |              |            |            |           |
| H50112                          | Interisland water passenger transport                 | S                              | S                            | S          | S            | S          | S          | S         |
| H50122                          | Interisland water freight transport                   | S                              | S                            | S          | S            | S          | S          | S         |
| H52109                          | Storage and warehousing, n.e.c.                       | S                              | S                            | S          | S            | S          | S          | S         |
| H52220                          | Service activities incidental to water transportation | }                              | 7                            | 411        | 41           | 406        | 37         | 5         |
| H52243                          | Cargo handling, auxiliary activity to water transport | }                              |                              |            |              |            |            |           |
| <b>IX - Zamboanga Peninsula</b> |   | <b>9</b>                       | <b>2,101</b>                 | <b>133</b> | <b>1,892</b> | <b>108</b> | <b>209</b> | <b>25</b> |
| H50112                          | Interisland water passenger transport                 | S                              | 5                            | 843        | 97           | 634        | 72         | 209       |
| H52220                          | Service activities incidental to water transportation | }                              | 4                            | 1,258      | 36           | 1,258      | 36         | -         |
| H52243                          | Cargo handling, auxiliary activity to water transport | }                              |                              |            |              |            |            |           |
| <b>X - Northern Mindanao</b>    |   | <b>27</b>                      | <b>6,200</b>                 | <b>314</b> | <b>6,198</b> | <b>313</b> | <b>2</b>   | <b>1</b>  |
| H49201                          | Inter-urban bus line operation                        | S                              | 3                            | 2,673      | 115          | 2,671      | 114        | 2         |
| H49204                          | Chartered buses operation (e.g. tourist buses)        | S                              | S                            | S          | S            | S          | S          | S         |
| H49332                          | Freight truck operation                               | 8                              | 349                          | 47         | 349          | 47         | -          | -         |
| H50112                          | Interisland water passenger transport                 | S                              | S                            | S          | S            | S          | S          | S         |
| H52220                          | Service activities incidental to water transportation | 8                              | 2,370                        | 85         | 2,370        | 85         | -          | -         |
| H52243                          | Cargo handling, auxiliary activity to water transport | 3                              | 459                          | 33         | 459          | 33         | -          | -         |
| H52291                          | Freight forwarding services                           | S                              | S                            | S          | S            | S          | S          | S         |

TABLE 2a Number of Establishments and Employment by Type and Sex of Worker for Transportation and Storage Establishments with Employment of 20 and Over by Region and Industry Sub-Class: Philippines, 2010 *(Concluded)*

(Details may not add up to total due to rounding and/or statistical disclosure control)

| 2009<br>PSIC<br>Code | Region/<br>Industry Description                                 | Number<br>of<br>Establishments | Employment as of November 15 |               |                 |               |             |             |
|----------------------|---|--------------------------------|------------------------------|---------------|-----------------|---------------|-------------|-------------|
|                      |   |                                | Total                        |               | Paid            |               | Unpaid      |             |
|                      |   |                                | Male                         | Female        | Male            | Female        | Male        | Female      |
|                      |   | (1)                            | (2)                          | (3)           | (4)             | (5)           | (6)         | (7)         |
| H52292               | Customs brokerage (ship and aircraft)                           | s                              | s                            | s             | s               | s             | s           | s           |
|                      | <b>XI - Davao Region</b>  | <b>30</b>                      | <b>5,091</b>                 | <b>465</b>    | <b>5,082</b>    | <b>458</b>    | <b>8</b>    | <b>6</b>    |
| H49202               | Urban and suburban bus line operation                           | }                              |                              |               |                 |               |             |             |
| H49203               | Local bus line operation  | }                              | 7                            | 1,683         | 139             | 1,681         | 137         | 1           |
| H49323               | Public utility cars and taxicabs operation                      |                                | s                            | s             | s               | s             | s           | s           |
| H49332               | Freight truck operation   |                                | 9                            | 640           | 59              | 640           | 59          | -           |
| H50123               | Towing and pushing services on coastal and trans-oceanic waters |                                | s                            | s             | s               | s             | s           | s           |
| H52103               | Customs bonded warehouses                                       |                                | s                            | s             | s               | s             | s           | s           |
| H52220               | Service activities incidental to water transportation           |                                | 8                            | 2,242         | 133             | 2,242         | 133         | -           |
| H52291               | Freight forwarding services                                     | }                              | 3                            | 338           | 85              | 338           | 85          | -           |
| H52292               | Customs brokerage (ship and aircraft)                           | }                              |                              |               |                 |               |             |             |
|                      | <b>XII - SOCCSKSARGEN</b>                                       | <b>a/ 15</b>                   | <b>a/ 2,232</b>              | <b>a/ 152</b> | <b>a/ 2,227</b> | <b>a/ 151</b> | <b>a/ 4</b> | <b>a/ 1</b> |
| H49201               | Inter-urban bus line operation                                  |                                | s                            | s             | s               | s             | s           | s           |
| H49332               | Freight truck operation   |                                | 5                            | 153           | 18              | 151           | 17          | 1           |
| H50122               | Interisland water freight transport                             |                                | s                            | s             | s               | s             | s           | s           |
| H52104               | Cold storage  |                                | s                            | s             | s               | s             | s           | s           |
| H52220               | Service activities incidental to water transportation           | b/ 4                           | b/ 928                       | b/ 24         | b/ 928          | b/ 24         | b/ -        | b/ -        |
| H52243               | Cargo handling, auxiliary activity to water transport           |                                | s                            | s             | s               | s             | s           | s           |
| H52291               | Freight forwarding services                                     |                                | s                            | s             | s               | s             | s           | s           |
|                      | <b>XIII - Caraga</b>  | <b>5</b>                       | <b>275</b>                   | <b>36</b>     | <b>275</b>      | <b>36</b>     | <b>-</b>    | <b>-</b>    |
| H49331               | Truck-for-hire operation (with driver)                          |                                | s                            | s             | s               | s             | s           | s           |
| H49332               | Freight truck operation   |                                | s                            | s             | s               | s             | s           | s           |
| H52220               | Service activities incidental to water transportation           |                                | s                            | s             | s               | s             | s           | s           |
|                      | <b>Autonomous Region in Muslim Mindanao</b>                     | <b>c/</b>                      | <b>c/</b>                    | <b>c/</b>     | <b>c/</b>       | <b>c/</b>     | <b>c/</b>   | <b>c/</b>   |
| H52220               | Service activities incidental to water transportation           | d/                             | d/                           | d/            | d/              | d/            | d/          | d/          |

a/ - Includes data of ARMM

b/ - Includes data H52220 of ARMM

c/ - Data combined with SOCCKSARGEN

d/ - Data combined with H52220 of SOCCKSARGEN

TABLE 3a Number of Establishments and Compensation, Separation and Retirement Pay of Employees for Transportation and Storage  
Establishments with Total Employment of 20 and Over by Region and Industry Sub-Class: Philippines, 2010

(Value in thousand pesos. Details may not add up to total due to rounding and/or statistical disclosure control)

| 2009<br>PSIC<br>Code | Region/<br>Industry Description   | Number<br>of<br>Establishments | Compensation      |                             |   |   |
|----------------------|---|--------------------------------|-------------------|-----------------------------|---|---|
|                      |   |                                | Total             | Gross Salaries<br>and Wages | Employer's<br>Contribution<br>to SSS/GSIS, etc. | Separation, Retirement/<br>Terminal Pay, Gratuities<br>and others |
|                      |   | (1)                            | (2)               | (3)                         | (4)   | (5)   |
|                      | <b>Philippines</b>  | <b>796</b>                     | <b>32,028,231</b> | <b>28,502,653</b>           | <b>1,520,809</b>                                | <b>2,004,769</b>  |
| H49111               | Inter-urban passenger railway transport }                                 |                                |                   |                             |   |   |
| H49112               | Urban and suburban railway transport }                                    | 3                              | 612,798           | 526,278                     | 71,998  | 14,522  |
| H49201               | Inter-urban bus line operation  | 49                             | 2,378,479         | 2,163,437                   | 149,112   | 65,930  |
| H49202               | Urban and suburban bus line operation                                     | 20                             | 206,284           | 187,780                     | 16,319  | 2,185   |
| H49203               | Local bus line operation  | 31                             | 310,709           | 270,176                     | 20,352  | 20,180  |
| H49204               | Chartered buses operation (e.g. tourist buses)                            | 24                             | 414,415           | 396,736                     | 17,636  | 43  |
| H49205               | Operation of school buses/shuttle   | 5                              | 47,074            | 43,111                      | 2,810   | 1,153   |
| H49310               | Urban or suburban passenger land transport,<br>except by railways and bus | s                              | s                 | s                           | s   | s   |
| H49323               | Public utility cars and taxicabs operation }                              | 13                             | 129,338           | 104,603                     | 24,736  | -   |
| H49324               | Chartered cars operation (rent-a-car) }                                   |                                |                   |                             |   |   |
| H49331               | Truck-for-hire operation (with driver)                                    | 4                              | 18,245            | 16,274                      | 1,971   | -   |
| H49332               | Freight truck operation   | 130                            | 895,418           | 827,805                     | 53,765  | 13,848  |
| H49339               | Freight transport operation, by road, n.e.c.                              | s                              | s                 | s                           | s   | s   |
| H49400               | Transport via pipeline  | s                              | s                 | s                           | s   | s   |
| H50111               | Ocean passenger transport   | s                              | s                 | s                           | s   | s   |
| H50112               | Interisland water passenger transport                                     | 41                             | 1,985,339         | 1,473,987                   | 78,886  | 432,466   |
| H50113               | Renting of ship with operator   | s                              | s                 | s                           | s   | s   |
| H50121               | Ocean freight transport   | 13                             | 514,947           | 464,296                     | 22,383  | 28,268  |
| H50122               | Interisland water freight transport                                       | 41                             | 1,705,749         | 1,566,658                   | 82,340  | 56,751  |
| H50123               | Towing and pushing services on coastal and trans-<br>oceanic waters       | s                              | s                 | s                           | s   | s   |
| H50210               | Inland passenger water transport }  | 5                              | 19,587            | 18,535                      | 1,054   | -   |
| H50220               | Inland freight water transport }  |                                |                   |                             |   |   |
| H51101               | Domestic air passenger transport }  | 4                              | 9,513,684         | 8,234,326                   | 300,630   | 978,728   |
| H51102               | International air passenger transport }                                   |                                |                   |                             |   |   |
| H51103               | Non-scheduled air passenger transport                                     | 6                              | 164,015           | 158,238                     | 2,786   | 2,991   |
| H51203               | Non-scheduled air freight transport                                       | s                              | s                 | s                           | s   | s   |
| H52101               | General bonded warehouses except grain warehouse }                        |                                |                   |                             |   |   |
| H52103               | Customs bonded warehouses }   | 7                              | 87,269            | 80,080                      | 4,405   | 2,783   |
| H52104               | Cold storage  | 20                             | 376,010           | 347,610                     | 15,761  | 12,639  |
| H52109               | Storage and warehousing, n.e.c.   | 9                              | 371,522           | 326,222                     | 20,988  | 24,312  |
| H52211               | Freight terminal facilities for trucking companies                        | s                              | s                 | s                           | s   | s   |
| H52212               | Operation of parking lots   | 7                              | 170,366           | 158,555                     | 10,984  | 827   |
| H52213               | Operation of toll roads and bridges                                       | 7                              | 852,904           | 783,458                     | 42,150  | 27,296  |
| H52219               | Other supporting land transport activities, n.e.c.                        | s                              | s                 | s                           | s   | s   |
| H52220               | Service activities incidental to water transportation                     | 78                             | 2,359,038         | 2,186,741                   | 116,310   | 55,988  |

TABLE 3a Number of Establishments and Compensation, Separation and Retirement Pay of Employees for Transportation and Storage Establishments with Total Employment of 20 and Over by Region and Industry Sub-Class: Philippines, 2010 *(Continued)*

(Value in thousand pesos. Details may not add up to total due to rounding and/or statistical disclosure control)

| 2009<br>PSIC<br>Code    | Region/<br>Industry Description   | Number<br>of<br>Establishments | Compensation |                             |   |   |
|-------------------------|---|--------------------------------|--------------|-----------------------------|---|---|
|                         |   |                                | Total        | Gross Salaries<br>and Wages | Employer's<br>Contribution<br>to SSS/GSIS, etc. | Separation, Retirement/<br>Terminal Pay, Gratuities<br>and others |
|                         |   | (1)                            | (2)          | (3)                         | (4)   | (5)   |
| H52230                  | Service activities incidental to air transportation                     | 3                              | 144,676      | 132,177                     | 9,293   | 3,207   |
| H52241                  | Containerized cargo handling, auxiliary activity to land transport      | 4                              | 805,148      | 776,394                     | 28,686  | 68  |
| H52242                  | Non- containerized cargo handling, auxiliary activity to land transport | s                              | s            | s                           | s   | s   |
| H52243                  | Cargo handling, auxiliary activity to water transport                   | 11                             | 474,516      | 443,717                     | 19,064  | 11,734  |
| H52244                  | Cargo handling, auxiliary activity to air transport                     |                                |              |                             |   |   |
| H52291                  | Freight forwarding services   | 121                            | 2,648,495    | 2,446,461                   | 143,963   | 58,070  |
| H52292                  | Customs brokerage (ship and aircraft)                                   | 46                             | 638,932      | 574,361                     | 36,972  | 27,598  |
| H52293                  | Logistics services  | 36                             | 1,493,455    | 1,316,853                   | 70,096  | 106,506   |
| H53202                  | Messenger service   | 45                             | 2,312,930    | 2,115,764                   | 141,196   | 55,970  |
| National Capital Region |   | 466                            | 26,052,687   | 23,065,497                  | 1,159,611                                       | 1,827,579   |
| H49111                  | Inter-urban passenger railway transport                                 |                                |              |                             |   |   |
| H49112                  | Urban and suburban railway transport                                    | 3                              | 612,798      | 526,278                     | 71,998  | 14,522  |
| H49201                  | Inter-urban bus line operation  | 18                             | 1,350,292    | 1,224,519                   | 88,517  | 37,256  |
| H49202                  | Urban and suburban bus line operation                                   | 16                             | 115,709      | 105,433                     | 9,231   | 1,045   |
| H49203                  | Local bus line operation  | 4                              | 28,369       | 26,199                      | 2,170   | -   |
| H49204                  | Chartered buses operation (e.g. tourist buses)                          | 18                             | 395,938      | 379,177                     | 16,718  | 43  |
| H49205                  | Operation of school buses/shuttle                                       | 3                              | 16,677       | 14,853                      | 922   | 902   |
| H49323                  | Public utility cars and taxicabs operation                              | 7                              | 100,655      | 84,336                      | 16,319  | -   |
| H49324                  | Chartered cars operation (rent-a-car)                                   |                                |              |                             |   |   |
| H49331                  | Truck-for-hire operation (with driver)                                  | s                              | s            | s                           | s   | s   |
| H49332                  | Freight truck operation   | 58                             | 454,751      | 423,053                     | 25,595  | 6,103   |
| H49339                  | Freight transport operation, by road, n.e.c.                            | s                              | s            | s                           | s   | s   |
| H49400                  | Transport via pipeline  | s                              | s            | s                           | s   | s   |
| H50111                  | Ocean passenger transport   |                                |              |                             |   |   |
| H50112                  | Interisland water passenger transport                                   | 9                              | 1,213,049    | 767,480                     | 32,306  | 413,263   |
| H50113                  | Renting of ship with operator   | s                              | s            | s                           | s   | s   |
| H50121                  | Ocean freight transport   | 11                             | 456,005      | 407,014                     | 20,722  | 28,268  |
| H50122                  | Interisland water freight transport                                     | 23                             | 1,497,972    | 1,376,621                   | 72,198  | 49,153  |
| H50123                  | Towing and pushing services on coastal and trans-oceanic waters         | s                              | s            | s                           | s   | s   |
| H50210                  | Inland passenger water transport  | s                              | s            | s                           | s   | s   |
| H51101                  | Domestic air passenger transport  | 3                              | 9,386,263    | 8,114,343                   | 293,192   | 978,728   |
| H51102                  | International air passenger transport                                   |                                |              |                             |   |   |
| H51103                  | Non-scheduled air passenger transport                                   | 5                              | 139,048      | 133,879                     | 2,178   | 2,991   |

TABLE 3a Number of Establishments and Compensation, Separation and Retirement Pay of Employees for Transportation and Storage  
Establishments with Total Employment of 20 and Over by Region and Industry Sub-Class: Philippines, 2010 *(Continued)*

(Value in thousand pesos. Details may not add up to total due to rounding and/or statistical disclosure control)

| 2009<br>PSIC<br>Code                    | Region/<br>Industry Description                                       | Number<br>of<br>Establishments | Compensation  |                             |   |   |
|---|---|--------------------------------|---------------|-----------------------------|---|---|
|   |   |                                | Total         | Gross Salaries<br>and Wages | Employer's<br>Contribution<br>to SSS/GSIS, etc. | Separation, Retirement/<br>Terminal Pay, Gratuities<br>and others |
|   |   | (1)                            | (2)           | (3)                         | (4)   | (5)   |
| H52103                                  | Customs bonded warehouses   | 5                              | 56,385        | 53,254                      | 3,131   | -   |
| H52104                                  | Cold storage  | 12                             | 254,980       | 234,741                     | 11,348  | 8,890   |
| H52109                                  | Storage and warehousing, n.e.c.                                       | 4                              | 327,580       | 285,157                     | 19,015  | 23,408  |
| H52211                                  | Freight terminal facilities for trucking companies                    | s                              | s             | s                           | s   | s   |
| H52212                                  | Operation of parking lots   | 7                              | 170,366       | 158,555                     | 10,984  | 827   |
| H52213                                  | Operation of toll roads and bridges                                   | 7                              | 852,904       | 783,458                     | 42,150  | 27,296  |
| H52219                                  | Other supporting land transport activities, n.e.c.                    | s                              | s             | s                           | s   | s   |
| H52220                                  | Service activities incidental to water transportation                 | 17                             | 1,124,488     | 1,052,106                   | 45,247  | 27,136  |
| H52230                                  | Service activities incidental to air transportation                   | s                              | s             | s                           | s   | s   |
| H52241                                  | Containerized cargo handling, auxiliary activity to<br>land transport | 3                              | 815,872       | 786,784                     | 27,463  | 1,625   |
| H52244                                  | Cargo handling, auxiliary activity to air transport                   |                                |               |                             |   |   |
| H52291                                  | Freight forwarding services   | 108                            | 2,303,041     | 2,140,145                   | 110,447   | 52,449  |
| H52292                                  | Customs brokerage (ship and aircraft)                                 | 41                             | 582,235       | 533,744                     | 33,874  | 14,617  |
| H52293                                  | Logistics services  | 30                             | 1,203,192     | 1,068,528                   | 52,642  | 82,022  |
| H53202                                  | Messenger service   | 44                             | 2,300,741     | 2,104,641                   | 140,130   | 55,970  |
| <b>Cordillera Administrative Region</b> |   | <b>3</b>                       | <b>10,538</b> | <b>9,044</b>                | <b>1,494</b>                                    | <b>-</b>  |
| H49201                                  | Inter-urban bus line operation  | 3                              | 10,537        | 9,044                       | 1,494   | -   |
| H49203                                  | Local bus line operation  |                                |               |                             |   |   |
| <b>I-Ilocos Region</b>                  |   | <b>6</b>                       | <b>19,478</b> | <b>17,323</b>               | <b>2,155</b>                                    | <b>-</b>  |
| H49201                                  | Inter-urban bus line operation  | s                              | s             | s                           | s   | s   |
| H49204                                  | Chartered buses operation (e.g. tourist buses)                        | s                              | s             | s                           | s   | s   |
| H49332                                  | Freight truck operation   | s                              | s             | s                           | s   | s   |
| H52104                                  | Cold storage  | s                              | s             | s                           | s   | s   |
| <b>II - Cagayan Valley</b>              |   | <b>3</b>                       | <b>18,035</b> | <b>16,958</b>               | <b>1,077</b>                                    | <b>-</b>  |
| H49201                                  | Inter-urban bus line operation  | s                              | s             | s                           | s   | s   |
| H50122                                  | Interisland water freight transport                                   | s                              | s             | s                           | s   | s   |

TABLE 3a Number of Establishments and Compensation, Separation and Retirement Pay of Employees for Transportation and Storage Establishments with Total Employment of 20 and Over by Region and Industry Sub-Class: Philippines, 2010 *(Continued)*

(Value in thousand pesos. Details may not add up to total due to rounding and/or statistical disclosure control)

| 2009<br>PSIC<br>Code | Region/<br>Industry Description   | Number<br>of<br>Establishments | Compensation |                             |   |   |
|----------------------|---|--------------------------------|--------------|-----------------------------|---|---|
|                      |   |                                | Total        | Gross Salaries<br>and Wages | Employer's<br>Contribution<br>to SSS/GSIS, etc. | Separation, Retirement/<br>Terminal Pay, Gratuities<br>and others |
|                      |   | (1)                            | (2)          | (3)                         | (4)   | (5)   |
| III - Central Luzon  |   | 26                             | 919,465      | 845,555                     | 51,456  | 22,454  |
| H49201               | Inter-urban bus line operation  | 5                              | 265,510      | 245,909                     | 17,336  | 2,264   |
| H49203               | Local bus line operation  | 3                              | 11,125       | 10,624                      | 501   | -   |
| H49204               | Chartered buses operation (e.g. tourist buses)                            | }                              |              |                             |   |   |
| H49332               | Freight truck operation   | 7                              | 46,961       | 43,374                      | 2,620   | 967   |
| H51101               | Domestic air passenger transport  | s                              | s            | s                           | s   | s   |
| H52101               | General bonded warehouses except grain warehouse                          | s                              | s            | s                           | s   | s   |
| H52109               | Storage and warehousing, n.e.c.   | s                              | s            | s                           | s   | s   |
| H52230               | Service activities incidental to air transportation                       | }                              |              |                             |   |   |
| H52241               | Containerized cargo handling, auxiliary activity<br>to land transport     | 5                              | 367,946      | 345,162                     | 19,718  | 3,066   |
| H52244               | Cargo handling, auxiliary activity to air transport                       | }                              |              |                             |   |   |
| H52291               | Freight forwarding services   | }                              |              |                             |   |   |
| H52292               | Customs brokerage (ship and aircraft)                                     | 3                              | 56,964       | 41,786                      | 2,449   | 12,729  |
| H52293               | Logistics services  | }                              |              |                             |   |   |
| IVA - CALABARZON     |   | 60                             | 786,154      | 726,740                     | 43,380  | 16,035  |
| H49201               | Inter-urban bus line operation  | 10                             | 87,308       | 80,954                      | 6,079   | 275   |
| H49202               | Urban and suburban bus line operation                                     | 3                              | 33,996       | 30,056                      | 3,940   | -   |
| H49203               | Local bus line operation  | 4                              | 8,535        | 8,024                       | 317   | 195   |
| H49204               | Chartered buses operation (e.g. tourist buses)                            | }                              |              |                             |   |   |
| H49205               | Operation of school buses/shuttle   | 3                              | 32,371       | 30,032                      | 2,088   | 251   |
| H49310               | Urban or suburban passenger land transport, except<br>by railways and bus | s                              | s            | s                           | s   | s   |
| H49332               | Freight truck operation   | 21                             | 107,913      | 102,051                     | 5,862   | -   |
| H50112               | Interisland water passenger transport                                     | }                              |              |                             |   |   |
| H50122               | Interisland water freight transport                                       | 3                              | 221,872      | 203,671                     | 12,214  | 5,988   |
| H52104               | Cold storage  | 7                              | 136,591      | 127,585                     | 5,098   | 3,908   |
| H52109               | Storage and warehousing, n.e.c.   | }                              |              |                             |   |   |
| H52220               | Service activities incidental to water transportation                     | 3                              | 56,780       | 50,837                      | 3,145   | 2,798   |
| H52243               | Cargo handling, auxiliary activity to water transport                     | s                              | s            | s                           | s   | s   |
| H52291               | Freight forwarding services   | }                              |              |                             |   |   |
| H52293               | Logistics services  | 4                              | 79,227       | 73,200                      | 3,407   | 2,620   |

TABLE 3a Number of Establishments and Compensation, Separation and Retirement Pay of Employees for Transportation and Storage  
Establishments with Total Employment of 20 and Over by Region and Industry Sub-Class: Philippines, 2010 *(Continued)*

(Value in thousand pesos. Details may not add up to total due to rounding and/or statistical disclosure control)

| 2009<br>PSIC<br>Code | Region/<br>Industry Description  | Number<br>of<br>Establishments | Compensation |                             |   |   |       |
|----------------------|--|--------------------------------|--------------|-----------------------------|---|---|-------|
|                      |  |                                | Total        | Gross Salaries<br>and Wages | Employer's<br>Contribution<br>to SSS/GSIS, etc. | Separation, Retirement/<br>Terminal Pay, Gratuities<br>and others |       |
|                      |  | (1)                            | (2)          | (3)                         | (4)   | (5)   |       |
|                      | IVB - MIMAROPA   | 10                             | 38,882       | 32,139                      | 4,387   | 2,356   |       |
| H49203               | Local bus line operation   | s                              | s            | s                           | s   | s   |       |
| H50122               | Interisland water freight transport  | s                              | s            | s                           | s   | s   |       |
| H52220               | Service activities incidental to water transportation                      | 7                              | 27,786       | 24,065                      | 3,101   | 620   |       |
| H52242               | Non- containerized cargo handling, auxiliary activity<br>to land transport | s                              | s            | s                           | s   | s   |       |
|                      | V - Bicol Region   | 18                             | 165,707      | 151,892                     | 9,774   | 4,042   |       |
| H49201               | Inter-urban bus line operation   | }                              |              |                             |   |   |       |
| H49203               | Local bus line operation   | }                              | 5            | 41,508                      | 36,904  | 3,058   | 1,547 |
| H49332               | Freight truck operation  | s                              | s            | s                           | s   | s   |       |
| H50112               | Interisland water passenger transport                                      | s                              | s            | s                           | s   | s   |       |
| H50122               | Interisland water freight transport  | s                              | s            | s                           | s   | s   |       |
| H50210               | Inland passenger water transport   | s                              | s            | s                           | s   | s   |       |
| H52220               | Service activities incidental to water transportation                      | 8                              | 67,491       | 62,829                      | 2,168   | 2,495   |       |
| H52291               | Freight forwarding services  | s                              | s            | s                           | s   | s   |       |
|                      | VI - Western Visayas   | 28                             | 371,662      | 339,047                     | 24,423  | 8,192   |       |
| H49201               | Inter-urban bus line operation   | }                              |              |                             |   |   |       |
| H49203               | Local bus line operation   | }                              | 7            | 270,149                     | 247,931   | 18,568  | 3,651 |
| H49204               | Chartered buses operation (e.g. tourist buses)                             | }                              |              |                             |   |   |       |
| H49332               | Freight truck operation  | 8                              | 19,522       | 18,598                      | 923   | -   |       |
| H50112               | Interisland water passenger transport                                      | }                              |              |                             |   |   |       |
| H50122               | Interisland water freight transport  | }                              | 5            | 35,124                      | 31,201  | 2,060   | 1,863 |
| H50210               | Inland passenger water transport   | s                              | s            | s                           | s   | s   |       |
| H52109               | Storage and warehousing, n.e.c.  | s                              | s            | s                           | s   | s   |       |
| H52220               | Service activities incidental to water transportation                      | 3                              | 29,213       | 25,210                      | 1,445   | 2,558   |       |
| H52291               | Freight forwarding services  | }                              | 3            | 11,799                      | 10,566  | 1,112   | 120   |
| H52292               | Customs brokerage (ship and aircraft)                                      | }                              |              |                             |   |   |       |
|                      | VII - Central Visayas  | 76                             | 1,491,006    | 1,337,682                   | 106,317   | 47,007  |       |
| H49203               | Local bus line operation   | 3                              | 7,627        | 7,158                       | 419   | 50  |       |

TABLE 3a Number of Establishments and Compensation, Separation and Retirement Pay of Employees for Transportation and Storage Establishments with Total Employment of 20 and Over by Region and Industry Sub-Class: Philippines, 2010 *(Continued)*

(Value in thousand pesos. Details may not add up to total due to rounding and/or statistical disclosure control)

| 2009<br>PSIC<br>Code     | Region/<br>Industry Description                       | Number<br>of<br>Establishments | Compensation |                             |   |   |        |
|--------------------------|---|--------------------------------|--------------|-----------------------------|---|---|--------|
|                          |   |                                | Total        | Gross Salaries<br>and Wages | Employer's<br>Contribution<br>to SSS/GSIS, etc. | Separation, Retirement/<br>Terminal Pay, Gratuities<br>and others |        |
|                          |   |                                |              |                             |   |   | (1)    |
| H49323                   | Public utility cars and taxicabs operation            | 5                              | 24,788       | 16,951                      | 7,838   | -   |        |
| H49331                   | Truck-for-hire operation (with driver)                | s                              | s            | s                           | s   | s   |        |
| H49332                   | Freight truck operation                               | 11                             | 107,818      | 99,438                      | 7,517   | 864   |        |
| H50112                   | Interisland water passenger transport                 | 22                             | 592,311      | 544,607                     | 32,377  | 15,327  |        |
| H50121                   | Ocean freight transport                               | }                              | 10           | 116,839                     | 110,445   | 4,508   | 1,887  |
| H50122                   | Interisland water freight transport                   |                                |              |                             |   |   |        |
| H50210                   | Inland passenger water transport                      | s                              | s            | s                           | s   | s   |        |
| H50220                   | Inland freight water transport                        | s                              | s            | s                           | s   | s   |        |
| H51103                   | Non-scheduled air passenger transport                 | s                              | s            | s                           | s   | s   |        |
| H51203                   | Non-scheduled air freight transport                   | s                              | s            | s                           | s   | s   |        |
| H52104                   | Cold storage  | s                              | s            | s                           | s   | s   |        |
| H52211                   | Freight terminal facilities for trucking companies    | s                              | s            | s                           | s   | s   |        |
| H52220                   | Service activities incidental to water transportation | 8                              | 209,529      | 196,431                     | 11,697  | 1,400   |        |
| H52243                   | Cargo handling, auxiliary activity to water transport | s                              | s            | s                           | s   | s   |        |
| H52291                   | Freight forwarding services                           | 4                              | 121,988      | 96,146                      | 22,080  | 3,762   |        |
| H52292                   | Customs brokerage (ship and aircraft)                 | }                              | 3            | 225,878                     | 186,838   | 15,323  | 23,717 |
| H52293                   | Logistics services                                    |                                |              |                             |   |   |        |
| H53202                   | Messenger service                                     | s                              | s            | s                           | s   | s   |        |
| VIII - Eastern Visayas   |   | 14                             | 57,787       | 51,610                      | 5,321   | 856   |        |
| H49201                   | Inter-urban bus line operation                        | }                              | 4            | 13,357                      | 11,156  | 2,200   | -      |
| H49203                   | Local bus line operation                              |                                |              |                             |   |   |        |
| H49204                   | Chartered buses operation (e.g. tourist buses)        |                                |              |                             |   |   |        |
| H50112                   | Interisland water passenger transport                 | s                              | s            | s                           | s   | s   |        |
| H50122                   | Interisland water freight transport                   | s                              | s            | s                           | s   | s   |        |
| H52109                   | Storage and warehousing, n.e.c.                       | s                              | s            | s                           | s   | s   |        |
| H52220                   | Service activities incidental to water transportation | }                              | 7            | 38,455                      | 34,976  | 2,723   | 756    |
| H52243                   | Cargo handling, auxiliary activity to water transport |                                |              |                             |   |   |        |
| IX - Zamboanga Peninsula |   | 9                              | 201,195      | 188,596                     | 11,260  | 1,339   |        |
| H50112                   | Interisland water passenger transport                 | 5                              | 72,301       | 67,027                      | 5,275   | -   |        |
| H52220                   | Service activities incidental to water transportation | }                              | 4            | 128,894                     | 121,570   | 5,985   | 1,338  |
| H52243                   | Cargo handling, auxiliary activity to water transport |                                |              |                             |   |   |        |

TABLE 3a Number of Establishments and Compensation, Separation and Retirement Pay of Employees for Transportation and Storage  
Establishments with Total Employment of 20 and Over by Region and Industry Sub-Class: Philippines, 2010 *(Continued)*

(Value in thousand pesos. Details may not add up to total due to rounding and/or statistical disclosure control)

| 2009<br>PSIC<br>Code  | Region/<br>Industry Description                                 | Number<br>of<br>Establishments | Compensation |                             |   |   |
|-----------------------|---|--------------------------------|--------------|-----------------------------|---|---|
|                       |   |                                | Total        | Gross Salaries<br>and Wages | Employer's<br>Contribution<br>to SSS/GSIS, etc. | Separation, Retirement/<br>Terminal Pay, Gratuities<br>and others |
|                       |   | (1)                            | (2)          | (3)                         | (4)   | (5)   |
| X - Northern Mindanao |   | 27                             | 585,806      | 535,665                     | 20,260  | 29,881  |
| H49201                | Inter-urban bus line operation                                  | 3                              | 225,099      | 208,436                     | 3,208   | 13,454  |
| H49204                | Chartered buses operation (e.g. tourist buses)                  | s                              | s            | s                           | s   | s   |
| H49332                | Freight truck operation   | 8                              | 30,712       | 28,798                      | 1,868   | 45  |
| H50112                | Interisland water passenger transport                           | s                              | s            | s                           | s   | s   |
| H52220                | Service activities incidental to water transportation           | 8                              | 139,204      | 124,476                     | 7,276   | 7,452   |
| H52243                | Cargo handling, auxiliary activity to water transport           | 3                              | 155,278      | 140,736                     | 5,736   | 8,806   |
| H52291                | Freight forwarding services                                     | s                              | s            | s                           | s   | s   |
| H52292                | Customs brokerage (ship and aircraft)                           | s                              | s            | s                           | s   | s   |
| XI - Davao Region     |   | 30                             | 1,039,309    | 941,374                     | 61,158  | 36,776  |
| H49202                | Urban and suburban bus line operation                           | }                              | 7            | 284,647                     | 245,986   | 17,585  |
| H49203                | Local bus line operation  |                                |              |                             |   |   |
| H49323                | Public utility cars and taxicabs operation                      | s                              | s            | s                           | s   | s   |
| H49332                | Freight truck operation   | 9                              | 98,487       | 85,595                      | 7,024   | 5,868   |
| H50123                | Towing and pushing services on coastal and trans-oceanic waters | s                              | s            | s                           | s   | s   |
| H52103                | Customs bonded warehouses                                       | s                              | s            | s                           | s   | s   |
| H52220                | Service activities incidental to water transportation           | 8                              | 481,426      | 442,256                     | 29,352  | 9,817   |
| H52291                | Freight forwarding services                                     | }                              | 3            | 138,895                     | 133,361   | 5,518   |
| H52292                | Customs brokerage (ship and aircraft)                           |                                |              |                             |   |   |
| XII - SOCCSKSARGEN    |   | a/ 15                          | a/ 242,496   | a/ 218,993                  | a/ 16,019                                       | a/ 7,483  |
| H49201                | Inter-urban bus line operation                                  | s                              | s            | s                           | s   | s   |
| H49332                | Freight truck operation   | 5                              | 17,283       | 15,717                      | 1,566   | -   |
| H50122                | Interisland water freight transport                             | s                              | s            | s                           | s   | s   |
| H52104                | Cold storage  | s                              | s            | s                           | s   | s   |
| H52220                | Service activities incidental to water transportation           | b/ 4                           | b/ 62,503    | b/ 58,761                   | b/ 3,741  | b/ -  |
| H52243                | Cargo handling, auxiliary activity to water transport           | s                              | s            | s                           | s   | s   |
| H52291                | Freight forwarding services                                     | s                              | s            | s                           | s   | s   |

TABLE 3a Number of Establishments and Compensation, Separation and Retirement Pay of Employees for Transportation and Storage  
Establishments with Total Employment of 20 and Over by Region and Industry Sub-Class: Philippines, 2010 *(Concluded)*

(Value in thousand pesos. Details may not add up to total due to rounding and/or statistical disclosure control)

| 2009<br>PSIC<br>Code | Region/<br>Industry Description                       | Number<br>of<br>Establishments | Compensation  |                             |   |   |
|----------------------|---|--------------------------------|---------------|-----------------------------|---|---|
|                      |   |                                | Total         | Gross Salaries<br>and Wages | Employer's<br>Contribution to<br>SSS/GSIS, etc. | Separation, Retirement/<br>Terminal Pay, Gratuities<br>and others |
|                      |   | (1)                            | (2)           | (3)                         | (4)   | (5)   |
|                      | <b>XIII - Caraga</b>                                  | <b>5</b>                       | <b>28,025</b> | <b>24,537</b>               | <b>2,718</b>                                    | <b>770</b>  |
| H49331               | Truck-for-hire operation (with driver)                | s                              | s             | s                           | s   | s   |
| H49332               | Freight truck operation                               | s                              | s             | s                           | s   | s   |
| H52220               | Service activities incidental to water transportation | s                              | s             | s                           | s   | s   |
|                      | <b>Autonomous Region in Muslim Mindanao</b>           | <b>c/</b>                      | <b>c/</b>     | <b>c/</b>                   | <b>c/</b>                                       | <b>c/</b>   |
| H52220               | Service activities incidental to water transportation | d/                             | d/            | d/                          | d/  | d/  |

a/ - Includes data of ARMM

b/ - Includes data H52220 of ARMM

c/ - Data combined with SOCKSARGEN

d/ - Data combined with H52220 of SOCKSARGEN

TABLE 4a Number of Establishments and Revenue by Type for Transportation and Storage Establishments with Total Employment of 20 and Over by Region and Industry Sub-Class: Philippines, 2010

(Value in thousand pesos. Details may not add up to total due to rounding and/or statistical disclosure control)

| 2009<br>PSIC<br>Code | Region/<br>Industry Description   | Number<br>of<br>Establishments | Revenue     |                                  |  |                    |  |                    |         |
|----------------------|---|--------------------------------|-------------|----------------------------------|--|--------------------|--|--------------------|---------|
|                      |   |                                | Total       | Revenue<br>from Main<br>Activity | Non-<br>industrial<br>Services<br>Done<br>for Others | Interest<br>Income | Industrial<br>Services<br>Done<br>for Others | Dividend<br>Income |         |
|                      |   |                                |             |                                  |  |                    |  |                    | (1)     |
|                      | Philippines   | 796                            | 266,165,349 | 243,395,227                      | 5,899,503  | 1,008,089          | -  | 806,015            |         |
| H49111               | Inter-urban passenger railway transport                                   | }                              |             |                                  |  |                    |  | -                  | -       |
| H49112               | Urban and suburban railway transport                                      | }                              | 3           | 5,554,526                        | 5,095,486  | 242,428            | 108,133                                      | -                  | 14      |
| H49201               | Inter-urban bus line operation  |                                | 49          | 9,491,491                        | 9,334,384  | 136,084            | 16,895                                       | -                  | 13      |
| H49202               | Urban and suburban bus line operation                                     |                                | 20          | 838,502                          | 837,248  | 3                  | 83   | -                  | -       |
| H49203               | Local bus line operation  |                                | 31          | 1,284,717                        | 1,272,688  | 11,455             | 57   | -                  | -       |
| H49204               | Chartered buses operation (e.g. tourist buses)                            |                                | 24          | 1,553,211                        | 1,527,187  | -                  | 466  | -                  | -       |
| H49205               | Operation of school buses/shuttle   |                                | 5           | 310,999                          | 310,994  | -                  | 5  | -                  | -       |
| H49310               | Urban or suburban passenger land transport,<br>except by railways and bus |                                | s           | s                                | s  | s                  | s  | s                  | s       |
| H49323               | Public utility cars and taxicabs operation                                | }                              | 13          | 700,372                          | 675,596  | 14,302             | -  | -                  | -       |
| H49324               | Chartered cars operation (rent-a-car)                                     | }                              |             |                                  |  |                    |  |                    |         |
| H49331               | Truck-for-hire operation (with driver)                                    |                                | 4           | 66,232                           | 66,232   | -                  | -  | -                  | -       |
| H49332               | Freight truck operation   |                                | 130         | 5,732,905                        | 5,128,431  | 272,502            | 5,981  | -                  | -       |
| H49339               | Freight transport operation, by road, n.e.c.                              |                                | s           | s                                | s  | s                  | s  | s                  | s       |
| H49400               | Transport via pipeline  |                                | s           | s                                | s  | s                  | s  | s                  | s       |
| H50111               | Ocean passenger transport   |                                | s           | s                                | s  | s                  | s  | s                  | s       |
| H50112               | Interisland water passenger transport                                     |                                | 41          | 15,860,091                       | 15,271,905   | 104,956            | 86,979                                       | -                  | 113,222 |
| H50113               | Renting of ship with operator   |                                | s           | s                                | s  | s                  | s  | s                  | s       |
| H50121               | Ocean freight transport   |                                | 13          | 8,986,461                        | 8,846,239  | -                  | 4,851  | -                  | 12      |
| H50122               | Interisland water freight transport                                       |                                | 41          | 21,378,233                       | 21,028,090   | 61,904             | 120,656                                      | -                  | 40,809  |
| H50123               | Towing and pushing services on coastal and trans-<br>oceanic waters       |                                | s           | s                                | s  | s                  | s  | s                  | s       |
| H50210               | Inland passenger water transport  | }                              | 5           | 96,782                           | 87,548   | 714                | 4,090  | -                  | 2       |
| H50220               | Inland freight water transport  | }                              |             |                                  |  |                    |  | -                  | 2       |
| H51101               | Domestic air passenger transport  | }                              | 4           | 100,935,851                      | 90,431,854   | 1,474,865          | 203,587                                      | -                  | 152,235 |
| H51102               | International air passenger transport                                     | }                              |             |                                  |  |                    |  |                    |         |
| H51103               | Non-scheduled air passenger transport                                     |                                | 6           | 1,584,613                        | 1,483,490  | 22,524             | 118  | -                  | -       |
| H51203               | Non-scheduled air freight transport                                       |                                | s           | s                                | s  | s                  | s  | s                  | s       |
| H52101               | General bonded warehouses except grain warehouse                          | }                              |             |                                  |  |                    |  |                    |         |
| H52103               | Customs bonded warehouses   | }                              | 7           | 1,150,294                        | 1,122,721  | 18,958             | 1,990  | -                  | -       |
| H52104               | Cold storage  |                                | 20          | 3,856,640                        | 3,026,254  | 81,172             | 12,020                                       | -                  | 6       |
| H52109               | Storage and warehousing, n.e.c.   |                                | 9           | 3,628,105                        | 3,242,937  | 343,493            | 2,946  | -                  | 1       |
| H52211               | Freight terminal facilities for trucking companies                        |                                | s           | s                                | s  | s                  | s  | s                  | s       |
| H52212               | Operation of parking lots   |                                | 7           | 480,845                          | 480,108  | 270                | 250  | -                  | -       |
| H52213               | Operation of toll roads and bridges                                       |                                | 7           | 13,101,179                       | 12,171,581   | 106,354            | 171,288                                      | -                  | 109     |
| H52219               | Other supporting land transport activities, n.e.c.                        |                                | s           | s                                | s  | s                  | s  | s                  | s       |

TABLE 4a Number of Establishments and Revenue by Type for Transportation and Storage Establishments with Total Employment of 20 and Over  
by Region and Industry Sub-Class: Philippines, 2010 *(Continued)*

(Value in thousand pesos. Details may not add up to total due to rounding and/or statistical disclosure control)

| 2009<br>PSIC<br>Code    | Region/<br>Industry Description   | Number<br>of<br>Establishments | Revenue     |                                  |  |                    |  |                    |
|-------------------------|---|--------------------------------|-------------|----------------------------------|--|--------------------|--|--------------------|
|                         |   |                                | Total       | Revenue<br>from Main<br>Activity | Non-<br>industrial<br>Services<br>Done<br>for Others | Interest<br>Income | Industrial<br>Services<br>Done<br>for Others | Dividend<br>Income |
|                         |   |                                |             |                                  |  |                    |  |                    |
| H52220                  | Service activities incidental to water transportation                   | 78                             | 13,123,244  | 12,292,170                       | 162,901  | 59,523             | -  | 28,258             |
| H52230                  | Service activities incidental to air transportation                     | 3                              | 367,570     | 324,261                          | -  | 1,768              | -  | -                  |
| H52241                  | Containerized cargo handling, auxiliary activity to land transport      | 4                              | 12,156,376  | 10,565,355                       | 101,437  | 127,188            | -  | 461,478            |
| H52242                  | Non- containerized cargo handling, auxiliary activity to land transport | S                              | S           | S                                | S  | S                  | S  | S                  |
| H52243                  | Cargo handling, auxiliary activity to water transport                   | 11                             | 928,882     | 851,036                          | 70,233   | 1,995              | -  | -                  |
| H52244                  | Cargo handling, auxiliary activity to air transport                     |                                |             |                                  |  |                    |  |                    |
| H52291                  | Freight forwarding services   | 121                            | 12,711,104  | 11,895,913                       | 689,188  | 12,192             | -  | 7,141              |
| H52292                  | Customs brokerage (ship and aircraft)                                   | 46                             | 2,843,649   | 2,554,831                        | 170,807  | 45,353             | -  | 4                  |
| H52293                  | Logistics services  | 36                             | 12,378,057  | 12,250,607                       | 56,978   | 7,331              | -  | 2,537              |
| H53202                  | Messenger service   | 45                             | 12,154,972  | 8,376,990                        | 1,716,156  | 2,753              | -  | 16                 |
| National Capital Region |   | 466                            | 228,297,595 | 206,856,181                      | 5,146,874  | 963,774            | -  | 805,845            |
| H49111                  | Inter-urban passenger railway transport                                 |                                |             |                                  |  |                    |  |                    |
| H49112                  | Urban and suburban railway transport                                    | 3                              | 5,554,526   | 5,095,486                        | 242,428  | 108,133            | -  | 14                 |
| H49201                  | Inter-urban bus line operation  | 18                             | 5,195,576   | 5,060,839                        | 117,339  | 15,353             | -  | 13                 |
| H49202                  | Urban and suburban bus line operation                                   | 16                             | 401,170     | 400,454                          | 3  | 83                 | -  | -                  |
| H49203                  | Local bus line operation  | 4                              | 78,824      | 68,279                           | 10,545   | -                  | -  | -                  |
| H49204                  | Chartered buses operation (e.g. tourist buses)                          | 18                             | 1,424,623   | 1,398,621                        | -  | 444                | -  | -                  |
| H49205                  | Operation of school buses/shuttle                                       | 3                              | 92,145      | 92,145                           | -  | -                  | -  | -                  |
| H49323                  | Public utility cars and taxicabs operation                              | 7                              | 493,265     | 480,124                          | 3,450  | -                  | -  | -                  |
| H49324                  | Chartered cars operation (rent-a-car)                                   |                                |             |                                  |  |                    |  |                    |
| H49331                  | Truck-for-hire operation (with driver)                                  | S                              | S           | S                                | S  | S                  | S  | S                  |
| H49332                  | Freight truck operation   | 58                             | 2,300,619   | 2,268,883                        | 3,253  | 537                | -  | -                  |
| H49339                  | Freight transport operation, by road, n.e.c.                            | S                              | S           | S                                | S  | S                  | S  | S                  |
| H49400                  | Transport via pipeline  | S                              | S           | S                                | S  | S                  | S  | S                  |
| H50111                  | Ocean passenger transport   |                                |             |                                  |  |                    |  |                    |
| H50112                  | Interisland water passenger transport                                   | 9                              | 9,166,527   | 8,682,232                        | 499  | 86,151             | -  | 113,181            |
| H50113                  | Renting of ship with operator   | S                              | S           | S                                | S  | S                  | S  | S                  |
| H50121                  | Ocean freight transport   | 11                             | 8,618,712   | 8,478,782                        | -  | 4,851              | -  | 12                 |
| H50122                  | Interisland water freight transport                                     | 23                             | 19,846,570  | 19,511,868                       | 60,395   | 117,789            | -  | 40,809             |
| H50123                  | Towing and pushing services on coastal and trans-oceanic waters         | S                              | S           | S                                | S  | S                  | S  | S                  |
| H50210                  | Inland passenger water transport  | S                              | S           | S                                | S  | S                  | S  | S                  |

TABLE 4a Number of Establishments and Revenue by Type for Transportation and Storage Establishments with Total Employment of 20 and Over by Region and Industry Sub-Class: Philippines, 2010 *(Continued)*

(Value in thousand pesos. Details may not add up to total due to rounding and/or statistical disclosure control)

| 2009<br>PSIC<br>Code             | Region/<br>Industry Description                                    | Number<br>of<br>Establishments | Revenue |                                  |  |                    |  |                    |         |
|----------------------------------|--|--------------------------------|---------|----------------------------------|--|--------------------|--|--------------------|---------|
|                                  |  |                                | Total   | Revenue<br>from Main<br>Activity | Non-<br>industrial<br>Services<br>Done<br>for Others | Interest<br>Income | Industrial<br>Services<br>Done<br>for Others | Dividend<br>Income |         |
|                                  |  | (1)                            | (2)     | (3)                              | (4)  | (5)                | (6)  | (7)                |         |
| H51101                           | Domestic air passenger transport                                   | }                              | 3       | 98,438,706                       | 87,934,861   | 1,474,865          | 203,587                                      | -                  | 152,235 |
| H51102                           | International air passenger transport                              | }                              |         |                                  |  |                    |  |                    |         |
| H51103                           | Non-scheduled air passenger transport                              |                                | 5       | 1,479,520                        | 1,381,056  | 22,524             | 76   | -                  | -       |
| H52103                           | Customs bonded warehouses  |                                | 5       | 504,239                          | 487,049  | 17,096             | 94   | -                  | -       |
| H52104                           | Cold storage   |                                | 12      | 2,507,245                        | 1,688,788  | 80,191             | 6,417  | -                  | 6       |
| H52109                           | Storage and warehousing, n.e.c.                                    |                                | 4       | 985,093                          | 638,761  | 343,493            | 421  | -                  | -       |
| H52211                           | Freight terminal facilities for trucking companies                 |                                | s       | s                                | s  | s                  | s  | s                  | s       |
| H52212                           | Operation of parking lots  |                                | 7       | 480,845                          | 480,108  | 270                | 250  | -                  | -       |
| H52213                           | Operation of toll roads and bridges                                |                                | 7       | 13,101,179                       | 12,171,581   | 106,354            | 171,288                                      | -                  | 109     |
| H52219                           | Other supporting land transport activities, n.e.c.                 |                                | s       | s                                | s  | s                  | s  | s                  | s       |
| H52220                           | Service activities incidental to water transportation              |                                | 17      | 8,811,407                        | 8,219,841  | 1,885              | 45,403                                       | -                  | 28,256  |
| H52230                           | Service activities incidental to air transportation                |                                | s       | s                                | s  | s                  | s  | s                  | s       |
| H52241                           | Containerized cargo handling, auxiliary activity to land transport | }                              | 3       | 11,803,716                       | 10,236,820   | 101,437            | 127,447                                      | -                  | 461,478 |
| H52244                           | Cargo handling, auxiliary activity to air transport                | }                              |         |                                  |  |                    |  |                    |         |
| H52291                           | Freight forwarding services  |                                | 108     | 10,616,965                       | 9,847,086  | 648,512            | 11,905                                       | -                  | 7,141   |
| H52292                           | Customs brokerage (ship and aircraft)                              |                                | 41      | 2,615,547                        | 2,333,096  | 166,269            | 44,920                                       | -                  | 4       |
| H52293                           | Logistics services   |                                | 30      | 10,339,906                       | 10,271,744   | 20,432             | 7,053  | -                  | 2,412   |
| H53202                           | Messenger service  |                                | 44      | 12,108,441                       | 8,330,459  | 1,716,156          | 2,753  | -                  | 16      |
| Cordillera Administrative Region |  |                                | 3       | 34,858                           | 31,733   | 3,124              | -  | -                  | -       |
| H49201                           | Inter-urban bus line operation                                     | }                              | 3       | 34,858                           | 31,733   | 3,124              | -  | -                  | -       |
| H49203                           | Local bus line operation   | }                              |         |                                  |  |                    |  |                    |         |
| I-Ilocos Region                  |  |                                | 6       | 96,815                           | 96,815   | -                  | -  | -                  | -       |
| H49201                           | Inter-urban bus line operation                                     |                                | s       | s                                | s  | s                  | s  | s                  | s       |
| H49204                           | Chartered buses operation (e.g. tourist buses)                     |                                | s       | s                                | s  | s                  | s  | s                  | s       |
| H49332                           | Freight truck operation  |                                | s       | s                                | s  | s                  | s  | s                  | s       |
| H52104                           | Cold storage   |                                | s       | s                                | s  | s                  | s  | s                  | s       |
| II - Cagayan Valley              |  |                                | 3       | 63,815                           | 56,850   | 388                | 1,849  | -                  | -       |
| H49201                           | Inter-urban bus line operation                                     |                                | s       | s                                | s  | s                  | s  | s                  | s       |

TABLE 4a Number of Establishments and Revenue by Type for Transportation and Storage Establishments with Total Employment of 20 and Over  
by Region and Industry Sub-Class: Philippines, 2010 *(Continued)*

(Value in thousand pesos. Details may not add up to total due to rounding and/or statistical disclosure control)

| 2009<br>PSIC<br>Code | Region/<br>Industry Description   | Number<br>of<br>Establishments | Revenue   |                                  |  |                    |  |                    |
|----------------------|---|--------------------------------|-----------|----------------------------------|--|--------------------|--|--------------------|
|                      |   |                                | Total     | Revenue<br>from Main<br>Activity | Non-<br>industrial<br>Services<br>Done<br>for Others | Interest<br>Income | Industrial<br>Services<br>Done<br>for Others | Dividend<br>Income |
|                      |   |                                |           |                                  |  |                    |  |                    |
| H50122               | Interisland water freight transport                                       | s                              | s         | s                                | s  | s                  | s  | s                  |
| III - Central Luzon  |   | 26                             | 6,069,471 | 5,903,379                        | 83,567   | 7,058              | -  | -                  |
| H49201               | Inter-urban bus line operation  | 5                              | 1,006,153 | 995,101                          | 11,050   | 3                  | -  | -                  |
| H49203               | Local bus line operation  | 3                              | 44,978    | 44,589                           | -  | 22                 | -  | -                  |
| H49204               | Chartered buses operation (e.g. tourist buses)                            | }                              |           |                                  |  |                    |  |                    |
| H49332               | Freight truck operation   | 7                              | 440,461   | 439,698                          | 423  | 231                | -  | -                  |
| H51101               | Domestic air passenger transport  | s                              | s         | s                                | s  | s                  | s  | s                  |
| H52101               | General bonded warehouses except grain warehouse                          | s                              | s         | s                                | s  | s                  | s  | s                  |
| H52109               | Storage and warehousing, n.e.c.   | s                              | s         | s                                | s  | s                  | s  | s                  |
| H52230               | Service activities incidental to air transportation                       | }                              |           |                                  |  |                    |  |                    |
| H52241               | Containerized cargo handling, auxiliary activity<br>to land transport     | }                              | 5         | 1,143,572                        | 1,003,358  | 70,233             | 3,064  | -                  |
| H52244               | Cargo handling, auxiliary activity to air transport                       | }                              |           |                                  |  |                    |  |                    |
| H52291               | Freight forwarding services   | }                              |           |                                  |  |                    |  |                    |
| H52292               | Customs brokerage (ship and aircraft)                                     | }                              | 3         | 274,812                          | 273,468  | -                  | 49   | -                  |
| H52293               | Logistics services  | }                              |           |                                  |  |                    |  |                    |
| IVA - CALABARZON     |   | 60                             | 8,265,337 | 8,147,045                        | 50,347   | 13,028             | -  | 1                  |
| H49201               | Inter-urban bus line operation  | 10                             | 494,312   | 494,312                          | -  | -                  | -  | -                  |
| H49202               | Urban and suburban bus line operation                                     | 3                              | 157,659   | 157,121                          | -  | -                  | -  | -                  |
| H49203               | Local bus line operation  | 4                              | 58,803    | 58,803                           | -  | -                  | -  | -                  |
| H49204               | Chartered buses operation (e.g. tourist buses)                            | }                              |           |                                  |  |                    |  |                    |
| H49205               | Operation of school buses/shuttle   | }                              | 3         | 264,627                          | 264,622  | -                  | 5  | -                  |
| H49310               | Urban or suburban passenger land transport, except<br>by railways and bus | s                              | s         | s                                | s  | s                  | s  | s                  |
| H49332               | Freight truck operation   | 21                             | 603,512   | 603,470                          | -  | 42                 | -  | -                  |
| H50112               | Interisland water passenger transport                                     | }                              |           |                                  |  |                    |  |                    |
| H50122               | Interisland water freight transport                                       | }                              | 3         | 2,026,833                        | 2,026,601  | -                  | 233  | -                  |
| H52104               | Cold storage  | }                              | 7         | 3,793,981                        | 3,753,708  | 981                | 6,238  | -                  |
| H52109               | Storage and warehousing, n.e.c.   | }                              |           |                                  |  |                    |  |                    |
| H52220               | Service activities incidental to water transportation                     | 3                              | 469,763   | 431,296                          | 32,077   | 6,390              | -  | -                  |
| H52243               | Cargo handling, auxiliary activity to water transport                     | s                              | s         | s                                | s  | s                  | s  | s                  |

TABLE 4a Number of Establishments and Revenue by Type for Transportation and Storage Establishments with Total Employment of 20 and Over  
by Region and Industry Sub-Class: Philippines, 2010 *(Continued)*

(Value in thousand pesos. Details may not add up to total due to rounding and/or statistical disclosure control)

| 2009<br>PSIC<br>Code | Region/<br>Industry Description   | Number<br>of<br>Establishments | Revenue |                                  |  |                    |  |                    |     |
|----------------------|---|--------------------------------|---------|----------------------------------|--|--------------------|--|--------------------|-----|
|                      |   |                                | Total   | Revenue<br>from Main<br>Activity | Non-<br>industrial<br>Services<br>Done<br>for Others | Interest<br>Income | Industrial<br>Services<br>Done<br>for Others | Dividend<br>Income |     |
|                      |   |                                |         |                                  |  |                    |  |                    | (1) |
| H52291               | Freight forwarding services   | }                              |         |                                  |  |                    |  |                    |     |
| H52293               | Logistics services  | }                              | 4       | 323,704                          | 285,332  | 17,288             | 109  | -                  | -   |
| IVB - MIMAROPA       |   |                                | 10      | 167,014                          | 163,555  | -                  | 558  | -                  | -   |
| H49203               | Local bus line operation  | S                              | S       | S                                | S  | S                  | S  | S                  | S   |
| H50122               | Interisland water freight transport                                     | S                              | S       | S                                | S  | S                  | S  | S                  | S   |
| H52220               | Service activities incidental to water transportation                   | 7                              | 88,389  | 87,832                           | -  | 558                | -  | -                  | -   |
| H52242               | Non- containerized cargo handling, auxiliary activity to land transport | S                              | S       | S                                | S  | S                  | S  | S                  | S   |
| V - Bicol Region     |   |                                | 18      | 683,888                          | 619,029  | 46,611             | 1,706  | -                  | -   |
| H49201               | Inter-urban bus line operation  | }                              |         |                                  |  |                    |  |                    |     |
| H49203               | Local bus line operation  | }                              | 5       | 123,854                          | 121,573  | 83                 | 1,215  | -                  | -   |
| H49332               | Freight truck operation   | S                              | S       | S                                | S  | S                  | S  | S                  | S   |
| H50112               | Interisland water passenger transport                                   | S                              | S       | S                                | S  | S                  | S  | S                  | S   |
| H50122               | Interisland water freight transport                                     | S                              | S       | S                                | S  | S                  | S  | S                  | S   |
| H50210               | Inland passenger water transport  | S                              | S       | S                                | S  | S                  | S  | S                  | S   |
| H52220               | Service activities incidental to water transportation                   | 8                              | 182,375 | 150,875                          | 31,500   | -                  | -  | -                  | -   |
| H52291               | Freight forwarding services   | S                              | S       | S                                | S  | S                  | S  | S                  | S   |
| VI - Western Visayas |   |                                | 28      | 1,424,676                        | 1,402,762  | 13,203             | 4,136  | -                  | -   |
| H49201               | Inter-urban bus line operation  | }                              |         |                                  |  |                    |  |                    |     |
| H49203               | Local bus line operation  | }                              | 7       | 1,066,137                        | 1,064,027  | 1,899              | 30   | -                  | -   |
| H49204               | Chartered buses operation (e.g. tourist buses)                          | }                              |         |                                  |  |                    |  |                    |     |
| H49332               | Freight truck operation   | 8                              | 60,536  | 55,768                           | 4,768  | -                  | -  | -                  | -   |
| H50112               | Interisland water passenger transport                                   | }                              |         |                                  |  |                    |  |                    |     |
| H50122               | Interisland water freight transport                                     | }                              | 5       | 139,542                          | 139,528  | -                  | 14   | -                  | -   |
| H50210               | Inland passenger water transport  | S                              | S       | S                                | S  | S                  | S  | S                  | S   |
| H52109               | Storage and warehousing, n.e.c.   | S                              | S       | S                                | S  | S                  | S  | S                  | S   |
| H52220               | Service activities incidental to water transportation                   | 3                              | 89,693  | 88,228                           | 1,453  | 10                 | -  | -                  | -   |
| H52291               | Freight forwarding services   | }                              | 3       | 45,353                           | 40,840   | 4,513              | -  | -                  | -   |
| H52292               | Customs brokerage (ship and aircraft)                                   | }                              |         |                                  |  |                    |  |                    |     |

TABLE 4a Number of Establishments and Revenue by Type for Transportation and Storage Establishments with Total Employment of 20 and Over  
by Region and Industry Sub-Class: Philippines, 2010 *(Continued)*

(Value in thousand pesos. Details may not add up to total due to rounding and/or statistical disclosure control)

| 2009<br>PSIC<br>Code     | Region/<br>Industry Description                       | Number<br>of<br>Establishments | Revenue    |                                  |  |                    |  |                    |     |
|--------------------------|---|--------------------------------|------------|----------------------------------|--|--------------------|--|--------------------|-----|
|                          |   |                                | Total      | Revenue<br>from Main<br>Activity | Non-<br>industrial<br>Services<br>Done<br>for Others | Interest<br>Income | Industrial<br>Services<br>Done<br>for Others | Dividend<br>Income |     |
|                          |   | (1)                            | (2)        | (3)                              | (4)  | (5)                | (6)  | (7)                |     |
| VII - Central Visayas    |   | 76                             | 12,035,142 | 11,323,946                       | 410,711  | 7,276              | -  | 168                |     |
| H49203                   | Local bus line operation                              | 3                              | 21,317     | 21,317                           | -  | -                  | -  | -                  |     |
| H49323                   | Public utility cars and taxicabs operation            | 5                              | 148,681    | 137,046                          | 10,852   | -                  | -  | -                  |     |
| H49331                   | Truck-for-hire operation (with driver)                | s                              | s          | s                                | s  | s                  | s  | s                  |     |
| H49332                   | Freight truck operation                               | 11                             | 1,134,056  | 608,640                          | 241,631  | 3,108              | -  | -                  |     |
| H50112                   | Interisland water passenger transport                 | 22                             | 5,945,594  | 5,878,472                        | 63,608   | 1,410              | -  | 41                 |     |
| H50121                   | Ocean freight transport                               | }                              | 10         | 783,716                          | 777,899  | 1,122              | 968  | -                  | -   |
| H50122                   | Interisland water freight transport                   |                                |            |                                  |  |                    |  |                    |     |
| H50210                   | Inland passenger water transport                      | s                              | s          | s                                | s  | s                  | s  | s                  |     |
| H50220                   | Inland freight water transport                        | s                              | s          | s                                | s  | s                  | s  | s                  |     |
| H51103                   | Non-scheduled air passenger transport                 | s                              | s          | s                                | s  | s                  | s  | s                  |     |
| H51203                   | Non-scheduled air freight transport                   | s                              | s          | s                                | s  | s                  | s  | s                  |     |
| H52104                   | Cold storage  | s                              | s          | s                                | s  | s                  | s  | s                  |     |
| H52211                   | Freight terminal facilities for trucking companies    | s                              | s          | s                                | s  | s                  | s  | s                  |     |
| H52220                   | Service activities incidental to water transportation | 8                              | 669,284    | 664,363                          | 3,223  | 1,513              | -  | -                  |     |
| H52243                   | Cargo handling, auxiliary activity to water transport | s                              | s          | s                                | s  | s                  | s  | s                  |     |
| H52291                   | Freight forwarding services                           | 4                              | 1,190,223  | 1,147,926                        | 40,675   | 56                 | -  | -                  |     |
| H52292                   | Customs brokerage (ship and aircraft)                 | }                              | 3          | 1,750,718                        | 1,729,801  | 19,259             | 170  | -                  | 125 |
| H52293                   | Logistics services                                    |                                |            |                                  |  |                    |  |                    |     |
| H53202                   | Messenger service                                     | s                              | s          | s                                | s  | s                  | s  | s                  |     |
| VIII - Eastern Visayas   |   | 14                             | 255,567    | 246,052                          | 909  | 3                  | -  | -                  |     |
| H49201                   | Inter-urban bus line operation                        | }                              | 4          | 71,140                           | 70,230   | 909                | -  | -                  | -   |
| H49203                   | Local bus line operation                              |                                |            |                                  |  |                    |  |                    |     |
| H49204                   | Chartered buses operation (e.g. tourist buses)        |                                |            |                                  |  |                    |  |                    |     |
| H50112                   | Interisland water passenger transport                 | s                              | s          | s                                | s  | s                  | s  | s                  |     |
| H50122                   | Interisland water freight transport                   | s                              | s          | s                                | s  | s                  | s  | s                  |     |
| H52109                   | Storage and warehousing, n.e.c.                       | s                              | s          | s                                | s  | s                  | s  | s                  |     |
| H52220                   | Service activities incidental to water transportation | }                              | 7          | 76,245                           | 76,245   | -                  | -  | -                  | -   |
| H52243                   | Cargo handling, auxiliary activity to water transport |                                |            |                                  |  |                    |  |                    |     |
| IX - Zamboanga Peninsula |   | 9                              | 831,541    | 784,139                          | 40,889   | 141                | -  | -                  |     |
| H50112                   | Interisland water passenger transport                 | 5                              | 629,301    | 588,452                          | 40,849   | -                  | -  | -                  |     |

TABLE 4a Number of Establishments and Revenue by Type for Transportation and Storage Establishments with Total Employment of 20 and Over by Region and Industry Sub-Class: Philippines, 2010 *(Continued)*

(Value in thousand pesos. Details may not add up to total due to rounding and/or statistical disclosure control)

| 2009<br>PSIC<br>Code  | Region/<br>Industry Description                                 | Number<br>of<br>Establishments | Revenue |                                  |  |                    |  |                    |      |
|-----------------------|---|--------------------------------|---------|----------------------------------|--|--------------------|--|--------------------|------|
|                       |   |                                | Total   | Revenue<br>from Main<br>Activity | Non-<br>industrial<br>Services<br>Done<br>for Others | Interest<br>Income | Industrial<br>Services<br>Done<br>for Others | Dividend<br>Income |      |
|                       |   |                                |         |                                  |  |                    |  |                    | (1)  |
| H52220                | Service activities incidental to water transportation           | }                              | 4       | 202,240                          | 195,687  | 40                 | 141  | -                  | -    |
| H52243                | Cargo handling, auxiliary activity to water transport           | }                              |         |                                  |  |                    |  |                    |      |
| X - Northern Mindanao |   |                                | 27      | 1,663,443                        | 1,662,141  | 1                  | 654  | -                  | -    |
| H49201                | Inter-urban bus line operation                                  |                                | 3       | 855,344                          | 855,344  | -                  | -  | -                  | -    |
| H49204                | Chartered buses operation (e.g. tourist buses)                  |                                | s       | s                                | s  | s                  | s  | s                  | s    |
| H49332                | Freight truck operation   |                                | 8       | 175,595                          | 175,454  | -                  | 18   | -                  | -    |
| H50112                | Interisland water passenger transport                           |                                | s       | s                                | s  | s                  | s  | s                  | s    |
| H52220                | Service activities incidental to water transportation           |                                | 8       | 180,790                          | 180,532  | 1                  | 256  | -                  | -    |
| H52243                | Cargo handling, auxiliary activity to water transport           |                                | 3       | 317,881                          | 316,977  | -                  | 380  | -                  | -    |
| H52291                | Freight forwarding services                                     |                                | s       | s                                | s  | s                  | s  | s                  | s    |
| H52292                | Customs brokerage (ship and aircraft)                           |                                | s       | s                                | s  | s                  | s  | s                  | s    |
| XI - Davao Region     |   |                                | 30      | 4,978,641                        | 4,823,399  | 88,652             | 4,313  | -                  | 1    |
| H49202                | Urban and suburban bus line operation                           | }                              |         |                                  |  |                    |  |                    |      |
| H49203                | Local bus line operation  | }                              | 7       | 1,209,366                        | 1,209,354  | -                  | 11   | -                  | -    |
| H49323                | Public utility cars and taxicabs operation                      |                                | s       | s                                | s  | s                  | s  | s                  | s    |
| H49332                | Freight truck operation   |                                | 9       | 835,378                          | 824,690  | 7,543              | 1,567  | -                  | -    |
| H50123                | Towing and pushing services on coastal and trans-oceanic waters |                                | s       | s                                | s  | s                  | s  | s                  | s    |
| H52103                | Customs bonded warehouses                                       |                                | s       | s                                | s  | s                  | s  | s                  | s    |
| H52220                | Service activities incidental to water transportation           |                                | 8       | 2,117,482                        | 1,976,575  | 81,084             | 2,009  | -                  | 1    |
| H52291                | Freight forwarding services                                     | }                              | 3       | 649,357                          | 645,832  | 25                 | 614  | -                  | -    |
| H52292                | Customs brokerage (ship and aircraft)                           | }                              |         |                                  |  |                    |  |                    |      |
| XII - SOCCSKSARGEN    |   |                                | a/ 15   | a/ 1,197,804                     | a/ 1,178,456   | a/ 14,226          | a/ 3,593                                     | a/ -               | a/ - |
| H49201                | Inter-urban bus line operation                                  |                                | s       | s                                | s  | s                  | s  | s                  | s    |
| H49332                | Freight truck operation   |                                | 5       | 100,048                          | 100,048  | -                  | -  | -                  | -    |
| H50122                | Interisland water freight transport                             |                                | s       | s                                | s  | s                  | s  | s                  | s    |
| H52104                | Cold storage  |                                | s       | s                                | s  | s                  | s  | s                  | s    |
| H52220                | Service activities incidental to water transportation           |                                | b/ 4    | b/ 226,493                       | b/ 211,603   | b/ 11,637          | b/ 3,253                                     | b/ -               | b/ - |
| H52243                | Cargo handling, auxiliary activity to water transport           |                                | s       | s                                | s  | s                  | s  | s                  | s    |
| H52291                | Freight forwarding services                                     |                                | s       | s                                | s  | s                  | s  | s                  | s    |

TABLE 4a Number of Establishments and Revenue by Type for Transportation and Storage Establishments with Total Employment of 20 and Over  
by Region and Industry Sub-Class: Philippines, 2010 *(Continued)*

(Value in thousand pesos. Details may not add up to total due to rounding and/or statistical disclosure control)

| 2009<br>PSIC<br>Code | Region/<br>Industry Description                       | Number<br>of<br>Establishments | Revenue |                                  |  |                    |  |                    |
|----------------------|---|--------------------------------|---------|----------------------------------|--|--------------------|--|--------------------|
|                      |   |                                | Total   | Revenue<br>from Main<br>Activity | Non-<br>industrial<br>Services<br>Done<br>for Others | Interest<br>Income | Industrial<br>Services<br>Done<br>for Others | Dividend<br>Income |
|                      |   | (1)                            | (2)     | (3)                              | (4)  | (5)                | (6)  | (7)                |
|                      | XIII - Caraga   | 5                              | 99,743  | 99,743                           | -  | -                  | -  | -                  |
| H49331               | Truck-for-hire operation (with driver)                | S                              | S       | S                                | S  | S                  | S  | S                  |
| H49332               | Freight truck operation                               | S                              | S       | S                                | S  | S                  | S  | S                  |
| H52220               | Service activities incidental to water transportation | S                              | S       | S                                | S  | S                  | S  | S                  |
|                      | Autonomous Region in Muslim Mindanao                  | c/                             | c/      | c/                               | c/   | c/                 | c/   | c/                 |
| H52220               | Service activities incidental to water transportation | d/                             | d/      | d/                               | d/   | d/                 | d/   | d/                 |

TABLE 4a Number of Establishments and Revenue by Type for Transportation and Storage Establishments with Total Employment of 20 and Over  
by Region and Industry Sub-Class: Philippines, 2010 *(Continued)*

(Value in thousand pesos. Details may not add up to total due to rounding and/or statistical disclosure control)

| 2009<br>PSIC<br>Code | Region/<br>Industry Description   | Revenue                           |  |                                 |                   |                     |                              |                 |
|----------------------|---|-----------------------------------|--|---------------------------------|-------------------|---------------------|------------------------------|-----------------|
|                      |   | Commissions<br>and Fees<br>Earned | Delivery<br>charges<br>separately<br>invoced<br>to customers | Value<br>of Goods<br>for Resale | Royalty<br>Income | Franchise<br>Income | Foreign<br>Exchange<br>Gains | Other<br>Income |
|                      |   | (8)                               | (9)  | (10)                            | (11)              | (12)                | (13)                         | (14)            |
|                      | Philippines   | 2,053,360                         | -  | 975,034                         | -                 | 783                 | 2,770,177                    | 9,257,161       |
| H49111               | Inter-urban passenger railway transport }                                 |                                   |  |                                 |                   |                     | 101,258                      | 1,724           |
| H49112               | Urban and suburban railway transport }                                    | -                                 | -  | -                               | -                 | -                   | 101,258                      | 7,208           |
| H49201               | Inter-urban bus line operation  | -                                 | -  | -                               | -                 | -                   | -                            | 4,115           |
| H49202               | Urban and suburban bus line operation                                     | -                                 | -  | 532                             | -                 | -                   | -                            | 636             |
| H49203               | Local bus line operation  | -                                 | -  | -                               | -                 | -                   | -                            | 517             |
| H49204               | Chartered buses operation (e.g. tourist buses)                            | -                                 | -  | -                               | -                 | -                   | -                            | 25,558          |
| H49205               | Operation of school buses/shuttle   | -                                 | -  | -                               | -                 | -                   | -                            | -               |
| H49310               | Urban or suburban passenger land transport,<br>except by railways and bus | S                                 | S  | S                               | S                 | S                   | S                            | S               |
| H49323               | Public utility cars and taxicabs operation }                              | -                                 | -  | -                               | -                 | 783                 | -                            | 9,692           |
| H49324               | Chartered cars operation (rent-a-car) }                                   |                                   |  |                                 |                   |                     |                              |                 |
| H49331               | Truck-for-hire operation (with driver)                                    | -                                 | -  | -                               | -                 | -                   | -                            | -               |
| H49332               | Freight truck operation   | 25,182                            | -  | 248,255                         | -                 | -                   | 1,577                        | 50,977          |
| H49339               | Freight transport operation, by road, n.e.c.                              | S                                 | S  | S                               | S                 | S                   | S                            | S               |
| H49400               | Transport via pipeline  | S                                 | S  | S                               | S                 | S                   | S                            | S               |
| H50111               | Ocean passenger transport   | S                                 | S  | S                               | S                 | S                   | S                            | S               |
| H50112               | Interisland water passenger transport                                     | -                                 | -  | -                               | -                 | -                   | -                            | 283,030         |
| H50113               | Renting of ship with operator   | S                                 | S  | S                               | S                 | S                   | S                            | S               |
| H50121               | Ocean freight transport   | 119,706                           | -  | -                               | -                 | -                   | 12,023                       | 3,631           |
| H50122               | Interisland water freight transport                                       | -                                 | -  | 4,728                           | -                 | -                   | 33,535                       | 88,511          |
| H50123               | Towing and pushing services on coastal and trans-<br>oceanic waters       | S                                 | S  | S                               | S                 | S                   | S                            | S               |
| H50210               | Inland passenger water transport }  | -                                 | -  | 4,393                           | -                 | -                   | -                            | 35              |
| H50220               | Inland freight water transport }  |                                   |  |                                 |                   |                     | -                            | 35              |
| H51101               | Domestic air passenger transport }  | -                                 | -  | -                               | -                 | -                   | 1,394,717                    | 7,278,593       |
| H51102               | International air passenger transport }                                   |                                   |  |                                 |                   |                     |                              |                 |
| H51103               | Non-scheduled air passenger transport                                     | 56,249                            | -  | -                               | -                 | -                   | 12,520                       | 9,712           |
| H51203               | Non-scheduled air freight transport                                       | S                                 | S  | S                               | S                 | S                   | S                            | S               |
| H52101               | General bonded warehouses except grain warehouse }                        |                                   |  |                                 |                   |                     |                              |                 |
| H52103               | Customs bonded warehouses }   | -                                 | -  | -                               | -                 | -                   | -                            | 6,626           |
| H52104               | Cold storage  | -                                 | -  | 716,667                         | -                 | -                   | 1,912                        | 18,610          |
| H52109               | Storage and warehousing, n.e.c.   | 22,257                            | -  | -                               | -                 | -                   | 13,703                       | 2,770           |
| H52211               | Freight terminal facilities for trucking companies                        | S                                 | S  | S                               | S                 | S                   | S                            | S               |
| H52212               | Operation of parking lots   | -                                 | -  | -                               | -                 | -                   | -                            | 217             |
| H52213               | Operation of toll roads and bridges                                       | -                                 | -  | -                               | -                 | -                   | 541,442                      | 110,406         |
| H52219               | Other supporting land transport activities, n.e.c.                        | S                                 | S  | S                               | S                 | S                   | S                            |                 |

TABLE 4a Number of Establishments and Revenue by Type for Transportation and Storage Establishments with Total Employment of 20 and Over  
by Region and Industry Sub-Class: Philippines, 2010 *(Continued)*

(Value in thousand pesos. Details may not add up to total due to rounding and/or statistical disclosure control)

| 2009<br>PSIC<br>Code           | Region/<br>Industry Description   | Revenue                           |  |                                 |                   |                     |                              |                  |
|--------------------------------|---|-----------------------------------|--|---------------------------------|-------------------|---------------------|------------------------------|------------------|
|                                |   | Commissions<br>and Fees<br>Earned | Delivery<br>charges<br>separately<br>invoked<br>to customers | Value<br>of Goods<br>for Resale | Royalty<br>Income | Franchise<br>Income | Foreign<br>Exchange<br>Gains | Other<br>Income  |
|                                |   | (8)                               | (9)  | (10)                            | (11)              | (12)                | (13)                         | (14)             |
| H52220                         | Service activities incidental to water transportation                   | -                                 | -  | -                               | -                 | -                   | 13,274                       | 567,118          |
| H52230                         | Service activities incidental to air transportation                     | -                                 | -  | -                               | -                 | -                   | -                            | 41,541           |
| H52241                         | Containerized cargo handling, auxiliary activity to land transport      | 59                                | -  | -                               | -                 | -                   | 330,310                      | 570,549          |
| H52242                         | Non- containerized cargo handling, auxiliary activity to land transport | S                                 | S  | S                               | S                 | S                   | S                            | S                |
| H52243                         | Cargo handling, auxiliary activity to water transport                   | }                                 | -  | 459                             | -                 | -                   | 497                          | 4,663            |
| H52244                         | Cargo handling, auxiliary activity to air transport                     |                                   | -  | -                               | -                 | -                   | -                            | -                |
| H52291                         | Freight forwarding services   | 3,332                             | -  | -                               | -                 | -                   | 18,846                       | 84,492           |
| H52292                         | Customs brokerage (ship and aircraft)                                   | 58,076                            | -  | -                               | -                 | -                   | 1,396                        | 13,182           |
| H52293                         | Logistics services  | -                                 | -  | -                               | -                 | -                   | 14,840                       | 45,763           |
| H53202                         | Messenger service   | 1,768,500                         | -  | -                               | -                 | -                   | 277,882                      | 12,674           |
| <b>National Capital Region</b> |   | <b>2,005,921</b>                  | <b>-</b>   | <b>717,199</b>                  | <b>-</b>          | <b>-</b>            | <b>2,754,051</b>             | <b>9,047,750</b> |
| H49111                         | Inter-urban passenger railway transport                                 | }                                 | -  | -                               | -                 | -                   | 101,258                      | 7,208            |
| H49112                         | Urban and suburban railway transport                                    |                                   | -  | -                               | -                 | -                   | -                            | 2,032            |
| H49201                         | Inter-urban bus line operation  | -                                 | -  | -                               | -                 | -                   | -                            | 98               |
| H49202                         | Urban and suburban bus line operation                                   | -                                 | -  | 532                             | -                 | -                   | -                            | -                |
| H49203                         | Local bus line operation  | -                                 | -  | -                               | -                 | -                   | -                            | -                |
| H49204                         | Chartered buses operation (e.g. tourist buses)                          | -                                 | -  | -                               | -                 | -                   | -                            | 25,558           |
| H49205                         | Operation of school buses/shuttle                                       | -                                 | -  | -                               | -                 | -                   | -                            | -                |
| H49323                         | Public utility cars and taxicabs operation                              | }                                 | -  | -                               | -                 | -                   | -                            | 9,692            |
| H49324                         | Chartered cars operation (rent-a-car)                                   |                                   | -  | -                               | -                 | -                   | -                            | -                |
| H49331                         | Truck-for-hire operation (with driver)                                  | S                                 | S  | S                               | S                 | S                   | S                            | S                |
| H49332                         | Freight truck operation   | -                                 | -  | -                               | -                 | -                   | -                            | 27,946           |
| H49339                         | Freight transport operation, by road, n.e.c.                            | S                                 | S  | S                               | S                 | S                   | S                            | S                |
| H49400                         | Transport via pipeline  | S                                 | S  | S                               | S                 | S                   | S                            | S                |
| H50111                         | Ocean passenger transport   | }                                 | -  | -                               | -                 | -                   | 445                          | 284,019          |
| H50112                         | Interisland water passenger transport                                   |                                   | -  | -                               | -                 | -                   | -                            | -                |
| H50113                         | Renting of ship with operator   | S                                 | S  | S                               | S                 | S                   | S                            | S                |
| H50121                         | Ocean freight transport   | 119,706                           | -  | -                               | -                 | -                   | 12,023                       | 3,339            |
| H50122                         | Interisland water freight transport                                     | -                                 | -  | -                               | -                 | -                   | 33,535                       | 82,174           |
| H50123                         | Towing and pushing services on coastal and trans-oceanic waters         | S                                 | S  | S                               | S                 | S                   | S                            | S                |
| H50210                         | Inland passenger water transport  | S                                 | S  | S                               | S                 | S                   | S                            | S                |

TABLE 4a Number of Establishments and Revenue by Type for Transportation and Storage Establishments with Total Employment of 20 and Over  
by Region and Industry Sub-Class: Philippines, 2010 *(Continued)*

(Value in thousand pesos. Details may not add up to total due to rounding and/or statistical disclosure control)

| 2009<br>PSIC<br>Code                    | Region/<br>Industry Description                                    | Revenue                           |  |                                 |                   |                     |                              |                 |
|---|--|-----------------------------------|--|---------------------------------|-------------------|---------------------|------------------------------|-----------------|
|   |  | Commissions<br>and Fees<br>Earned | Delivery<br>charges<br>separately<br>invoked<br>to customers | Value<br>of Goods<br>for Resale | Royalty<br>Income | Franchise<br>Income | Foreign<br>Exchange<br>Gains | Other<br>Income |
|   |  | (8)                               | (9)  | (10)                            | (11)              | (12)                | (13)                         | (14)            |
| H51101                                  | Domestic air passenger transport                                   | }                                 | -  | -                               | -                 | -                   | 1,394,566                    | 7,278,593       |
| H51102                                  | International air passenger transport                              | }                                 | -  | -                               | -                 | -                   | -                            | -               |
| H51103                                  | Non-scheduled air passenger transport                              |                                   | 56,249   | -                               | -                 | -                   | 12,101                       | 7,515           |
| H52103                                  | Customs bonded warehouses  |                                   | -  | -                               | -                 | -                   | -                            | -               |
| H52104                                  | Cold storage   |                                   | -  | 716,667                         | -                 | -                   | 1,912                        | 13,265          |
| H52109                                  | Storage and warehousing, n.e.c.                                    |                                   | -  | -                               | -                 | -                   | -                            | 2,418           |
| H52211                                  | Freight terminal facilities for trucking companies                 |                                   | \$   | \$                              | \$                | \$                  | \$                           | \$              |
| H52212                                  | Operation of parking lots  |                                   | -  | -                               | -                 | -                   | -                            | 217             |
| H52213                                  | Operation of toll roads and bridges                                |                                   | -  | -                               | -                 | -                   | 541,442                      | 110,406         |
| H52219                                  | Other supporting land transport activities, n.e.c.                 |                                   | \$   | \$                              | \$                | \$                  | \$                           | \$              |
| H52220                                  | Service activities incidental to water transportation              |                                   | -  | -                               | -                 | -                   | 13,274                       | 502,748         |
| H52230                                  | Service activities incidental to air transportation                |                                   | \$   | \$                              | \$                | \$                  | \$                           | \$              |
| H52241                                  | Containerized cargo handling, auxiliary activity to land transport | }                                 | 59   | -                               | -                 | -                   | 330,807                      | 545,669         |
| H52244                                  | Cargo handling, auxiliary activity to air transport                | }                                 | -  | -                               | -                 | -                   | -                            | -               |
| H52291                                  | Freight forwarding services  |                                   | 3,332  | -                               | -                 | -                   | 18,846                       | 80,143          |
| H52292                                  | Customs brokerage (ship and aircraft)                              |                                   | 58,076   | -                               | -                 | -                   | 1,120                        | 12,061          |
| H52293                                  | Logistics services   |                                   | -  | -                               | -                 | -                   | 14,840                       | 23,425          |
| H53202                                  | Messenger service  |                                   | 1,768,500  | -                               | -                 | -                   | 277,882                      | 12,674          |
| <b>Cordillera Administrative Region</b> |  |                                   | -  | -                               | -                 | -                   | -                            | -               |
| H49201                                  | Inter-urban bus line operation                                     | }                                 | -  | -                               | -                 | -                   | -                            | -               |
| H49203                                  | Local bus line operation   | }                                 | -  | -                               | -                 | -                   | -                            | -               |
| <b>I-Ilocos Region</b>                  |  |                                   | -  | -                               | -                 | -                   | -                            | -               |
| H49201                                  | Inter-urban bus line operation                                     |                                   | \$   | \$                              | \$                | \$                  | \$                           | \$              |
| H49204                                  | Chartered buses operation (e.g. tourist buses)                     |                                   | \$   | \$                              | \$                | \$                  | \$                           | \$              |
| H49332                                  | Freight truck operation  |                                   | \$   | \$                              | \$                | \$                  | \$                           | \$              |
| H52104                                  | Cold storage   |                                   | \$   | \$                              | \$                | \$                  | \$                           | \$              |
| <b>II - Cagayan Valley</b>              |  |                                   | -  | -                               | 4,728             | -                   | -                            | -               |
| H49201                                  | Inter-urban bus line operation                                     |                                   | \$   | \$                              | \$                | \$                  | \$                           | \$              |

TABLE 4a Number of Establishments and Revenue by Type for Transportation and Storage Establishments with Total Employment of 20 and Over  
by Region and Industry Sub-Class: Philippines, 2010 *(Continued)*

(Value in thousand pesos. Details may not add up to total due to rounding and/or statistical disclosure control)

| 2009<br>PSIC<br>Code | Region/<br>Industry Description   | Revenue                           |  |                                 |                   |                     |                              |                 |
|----------------------|---|-----------------------------------|--|---------------------------------|-------------------|---------------------|------------------------------|-----------------|
|                      |   | Commissions<br>and Fees<br>Earned | Delivery<br>charges<br>separately<br>invoced<br>to customers | Value<br>of Goods<br>for Resale | Royalty<br>Income | Franchise<br>Income | Foreign<br>Exchange<br>Gains | Other<br>Income |
|                      |   | (8)                               | (9)  | (10)                            | (11)              | (12)                | (13)                         | (14)            |
| H50122               | Interisland water freight transport                                       | \$                                | \$   | \$                              | \$                | \$                  | \$                           | \$              |
| III - Central Luzon  |   | -                                 | -  | -                               | -                 | -                   | 391                          | 75,075          |
| H49201               | Inter-urban bus line operation  | -                                 | -  | -                               | -                 | -                   | -                            | -               |
| H49203               | Local bus line operation  | }                                 | -  | -                               | -                 | -                   | -                            | 367             |
| H49204               | Chartered buses operation (e.g. tourist buses)                            |                                   | }  | -                               | -                 | -                   | -                            | -               |
| H49332               | Freight truck operation   | -                                 |  | -                               | -                 | -                   | -                            | -               |
| H51101               | Domestic air passenger transport  | \$                                | \$   | \$                              | \$                | \$                  | \$                           | \$              |
| H52101               | General bonded warehouses except grain warehouse                          | \$                                | \$   | \$                              | \$                | \$                  | \$                           | \$              |
| H52109               | Storage and warehousing, n.e.c.   | \$                                | \$   | \$                              | \$                | \$                  | \$                           | \$              |
| H52230               | Service activities incidental to air transportation                       | }                                 | -  | -                               | -                 | -                   | -                            | -               |
| H52241               | Containerized cargo handling, auxiliary activity<br>to land transport     |                                   | }  | -                               | -                 | -                   | -                            | -               |
| H52244               | Cargo handling, auxiliary activity to air transport                       | }                                 |  | -                               | -                 | -                   | -                            | -               |
| H52291               | Freight forwarding services   |                                   | }  | -                               | -                 | -                   | -                            | -               |
| H52292               | Customs brokerage (ship and aircraft)                                     | }                                 |  | -                               | -                 | -                   | -                            | 240             |
| H52293               | Logistics services  |                                   | }  | -                               | -                 | -                   | -                            | -               |
| IVA - CALABARZON     |   | 13,654                            |  | -                               | -                 | -                   | -                            | 13,703          |
| H49201               | Inter-urban bus line operation  | -                                 | -  | -                               | -                 | -                   | -                            | -               |
| H49202               | Urban and suburban bus line operation                                     | -                                 | -  | -                               | -                 | -                   | -                            | 537             |
| H49203               | Local bus line operation  | -                                 | -  | -                               | -                 | -                   | -                            | -               |
| H49204               | Chartered buses operation (e.g. tourist buses)                            | }                                 | -  | -                               | -                 | -                   | -                            | -               |
| H49205               | Operation of school buses/shuttle   |                                   | }  | -                               | -                 | -                   | -                            | -               |
| H49310               | Urban or suburban passenger land transport, except<br>by railways and bus | \$                                |  | \$                              | \$                | \$                  | \$                           | \$              |
| H49332               | Freight truck operation   | -                                 | -  | -                               | -                 | -                   | -                            | -               |
| H50112               | Interisland water passenger transport                                     | }                                 | -  | -                               | -                 | -                   | -                            | -               |
| H50122               | Interisland water freight transport                                       |                                   | }  | -                               | -                 | -                   | -                            | -               |
| H52104               | Cold storage  | 13,654                            |  | -                               | -                 | -                   | -                            | 13,703          |
| H52109               | Storage and warehousing, n.e.c.   | }                                 | -  | -                               | -                 | -                   | -                            | -               |
| H52220               | Service activities incidental to water transportation                     |                                   | }  | -                               | -                 | -                   | -                            | -               |
| H52243               | Cargo handling, auxiliary activity to water transport                     | \$                                |  | \$                              | \$                | \$                  | \$                           | \$              |

TABLE 4a Number of Establishments and Revenue by Type for Transportation and Storage Establishments with Total Employment of 20 and Over  
by Region and Industry Sub-Class: Philippines, 2010 *(Continued)*

(Value in thousand pesos. Details may not add up to total due to rounding and/or statistical disclosure control)

| 2009<br>PSIC<br>Code | Region/<br>Industry Description  | Revenue                           |  |                                 |                   |                     |                              |                 |
|----------------------|--|-----------------------------------|--|---------------------------------|-------------------|---------------------|------------------------------|-----------------|
|                      |  | Commissions<br>and Fees<br>Earned | Delivery<br>charges<br>separately<br>invoked<br>to customers | Value<br>of Goods<br>for Resale | Royalty<br>Income | Franchise<br>Income | Foreign<br>Exchange<br>Gains | Other<br>Income |
|                      |  | (8)                               | (9)  | (10)                            | (11)              | (12)                | (13)                         | (14)            |
| H52291               | Freight forwarding services  | }                                 |  |                                 |                   |                     |                              |                 |
| H52293               | Logistics services   | }                                 | -  | -                               | -                 | -                   | -                            | 20,975          |
|                      | <b>IVB - MIMAROPA</b>  |                                   | -  | -                               | -                 | -                   | -                            | <b>2,901</b>    |
| H49203               | Local bus line operation   | S                                 | S  | S                               | S                 | S                   | S                            | S               |
| H50122               | Interisland water freight transport  | S                                 | S  | S                               | S                 | S                   | S                            | S               |
| H52220               | Service activities incidental to water transportation                      | -                                 | -  | -                               | -                 | -                   | -                            | -               |
| H52242               | Non- containerized cargo handling, auxiliary activity<br>to land transport | S                                 | S  | S                               | S                 | S                   | S                            | S               |
|                      | <b>V - Bicol Region</b>  |                                   | -  | -                               | 15,558            | -                   | -                            | <b>984</b>      |
| H49201               | Inter-urban bus line operation   | }                                 |  |                                 |                   |                     |                              |                 |
| H49203               | Local bus line operation   | }                                 | -  | -                               | -                 | -                   | -                            | 984             |
| H49332               | Freight truck operation  | S                                 | S  | S                               | S                 | S                   | S                            | S               |
| H50112               | Interisland water passenger transport                                      | S                                 | S  | S                               | S                 | S                   | S                            | S               |
| H50122               | Interisland water freight transport  | S                                 | S  | S                               | S                 | S                   | S                            | S               |
| H50210               | Inland passenger water transport   | S                                 | S  | S                               | S                 | S                   | S                            | S               |
| H52220               | Service activities incidental to water transportation                      | -                                 | -  | -                               | -                 | -                   | -                            | -               |
| H52291               | Freight forwarding services  | S                                 | S  | S                               | S                 | S                   | S                            | S               |
|                      | <b>VI - Western Visayas</b>  |                                   | -  | -                               | 4,393             | -                   | -                            | <b>182</b>      |
| H49201               | Inter-urban bus line operation   | }                                 |  |                                 |                   |                     |                              |                 |
| H49203               | Local bus line operation   | }                                 | -  | -                               | -                 | -                   | -                            | 180             |
| H49204               | Chartered buses operation (e.g. tourist buses)                             | }                                 |  |                                 |                   |                     |                              |                 |
| H49332               | Freight truck operation  | -                                 | -  | -                               | -                 | -                   | -                            | -               |
| H50112               | Interisland water passenger transport                                      | }                                 |  |                                 |                   |                     |                              |                 |
| H50122               | Interisland water freight transport  | }                                 | -  | -                               | -                 | -                   | -                            | -               |
| H50210               | Inland passenger water transport   | S                                 | S  | S                               | S                 | S                   | S                            | S               |
| H52109               | Storage and warehousing, n.e.c.  | S                                 | S  | S                               | S                 | S                   | S                            | S               |
| H52220               | Service activities incidental to water transportation                      | -                                 | -  | -                               | -                 | -                   | -                            | 2               |
| H52291               | Freight forwarding services  | }                                 | -  | -                               | -                 | -                   | -                            | -               |
| H52292               | Customs brokerage (ship and aircraft)                                      | }                                 |  |                                 |                   |                     |                              |                 |

TABLE 4a Number of Establishments and Revenue by Type for Transportation and Storage Establishments with Total Employment of 20 and Over  
by Region and Industry Sub-Class: Philippines, 2010 *(Continued)*

(Value in thousand pesos. Details may not add up to total due to rounding and/or statistical disclosure control)

| 2009<br>PSIC<br>Code   | Region/<br>Industry Description                       | Revenue                           |  |                                 |                   |                     |                              |                 |
|------------------------|---|-----------------------------------|--|---------------------------------|-------------------|---------------------|------------------------------|-----------------|
|                        |   | Commissions<br>and Fees<br>Earned | Delivery<br>charges<br>separately<br>invoked<br>to customers | Value<br>of Goods<br>for Resale | Royalty<br>Income | Franchise<br>Income | Foreign<br>Exchange<br>Gains | Other<br>Income |
|                        |   | (8)                               | (9)  | (10)                            | (11)              | (12)                | (13)                         | (14)            |
| VII - Central Visayas  |   | 25,182                            | -  | 232,698                         | -                 | 783                 | 419                          | 33,958          |
| H49203                 | Local bus line operation                              | -                                 | -  | -                               | -                 | -                   | -                            | -               |
| H49323                 | Public utility cars and taxicabs operation            | -                                 | -  | -                               | -                 | 783                 | -                            | -               |
| H49331                 | Truck-for-hire operation (with driver)                | \$                                | \$   | \$                              | \$                | \$                  | \$                           | \$              |
| H49332                 | Freight truck operation                               | 25,182                            | -  | 232,698                         | -                 | -                   | -                            | 22,798          |
| H50112                 | Interisland water passenger transport                 | -                                 | -  | -                               | -                 | -                   | -                            | 2,064           |
| H50121                 | Ocean freight transport                               | }                                 |  |                                 |                   |                     |                              |                 |
| H50122                 | Interisland water freight transport                   | }                                 | -  | -                               | -                 | -                   | -                            | 3,727           |
| H50210                 | Inland passenger water transport                      | \$                                | \$   | \$                              | \$                | \$                  | \$                           | \$              |
| H50220                 | Inland freight water transport                        | \$                                | \$   | \$                              | \$                | \$                  | \$                           | \$              |
| H51103                 | Non-scheduled air passenger transport                 | \$                                | \$   | \$                              | \$                | \$                  | \$                           | \$              |
| H51203                 | Non-scheduled air freight transport                   | \$                                | \$   | \$                              | \$                | \$                  | \$                           | \$              |
| H52104                 | Cold storage  | \$                                | \$   | \$                              | \$                | \$                  | \$                           | \$              |
| H52211                 | Freight terminal facilities for trucking companies    | \$                                | \$   | \$                              | \$                | \$                  | \$                           | \$              |
| H52220                 | Service activities incidental to water transportation | -                                 | -  | -                               | -                 | -                   | -                            | 184             |
| H52243                 | Cargo handling, auxiliary activity to water transport | \$                                | \$   | \$                              | \$                | \$                  | \$                           | \$              |
| H52291                 | Freight forwarding services                           | -                                 | -  | -                               | -                 | -                   | -                            | 1,565           |
| H52292                 | Customs brokerage (ship and aircraft)                 | }                                 |  |                                 |                   |                     |                              |                 |
| H52293                 | Logistics services                                    | }                                 | -  | -                               | -                 | -                   | -                            | 1,363           |
| H53202                 | Messenger service                                     | \$                                | \$   | \$                              | \$                | \$                  | \$                           | \$              |
| VIII - Eastern Visayas |   | 8,602                             | -  | -                               | -                 | -                   | -                            | 1               |
| H49201                 | Inter-urban bus line operation                        | }                                 |  |                                 |                   |                     |                              |                 |
| H49203                 | Local bus line operation                              | }                                 | -  | -                               | -                 | -                   | -                            | -               |
| H49204                 | Chartered buses operation (e.g. tourist buses)        | }                                 |  |                                 |                   |                     |                              |                 |
| H50112                 | Interisland water passenger transport                 | \$                                | \$   | \$                              | \$                | \$                  | \$                           | \$              |
| H50122                 | Interisland water freight transport                   | \$                                | \$   | \$                              | \$                | \$                  | \$                           | \$              |
| H52109                 | Storage and warehousing, n.e.c.                       | \$                                | \$   | \$                              | \$                | \$                  | \$                           | \$              |
| H52220                 | Service activities incidental to water transportation | }                                 | -  | -                               | -                 | -                   | -                            | -               |
| H52243                 | Cargo handling, auxiliary activity to water transport | }                                 |  |                                 |                   |                     |                              |                 |

TABLE 4a Number of Establishments and Revenue by Type for Transportation and Storage Establishments with Total Employment of 20 and Over  
by Region and Industry Sub-Class: Philippines, 2010 *(Continued)*

(Value in thousand pesos. Details may not add up to total due to rounding and/or statistical disclosure control)

| 2009<br>PSIC<br>Code | Region/<br>Industry Description                                 | Revenue                           |  |                                 |                   |                     |                              |                 |
|----------------------|---|-----------------------------------|--|---------------------------------|-------------------|---------------------|------------------------------|-----------------|
|                      |   | Commissions<br>and Fees<br>Earned | Delivery<br>charges<br>separately<br>invoced<br>to customers | Value<br>of Goods<br>for Resale | Royalty<br>Income | Franchise<br>Income | Foreign<br>Exchange<br>Gains | Other<br>Income |
|                      |   | (8)                               | (9)  | (10)                            | (11)              | (12)                | (13)                         | (14)            |
|                      | IX - Zamboanga Peninsula  | -                                 | -  | -                               | -                 | -                   | -                            | 6,372           |
| H50112               | Interisland water passenger transport                           | -                                 | -  | -                               | -                 | -                   | -                            | -               |
| H52220               | Service activities incidental to water transportation           | }                                 | -  | -                               | -                 | -                   | -                            | 6,372           |
| H52243               | Cargo handling, auxiliary activity to water transport           |                                   | }  | -                               | -                 | -                   | -                            | -               |
|                      | X - Northern Mindanao   | -                                 |  | -                               | -                 | -                   | -                            | -               |
| H49201               | Inter-urban bus line operation                                  | -                                 | -  | -                               | -                 | -                   | -                            | -               |
| H49204               | Chartered buses operation (e.g. tourist buses)                  | S                                 | S  | S                               | S                 | S                   | S                            | S               |
| H49332               | Freight truck operation   | -                                 | -  | -                               | -                 | -                   | -                            | 123             |
| H50112               | Interisland water passenger transport                           | S                                 | S  | S                               | S                 | S                   | S                            | S               |
| H52220               | Service activities incidental to water transportation           | -                                 | -  | -                               | -                 | -                   | -                            | -               |
| H52243               | Cargo handling, auxiliary activity to water transport           | -                                 | -  | -                               | -                 | -                   | -                            | 524             |
| H52291               | Freight forwarding services                                     | S                                 | S  | S                               | S                 | S                   | S                            | S               |
| H52292               | Customs brokerage (ship and aircraft)                           | S                                 | S  | S                               | S                 | S                   | S                            | S               |
|                      | XI - Davao Region   | -                                 | -  | -                               | -                 | -                   | 1,613                        | 60,662          |
| H49202               | Urban and suburban bus line operation                           | }                                 | -  | -                               | -                 | -                   | -                            | -               |
| H49203               | Local bus line operation  |                                   | }  | -                               | -                 | -                   | -                            | -               |
| H49323               | Public utility cars and taxicabs operation                      | S                                 |  | S                               | S                 | S                   | S                            | S               |
| H49332               | Freight truck operation   | -                                 | -  | -                               | -                 | -                   | 1,577                        | -               |
| H50123               | Towing and pushing services on coastal and trans-oceanic waters | S                                 | S  | S                               | S                 | S                   | S                            | S               |
| H52103               | Customs bonded warehouses                                       | S                                 | S  | S                               | S                 | S                   | S                            | S               |
| H52220               | Service activities incidental to water transportation           | -                                 | -  | -                               | -                 | -                   | -                            | 57,812          |
| H52291               | Freight forwarding services                                     | }                                 | -  | -                               | -                 | -                   | 36                           | 2,850           |
| H52292               | Customs brokerage (ship and aircraft)                           |                                   | }  | -                               | -                 | -                   | -                            | -               |
|                      | XII - SOCCSKSARGEN  | a/ -                              |  | a/ -                            | a/ 459            | a/ -                | a/ -                         | a/ -            |
| H49201               | Inter-urban bus line operation                                  | S                                 | S  | S                               | S                 | S                   | S                            | S               |
| H49332               | Freight truck operation   | -                                 | -  | -                               | -                 | -                   | -                            | -               |
| H50122               | Interisland water freight transport                             | S                                 | S  | S                               | S                 | S                   | S                            | S               |

TABLE 4a Number of Establishments and Revenue by Type for Transportation and Storage Establishments with Total Employment of 20 and Over  
by Region and Industry Sub-Class: Philippines, 2010 *(Concluded)*

(Value in thousand pesos. Details may not add up to total due to rounding and/or statistical disclosure control)

| 2009<br>PSIC<br>Code                        | Region/<br>Industry Description                       | Revenue                           |  |                                 |                   |                     |                              |                 |
|---|---|-----------------------------------|--|---------------------------------|-------------------|---------------------|------------------------------|-----------------|
|   |   | Commissions<br>and Fees<br>Earned | Delivery<br>charges<br>separately<br>invoked<br>to customers | Value<br>of Goods<br>for Resale | Royalty<br>Income | Franchise<br>Income | Foreign<br>Exchange<br>Gains | Other<br>Income |
|   |   | (8)                               | (9)  | (10)                            | (11)              | (12)                | (13)                         | (14)            |
| H52104                                      | Cold storage  | s                                 | s  | s                               | s                 | s                   | s                            | s               |
| H52220                                      | Service activities incidental to water transportation | b/ -                              | b/ -   | b/ -                            | b/ -              | b/ -                | b/ -                         | b/ -            |
| H52243                                      | Cargo handling, auxiliary activity to water transport | s                                 | s  | s                               | s                 | s                   | s                            | s               |
| H52291                                      | Freight forwarding services                           | s                                 | s  | s                               | s                 | s                   | s                            | s               |
| <b>XIII - Caraga</b>                        |   | -                                 | -  | -                               | -                 | -                   | -                            | -               |
| H49331                                      | Truck-for-hire operation (with driver)                | s                                 | s  | s                               | s                 | s                   | s                            | s               |
| H49332                                      | Freight truck operation                               | s                                 | s  | s                               | s                 | s                   | s                            | s               |
| H52220                                      | Service activities incidental to water transportation | s                                 | s  | s                               | s                 | s                   | s                            | s               |
| <b>Autonomous Region in Muslim Mindanao</b> |   | c/                                | c/   | c/                              | c/                | c/                  | c/                           | c/              |
| H52220                                      | Service activities incidental to water transportation | d/                                | d/   | d/                              | d/                | d/                  | d/                           | d/              |

a/ - Includes data of ARMM

b/ - Includes data H52220 of ARMM

c/ - Data combined with SOCKSARGEN

d/ - Data combined with H52220 of SOCKSARGEN

TABLE 4a.1 Number of Establishments and Revenue from Main Activity by Type of Transaction for Transportation and Storage Establishments with Total Employment of 20 and Over by Region and Industry Sub-Class: Philippines, 2010

(Value in thousand pesos. Details may not add up to total due to rounding and/or statistical disclosure control)

| 2009<br>PSIC<br>Code | Region/<br>Industry Description   | Number<br>of<br>Establishments | Revenue from Main Activity |                                    |                                     |            |
|----------------------|---|--------------------------------|----------------------------|------------------------------------|-------------------------------------|------------|
|                      |   |                                | Total                      | Transactions Within<br>the Country | Transactions Outside<br>the Country |            |
|                      |   | (1)                            | (2)                        | (3)                                | (4)                                 |            |
|                      | Philippines   | 796                            | 243,395,227                | 194,435,616                        | 48,959,610                          |            |
| H49111               | Inter-urban passenger railway transport                                   | }                              |                            |                                    |                                     |            |
| H49112               | Urban and suburban railway transport                                      | }                              | 3                          | 5,095,486                          | 5,095,486                           | -          |
| H49201               | Inter-urban bus line operation  |                                | 49                         | 9,334,384                          | 9,334,384                           | -          |
| H49202               | Urban and suburban bus line operation                                     |                                | 20                         | 837,248                            | 837,248                             | -          |
| H49203               | Local bus line operation  |                                | 31                         | 1,272,688                          | 1,272,688                           | -          |
| H49204               | Chartered buses operation (e.g. tourist buses)                            |                                | 24                         | 1,527,187                          | 1,527,187                           | -          |
| H49205               | Operation of school buses/shuttle   |                                | 5                          | 310,994                            | 310,994                             | -          |
| H49310               | Urban or suburban passenger land transport,<br>except by railways and bus |                                | s                          | s                                  | s                                   | s          |
| H49323               | Public utility cars and taxicabs operation                                | }                              | 13                         | 675,596                            | 675,596                             | -          |
| H49324               | Chartered cars operation (rent-a-car)                                     | }                              |                            |                                    |                                     |            |
| H49331               | Truck-for-hire operation (with driver)                                    |                                | 4                          | 66,232                             | 66,232                              | -          |
| H49332               | Freight truck operation   |                                | 130                        | 5,128,431                          | 5,128,431                           | -          |
| H49339               | Freight transport operation, by road, n.e.c.                              |                                | s                          | s                                  | s                                   | s          |
| H49400               | Transport via pipeline  |                                | s                          | s                                  | s                                   | s          |
| H50111               | Ocean passenger transport   |                                | s                          | s                                  | s                                   | s          |
| H50112               | Interisland water passenger transport                                     |                                | 41                         | 15,271,905                         | 15,271,905                          | -          |
| H50113               | Renting of ship with operator   |                                | s                          | s                                  | s                                   | s          |
| H50121               | Ocean freight transport   |                                | 13                         | 8,846,239                          | 8,454,197                           | 392,042    |
| H50122               | Interisland water freight transport                                       |                                | 41                         | 21,028,090                         | 21,028,090                          | -          |
| H50123               | Towing and pushing services on coastal and trans-<br>oceanic waters       |                                | s                          | s                                  | s                                   | s          |
| H50210               | Inland passenger water transport  | }                              | 5                          | 87,548                             | 87,548                              |            |
| H50220               | Inland freight water transport  | }                              |                            |                                    |                                     |            |
| H51101               | Domestic air passenger transport  | }                              | 4                          | 90,431,854                         | 43,904,949                          | 46,526,905 |
| H51102               | International air passenger transport                                     | }                              |                            |                                    |                                     |            |
| H51103               | Non-scheduled air passenger transport                                     |                                | 6                          | 1,483,490                          | 1,483,490                           | -          |
| H51203               | Non-scheduled air freight transport                                       |                                | s                          | s                                  | s                                   | s          |
| H52101               | General bonded warehouses except grain warehouse                          | }                              |                            |                                    |                                     |            |
| H52103               | Customs bonded warehouses   | }                              | 7                          | 1,122,721                          | 1,122,721                           | -          |
| H52104               | Cold storage  |                                | 20                         | 3,026,254                          | 3,026,254                           | -          |
| H52109               | Storage and warehousing, n.e.c.   |                                | 9                          | 3,242,937                          | 3,242,937                           | -          |
| H52211               | Freight terminal facilities for trucking companies                        |                                | s                          | s                                  | s                                   | s          |
| H52212               | Operation of parking lots   |                                | 7                          | 480,108                            | 480,108                             | -          |
| H52213               | Operation of toll roads and bridges                                       |                                | 7                          | 12,171,581                         | 12,171,581                          | -          |
| H52219               | Other supporting land transport activities, n.e.c.                        |                                | s                          | s                                  | s                                   | s          |
| H52220               | Service activities incidental to water transportation                     |                                | 78                         | 12,292,170                         | 12,128,019                          | 164,150    |
| H52230               | Service activities incidental to air transportation                       |                                | 3                          | 324,261                            | 324,261                             |            |

TABLE 4a.1 Number of Establishments and Revenue from Main Activity by Type of Transaction for Transportation and Storage Establishments with Total Employment of 20 and Over by Region and Industry Sub-Class: Philippines, 2010 *(Continued)*

(Value in thousand pesos. Details may not add up to total due to rounding and/or statistical disclosure control)

| 2009<br>PSIC<br>Code           | Region/<br>Industry Description   | Number<br>of<br>Establishments | Revenue from Main Activity |                                    |                                     |
|--------------------------------|---|--------------------------------|----------------------------|------------------------------------|-------------------------------------|
|                                |   |                                | Total                      | Transactions Within<br>the Country | Transactions Outside<br>the Country |
|                                |   | (1)                            | (2)                        | (3)                                | (4)                                 |
| H52241                         | Containerized cargo handling, auxiliary activity to land transport      | 4                              | 10,565,355                 | 10,565,355                         | -                                   |
| H52242                         | Non- containerized cargo handling, auxiliary activity to land transport | s                              | s                          | s                                  | s                                   |
| H52243                         | Cargo handling, auxiliary activity to water transport                   | 11                             | 851,036                    | 851,036                            | -                                   |
| H52244                         | Cargo handling, auxiliary activity to air transport                     |                                |                            |                                    |                                     |
| H52291                         | Freight forwarding services   | 121                            | 11,895,913                 | 10,906,974                         | 988,940                             |
| H52292                         | Customs brokerage (ship and aircraft)                                   | 46                             | 2,554,831                  | 2,554,831                          | -                                   |
| H52293                         | Logistics services  | 36                             | 12,250,607                 | 11,363,033                         | 887,574                             |
| H53202                         | Messenger service   | 45                             | 8,376,990                  | 8,376,990                          | -                                   |
| <b>National Capital Region</b> |   | <b>466</b>                     | <b>206,856,181</b>         | <b>158,025,261</b>                 | <b>48,830,920</b>                   |
| H49111                         | Inter-urban passenger railway transport                                 |                                |                            |                                    |                                     |
| H49112                         | Urban and suburban railway transport                                    | 3                              | 5,095,486                  | 5,095,486                          | -                                   |
| H49201                         | Inter-urban bus line operation  | 18                             | 5,060,839                  | 5,060,839                          | -                                   |
| H49202                         | Urban and suburban bus line operation                                   | 16                             | 400,454                    | 400,454                            | -                                   |
| H49203                         | Local bus line operation  | 4                              | 68,279                     | 68,279                             | -                                   |
| H49204                         | Chartered buses operation (e.g. tourist buses)                          | 18                             | 1,398,621                  | 1,398,621                          | -                                   |
| H49205                         | Operation of school buses/shuttle                                       | 3                              | 92,145                     | 92,145                             | -                                   |
| H49323                         | Public utility cars and taxicabs operation                              | 7                              | 480,124                    | 480,124                            | -                                   |
| H49324                         | Chartered cars operation (rent-a-car)                                   |                                |                            |                                    |                                     |
| H49331                         | Truck-for-hire operation (with driver)                                  | s                              | s                          | s                                  | s                                   |
| H49332                         | Freight truck operation   | 58                             | 2,268,883                  | 2,268,883                          | -                                   |
| H49339                         | Freight transport operation, by road, n.e.c.                            | s                              | s                          | s                                  | s                                   |
| H49400                         | Transport via pipeline  | s                              | s                          | s                                  | s                                   |
| H50111                         | Ocean passenger transport   |                                |                            |                                    |                                     |
| H50112                         | Interisland water passenger transport                                   | 9                              | 8,682,232                  | 8,682,232                          | -                                   |
| H50113                         | Renting of ship with operator   | s                              | s                          | s                                  | s                                   |
| H50121                         | Ocean freight transport   | 11                             | 8,478,782                  | 8,086,740                          | 392,042                             |
| H50122                         | Interisland water freight transport                                     | 23                             | 19,511,868                 | 19,511,868                         | -                                   |
| H50123                         | Towing and pushing services on coastal and trans-oceanic waters         | s                              | s                          | s                                  | s                                   |
| H50210                         | Inland passenger water transport  | s                              | s                          | s                                  | s                                   |
| H51101                         | Domestic air passenger transport  | 3                              | 87,934,861                 | 41,407,956                         | 46,526,905                          |
| H51102                         | International air passenger transport                                   |                                |                            |                                    |                                     |
| H51103                         | Non-scheduled air passenger transport                                   | 5                              | 1,381,056                  | 1,381,056                          | -                                   |
| H52103                         | Customs bonded warehouses   | 5                              | 487,049                    | 487,049                            | -                                   |
| H52104                         | Cold storage  | 12                             | 1,688,788                  | 1,688,788                          | -                                   |

TABLE 4a.1 Number of Establishments and Revenue from Main Activity by Type of Transaction for Transportation and Storage Establishments with Total Employment of 20 and Over by Region and Industry Sub-Class: Philippines, 2010 *(Continued)*

(Value in thousand pesos. Details may not add up to total due to rounding and/or statistical disclosure control)

| 2009<br>PSIC<br>Code                    | Region/<br>Industry Description                                       | Number<br>of<br>Establishments | Revenue from Main Activity |                                    |                                     |
|---|---|--------------------------------|----------------------------|------------------------------------|-------------------------------------|
|   |   |                                | Total                      | Transactions Within<br>the Country | Transactions Outside<br>the Country |
|   |   |                                | (1)                        | (2)                                | (3)                                 |
| H52109                                  | Storage and warehousing, n.e.c.                                       | 4                              | 638,761                    | 638,761                            | -                                   |
| H52211                                  | Freight terminal facilities for trucking companies                    | s                              | s                          | s                                  | s                                   |
| H52212                                  | Operation of parking lots   | 7                              | 480,108                    | 480,108                            | -                                   |
| H52213                                  | Operation of toll roads and bridges                                   | 7                              | 12,171,581                 | 12,171,581                         | -                                   |
| H52219                                  | Other supporting land transport activities, n.e.c.                    | s                              | s                          | s                                  | s                                   |
| H52220                                  | Service activities incidental to water transportation                 | 17                             | 8,219,841                  | 8,061,689                          | 158,152                             |
| H52230                                  | Service activities incidental to air transportation                   | s                              | s                          | s                                  | s                                   |
| H52241                                  | Containerized cargo handling, auxiliary activity to<br>land transport | 3                              | 10,236,820                 | 10,236,820                         | -                                   |
| H52244                                  | Cargo handling, auxiliary activity to air transport                   |                                |                            |                                    |                                     |
| H52291                                  | Freight forwarding services   | 108                            | 9,847,086                  | 8,980,838                          | 866,248                             |
| H52292                                  | Customs brokerage (ship and aircraft)                                 | 41                             | 2,333,096                  | 2,333,096                          | -                                   |
| H52293                                  | Logistics services  | 30                             | 10,271,744                 | 9,384,170                          | 887,574                             |
| H53202                                  | Messenger service   | 44                             | 8,330,459                  | 8,330,459                          | -                                   |
| <b>Cordillera Administrative Region</b> |   | <b>3</b>                       | <b>31,733</b>              | <b>31,733</b>                      | <b>-</b>                            |
| H49201                                  | Inter-urban bus line operation  | 3                              | 31,733                     | 31,733                             | -                                   |
| H49203                                  | Local bus line operation  |                                |                            |                                    |                                     |
| <b>I-Ilocos Region</b>                  |   | <b>6</b>                       | <b>96,815</b>              | <b>96,815</b>                      | <b>-</b>                            |
| H49201                                  | Inter-urban bus line operation  | s                              | s                          | s                                  | s                                   |
| H49204                                  | Chartered buses operation (e.g. tourist buses)                        | s                              | s                          | s                                  | s                                   |
| H49332                                  | Freight truck operation   | s                              | s                          | s                                  | s                                   |
| H52104                                  | Cold storage  | s                              | s                          | s                                  | s                                   |
| <b>II - Cagayan Valley</b>              |   | <b>3</b>                       | <b>56,850</b>              | <b>56,850</b>                      | <b>-</b>                            |
| H49201                                  | Inter-urban bus line operation  | s                              | s                          | s                                  | s                                   |
| H50122                                  | Interisland water freight transport                                   | s                              | s                          | s                                  | s                                   |
| <b>III - Central Luzon</b>              |   | <b>26</b>                      | <b>5,903,379</b>           | <b>5,903,379</b>                   | <b>-</b>                            |
| H49201                                  | Inter-urban bus line operation  | 5                              | 995,101                    | 995,101                            | -                                   |

TABLE 4a.1 Number of Establishments and Revenue from Main Activity by Type of Transaction for Transportation and Storage Establishments with Total Employment of 20 and Over by Region and Industry Sub-Class: Philippines, 2010 *(Continued)*

(Value in thousand pesos. Details may not add up to total due to rounding and/or statistical disclosure control)

| 2009<br>PSIC<br>Code    | Region/<br>Industry Description   | Number<br>of<br>Establishments | Revenue from Main Activity |                                    |                                     |
|-------------------------|---|--------------------------------|----------------------------|------------------------------------|-------------------------------------|
|                         |   |                                | Total                      | Transactions Within<br>the Country | Transactions Outside<br>the Country |
|                         |   | (1)                            | (2)                        | (3)                                | (4)                                 |
| H49203                  | Local bus line operation }  | 3                              | 44,589                     | 44,589                             | -                                   |
| H49204                  | Chartered buses operation (e.g. tourist buses) }                            |                                |                            |                                    |                                     |
| H49332                  | Freight truck operation }   | 7                              | 439,698                    | 439,698                            | -                                   |
| H51101                  | Domestic air passenger transport }  | s                              | s                          | s                                  | s                                   |
| H52101                  | General bonded warehouses except grain warehouse }                          | s                              | s                          | s                                  | s                                   |
| H52109                  | Storage and warehousing, n.e.c. }   | s                              | s                          | s                                  | s                                   |
| H52230                  | Service activities incidental to air transportation }                       |                                |                            |                                    |                                     |
| H52241                  | Containerized cargo handling, auxiliary activity<br>to land transport }     | 5                              | 1,003,358                  | 1,003,358                          | -                                   |
| H52244                  | Cargo handling, auxiliary activity to air transport }                       |                                |                            |                                    |                                     |
| H52291                  | Freight forwarding services }   |                                |                            |                                    |                                     |
| H52292                  | Customs brokerage (ship and aircraft) }                                     | 3                              | 273,468                    | 273,468                            | -                                   |
| H52293                  | Logistics services }  |                                |                            |                                    |                                     |
| <b>IVA - CALABARZON</b> |   | <b>60</b>                      | <b>8,147,045</b>           | <b>8,147,045</b>                   | <b>-</b>                            |
| H49201                  | Inter-urban bus line operation }  | 10                             | 494,312                    | 494,312                            | -                                   |
| H49202                  | Urban and suburban bus line operation }                                     | 3                              | 157,121                    | 157,121                            | -                                   |
| H49203                  | Local bus line operation }  | 4                              | 58,803                     | 58,803                             | -                                   |
| H49204                  | Chartered buses operation (e.g. tourist buses) }                            |                                |                            |                                    |                                     |
| H49205                  | Operation of school buses/shuttle }   | 3                              | 264,622                    | 264,622                            | -                                   |
| H49310                  | Urban or suburban passenger land transport, except<br>by railways and bus } | s                              | s                          | s                                  | s                                   |
| H49332                  | Freight truck operation }   | 21                             | 603,470                    | 603,470                            | -                                   |
| H50112                  | Interisland water passenger transport }                                     |                                |                            |                                    |                                     |
| H50122                  | Interisland water freight transport }                                       | 3                              | 2,026,601                  | 2,026,601                          | -                                   |
| H52104                  | Cold storage }  | 7                              | 3,753,708                  | 3,753,708                          | -                                   |
| H52109                  | Storage and warehousing, n.e.c. }   |                                |                            |                                    |                                     |
| H52220                  | Service activities incidental to water transportation }                     | 3                              | 431,296                    | 431,296                            | -                                   |
| H52243                  | Cargo handling, auxiliary activity to water transport }                     | s                              | s                          | s                                  | s                                   |
| H52291                  | Freight forwarding services }   |                                |                            |                                    |                                     |
| H52293                  | Logistics services }  | 4                              | 285,332                    | 285,332                            | -                                   |
| <b>IVB - MIMAROPA</b>   |   | <b>10</b>                      | <b>163,555</b>             | <b>163,555</b>                     | <b>-</b>                            |
| H49203                  | Local bus line operation }  | s                              | s                          | s                                  | s                                   |
| H50122                  | Interisland water freight transport }                                       | s                              | s                          | s                                  | s                                   |
| H52220                  | Service activities incidental to water transportation }                     | 7                              | 87,832                     | 87,832                             | -                                   |

TABLE 4a.1 Number of Establishments and Revenue from Main Activity by Type of Transaction for Transportation and Storage Establishments with Total Employment of 20 and Over by Region and Industry Sub-Class: Philippines, 2010 *(Continued)*

(Value in thousand pesos. Details may not add up to total due to rounding and/or statistical disclosure control)

| 2009<br>PSIC<br>Code  | Region/<br>Industry Description  | Number<br>of<br>Establishments | Revenue from Main Activity |                                    |                                     |   |
|-----------------------|--|--------------------------------|----------------------------|------------------------------------|-------------------------------------|---|
|                       |  |                                | Total                      | Transactions Within<br>the Country | Transactions Outside<br>the Country |   |
|                       |  | (1)                            | (2)                        | (3)                                | (4)                                 |   |
| H52242                | Non- containerized cargo handling, auxiliary activity<br>to land transport | S                              | S                          | S                                  | S                                   |   |
| V - Bicol Region      |  | 18                             | 619,029                    | 619,029                            | -                                   |   |
| H49201                | Inter-urban bus line operation   | }                              |                            |                                    |                                     |   |
| H49203                | Local bus line operation   | }                              | 5                          | 121,573                            | 121,573                             | - |
| H49332                | Freight truck operation  | S                              | S                          | S                                  | S                                   |   |
| H50112                | Interisland water passenger transport                                      | S                              | S                          | S                                  | S                                   |   |
| H50122                | Interisland water freight transport  | S                              | S                          | S                                  | S                                   |   |
| H50210                | Inland passenger water transport   | S                              | S                          | S                                  | S                                   |   |
| H52220                | Service activities incidental to water transportation                      | 8                              | 150,875                    | 150,875                            | -                                   |   |
| H52291                | Freight forwarding services  | S                              | S                          | S                                  | S                                   |   |
| VI - Western Visayas  |  | 28                             | 1,402,762                  | 1,402,762                          | -                                   |   |
| H49201                | Inter-urban bus line operation   | }                              |                            |                                    |                                     |   |
| H49203                | Local bus line operation   | }                              | 7                          | 1,064,027                          | 1,064,027                           | - |
| H49204                | Chartered buses operation (e.g. tourist buses)                             | }                              |                            |                                    |                                     |   |
| H49332                | Freight truck operation  | 8                              | 55,768                     | 55,768                             | -                                   |   |
| H50112                | Interisland water passenger transport                                      | }                              |                            |                                    |                                     |   |
| H50122                | Interisland water freight transport  | }                              | 5                          | 139,528                            | 139,528                             | - |
| H50210                | Inland passenger water transport   | S                              | S                          | S                                  | S                                   |   |
| H52109                | Storage and warehousing, n.e.c.  | S                              | S                          | S                                  | S                                   |   |
| H52220                | Service activities incidental to water transportation                      | 3                              | 88,228                     | 88,228                             | -                                   |   |
| H52291                | Freight forwarding services  | }                              | 3                          | 40,840                             | 40,840                              | - |
| H52292                | Customs brokerage (ship and aircraft)                                      | }                              |                            |                                    |                                     |   |
| VII - Central Visayas |  | 76                             | 11,323,946                 | 11,201,254                         | 122,692                             |   |
| H49203                | Local bus line operation   | 3                              | 21,317                     | 21,317                             | -                                   |   |
| H49323                | Public utility cars and taxicabs operation                                 | 5                              | 137,046                    | 137,046                            | -                                   |   |
| H49331                | Truck-for-hire operation (with driver)                                     | S                              | S                          | S                                  | S                                   |   |
| H49332                | Freight truck operation  | 11                             | 608,640                    | 608,640                            | -                                   |   |
| H50112                | Interisland water passenger transport                                      | 22                             | 5,878,472                  | 5,878,472                          | -                                   |   |
| H50121                | Ocean freight transport  | }                              |                            |                                    |                                     |   |
| H50122                | Interisland water freight transport  | }                              | 10                         | 777,899                            | 777,899                             | - |

TABLE 4a.1 Number of Establishments and Revenue from Main Activity by Type of Transaction for Transportation and Storage Establishments with Total Employment of 20 and Over by Region and Industry Sub-Class: Philippines, 2010 *(Continued)*

(Value in thousand pesos. Details may not add up to total due to rounding and/or statistical disclosure control)

| 2009<br>PSIC<br>Code     | Region/<br>Industry Description                       | Number<br>of<br>Establishments | Revenue from Main Activity |                                    |                                     |   |
|--------------------------|---|--------------------------------|----------------------------|------------------------------------|-------------------------------------|---|
|                          |   |                                | Total                      | Transactions Within<br>the Country | Transactions Outside<br>the Country |   |
|                          |   | (1)                            | (2)                        | (3)                                | (4)                                 |   |
| H50210                   | Inland passenger water transport                      | S                              | S                          | S                                  | S                                   |   |
| H50220                   | Inland freight water transport                        | S                              | S                          | S                                  | S                                   |   |
| H51103                   | Non-scheduled air passenger transport                 | S                              | S                          | S                                  | S                                   |   |
| H51203                   | Non-scheduled air freight transport                   | S                              | S                          | S                                  | S                                   |   |
| H52104                   | Cold storage  | S                              | S                          | S                                  | S                                   |   |
| H52211                   | Freight terminal facilities for trucking companies    | S                              | S                          | S                                  | S                                   |   |
| H52220                   | Service activities incidental to water transportation | 8                              | 664,363                    | 664,363                            | -                                   |   |
| H52243                   | Cargo handling, auxiliary activity to water transport | S                              | S                          | S                                  | S                                   |   |
| H52291                   | Freight forwarding services                           | 4                              | 1,147,926                  | 1,025,234                          | 122,692                             |   |
| H52292                   | Customs brokerage (ship and aircraft)                 | }                              |                            |                                    |                                     |   |
| H52293                   | Logistics services                                    | }                              | 3                          | 1,729,801                          | 1,729,801                           | - |
| H53202                   | Messenger service                                     | S                              | S                          | S                                  | S                                   |   |
| VIII - Eastern Visayas   |   | 14                             | 246,052                    | 246,052                            | -                                   |   |
| H49201                   | Inter-urban bus line operation                        | }                              |                            |                                    |                                     |   |
| H49203                   | Local bus line operation                              | }                              | 4                          | 70,230                             | 70,230                              | - |
| H49204                   | Chartered buses operation (e.g. tourist buses)        | }                              |                            |                                    |                                     |   |
| H50112                   | Interisland water passenger transport                 | S                              | S                          | S                                  | S                                   |   |
| H50122                   | Interisland water freight transport                   | S                              | S                          | S                                  | S                                   |   |
| H52109                   | Storage and warehousing, n.e.c.                       | S                              | S                          | S                                  | S                                   |   |
| H52220                   | Service activities incidental to water transportation | }                              | 7                          | 76,245                             | 76,245                              | - |
| H52243                   | Cargo handling, auxiliary activity to water transport | }                              |                            |                                    |                                     |   |
| IX - Zamboanga Peninsula |   | 9                              | 784,139                    | 784,139                            | -                                   |   |
| H50112                   | Interisland water passenger transport                 | 5                              | 588,452                    | 588,452                            | -                                   |   |
| H52220                   | Service activities incidental to water transportation | }                              | 4                          | 195,687                            | 195,687                             | - |
| H52243                   | Cargo handling, auxiliary activity to water transport | }                              |                            |                                    |                                     |   |
| X - Northern Mindanao    |   | 27                             | 1,662,141                  | 1,662,141                          | -                                   |   |
| H49201                   | Inter-urban bus line operation                        | 3                              | 855,344                    | 855,344                            | -                                   |   |
| H49204                   | Chartered buses operation (e.g. tourist buses)        | S                              | S                          | S                                  | S                                   |   |
| H49332                   | Freight truck operation                               | 8                              | 175,454                    | 175,454                            | -                                   |   |
| H50112                   | Interisland water passenger transport                 | S                              | S                          | S                                  | S                                   |   |
| H52220                   | Service activities incidental to water transportation | 8                              | 180,532                    | 180,532                            | -                                   |   |

TABLE 4a.1 Number of Establishments and Revenue from Main Activity by Type of Transaction for Transportation and Storage Establishments with Total Employment of 20 and Over by Region and Industry Sub-Class: Philippines, 2010 *(Concluded)*

(Value in thousand pesos. Details may not add up to total due to rounding and/or statistical disclosure control)

| 2009<br>PSIC<br>Code                        | Region/<br>Industry Description                                 | Number<br>of<br>Establishments | Revenue from Main Activity |                                    |                                     |
|---|---|--------------------------------|----------------------------|------------------------------------|-------------------------------------|
|   |   |                                | Total                      | Transactions Within<br>the Country | Transactions Outside<br>the Country |
|   |   | (1)                            | (2)                        | (3)                                | (4)                                 |
| H52243                                      | Cargo handling, auxiliary activity to water transport           | 3                              | 316,977                    | 316,977                            | -                                   |
| H52291                                      | Freight forwarding services                                     | s                              | s                          | s                                  | s                                   |
| H52292                                      | Customs brokerage (ship and aircraft)                           | s                              | s                          | s                                  | s                                   |
| <b>XI - Davao Region</b>                    |   | <b>30</b>                      | <b>4,823,399</b>           | <b>4,817,401</b>                   | <b>5,998</b>                        |
| H49202                                      | Urban and suburban bus line operation                           | }                              | 7                          | 1,209,354                          | -                                   |
| H49203                                      | Local bus line operation  |                                |                            |                                    |                                     |
| H49323                                      | Public utility cars and taxicabs operation                      | s                              | s                          | s                                  | s                                   |
| H49332                                      | Freight truck operation   | 9                              | 824,690                    | 824,690                            | -                                   |
| H50123                                      | Towing and pushing services on coastal and trans-oceanic waters | s                              | s                          | s                                  | s                                   |
| H52103                                      | Customs bonded warehouses                                       | s                              | s                          | s                                  | s                                   |
| H52220                                      | Service activities incidental to water transportation           | 8                              | 1,976,575                  | 1,970,577                          | 5,998                               |
| H52291                                      | Freight forwarding services                                     | }                              | 3                          | 645,832                            | -                                   |
| H52292                                      | Customs brokerage (ship and aircraft)                           |                                |                            |                                    |                                     |
| <b>XII - SOCCSKSARGEN</b>                   |   | <b>a/ 15</b>                   | <b>a/ 1,178,456</b>        | <b>a/ 1,178,456</b>                | <b>a/ -</b>                         |
| H49201                                      | Inter-urban bus line operation                                  | s                              | s                          | s                                  | s                                   |
| H49332                                      | Freight truck operation   | 5                              | 100,048                    | 100,048                            | -                                   |
| H50122                                      | Interisland water freight transport                             | s                              | s                          | s                                  | s                                   |
| H52104                                      | Cold storage  | s                              | s                          | s                                  | s                                   |
| H52220                                      | Service activities incidental to water transportation           | b/ 4                           | b/ 211,603                 | b/ 211,603                         | b/ -                                |
| H52243                                      | Cargo handling, auxiliary activity to water transport           | s                              | s                          | s                                  | s                                   |
| H52291                                      | Freight forwarding services                                     | s                              | s                          | s                                  | s                                   |
| <b>XIII - Caraga</b>                        |   | <b>5</b>                       | <b>99,743</b>              | <b>99,743</b>                      | <b>-</b>                            |
| H49331                                      | Truck-for-hire operation (with driver)                          | s                              | s                          | s                                  | s                                   |
| H49332                                      | Freight truck operation   | s                              | s                          | s                                  | s                                   |
| H52220                                      | Service activities incidental to water transportation           | s                              | s                          | s                                  | s                                   |
| <b>Autonomous Region in Muslim Mindanao</b> |   | <b>c/</b>                      | <b>c/</b>                  | <b>c/</b>                          | <b>c/</b>                           |
| H52220                                      | Service activities incidental to water transportation           | d/                             | d/                         | d/                                 | d/                                  |

a/ - Includes data of ARMM

b/ - Includes data H52220 of ARMM

c/ - Data combined with SOCCSKSARGEN

d/ - Data combined with H52220 of SOCCSKSARGEN

TABLE 4a.2 Number of Establishments and Value of Non-Industrial Services Done for Others by Type for Transportation and Storage Establishments with Total Employment of 20 and Over by Region and Industry Sub-Class: Philippines, 2010

(Value in thousand pesos. Details may not add up to total due to rounding and/or statistical disclosure control)

| 2009<br>PSIC<br>Code | Region/<br>Industry Description   | Number<br>of<br>Establishments | Non-Industrial Services Done for Others |                             |  |                        |                                      |
|----------------------|---|--------------------------------|---|-----------------------------|--|------------------------|--------------------------------------|
|                      |   |                                | Total                                   | Rent<br>Income<br>from Land | Rental Income<br>from Building<br>and Structures | Other Rental<br>Income | Other Non-<br>Industrial<br>Services |
|                      |   | (1)                            | (2)                                     | (3)                         | (4)  | (5)                    | (6)                                  |
|                      | Philippines   | 796                            | 5,899,503                               | 146,559                     | 437,134  | 1,691,994              | 3,623,815                            |
| H49111               | Inter-urban passenger railway transport                                   | }                              |   |                             |  |                        | -                                    |
| H49112               | Urban and suburban railway transport                                      | }                              | 3                                       | 242,428                     | 138,110  | 104,318                | -                                    |
| H49201               | Inter-urban bus line operation  |                                | 49                                      | 136,084                     | 1,204  | 11,765                 | 612                                  |
| H49202               | Urban and suburban bus line operation                                     |                                | 20                                      | 3                           | -  | -                      | -                                    |
| H49203               | Local bus line operation  |                                | 31                                      | 11,455                      | -  | -                      | -                                    |
| H49204               | Chartered buses operation (e.g. tourist buses)                            |                                | 24                                      | -                           | -  | -                      | -                                    |
| H49205               | Operation of school buses/shuttle   |                                | 5                                       | -                           | -  | -                      | -                                    |
| H49310               | Urban or suburban passenger land transport,<br>except by railways and bus |                                | s                                       | s                           | s  | s                      | s                                    |
| H49323               | Public utility cars and taxicabs operation                                | }                              | 13                                      | 14,302                      | -  | 2,186                  | 540                                  |
| H49324               | Chartered cars operation (rent-a-car)                                     | }                              |   |                             |  |                        |                                      |
| H49331               | Truck-for-hire operation (with driver)                                    |                                | 4                                       | -                           | -  | -                      | -                                    |
| H49332               | Freight truck operation   |                                | 130                                     | 272,502                     | -  | 63,723                 | 9,393                                |
| H49339               | Freight transport operation, by road, n.e.c.                              |                                | s                                       | s                           | s  | s                      | s                                    |
| H49400               | Transport via pipeline  |                                | s                                       | s                           | s  | s                      | s                                    |
| H50111               | Ocean passenger transport   |                                | s                                       | s                           | s  | s                      | s                                    |
| H50112               | Interisland water passenger transport                                     |                                | 41                                      | 104,956                     | -  | 7,138                  | 1,573                                |
| H50113               | Renting of ship with operator   |                                | s                                       | s                           | s  | s                      | s                                    |
| H50121               | Ocean freight transport   |                                | 13                                      | -                           | -  | -                      | -                                    |
| H50122               | Interisland water freight transport                                       |                                | 41                                      | 61,904                      | 44   | 12,002                 | 18,544                               |
| H50123               | Towing and pushing services on coastal and trans-<br>oceanic waters       |                                | s                                       | s                           | s  | s                      | s                                    |
| H50210               | Inland passenger water transport  | }                              | 5                                       | 714                         | -  | -                      | 144                                  |
| H50220               | Inland freight water transport  | }                              |   |                             |  |                        | -                                    |
| H51101               | Domestic air passenger transport  | }                              | 4                                       | 1,474,865                   | -  | -                      | 1,474,865                            |
| H51102               | International air passenger transport                                     | }                              |   |                             |  |                        | -                                    |
| H51103               | Non-scheduled air passenger transport                                     |                                | 6                                       | 22,524                      | -  | 4,444                  | -                                    |
| H51203               | Non-scheduled air freight transport                                       |                                | s                                       | s                           | s  | s                      | s                                    |
| H52101               | General bonded warehouses except grain warehouse                          | }                              |   |                             |  |                        |                                      |
| H52103               | Customs bonded warehouses   | }                              | 7                                       | 18,958                      | -  | 18,310                 | -                                    |
| H52104               | Cold storage  |                                | 20                                      | 81,172                      | -  | 49,363                 | -                                    |
| H52109               | Storage and warehousing, n.e.c.   |                                | 9                                       | 343,493                     | -  | -                      | 96,596                               |
| H52211               | Freight terminal facilities for trucking companies                        |                                | s                                       | s                           | s  | s                      | s                                    |
| H52212               | Operation of parking lots   |                                | 7                                       | 270                         | -  | 270                    | -                                    |
| H52213               | Operation of toll roads and bridges                                       |                                | 7                                       | 106,354                     | -  | 6,444                  | 18,658                               |
| H52219               | Other supporting land transport activities, n.e.c.                        |                                | s                                       | s                           | s  | s                      | s                                    |
| H52220               | Service activities incidental to water transportation                     |                                | 78                                      | 162,901                     | -  | 15,626                 | 8,845                                |
| H52230               | Service activities incidental to air transportation                       |                                | 3                                       | -                           | -  | -                      | -                                    |

TABLE 4a.2 Number of Establishments and Value of Non-Industrial Services Done for Others by Type for Transportation and Storage Establishments with Total Employment of 20 and Over by Region and Industry Sub-Class: Philippines, 2010 *(Continued)*

(Value in thousand pesos. Details may not add up to total due to rounding and/or statistical disclosure control)

| 2009<br>PSIC<br>Code    | Region/<br>Industry Description   | Number<br>of<br>Establishments | Non-Industrial Services Done for Others |                             |  |                        |                                      |
|-------------------------|---|--------------------------------|---|-----------------------------|--|------------------------|--------------------------------------|
|                         |   |                                | Total                                   | Rent<br>Income<br>from Land | Rental Income<br>from Building<br>and Structures | Other Rental<br>Income | Other Non-<br>Industrial<br>Services |
|                         |   | (1)                            | (2)                                     | (3)                         | (4)  | (5)                    | (6)                                  |
| H52241                  | Containerized cargo handling, auxiliary activity to land transport      | 4                              | 101,437                                 | -                           | -  | 16,494                 | 84,943                               |
| H52242                  | Non- containerized cargo handling, auxiliary activity to land transport | s                              | s                                       | s                           | s  | s                      | s                                    |
| H52243                  | Cargo handling, auxiliary activity to water transport                   | 11                             | 70,233                                  | -                           | 70,233   | -                      | -                                    |
| H52244                  | Cargo handling, auxiliary activity to air transport                     |                                |   |                             |  |                        |                                      |
| H52291                  | Freight forwarding services   | 121                            | 689,188                                 | -                           | 6,843  | 11,742                 | 670,603                              |
| H52292                  | Customs brokerage (ship and aircraft)                                   | 46                             | 170,807                                 | -                           | 4,663  | 366                    | 165,778                              |
| H52293                  | Logistics services  | 36                             | 56,978                                  | -                           | 15,539   | 3,281                  | 38,158                               |
| H53202                  | Messenger service   | 45                             | 1,716,156                               | -                           | 44,269   | -                      | 1,671,888                            |
| National Capital Region |   | 466                            | 5,146,874                               | 146,432                     | 271,949  | 1,631,477              | 3,097,015                            |
| H49111                  | Inter-urban passenger railway transport                                 | }                              |   |                             |  |                        |                                      |
| H49112                  | Urban and suburban railway transport                                    | }                              | 3                                       | 242,428                     | 138,110  | 104,318                | -                                    |
| H49201                  | Inter-urban bus line operation  |                                | 18                                      | 117,339                     | 1,077  | 9,220                  | -                                    |
| H49202                  | Urban and suburban bus line operation                                   |                                | 16                                      | 3                           | -  | -                      | 3                                    |
| H49203                  | Local bus line operation  |                                | 4                                       | 10,545                      | -  | -                      | 10,545                               |
| H49204                  | Chartered buses operation (e.g. tourist buses)                          |                                | 18                                      | -                           | -  | -                      | -                                    |
| H49205                  | Operation of school buses/shuttle                                       |                                | 3                                       | -                           | -  | -                      | -                                    |
| H49323                  | Public utility cars and taxicabs operation                              | }                              | 7                                       | 3,450                       | -  | 2,186                  | -                                    |
| H49324                  | Chartered cars operation (rent-a-car)                                   | }                              |   |                             |  |                        |                                      |
| H49331                  | Truck-for-hire operation (with driver)                                  | s                              | s                                       | s                           | s  | s                      | s                                    |
| H49332                  | Freight truck operation   | 58                             | 3,253                                   | -                           | -  | 2,654                  | 598                                  |
| H49339                  | Freight transport operation, by road, n.e.c.                            | s                              | s                                       | s                           | s  | s                      | s                                    |
| H49400                  | Transport via pipeline  | s                              | s                                       | s                           | s  | s                      | s                                    |
| H50111                  | Ocean passenger transport   | }                              |   |                             |  |                        |                                      |
| H50112                  | Interisland water passenger transport                                   | }                              | 9                                       | 499                         | -  | 499                    | -                                    |
| H50113                  | Renting of ship with operator   | s                              | s                                       | s                           | s  | s                      | s                                    |
| H50121                  | Ocean freight transport   | 11                             | -                                       | -                           | -  | -                      | -                                    |
| H50122                  | Interisland water freight transport                                     | 23                             | 60,395                                  | 44                          | 11,936   | 18,544                 | 29,871                               |
| H50123                  | Towing and pushing services on coastal and trans-oceanic waters         | s                              | s                                       | s                           | s  | s                      | s                                    |
| H50210                  | Inland passenger water transport  | s                              | s                                       | s                           | s  | s                      | s                                    |
| H51101                  | Domestic air passenger transport  | }                              | 3                                       | 1,474,865                   | -  | -                      | 1,474,865                            |
| H51102                  | International air passenger transport                                   | }                              |   |                             |  |                        |                                      |
| H51103                  | Non-scheduled air passenger transport                                   |                                | 5                                       | 22,524                      | -  | 4,444                  | -                                    |
| H52103                  | Customs bonded warehouses   |                                | 5                                       | 17,096                      | -  | 16,448                 | -                                    |
| H52104                  | Cold storage  |                                | 12                                      | 80,191                      | -  | 48,953                 | -                                    |

TABLE 4a.2 Number of Establishments and Value of Non-Industrial Services Done for Others by Type for Transportation and Storage Establishments with Total Employment of 20 and Over by Region and Industry Sub-Class: Philippines, 2010 *(Continued)*

(Value in thousand pesos. Details may not add up to total due to rounding and/or statistical disclosure control)

| 2009<br>PSIC<br>Code             | Region/<br>Industry Description                                    | Number<br>of<br>Establishments | Non-Industrial Services Done for Others |                             |  |                        |                                      |
|----------------------------------|--|--------------------------------|---|-----------------------------|--|------------------------|--------------------------------------|
|                                  |  |                                | Total                                   | Rent<br>Income<br>from Land | Rental Income<br>from Building<br>and Structures | Other Rental<br>Income | Other Non-<br>Industrial<br>Services |
|                                  |  |                                | (1)                                     | (2)                         | (3)  | (4)                    | (5)                                  |
| H52109                           | Storage and warehousing, n.e.c.                                    | 4                              | 343,493                                 | -                           | -  | 96,596                 | 246,896                              |
| H52211                           | Freight terminal facilities for trucking companies                 | s                              | s                                       | s                           | s  | s                      | s                                    |
| H52212                           | Operation of parking lots  | 7                              | 270                                     | -                           | 270  | -                      | -                                    |
| H52213                           | Operation of toll roads and bridges                                | 7                              | 106,354                                 | -                           | 6,444  | 18,658                 | 81,252                               |
| H52219                           | Other supporting land transport activities, n.e.c.                 | s                              | s                                       | s                           | s  | s                      | s                                    |
| H52220                           | Service activities incidental to water transportation              | 17                             | 1,885                                   | -                           | 431  | -                      | 1,455                                |
| H52230                           | Service activities incidental to air transportation                | s                              | s                                       | s                           | s  | s                      | s                                    |
| H52241                           | Containerized cargo handling, auxiliary activity to land transport | 3                              | 101,437                                 | -                           | -  | 16,494                 | 84,943                               |
| H52244                           | Cargo handling, auxiliary activity to air transport                |                                |   |                             |  |                        |                                      |
| H52291                           | Freight forwarding services  | 108                            | 648,512                                 | -                           | 6,843  | 20                     | 641,650                              |
| H52292                           | Customs brokerage (ship and aircraft)                              | 41                             | 166,269                                 | -                           | 150  | 366                    | 165,753                              |
| H52293                           | Logistics services   | 30                             | 20,432                                  | -                           | 15,539   | 3,281                  | 1,611                                |
| H53202                           | Messenger service  | 44                             | 1,716,156                               | -                           | 44,269   | -                      | 1,671,888                            |
| Cordillera Administrative Region |  | 3                              | 3,124                                   | -                           | -  | -                      | 3,124                                |
| H49201                           | Inter-urban bus line operation                                     | 3                              | 3,124                                   | -                           | -  | -                      | 3,124                                |
| H49203                           | Local bus line operation   |                                |   |                             |  |                        |                                      |
| I-Ilocos Region                  |  | 6                              | -                                       | -                           | -  | -                      | -                                    |
| H49201                           | Inter-urban bus line operation                                     | s                              | s                                       | s                           | s  | s                      | s                                    |
| H49204                           | Chartered buses operation (e.g. tourist buses)                     | s                              | s                                       | s                           | s  | s                      | s                                    |
| H49332                           | Freight truck operation  | s                              | s                                       | s                           | s  | s                      | s                                    |
| H52104                           | Cold storage   | s                              | s                                       | s                           | s  | s                      | s                                    |
| II - Cagayan Valley              |  | 3                              | 388                                     | -                           | 66   | -                      | 322                                  |
| H49201                           | Inter-urban bus line operation                                     | s                              | s                                       | s                           | s  | s                      | s                                    |
| H50122                           | Interisland water freight transport                                | s                              | s                                       | s                           | s  | s                      | s                                    |
| III - Central Luzon              |  | 26                             | 83,567                                  | -                           | 72,517   | -                      | 11,050                               |
| H49201                           | Inter-urban bus line operation                                     | 5                              | 11,050                                  | -                           | -  | -                      | 11,050                               |

TABLE 4a.2 Number of Establishments and Value of Non-Industrial Services Done for Others by Type for Transportation and Storage Establishments with Total Employment of 20 and Over by Region and Industry Sub-Class: Philippines, 2010 *(Continued)*

(Value in thousand pesos. Details may not add up to total due to rounding and/or statistical disclosure control)

| 2009<br>PSIC<br>Code | Region/<br>Industry Description   | Number<br>of<br>Establishments | Non-Industrial Services Done for Others |                             |  |                        |                                      |        |
|----------------------|---|--------------------------------|---|-----------------------------|--|------------------------|--------------------------------------|--------|
|                      |   |                                | Total                                   | Rent<br>Income<br>from Land | Rental Income<br>from Building<br>and Structures | Other Rental<br>Income | Other Non-<br>Industrial<br>Services |        |
|                      |   |                                | (1)                                     | (2)                         | (3)  | (4)                    | (5)                                  | (6)    |
| H49203               | Local bus line operation  | }                              | 3                                       | -                           | -  | -                      | -                                    |        |
| H49204               | Chartered buses operation (e.g. tourist buses)                            | }                              |   |                             |  |                        |                                      |        |
| H49332               | Freight truck operation   |                                | 7                                       | 423                         | -  | 423                    | -                                    | -      |
| H51101               | Domestic air passenger transport  |                                | s                                       | s                           | s  | s                      | s                                    | s      |
| H52101               | General bonded warehouses except grain warehouse                          |                                | s                                       | s                           | s  | s                      | s                                    | s      |
| H52109               | Storage and warehousing, n.e.c.   |                                | s                                       | s                           | s  | s                      | s                                    | s      |
| H52230               | Service activities incidental to air transportation                       | }                              |   |                             |  |                        |                                      |        |
| H52241               | Containerized cargo handling, auxiliary activity<br>to land transport     | }                              | 5                                       | 70,233                      | -  | 70,233                 | -                                    | -      |
| H52244               | Cargo handling, auxiliary activity to air transport                       | }                              |   |                             |  |                        |                                      |        |
| H52291               | Freight forwarding services   | }                              |   |                             |  |                        |                                      |        |
| H52292               | Customs brokerage (ship and aircraft)                                     | }                              | 3                                       | -                           | -  | -                      | -                                    | -      |
| H52293               | Logistics services  | }                              |   |                             |  |                        |                                      |        |
| IVA - CALABARZON     |   |                                | 60                                      | 50,347                      | -  | 13,915                 | 8,555                                | 27,876 |
| H49201               | Inter-urban bus line operation  |                                | 10                                      | -                           | -  | -                      | -                                    | -      |
| H49202               | Urban and suburban bus line operation                                     |                                | 3                                       | -                           | -  | -                      | -                                    | -      |
| H49203               | Local bus line operation  |                                | 4                                       | -                           | -  | -                      | -                                    | -      |
| H49204               | Chartered buses operation (e.g. tourist buses)                            | }                              |   |                             |  |                        |                                      |        |
| H49205               | Operation of school buses/shuttle   | }                              | 3                                       | -                           | -  | -                      | -                                    | -      |
| H49310               | Urban or suburban passenger land transport, except<br>by railways and bus |                                | s                                       | s                           | s  | s                      | s                                    | s      |
| H49332               | Freight truck operation   |                                | 21                                      | -                           | -  | -                      | -                                    | -      |
| H50112               | Interisland water passenger transport                                     | }                              |   |                             |  |                        |                                      |        |
| H50122               | Interisland water freight transport                                       | }                              | 3                                       | -                           | -  | -                      | -                                    | -      |
| H52104               | Cold storage  | }                              | 7                                       | 981                         | -  | 410                    | -                                    | 572    |
| H52109               | Storage and warehousing, n.e.c.   | }                              |   |                             |  |                        |                                      |        |
| H52220               | Service activities incidental to water transportation                     |                                | 3                                       | 32,077                      | -  | 13,505                 | 8,555                                | 10,017 |
| H52243               | Cargo handling, auxiliary activity to water transport                     |                                | s                                       | s                           | s  | s                      | s                                    | s      |
| H52291               | Freight forwarding services   | }                              |   |                             |  |                        |                                      |        |
| H52293               | Logistics services  | }                              | 4                                       | 17,288                      | -  | -                      | -                                    | 17,288 |
| IVB - MIMAROPA       |   |                                | 10                                      | -                           | -  | -                      | -                                    | -      |
| H49203               | Local bus line operation  |                                | s                                       | s                           | s  | s                      | s                                    | s      |
| H50122               | Interisland water freight transport                                       |                                | s                                       | s                           | s  | s                      | s                                    | s      |
| H52220               | Service activities incidental to water transportation                     |                                | 7                                       | -                           | -  | -                      | -                                    | -      |

TABLE 4a.2 Number of Establishments and Value of Non-Industrial Services Done for Others by Type for Transportation and Storage Establishments with Total Employment of 20 and Over by Region and Industry Sub-Class: Philippines, 2010 *(Continued)*

(Value in thousand pesos. Details may not add up to total due to rounding and/or statistical disclosure control)

| 2009<br>PSIC<br>Code         | Region/<br>Industry Description   | Number<br>of<br>Establishments | Non-Industrial Services Done for Others |                             |  |                        |                                      |
|------------------------------|---|--------------------------------|---|-----------------------------|--|------------------------|--------------------------------------|
|                              |   |                                | Total                                   | Rent<br>Income<br>from Land | Rental Income<br>from Building<br>and Structures | Other Rental<br>Income | Other Non-<br>Industrial<br>Services |
|                              |   | (1)                            | (2)                                     | (3)                         | (4)  | (5)                    | (6)                                  |
| H52242                       | Non- containerized cargo handling, auxiliary activity to land transport | s                              | s                                       | s                           | s  | s                      | s                                    |
| <b>V - Bicol Region</b>      |   | <b>18</b>                      | <b>46,611</b>                           | <b>-</b>                    | <b>83</b>  | <b>144</b>             | <b>46,384</b>                        |
| H49201                       | Inter-urban bus line operation }  |                                |   |                             |  |                        |                                      |
| H49203                       | Local bus line operation }  | 5                              | 83                                      | -                           | 83   | -                      | -                                    |
| H49332                       | Freight truck operation   | s                              | s                                       | s                           | s  | s                      | s                                    |
| H50112                       | Interisland water passenger transport                                   | s                              | s                                       | s                           | s  | s                      | s                                    |
| H50122                       | Interisland water freight transport                                     | s                              | s                                       | s                           | s  | s                      | s                                    |
| H50210                       | Inland passenger water transport  | s                              | s                                       | s                           | s  | s                      | s                                    |
| H52220                       | Service activities incidental to water transportation                   | 8                              | 31,500                                  | -                           | -  | -                      | 31,500                               |
| H52291                       | Freight forwarding services   | s                              | s                                       | s                           | s  | s                      | s                                    |
| <b>VI - Western Visayas</b>  |   | <b>28</b>                      | <b>13,203</b>                           | <b>-</b>                    | <b>4,513</b>                                     | <b>860</b>             | <b>7,829</b>                         |
| H49201                       | Inter-urban bus line operation }  |                                |   |                             |  |                        |                                      |
| H49203                       | Local bus line operation }  | 7                              | 1,899                                   | -                           | -  | 612                    | 1,287                                |
| H49204                       | Chartered buses operation (e.g. tourist buses) }                        |                                |   |                             |  |                        |                                      |
| H49332                       | Freight truck operation   | 8                              | 4,768                                   | -                           | -  | -                      | 4,768                                |
| H50112                       | Interisland water passenger transport }                                 |                                |   |                             |  |                        |                                      |
| H50122                       | Interisland water freight transport }                                   | 5                              | -                                       | -                           | -  | -                      | -                                    |
| H50210                       | Inland passenger water transport  | s                              | s                                       | s                           | s  | s                      | s                                    |
| H52109                       | Storage and warehousing, n.e.c.   | s                              | s                                       | s                           | s  | s                      | s                                    |
| H52220                       | Service activities incidental to water transportation                   | 3                              | 1,453                                   | -                           | -  | 248                    | 1,205                                |
| H52291                       | Freight forwarding services }   | 3                              | 4,513                                   | -                           | 4,513  | -                      | -                                    |
| H52292                       | Customs brokerage (ship and aircraft) }                                 |                                |   |                             |  |                        |                                      |
| <b>VII - Central Visayas</b> |   | <b>76</b>                      | <b>410,711</b>                          | <b>-</b>                    | <b>70,767</b>                                    | <b>44,235</b>          | <b>295,709</b>                       |
| H49203                       | Local bus line operation  | 3                              | -                                       | -                           | -  | -                      | -                                    |
| H49323                       | Public utility cars and taxicabs operation                              | 5                              | 10,852                                  | -                           | -  | 540                    | 10,312                               |
| H49331                       | Truck-for-hire operation (with driver)                                  | s                              | s                                       | s                           | s  | s                      | s                                    |
| H49332                       | Freight truck operation   | 11                             | 241,631                                 | -                           | 62,438   | 58                     | 179,134                              |
| H50112                       | Interisland water passenger transport                                   | 22                             | 63,608                                  | -                           | 6,639  | 1,573                  | 55,396                               |
| H50121                       | Ocean freight transport }   |                                |   |                             |  |                        |                                      |
| H50122                       | Interisland water freight transport }                                   | 10                             | 1,122                                   | -                           | -  | -                      | 1,122                                |

TABLE 4a.2 Number of Establishments and Value of Non-Industrial Services Done for Others by Type for Transportation and Storage Establishments with Total Employment of 20 and Over by Region and Industry Sub-Class: Philippines, 2010 *(Continued)*

(Value in thousand pesos. Details may not add up to total due to rounding and/or statistical disclosure control)

| 2009<br>PSIC<br>Code     | Region/<br>Industry Description                       | Number<br>of<br>Establishments | Non-Industrial Services Done for Others |                             |  |                        |                                      |
|--------------------------|---|--------------------------------|---|-----------------------------|--|------------------------|--------------------------------------|
|                          |   |                                | Total                                   | Rent<br>Income<br>from Land | Rental Income<br>from Building<br>and Structures | Other Rental<br>Income | Other Non-<br>Industrial<br>Services |
|                          |   | (1)                            | (2)                                     | (3)                         | (4)  | (5)                    | (6)                                  |
| H50210                   | Inland passenger water transport                      | S                              | S                                       | S                           | S  | S                      | S                                    |
| H50220                   | Inland freight water transport                        | S                              | S                                       | S                           | S  | S                      | S                                    |
| H51103                   | Non-scheduled air passenger transport                 | S                              | S                                       | S                           | S  | S                      | S                                    |
| H51203                   | Non-scheduled air freight transport                   | S                              | S                                       | S                           | S  | S                      | S                                    |
| H52104                   | Cold storage  | S                              | S                                       | S                           | S  | S                      | S                                    |
| H52211                   | Freight terminal facilities for trucking companies    | S                              | S                                       | S                           | S  | S                      | S                                    |
| H52220                   | Service activities incidental to water transportation | 8                              | 3,223                                   | -                           | 1,690  | -                      | 1,534                                |
| H52243                   | Cargo handling, auxiliary activity to water transport | S                              | S                                       | S                           | S  | S                      | S                                    |
| H52291                   | Freight forwarding services                           | 4                              | 40,675                                  | -                           | -  | 11,722                 | 28,953                               |
| H52292                   | Customs brokerage (ship and aircraft)                 | }                              |   |                             |  |                        |                                      |
| H52293                   | Logistics services                                    | }                              | 3                                       | 19,259                      | -  | -                      | 19,259                               |
| H53202                   | Messenger service                                     | S                              | S                                       | S                           | S  | S                      | S                                    |
| VIII - Eastern Visayas   |   | 14                             | 909                                     | -                           | -  | -                      | 909                                  |
| H49201                   | Inter-urban bus line operation                        | }                              |   |                             |  |                        |                                      |
| H49203                   | Local bus line operation                              | }                              | 4                                       | 909                         | -  | -                      | 909                                  |
| H49204                   | Chartered buses operation (e.g. tourist buses)        | }                              |   |                             |  |                        |                                      |
| H50112                   | Interisland water passenger transport                 | S                              | S                                       | S                           | S  | S                      | S                                    |
| H50122                   | Interisland water freight transport                   | S                              | S                                       | S                           | S  | S                      | S                                    |
| H52109                   | Storage and warehousing, n.e.c.                       | S                              | S                                       | S                           | S  | S                      | S                                    |
| H52220                   | Service activities incidental to water transportation | }                              | 7                                       | -                           | -  | -                      | -                                    |
| H52243                   | Cargo handling, auxiliary activity to water transport | }                              |   |                             |  |                        |                                      |
| IX - Zamboanga Peninsula |   | 9                              | 40,889                                  | -                           | -  | 40                     | 40,849                               |
| H50112                   | Interisland water passenger transport                 | 5                              | 40,849                                  | -                           | -  | -                      | 40,849                               |
| H52220                   | Service activities incidental to water transportation | }                              | 4                                       | 40                          | -  | -                      | 40                                   |
| H52243                   | Cargo handling, auxiliary activity to water transport | }                              |   |                             |  |                        |                                      |
| X - Northern Mindanao    |   | 27                             | 1                                       | -                           | -  | 1                      | -                                    |
| H49201                   | Inter-urban bus line operation                        | 3                              | -                                       | -                           | -  | -                      | -                                    |
| H49204                   | Chartered buses operation (e.g. tourist buses)        | S                              | S                                       | S                           | S  | S                      | S                                    |
| H49332                   | Freight truck operation                               | 8                              | -                                       | -                           | -  | -                      | -                                    |
| H50112                   | Interisland water passenger transport                 | S                              | S                                       | S                           | S  | S                      | S                                    |
| H52220                   | Service activities incidental to water transportation | 8                              | 1                                       | -                           | -  | 1                      | -                                    |

TABLE 4a.2 Number of Establishments and Value of Non-Industrial Services Done for Others by Type for Transportation and Storage Establishments with Total Employment of 20 and Over by Region and Industry Sub-Class: Philippines, 2010 *(Concluded)*

(Value in thousand pesos. Details may not add up to total due to rounding and/or statistical disclosure control)

| 2009<br>PSIC<br>Code                 | Region/<br>Industry Description                                 | Number<br>of<br>Establishments | Non-Industrial Services Done for Others |                             |  |                        |                                      |
|--------------------------------------|---|--------------------------------|---|-----------------------------|--|------------------------|--------------------------------------|
|                                      |   |                                | Total                                   | Rent<br>Income from<br>Land | Rental Income<br>from Building<br>and Structures | Other Rental<br>Income | Other Non-<br>Industrial<br>Services |
|                                      |   | (1)                            | (2)                                     | (3)                         | (4)  | (5)                    | (6)                                  |
| H52243                               | Cargo handling, auxiliary activity to water transport           | 3                              | -                                       | -                           | -  | -                      |                                      |
| H52291                               | Freight forwarding services                                     | s                              | s                                       | s                           | s  | s                      | s                                    |
| H52292                               | Customs brokerage (ship and aircraft)                           | s                              | s                                       | s                           | s  | s                      | s                                    |
| XI - Davao Region                    |   | 30                             | 88,652                                  | -                           | 862  | 6,681                  | 81,109                               |
| H49202                               | Urban and suburban bus line operation                           | }                              |   |                             |  |                        |                                      |
| H49203                               | Local bus line operation  | }                              | 7                                       | -                           | -  | -                      | -                                    |
| H49323                               | Public utility cars and taxicabs operation                      | s                              | s                                       | s                           | s  | s                      | s                                    |
| H49332                               | Freight truck operation   | 9                              | 7,543                                   | -                           | 862  | 6,681                  | -                                    |
| H50123                               | Towing and pushing services on coastal and trans-oceanic waters | s                              | s                                       | s                           | s  | s                      | s                                    |
| H52103                               | Customs bonded warehouses                                       | s                              | s                                       | s                           | s  | s                      | s                                    |
| H52220                               | Service activities incidental to water transportation           | 8                              | 81,084                                  | -                           | -  | -                      | 81,084                               |
| H52291                               | Freight forwarding services                                     | }                              | 3                                       | 25                          | -  | -                      | 25                                   |
| H52292                               | Customs brokerage (ship and aircraft)                           | }                              |   |                             |  |                        |                                      |
| XII - SOCCSKSARGEN                   |   | a/ 15                          | a/ 14,226                               | a/ 127                      | a/ 2,462   | a/ -                   | a/ 11,637                            |
| H49201                               | Inter-urban bus line operation                                  | s                              | s                                       | s                           | s  | s                      | s                                    |
| H49332                               | Freight truck operation   | 5                              | -                                       | -                           | -  | -                      | -                                    |
| H50122                               | Interisland water freight transport                             | s                              | s                                       | s                           | s  | s                      | s                                    |
| H52104                               | Cold storage  | s                              | s                                       | s                           | s  | s                      | s                                    |
| H52220                               | Service activities incidental to water transportation           | b/ 4                           | b/ 11,637                               | b/ -                        | b/ -   | b/ -                   | b/ 11,637                            |
| H52243                               | Cargo handling, auxiliary activity to water transport           | s                              | s                                       | s                           | s  | s                      | s                                    |
| H52291                               | Freight forwarding services                                     | s                              | s                                       | s                           | s  | s                      | s                                    |
| XIII - Caraga                        |   | 5                              | -                                       | -                           | -  | -                      | -                                    |
| H49331                               | Truck-for-hire operation (with driver)                          | s                              | s                                       | s                           | s  | s                      | s                                    |
| H49332                               | Freight truck operation   | s                              | s                                       | s                           | s  | s                      | s                                    |
| H52220                               | Service activities incidental to water transportation           | s                              | s                                       | s                           | s  | s                      | s                                    |
| Autonomous Region in Muslim Mindanao |   | c/                             | c/                                      | c/                          | c/   | c/                     | c/                                   |
| H52220                               | Service activities incidental to water transportation           | d/                             | d/                                      | d/                          | d/   | d/                     | d/                                   |

a/ - Includes data of ARMM

b/ - Includes data H52220 of ARMM

c/ - Data combined with SOCCKSARGEN

d/ - Data combined with H52220 of SOCCKSARGEN

TABLE 5a Number of Establishments and Cost by Type for Transportation and Storage Establishments  
with Total Employment of 20 and Over by Region and Industry Sub-Class: Philippines, 2010

(Value in thousand pesos. Details may not add up to total due to rounding and/or statistical disclosure control)

| 2009<br>PSIC<br>Code | Region/<br>Industry Description   | Number<br>of<br>Establishments | Cost        |  |   |  |                                       |           |
|----------------------|---|--------------------------------|-------------|--|---|--|---------------------------------------|-----------|
|                      |   |                                | Total       | Materials<br>and Supplies<br>Purchased | Fuels,<br>Lubricants,<br>Oils<br>and Greases<br>Purchased | Cost of Non-<br>Industrial<br>Services Done<br>by Others | Electricity<br>and Water<br>Purchased |           |
|                      |   |                                |             |  |   |  |                                       | (1)       |
|                      | Philippines   | 796                            | 190,752,009 | 16,384,371                             | 60,013,259  | 50,044,105   | 3,608,117                             |           |
| H49111               | Inter-urban passenger railway transport                                   | }                              |             |  |   |  | 16,950                                |           |
| H49112               | Urban and suburban railway transport                                      | }                              | 3           | 9,681,989                              | 379,851   | 48,075   | 808,885                               | 1,031,269 |
| H49201               | Inter-urban bus line operation  |                                | 49          | 6,611,177                              | 1,004,944   | 3,574,459  | 653,023                               | 65,667    |
| H49202               | Urban and suburban bus line operation                                     |                                | 20          | 549,511                                | 25,730  | 294,062  | 44,394                                | 9,521     |
| H49203               | Local bus line operation  |                                | 31          | 962,401                                | 120,729   | 491,889  | 31,449                                | 6,910     |
| H49204               | Chartered buses operation (e.g. tourist buses)                            |                                | 24          | 995,000                                | 65,031  | 153,874  | 191,918                               | 12,953    |
| H49205               | Operation of school buses/shuttle   |                                | 5           | 249,746                                | 21,550  | 115,016  | 73,262                                | 1,706     |
| H49310               | Urban or suburban passenger land transport,<br>except by railways and bus |                                | s           | s                                      | s   | s  | s                                     | s         |
| H49323               | Public utility cars and taxicabs operation                                | }                              | 13          | 520,625                                | 103,775   | 65,793   | 161,633                               | 10,503    |
| H49324               | Chartered cars operation (rent-a-car)                                     | }                              |             |  |   |  |                                       |           |
| H49331               | Truck-for-hire operation (with driver)                                    |                                | 4           | 37,262                                 | 3,218   | 11,428   | 10,772                                | 1,267     |
| H49332               | Freight truck operation   |                                | 130         | 3,918,994                              | 869,644   | 1,448,577  | 514,859                               | 87,054    |
| H49339               | Freight transport operation, by road, n.e.c.                              |                                | s           | s                                      | s   | s  | s                                     | s         |
| H49400               | Transport via pipeline  |                                | s           | s                                      | s   | s  | s                                     | s         |
| H50111               | Ocean passenger transport   |                                | s           | s                                      | s   | s  | s                                     | s         |
| H50112               | Interisland water passenger transport                                     |                                | 41          | 14,188,012                             | 437,648   | 7,005,990  | 2,254,249                             | 124,415   |
| H50113               | Renting of ship with operator   |                                | s           | s                                      | s   | s  | s                                     | s         |
| H50121               | Ocean freight transport   |                                | 13          | 2,403,605                              | 507,109   | 391,286  | 663,786                               | 39,772    |
| H50122               | Interisland water freight transport                                       |                                | 41          | 17,003,891                             | 3,465,673   | 4,243,316  | 3,850,348                             | 69,197    |
| H50123               | Towing and pushing services on coastal and trans-<br>oceanic waters       |                                | s           | s                                      | s   | s  | s                                     | s         |
| H50210               | Inland passenger water transport  | }                              | 5           | 63,594                                 | 7,983   | 2,888  | 34,173                                | 1,647     |
| H50220               | Inland freight water transport  | }                              |             |  |   |  |                                       | 980       |
| H51101               | Domestic air passenger transport  | }                              | 4           | 83,634,983                             | 1,955,460   | 39,670,662   | 19,391,496                            | 246,294   |
| H51102               | International air passenger transport                                     | }                              |             |  |   |  |                                       |           |
| H51103               | Non-scheduled air passenger transport                                     |                                | 6           | 974,804                                | 81,802  | 62,983   | 414,060                               | 5,981     |
| H51203               | Non-scheduled air freight transport                                       |                                | s           | s                                      | s   | s  | s                                     | s         |
| H52101               | General bonded warehouses except grain warehouse                          | }                              |             |  |   |  |                                       |           |
| H52103               | Customs bonded warehouses   | }                              | 7           | 664,639                                | 95,649  | 9,399  | 350,494                               | 44,063    |
| H52104               | Cold storage  |                                | 20          | 2,895,609                              | 488,823   | 35,558   | 764,735                               | 404,131   |
| H52109               | Storage and warehousing, n.e.c.   |                                | 9           | 3,182,261                              | 2,452,858   | 16,428   | 534,263                               | 30,121    |
| H52211               | Freight terminal facilities for trucking companies                        |                                | s           | s                                      | s   | s  | s                                     | s         |
| H52212               | Operation of parking lots   |                                | 7           | 252,668                                | 5,571   | 2,962  | 211,950                               | 11,555    |
| H52213               | Operation of toll roads and bridges                                       |                                | 7           | 5,557,455                              | 88,946  | 74,560   | 827,703                               | 125,029   |
| H52219               | Other supporting land transport activities, n.e.c.                        |                                | s           | s                                      | s   | s  | s                                     | s         |

TABLE 5a Number of Establishments and Cost by Type for Transportation and Storage Establishments  
with Total Employment of 20 and Over by Region and Industry Sub-Class: Philippines, 2010 *(Continued)*

(Value in thousand pesos. Details may not add up to total due to rounding and/or statistical disclosure control)

| 2009<br>PSIC<br>Code    | Region/<br>Industry Description   | Number<br>of<br>Establishments | Cost        |  |   |  |                                       |
|-------------------------|---|--------------------------------|-------------|--|---|--|---------------------------------------|
|                         |   |                                | Total       | Materials<br>and Supplies<br>Purchased | Fuels,<br>Lubricants,<br>Oils<br>and Greases<br>Purchased | Cost of Non-<br>Industrial<br>Services Done<br>by Others | Electricity<br>and Water<br>Purchased |
|                         |   | (1)                            | (2)         | (3)                                    | (4)   | (5)  | (6)                                   |
| H52220                  | Service activities incidental to water transportation                   | 78                             | 5,839,306   | 939,774                                | 800,758   | 1,569,858  | 276,842                               |
| H52230                  | Service activities incidental to air transportation                     | 3                              | 247,075     | 9,246                                  | 960   | 164,079  | 4,619                                 |
| H52241                  | Containerized cargo handling, auxiliary activity to land transport      | 4                              | 4,765,066   | 72,054                                 | 280,747   | 847,985  | 163,681                               |
| H52242                  | Non- containerized cargo handling, auxiliary activity to land transport | s                              | s           | s                                      | s   | s  | s                                     |
| H52243                  | Cargo handling, auxiliary activity to water transport                   | 11                             | 516,333     | 16,282                                 | 46,132  | 100,637  | 38,345                                |
| H52244                  | Cargo handling, auxiliary activity to air transport                     |                                |             |  |   |  |                                       |
| H52291                  | Freight forwarding services   | 121                            | 7,916,511   | 1,463,279                              | 403,117   | 4,438,734  | 317,740                               |
| H52292                  | Customs brokerage (ship and aircraft)                                   | 46                             | 1,603,190   | 118,160                                | 250,647   | 934,373  | 83,055                                |
| H52293                  | Logistics services  | 36                             | 6,013,649   | 428,287                                | 162,392   | 4,373,700  | 80,267                                |
| H53202                  | Messenger service   | 45                             | 7,146,424   | 899,423                                | 163,453   | 4,930,902  | 299,161                               |
| National Capital Region |   | 466                            | 162,357,591 | 11,724,363                             | 50,062,728  | 43,485,066   | 2,887,862                             |
| H49111                  | Inter-urban passenger railway transport                                 |                                |             |  |   |  |                                       |
| H49112                  | Urban and suburban railway transport                                    | 3                              | 9,681,989   | 379,851                                | 48,075  | 808,885  | 1,031,269                             |
| H49201                  | Inter-urban bus line operation  | 18                             | 3,559,504   | 804,180                                | 1,815,164   | 368,292  | 39,500                                |
| H49202                  | Urban and suburban bus line operation                                   | 16                             | 258,253     | 22,389                                 | 142,957   | 17,057   | 4,631                                 |
| H49203                  | Local bus line operation  | 4                              | 69,452      | 10,676                                 | 17,726  | 4,156  | 686                                   |
| H49204                  | Chartered buses operation (e.g. tourist buses)                          | 18                             | 902,196     | 30,602                                 | 133,265   | 177,384  | 11,822                                |
| H49205                  | Operation of school buses/shuttle                                       | 3                              | 52,770      | 14,158                                 | 12,604  | 20,500   | 845                                   |
| H49323                  | Public utility cars and taxicabs operation                              | 7                              | 372,206     | 45,300                                 | 55,791  | 138,012  | 7,138                                 |
| H49324                  | Chartered cars operation (rent-a-car)                                   |                                |             |  |   |  |                                       |
| H49331                  | Truck-for-hire operation (with driver)                                  | s                              | s           | s                                      | s   | s  | s                                     |
| H49332                  | Freight truck operation   | 58                             | 1,721,766   | 450,989                                | 632,834   | 267,298  | 26,205                                |
| H49339                  | Freight transport operation, by road, n.e.c.                            | s                              | s           | s                                      | s   | s  | s                                     |
| H49400                  | Transport via pipeline  | s                              | s           | s                                      | s   | s  | s                                     |
| H50111                  | Ocean passenger transport   |                                |             |  |   |  |                                       |
| H50112                  | Interisland water passenger transport                                   | 9                              | 8,434,001   | 243,909                                | 2,914,305   | 1,620,152  | 61,284                                |
| H50113                  | Renting of ship with operator   | s                              | s           | s                                      | s   | s  | s                                     |
| H50121                  | Ocean freight transport   | 11                             | 2,155,682   | 503,759                                | 293,050   | 624,137  | 38,455                                |
| H50122                  | Interisland water freight transport                                     | 23                             | 15,810,683  | 3,326,018                              | 3,865,134   | 3,581,522  | 60,702                                |
| H50123                  | Towing and pushing services on coastal and trans-oceanic waters         | s                              | s           | s                                      | s   | s  | s                                     |
| H50210                  | Inland passenger water transport  | s                              | s           | s                                      | s   | s  |                                       |

TABLE 5a Number of Establishments and Cost by Type for Transportation and Storage Establishments  
with Total Employment of 20 and Over by Region and Industry Sub-Class: Philippines, 2010 *(Continued)*

(Value in thousand pesos. Details may not add up to total due to rounding and/or statistical disclosure control)

| 2009<br>PSIC<br>Code             | Region/<br>Industry Description   | Number<br>of<br>Establishments | Cost       |  |   |  |                                       |
|----------------------------------|---|--------------------------------|------------|--|---|--|---------------------------------------|
|                                  |   |                                | Total      | Materials<br>and Supplies<br>Purchased | Fuels,<br>Lubricants,<br>Oils<br>and Greases<br>Purchased | Cost of Non-<br>Industrial<br>Services Done<br>by Others | Electricity<br>and Water<br>Purchased |
|                                  |   |                                |            |  |   |  |                                       |
|                                  |   | (1)                            | (2)        | (3)                                    | (4)   | (5)  | (6)                                   |
| H51101                           | Domestic air passenger transport }                                      | 3                              | 80,802,378 | 1,944,094                              | 38,219,106  | 18,567,110   | 237,462                               |
| H51102                           | International air passenger transport }                                 |                                |            |  |   |  |                                       |
| H51103                           | Non-scheduled air passenger transport                                   | 5                              | 924,977    | 61,932                                 | 61,832  | 395,230  | 5,319                                 |
| H52103                           | Customs bonded warehouses   | 5                              | 335,541    | 80,484                                 | 4,920   | 129,838  | 29,038                                |
| H52104                           | Cold storage  | 12                             | 1,775,742  | 64,656                                 | 27,866  | 390,858  | 259,136                               |
| H52109                           | Storage and warehousing, n.e.c.   | 4                              | 620,048    | 13,109                                 | 11,411  | 469,815  | 14,467                                |
| H52211                           | Freight terminal facilities for trucking companies                      | s                              | s          | s                                      | s   | s  | s                                     |
| H52212                           | Operation of parking lots   | 7                              | 252,668    | 5,571                                  | 2,962   | 211,950  | 11,555                                |
| H52213                           | Operation of toll roads and bridges                                     | 7                              | 5,557,455  | 88,946                                 | 74,560  | 827,703  | 125,029                               |
| H52219                           | Other supporting land transport activities, n.e.c.                      | s                              | s          | s                                      | s   | s  | s                                     |
| H52220                           | Service activities incidental to water transportation                   | 17                             | 3,823,198  | 613,574                                | 600,214   | 1,111,462  | 150,498                               |
| H52230                           | Service activities incidental to air transportation                     | s                              | s          | s                                      | s   | s  | s                                     |
| H52241                           | Containerized cargo handling, auxiliary activity to<br>land transport } | 3                              | 4,483,617  | 55,013                                 | 286,797   | 540,388  | 163,116                               |
| H52244                           | Cargo handling, auxiliary activity to air transport }                   |                                |            |  |   |  |                                       |
| H52291                           | Freight forwarding services   | 108                            | 6,795,363  | 1,376,040                              | 291,049   | 3,824,207  | 158,662                               |
| H52292                           | Customs brokerage (ship and aircraft)                                   | 41                             | 1,453,002  | 107,580                                | 222,074   | 849,729  | 78,039                                |
| H52293                           | Logistics services  | 30                             | 4,445,879  | 394,866                                | 102,262   | 3,203,024  | 64,193                                |
| H53202                           | Messenger service   | 44                             | 7,112,989  | 890,396                                | 157,397   | 4,918,023  | 297,303                               |
| Cordillera Administrative Region |   | 3                              | 24,657     | 5,274                                  | 12,711  | 2,820  | 195                                   |
| H49201                           | Inter-urban bus line operation }  | 3                              | 24,656     | 5,274                                  | 12,711  | 2,820  | 196                                   |
| H49203                           | Local bus line operation }  |                                |            |  |   |  |                                       |
| I-Ilocos Region                  |   | 6                              | 67,833     | 7,755                                  | 31,196  | 8,304  | 1,131                                 |
| H49201                           | Inter-urban bus line operation  | s                              | s          | s                                      | s   | s  | s                                     |
| H49204                           | Chartered buses operation (e.g. tourist buses)                          | s                              | s          | s                                      | s   | s  | s                                     |
| H49332                           | Freight truck operation   | s                              | s          | s                                      | s   | s  | s                                     |
| H52104                           | Cold storage  | s                              | s          | s                                      | s   | s  | s                                     |
| II - Cagayan Valley              |   | 3                              | 50,990     | 3,086                                  | 19,633  | 7,696  | 418                                   |
| H49201                           | Inter-urban bus line operation  | s                              | s          | s                                      | s   | s  |                                       |

TABLE 5a Number of Establishments and Cost by Type for Transportation and Storage Establishments  
with Total Employment of 20 and Over by Region and Industry Sub-Class: Philippines, 2010 *(Continued)*

(Value in thousand pesos. Details may not add up to total due to rounding and/or statistical disclosure control)

| 2009<br>PSIC<br>Code       | Region/<br>Industry Description   | Number<br>of<br>Establishments | Cost             |  |   |  |                                       |
|----------------------------|---|--------------------------------|------------------|--|---|--|---------------------------------------|
|                            |   |                                | Total            | Materials<br>and Supplies<br>Purchased | Fuels,<br>Lubricants,<br>Oils<br>and Greases<br>Purchased | Cost of Non-<br>Industrial<br>Services Done<br>by Others | Electricity<br>and Water<br>Purchased |
|                            |   | (1)                            | (2)              | (3)                                    | (4)   | (5)  | (6)                                   |
| H50122                     | Interisland water freight transport                                       | S                              | S                | S                                      | S   | S  | S                                     |
| <b>III - Central Luzon</b> |   | <b>26</b>                      | <b>5,258,813</b> | <b>174,074</b>                         | <b>2,100,989</b>  | <b>1,755,002</b>   | <b>69,755</b>                         |
| H49201                     | Inter-urban bus line operation  | 5                              | 655,420          | 22,156                                 | 421,517   | 57,624   | 4,309                                 |
| H49203                     | Local bus line operation  | 3                              | 29,800           | 8,658                                  | 6,508   | 4,659  | 351                                   |
| H49204                     | Chartered buses operation (e.g. tourist buses)                            | }                              |                  |  |   |  |                                       |
| H49332                     | Freight truck operation   | 7                              | 365,458          | 70,259                                 | 172,827   | 22,788   | 2,392                                 |
| H51101                     | Domestic air passenger transport  | S                              | S                | S                                      | S   | S  | S                                     |
| H52101                     | General bonded warehouses except grain warehouse                          | S                              | S                | S                                      | S   | S  | S                                     |
| H52109                     | Storage and warehousing, n.e.c.   | S                              | S                | S                                      | S   | S  | S                                     |
| H52230                     | Service activities incidental to air transportation                       | }                              |                  |  |   |  |                                       |
| H52241                     | Containerized cargo handling, auxiliary activity<br>to land transport     | }                              | 5                | 838,844                                | 28,405  | 7,436  | 526,160                               |
| H52244                     | Cargo handling, auxiliary activity to air transport                       | }                              |                  |  |   |  | 33,093                                |
| H52291                     | Freight forwarding services   | }                              |                  |  |   |  |                                       |
| H52292                     | Customs brokerage (ship and aircraft)                                     | }                              | 3                | 189,592                                | 13,194  | 38,181   | 91,242                                |
| H52293                     | Logistics services  | }                              |                  |  |   |  | 4,865                                 |
| <b>IVA - CALABARZON</b>    |   | <b>60</b>                      | <b>6,950,159</b> | <b>3,151,117</b>                       | <b>1,533,140</b>  | <b>1,100,790</b>   | <b>189,131</b>                        |
| H49201                     | Inter-urban bus line operation  | 10                             | 390,311          | 34,023                                 | 147,919   | 130,281  | 4,702                                 |
| H49202                     | Urban and suburban bus line operation                                     | 3                              | 109,174          | 2,118                                  | 63,099  | 14,683   | 3,046                                 |
| H49203                     | Local bus line operation  | 4                              | 45,921           | 7,058                                  | 25,066  | 12   | 245                                   |
| H49204                     | Chartered buses operation (e.g. tourist buses)                            | }                              |                  |  |   |  |                                       |
| H49205                     | Operation of school buses/shuttle   | }                              | 3                | 239,984                                | 34,342  | 108,640  | 58,388                                |
| H49310                     | Urban or suburban passenger land transport, except<br>by railways and bus | S                              | S                | S                                      | S   | S  | S                                     |
| H49332                     | Freight truck operation   | 21                             | 443,558          | 96,936                                 | 156,006   | 92,622   | 6,690                                 |
| H50112                     | Interisland water passenger transport                                     | }                              |                  |  |   |  |                                       |
| H50122                     | Interisland water freight transport                                       | }                              | 3                | 1,744,393                              | 106,631   | 958,643  | 241,386                               |
| H52104                     | Cold storage  | }                              | 7                | 3,524,462                              | 2,843,480   | 8,121  | 380,404                               |
| H52109                     | Storage and warehousing, n.e.c.   | }                              |                  |  |   |  | 126,351                               |
| H52220                     | Service activities incidental to water transportation                     | 3                              | 195,257          | 4,294                                  | 4,494   | 69,735   | 13,348                                |
| H52243                     | Cargo handling, auxiliary activity to water transport                     | S                              | S                | S                                      | S   | S  | S                                     |

TABLE 5a Number of Establishments and Cost by Type for Transportation and Storage Establishments  
with Total Employment of 20 and Over by Region and Industry Sub-Class: Philippines, 2010 *(Continued)*

(Value in thousand pesos. Details may not add up to total due to rounding and/or statistical disclosure control)

| 2009<br>PSIC<br>Code | Region/<br>Industry Description  | Number<br>of<br>Establishments | Cost   |  |   |  |                                       |        |
|----------------------|--|--------------------------------|--------|--|---|--|---------------------------------------|--------|
|                      |  |                                | Total  | Materials<br>and Supplies<br>Purchased | Fuels,<br>Lubricants,<br>Oils<br>and Greases<br>Purchased | Cost of Non-<br>Industrial<br>Services Done<br>by Others | Electricity<br>and Water<br>Purchased |        |
|                      |  |                                |        |  |   |  |                                       | (1)    |
| H52291               | Freight forwarding services  | }                              |        |  |   |  |                                       |        |
| H52293               | Logistics services   | }                              | 4      | 200,907                                | 20,474  | 48,371   | 87,333                                | 10,659 |
| IVB - MIMAROPA       |  |                                | 10     | 79,420                                 | 6,852   | 16,579   | 25,023                                | 2,220  |
| H49203               | Local bus line operation   | s                              | s      | s                                      | s   | s  | s                                     | s      |
| H50122               | Interisland water freight transport  | s                              | s      | s                                      | s   | s  | s                                     | s      |
| H52220               | Service activities incidental to water transportation                      | 7                              | 29,381 | 3,098                                  | 697   | 15,900   | 1,735                                 |        |
| H52242               | Non- containerized cargo handling, auxiliary activity<br>to land transport | s                              | s      | s                                      | s   | s  | s                                     | s      |
| V - Bicol Region     |  |                                | 18     | 435,531                                | 44,443  | 101,615  | 149,673                               | 8,192  |
| H49201               | Inter-urban bus line operation   | }                              |        |  |   |  |                                       |        |
| H49203               | Local bus line operation   | }                              | 5      | 75,926                                 | 6,863   | 34,103   | 10,988                                | 1,705  |
| H49332               | Freight truck operation  | s                              | s      | s                                      | s   | s  | s                                     | s      |
| H50112               | Interisland water passenger transport                                      | s                              | s      | s                                      | s   | s  | s                                     | s      |
| H50122               | Interisland water freight transport  | s                              | s      | s                                      | s   | s  | s                                     | s      |
| H50210               | Inland passenger water transport   | s                              | s      | s                                      | s   | s  | s                                     | s      |
| H52220               | Service activities incidental to water transportation                      | 8                              | 91,599 | 10,361                                 | 12,042  | 27,678   | 4,285                                 |        |
| H52291               | Freight forwarding services  | s                              | s      | s                                      | s   | s  | s                                     | s      |
| VI - Western Visayas |  |                                | 28     | 905,613                                | 56,837  | 602,604  | 50,620                                | 7,437  |
| H49201               | Inter-urban bus line operation   | }                              |        |  |   |  |                                       |        |
| H49203               | Local bus line operation   | }                              | 7      | 688,575                                | 13,542  | 520,654  | 10,434                                | 3,230  |
| H49204               | Chartered buses operation (e.g. tourist buses)                             | }                              |        |  |   |  |                                       |        |
| H49332               | Freight truck operation  | 8                              | 29,535 | 8,966                                  | 11,293  | 4,232  | 816                                   |        |
| H50112               | Interisland water passenger transport                                      | }                              |        |  |   |  |                                       |        |
| H50122               | Interisland water freight transport  | }                              | 5      | 99,561                                 | 12,721  | 53,933   | 5,181                                 | 1,620  |
| H50210               | Inland passenger water transport   | s                              | s      | s                                      | s   | s  | s                                     | s      |
| H52109               | Storage and warehousing, n.e.c.  | s                              | s      | s                                      | s   | s  | s                                     | s      |
| H52220               | Service activities incidental to water transportation                      | 3                              | 43,190 | 17,611                                 | 7,962   | 10,780   | 1,239                                 |        |
| H52291               | Freight forwarding services  | }                              | 3      | 30,438                                 | 825   | 8,104  | 16,485                                | 219    |
| H52292               | Customs brokerage (ship and aircraft)                                      | }                              |        |  |   |  |                                       |        |

TABLE 5a Number of Establishments and Cost by Type for Transportation and Storage Establishments  
with Total Employment of 20 and Over by Region and Industry Sub-Class: Philippines, 2010 *(Continued)*

(Value in thousand pesos. Details may not add up to total due to rounding and/or statistical disclosure control)

| 2009<br>PSIC<br>Code     | Region/<br>Industry Description                       | Number<br>of<br>Establishments | Cost      |  |   |  |                                       |
|--------------------------|---|--------------------------------|-----------|--|---|--|---------------------------------------|
|                          |   |                                | Total     | Materials<br>and Supplies<br>Purchased | Fuels,<br>Lubricants,<br>Oils<br>and Greases<br>Purchased | Cost of Non-<br>Industrial<br>Services Done<br>by Others | Electricity<br>and Water<br>Purchased |
|                          |   | (1)                            | (2)       | (3)                                    | (4)   | (5)  | (6)                                   |
| VII - Central Visayas    |   | 76                             | 8,785,054 | 477,215                                | 3,249,348   | 2,602,400  | 135,179                               |
| H49203                   | Local bus line operation                              | 3                              | 9,932     | 1,088                                  | 4,462   | 594  | 457                                   |
| H49323                   | Public utility cars and taxicabs operation            | 5                              | 95,340    | 30,749                                 | 9,872   | 9,453  | 2,959                                 |
| H49331                   | Truck-for-hire operation (with driver)                | s                              | s         | s                                      | s   | s  | s                                     |
| H49332                   | Freight truck operation                               | 11                             | 598,598   | 71,015                                 | 159,983   | 51,242   | 34,644                                |
| H50112                   | Interisland water passenger transport                 | 22                             | 5,166,865 | 168,206                                | 2,755,675   | 909,412  | 45,848                                |
| H50121                   | Ocean freight transport                               | }                              | 10        | 540,363                                | 37,677  | 226,817  | 94,708                                |
| H50122                   | Interisland water freight transport                   |                                |           |  |   |  |                                       |
| H50210                   | Inland passenger water transport                      | s                              | s         | s                                      | s   | s  | s                                     |
| H50220                   | Inland freight water transport                        | s                              | s         | s                                      | s   | s  | s                                     |
| H51103                   | Non-scheduled air passenger transport                 | s                              | s         | s                                      | s   | s  | s                                     |
| H51203                   | Non-scheduled air freight transport                   | s                              | s         | s                                      | s   | s  | s                                     |
| H52104                   | Cold storage  | s                              | s         | s                                      | s   | s  | s                                     |
| H52211                   | Freight terminal facilities for trucking companies    | s                              | s         | s                                      | s   | s  | s                                     |
| H52220                   | Service activities incidental to water transportation | 8                              | 287,404   | 43,308                                 | 34,402  | 26,096   | 8,515                                 |
| H52243                   | Cargo handling, auxiliary activity to water transport | s                              | s         | s                                      | s   | s  | s                                     |
| H52291                   | Freight forwarding services                           | 4                              | 466,284   | 42,996                                 | 4,768   | 331,570  | 10,140                                |
| H52292                   | Customs brokerage (ship and aircraft)                 | }                              | 3         | 1,377,583                              | 19,830  | 33,354   | 1,082,684                             |
| H52293                   | Logistics services                                    |                                |           |  |   |  |                                       |
| H53202                   | Messenger service                                     | s                              | s         | s                                      | s   | s  | s                                     |
| VIII - Eastern Visayas   |   | 14                             | 159,830   | 16,399                                 | 86,970  | 14,426   | 7,159                                 |
| H49201                   | Inter-urban bus line operation                        | }                              | 4         | 52,321                                 | 4,359   | 28,115   | 1,949                                 |
| H49203                   | Local bus line operation                              |                                |           |  |   |  |                                       |
| H49204                   | Chartered buses operation (e.g. tourist buses)        |                                |           |  |   |  |                                       |
| H50112                   | Interisland water passenger transport                 | s                              | s         | s                                      | s   | s  | s                                     |
| H50122                   | Interisland water freight transport                   | s                              | s         | s                                      | s   | s  | s                                     |
| H52109                   | Storage and warehousing, n.e.c.                       | s                              | s         | s                                      | s   | s  | s                                     |
| H52220                   | Service activities incidental to water transportation | }                              | 7         | 15,266                                 | 1,609   | 4,160  | 3,910                                 |
| H52243                   | Cargo handling, auxiliary activity to water transport |                                |           |  |   |  |                                       |
| IX - Zamboanga Peninsula |   | 9                              | 566,120   | 24,070                                 | 501,870   | 11,604   | 2,625                                 |
| H50112                   | Interisland water passenger transport                 | 5                              | 529,608   | 16,417                                 | 492,033   | 6,092  | 1,568                                 |

TABLE 5a Number of Establishments and Cost by Type for Transportation and Storage Establishments  
with Total Employment of 20 and Over by Region and Industry Sub-Class: Philippines, 2010 *(Continued)*

(Value in thousand pesos. Details may not add up to total due to rounding and/or statistical disclosure control)

| 2009<br>PSIC<br>Code  | Region/<br>Industry Description                                 | Number<br>of<br>Establishments | Cost  |  |   |  |                                       |           |
|-----------------------|---|--------------------------------|-------|--|---|--|---------------------------------------|-----------|
|                       |   |                                | Total | Materials<br>and Supplies<br>Purchased | Fuels,<br>Lubricants,<br>Oils<br>and Greases<br>Purchased | Cost of Non-<br>Industrial<br>Services Done<br>by Others | Electricity<br>and Water<br>Purchased |           |
|                       |   |                                |       |  |   |  |                                       | (1)       |
| H52220                | Service activities incidental to water transportation           | }                              | 4     | 36,511                                 | 7,653   | 9,836  | 5,511                                 | 1,057     |
| H52243                | Cargo handling, auxiliary activity to water transport           | }                              |       |  |   |  |                                       |           |
| X - Northern Mindanao |   |                                | 27    | 1,028,195                              | 86,125  | 516,166  | 95,993                                | 20,889    |
| H49201                | Inter-urban bus line operation                                  |                                | 3     | 638,342                                | 48,783  | 384,081  | 8,215                                 | 8,565     |
| H49204                | Chartered buses operation (e.g. tourist buses)                  |                                | s     | s                                      | s   | s  | s                                     | s         |
| H49332                | Freight truck operation   |                                | 8     | 143,543                                | 1,834   | 60,156   | 47,147                                | 1,935     |
| H50112                | Interisland water passenger transport                           |                                | s     | s                                      | s   | s  | s                                     | s         |
| H52220                | Service activities incidental to water transportation           |                                | 8     | 32,743                                 | 14,129  | 3,121  | 7,375                                 | 960       |
| H52243                | Cargo handling, auxiliary activity to water transport           |                                | 3     | 135,910                                | 7,904   | 29,250   | 22,219                                | 8,567     |
| H52291                | Freight forwarding services                                     |                                | s     | s                                      | s   | s  | s                                     | s         |
| H52292                | Customs brokerage (ship and aircraft)                           |                                | s     | s                                      | s   | s  | s                                     | s         |
| XI - Davao Region     |   |                                | 30    | 3,203,407                              | 460,039   | 855,448  | 602,078                               | 258,163   |
| H49202                | Urban and suburban bus line operation                           | }                              |       |  |   |  |                                       |           |
| H49203                | Local bus line operation  | }                              | 7     | 892,956                                | 84,939  | 467,675  | 28,734                                | 5,167     |
| H49323                | Public utility cars and taxicabs operation                      |                                | s     | s                                      | s   | s  | s                                     | s         |
| H49332                | Freight truck operation   |                                | 9     | 505,708                                | 150,653   | 209,144  | 21,512                                | 12,325    |
| H50123                | Towing and pushing services on coastal and trans-oceanic waters |                                | s     | s                                      | s   | s  | s                                     | s         |
| H52103                | Customs bonded warehouses                                       |                                | s     | s                                      | s   | s  | s                                     | s         |
| H52220                | Service activities incidental to water transportation           |                                | 8     | 1,172,994                              | 184,530   | 105,279  | 254,172                               | 92,954    |
| H52291                | Freight forwarding services                                     | }                              | 3     | 514,247                                | 7,322   | 53,440   | 252,664                               | 146,817   |
| H52292                | Customs brokerage (ship and aircraft)                           | }                              |       |  |   |  |                                       |           |
| XII - SOCCSKSARGEN    |   |                                | a/ 15 | a/ 820,740                             | a/ 131,612  | a/ 312,535   | a/ 105,102                            | a/ 16,990 |
| H49201                | Inter-urban bus line operation                                  |                                | s     | s                                      | s   | s  | s                                     | s         |
| H49332                | Freight truck operation   |                                | 5     | 72,997                                 | 16,410  | 37,787   | 2,415                                 | 932       |
| H50122                | Interisland water freight transport                             |                                | s     | s                                      | s   | s  | s                                     | s         |
| H52104                | Cold storage  |                                | s     | s                                      | s   | s  | s                                     | s         |
| H52220                | Service activities incidental to water transportation           |                                | b/ 4  | b/ 82,416                              | b/ 27,861   | b/ 14,093  | b/ 25,491                             | b/ 1,075  |
| H52243                | Cargo handling, auxiliary activity to water transport           |                                | s     | s                                      | s   | s  | s                                     |           |

TABLE 5a Number of Establishments and Cost by Type for Transportation and Storage Establishments  
with Total Employment of 20 and Over by Region and Industry Sub-Class: Philippines, 2010 *(Continued)*

(Value in thousand pesos. Details may not add up to total due to rounding and/or statistical disclosure control)

| 2009<br>PSIC<br>Code | Region/<br>Industry Description                       | Number<br>of<br>Establishments | Cost          |  |   |  |                                       |
|----------------------|---|--------------------------------|---------------|--|---|--|---------------------------------------|
|                      |   |                                | Total         | Materials<br>and Supplies<br>Purchased | Fuels,<br>Lubricants,<br>Oils<br>and Greases<br>Purchased | Cost of Non-<br>Industrial<br>Services Done<br>by Others | Electricity<br>and Water<br>Purchased |
|                      |   | (1)                            | (2)           | (3)                                    | (4)   | (5)  | (6)                                   |
| H52291               | Freight forwarding services                           | s                              | s             | s                                      | s   | s  | s                                     |
|                      | <b>XIII - Caraga</b>                                  | <b>5</b>                       | <b>58,055</b> | <b>15,112</b>                          | <b>9,729</b>  | <b>27,507</b>  | <b>770</b>                            |
| H49331               | Truck-for-hire operation (with driver)                | s                              | s             | s                                      | s   | s  | s                                     |
| H49332               | Freight truck operation                               | s                              | s             | s                                      | s   | s  | s                                     |
| H52220               | Service activities incidental to water transportation | s                              | s             | s                                      | s   | s  | s                                     |
|                      | <b>Autonomous Region in Muslim Mindanao</b>           | <b>c/</b>                      | <b>c/</b>     | <b>c/</b>                              | <b>c/</b>   | <b>c/</b>  | <b>c/</b>                             |
| H52220               | Service activities incidental to water transportation | d/                             | d/            | d/                                     | d/  | d/   | d/                                    |

TABLE 5a Number of Establishments and Cost by Type for Transportation and Storage Establishments  
with Total Employment of 20 and Over by Region and Industry Sub-Class: Philippines, 2010 *(Continued)*

(Value in thousand pesos. Details may not add up to total due to rounding and/or statistical disclosure control)

| 2009<br>PSIC<br>Code | Region/<br>Industry Description   | Cost                                     |                     |                                  |                                       |   |  |
|----------------------|---|--|---------------------|----------------------------------|---------------------------------------|---|--|
|                      |   | Industrial<br>Services Done<br>by Others | Interest<br>Expense | Goods<br>Purchased<br>for Resale | Taxes<br>on product<br>and production | Research<br>and Experimental<br>Development | Environmental<br>Protection<br>Expense |
|                      |   | (7)                                      | (8)                 | (9)                              | (10)                                  | (11)  | (12)                                   |
|                      | <b>Philippines</b>  | <b>21,045,324</b>                        | <b>10,798,826</b>   | <b>872,985</b>                   | <b>2,856,683</b>                      | <b>-</b>                                    | <b>12,711</b>                          |
| H49111               | Inter-urban passenger railway transport }                                 |  |                     |                                  |                                       |   | -                                      |
| H49112               | Urban and suburban railway transport }                                    | 235,000                                  | 2,674,093           | -                                | 103,884                               | -   | -                                      |
| H49201               | Inter-urban bus line operation  | 361,246                                  | 110,915             | -                                | 255,023                               | -   | 543                                    |
| H49202               | Urban and suburban bus line operation                                     | 69,621                                   | 18,384              | -                                | 20,762                                | -   | 250                                    |
| H49203               | Local bus line operation  | 121,331                                  | 17,844              | -                                | 38,525                                | -   | -                                      |
| H49204               | Chartered buses operation (e.g. tourist buses)                            | 106,611                                  | 47,786              | -                                | 34,514                                | -   | -                                      |
| H49205               | Operation of school buses/shuttle   | 4,866                                    | 1,942               | -                                | 6,113                                 | -   | -                                      |
| H49310               | Urban or suburban passenger land transport,<br>except by railways and bus | s  | s                   | s                                | s                                     | s   | s                                      |
| H49323               | Public utility cars and taxicabs operation }                              | 11,354                                   | 12,805              | -                                | 17,813                                | -   | 18                                     |
| H49324               | Chartered cars operation (rent-a-car) }                                   |  |                     |                                  |                                       |   |  |
| H49331               | Truck-for-hire operation (with driver)                                    | 2,291                                    | -                   | -                                | 1,951                                 | -   | -                                      |
| H49332               | Freight truck operation   | 277,238                                  | 64,202              | 236,869                          | 58,324                                | -   | -                                      |
| H49339               | Freight transport operation, by road, n.e.c.                              | s  | s                   | s                                | s                                     | s   | s                                      |
| H49400               | Transport via pipeline  | s  | s                   | s                                | s                                     | s   | s                                      |
| H50111               | Ocean passenger transport   | s  | s                   | s                                | s                                     | s   | s                                      |
| H50112               | Interisland water passenger transport                                     | 1,107,829                                | 340,073             | -                                | 673,700                               | -   | 60                                     |
| H50113               | Renting of ship with operator   | s  | s                   | s                                | s                                     | s   | s                                      |
| H50121               | Ocean freight transport   | 100,274                                  | 30,806              | -                                | 192,172                               | -   | -                                      |
| H50122               | Interisland water freight transport                                       | 3,226,729                                | 540,765             | 5,097                            | 302,164                               | -   | 7,283                                  |
| H50123               | Towing and pushing services on coastal and trans-<br>oceanic waters       | s  | s                   | s                                | s                                     | s   | s                                      |
| H50210               | Inland passenger water transport }  | 1,564                                    | 945                 | 3,702                            | 1,740                                 | -   | 9                                      |
| H50220               | Inland freight water transport }  |  |                     |                                  |                                       |   | -                                      |
| H51101               | Domestic air passenger transport }  | 10,052,922                               | 2,329,628           | -                                | 112,480                               | -   | -                                      |
| H51102               | International air passenger transport }                                   |  |                     |                                  |                                       |   |  |
| H51103               | Non-scheduled air passenger transport                                     | 217,989                                  | 818                 | -                                | 86,797                                | -   | 1,935                                  |
| H51203               | Non-scheduled air freight transport                                       | s  | s                   | s                                | s                                     | s   | s                                      |
| H52101               | General bonded warehouses except grain warehouse }                        |  |                     |                                  |                                       |   |  |
| H52103               | Customs bonded warehouses }   | 80,008                                   | 10,386              | -                                | 12,127                                | -   | -                                      |
| H52104               | Cold storage  | 207,759                                  | 16,501              | 626,904                          | 61,318                                | -   | -                                      |
| H52109               | Storage and warehousing, n.e.c.   | 21,178                                   | 9,581               | -                                | 11,155                                | -   | -                                      |
| H52211               | Freight terminal facilities for trucking companies                        | s  | s                   | s                                | s                                     | s   | s                                      |
| H52212               | Operation of parking lots   | 4,435                                    | 54                  | -                                | 3,474                                 | -   | -                                      |
| H52213               | Operation of toll roads and bridges                                       | 2,112,506                                | 2,112,172           | -                                | 90,387                                | -   | -                                      |
| H52219               | Other supporting land transport activities, n.e.c.                        | s  | s                   | s                                | s                                     | s   | s                                      |
| H52220               | Service activities incidental to water transportation                     | 488,567                                  | 256,336             | -                                | 298,411                               | -   | 1,154                                  |

TABLE 5a Number of Establishments and Cost by Type for Transportation and Storage Establishments  
with Total Employment of 20 and Over by Region and Industry Sub-Class: Philippines, 2010 *(Continued)*

(Value in thousand pesos. Details may not add up to total due to rounding and/or statistical disclosure control)

| 2009<br>PSIC<br>Code           | Region/<br>Industry Description   | Cost                                     |                     |                                  |                                       |   |  |
|--------------------------------|---|--|---------------------|----------------------------------|---------------------------------------|---|--|
|                                |   | Industrial<br>Services Done<br>by Others | Interest<br>Expense | Goods<br>Purchased<br>for Resale | Taxes<br>on product<br>and production | Research<br>and Experimental<br>Development | Environmental<br>Protection<br>Expense |
|                                |   | (7)                                      | (8)                 | (9)                              | (10)                                  | (11)  | (12)                                   |
| H52230                         | Service activities incidental to air transportation                     | 18,470                                   | 646                 | -                                | 472                                   | -   | -                                      |
| H52241                         | Containerized cargo handling, auxiliary activity to land transport      | 326,813                                  | 1,701,988           | -                                | 91,226                                | -   | -                                      |
| H52242                         | Non- containerized cargo handling, auxiliary activity to land transport | s  | s                   | s                                | s                                     | s   | s                                      |
| H52243                         | Cargo handling, auxiliary activity to water transport }                 | 83,852                                   | 25,713              | 413                              | 16,475                                | -   | -                                      |
| H52244                         | Cargo handling, auxiliary activity to air transport }                   |  |                     |                                  |                                       |   |  |
| H52291                         | Freight forwarding services   | 674,785                                  | 52,892              | -                                | 141,378                               | -   | -                                      |
| H52292                         | Customs brokerage (ship and aircraft)                                   | 45,928                                   | 5,550               | -                                | 27,478                                | -   | -                                      |
| H52293                         | Logistics services  | 394,629                                  | 152,189             | -                                | 72,461                                | -   | -                                      |
| H53202                         | Messenger service   | 133,010                                  | 146,341             | -                                | 89,764                                | -   | 1,459                                  |
| <b>National Capital Region</b> |   | <b>18,608,676</b>                        | <b>10,052,432</b>   | <b>626,904</b>                   | <b>2,338,234</b>                      | <b>-</b>                                    | <b>5,148</b>                           |
| H49111                         | Inter-urban passenger railway transport }                               |  |                     |                                  |                                       |   |  |
| H49112                         | Urban and suburban railway transport }                                  | 235,000                                  | 2,674,093           | -                                | 103,884                               | -   | -                                      |
| H49201                         | Inter-urban bus line operation  | 64,712                                   | 69,154              | -                                | 149,393                               | -   | -                                      |
| H49202                         | Urban and suburban bus line operation                                   | 7,502                                    | 11,227              | -                                | 9,812                                 | -   | 250                                    |
| H49203                         | Local bus line operation  | 286                                      | 15,309              | -                                | 2,582                                 | -   | -                                      |
| H49204                         | Chartered buses operation (e.g. tourist buses)                          | 103,892                                  | 44,066              | -                                | 33,450                                | -   | -                                      |
| H49205                         | Operation of school buses/shuttle                                       | 261                                      | -                   | -                                | 1,662                                 | -   | -                                      |
| H49323                         | Public utility cars and taxicabs operation }                            | 11,354                                   | 9,619               | -                                | 12,817                                | -   | 18                                     |
| H49324                         | Chartered cars operation (rent-a-car) }                                 |  |                     |                                  |                                       |   |  |
| H49331                         | Truck-for-hire operation (with driver)                                  | s  | s                   | s                                | s                                     | s   | s                                      |
| H49332                         | Freight truck operation   | 109,692                                  | 14,437              | -                                | 17,028                                | -   | -                                      |
| H49339                         | Freight transport operation, by road, n.e.c.                            | s  | s                   | s                                | s                                     | s   | s                                      |
| H49400                         | Transport via pipeline  | s  | s                   | s                                | s                                     | s   | s                                      |
| H50111                         | Ocean passenger transport }   |  |                     |                                  |                                       |   |  |
| H50112                         | Interisland water passenger transport }                                 | 1,026,764                                | 118,128             | -                                | 650,260                               | -   | -                                      |
| H50113                         | Renting of ship with operator   | s  | s                   | s                                | s                                     | s   | s                                      |
| H50121                         | Ocean freight transport   | 59,557                                   | 30,806              | -                                | 176,876                               | -   | -                                      |
| H50122                         | Interisland water freight transport                                     | 3,102,541                                | 453,713             | -                                | 292,317                               | -   | 1,486                                  |
| H50123                         | Towing and pushing services on coastal and trans-oceanic waters         | s  | s                   | s                                | s                                     | s   | s                                      |
| H50210                         | Inland passenger water transport  | s  | s                   | s                                | s                                     | s   | s                                      |
| H51101                         | Domestic air passenger transport }                                      | 9,552,254                                | 2,325,461           | -                                | 92,963                                | -   | -                                      |
| H51102                         | International air passenger transport }                                 |  |                     |                                  |                                       |   |  |
| H51103                         | Non-scheduled air passenger transport                                   | 216,347                                  | -                   | -                                | 86,573                                | -   | 1,935                                  |

TABLE 5a Number of Establishments and Cost by Type for Transportation and Storage Establishments  
with Total Employment of 20 and Over by Region and Industry Sub-Class: Philippines, 2010 *(Continued)*

(Value in thousand pesos. Details may not add up to total due to rounding and/or statistical disclosure control)

| 2009<br>PSIC<br>Code                    | Region/<br>Industry Description                                       | Cost                                     |                     |                                  |                                       |   |  |
|---|---|--|---------------------|----------------------------------|---------------------------------------|---|--|
|   |   | Industrial<br>Services Done<br>by Others | Interest<br>Expense | Goods<br>Purchased<br>for Resale | Taxes<br>on product<br>and production | Research<br>and Experimental<br>Development | Environmental<br>Protection<br>Expense |
|   |   | (7)                                      | (8)                 | (9)                              | (10)                                  | (11)  | (12)                                   |
| H52103                                  | Customs bonded warehouses   | 48,077                                   | 9,703               | -                                | 10,714                                | -   | -                                      |
| H52104                                  | Cold storage  | 117,965                                  | 13,919              | 626,904                          | 54,080                                | -   | -                                      |
| H52109                                  | Storage and warehousing, n.e.c.                                       | 13,614                                   | 6,282               | -                                | 6,618                                 | -   | -                                      |
| H52211                                  | Freight terminal facilities for trucking companies                    | s  | s                   | s                                | s                                     | s   | s                                      |
| H52212                                  | Operation of parking lots   | 4,435                                    | 54                  | -                                | 3,474                                 | -   | -                                      |
| H52213                                  | Operation of toll roads and bridges                                   | 2,112,506                                | 2,112,172           | -                                | 90,387                                | -   | -                                      |
| H52219                                  | Other supporting land transport activities, n.e.c.                    | s  | s                   | s                                | s                                     | s   | s                                      |
| H52220                                  | Service activities incidental to water transportation                 | 171,233                                  | 202,820             | -                                | 132,766                               | -   | -                                      |
| H52230                                  | Service activities incidental to air transportation                   | s  | s                   | s                                | s                                     | s   | s                                      |
| H52241                                  | Containerized cargo handling, auxiliary activity to<br>land transport | 355,822                                  | 1,703,685           | -                                | 101,008                               | -   | -                                      |
| H52244                                  | Cargo handling, auxiliary activity to air transport                   |  |                     |                                  |                                       |   |  |
| H52291                                  | Freight forwarding services   | 653,499                                  | 33,715              | -                                | 124,745                               | -   | -                                      |
| H52292                                  | Customs brokerage (ship and aircraft)                                 | 44,020                                   | 5,129               | -                                | 25,836                                | -   | -                                      |
| H52293                                  | Logistics services  | 355,730                                  | 40,963              | -                                | 49,212                                | -   | -                                      |
| H53202                                  | Messenger service   | 130,844                                  | 146,341             | -                                | 89,729                                | -   | 1,459                                  |
| <b>Cordillera Administrative Region</b> |   | <b>2,097</b>                             | <b>-</b>            | <b>-</b>                         | <b>284</b>                            | <b>-</b>                                    | <b>-</b>                               |
| H49201                                  | Inter-urban bus line operation  | 2,097                                    | -                   | -                                | 284                                   | -   | -                                      |
| H49203                                  | Local bus line operation  |  |                     |                                  |                                       |   |  |
| <b>I-Ilocos Region</b>                  |   | <b>2,871</b>                             | <b>306</b>          | <b>-</b>                         | <b>2,217</b>                          | <b>-</b>                                    | <b>-</b>                               |
| H49201                                  | Inter-urban bus line operation  | s  | s                   | s                                | s                                     | s   | s                                      |
| H49204                                  | Chartered buses operation (e.g. tourist buses)                        | s  | s                   | s                                | s                                     | s   | s                                      |
| H49332                                  | Freight truck operation   | s  | s                   | s                                | s                                     | s   | s                                      |
| H52104                                  | Cold storage  | s  | s                   | s                                | s                                     | s   | s                                      |
| <b>II - Cagayan Valley</b>              |   | <b>1,062</b>                             | <b>4,117</b>        | <b>5,097</b>                     | <b>1,835</b>                          | <b>-</b>                                    | <b>56</b>                              |
| H49201                                  | Inter-urban bus line operation  | s  | s                   | s                                | s                                     | s   | s                                      |
| H50122                                  | Interisland water freight transport                                   | s  | s                   | s                                | s                                     | s   | s                                      |

TABLE 5a Number of Establishments and Cost by Type for Transportation and Storage Establishments  
with Total Employment of 20 and Over by Region and Industry Sub-Class: Philippines, 2010 *(Continued)*

(Value in thousand pesos. Details may not add up to total due to rounding and/or statistical disclosure control)

| 2009<br>PSIC<br>Code | Region/<br>Industry Description   | Cost                                     |                     |                                  |                                       |   |  |
|----------------------|---|--|---------------------|----------------------------------|---------------------------------------|---|--|
|                      |   | Industrial<br>Services Done<br>by Others | Interest<br>Expense | Goods<br>Purchased<br>for Resale | Taxes<br>on product<br>and production | Research<br>and Experimental<br>Development | Environmental<br>Protection<br>Expense |
|                      |   | (7)                                      | (8)                 | (9)                              | (10)                                  | (11)  | (12)                                   |
|                      | III - Central Luzon   | 673,412                                  | 45,021              | -                                | 35,736                                | -   | 487                                    |
| H49201               | Inter-urban bus line operation  | 42,047                                   | 18,175              | -                                | 8,754                                 | -   | 487                                    |
| H49203               | Local bus line operation  | 58                                       | 1,739               | -                                | 202                                   | -   | -                                      |
| H49204               | Chartered buses operation (e.g. tourist buses)                            |  |                     |                                  |                                       |   |  |
| H49332               | Freight truck operation   | 64,866                                   | 1,543               | -                                | 4,110                                 | -   | -                                      |
| H51101               | Domestic air passenger transport  | s  | s                   | s                                | s                                     | s   | s                                      |
| H52101               | General bonded warehouses except grain warehouse                          | s  | s                   | s                                | s                                     | s   | s                                      |
| H52109               | Storage and warehousing, n.e.c.   | s  | s                   | s                                | s                                     | s   | s                                      |
| H52230               | Service activities incidental to air transportation                       |  |                     |                                  |                                       |   |  |
| H52241               | Containerized cargo handling, auxiliary activity<br>to land transport     | 27,795                                   | 19,396              | -                                | 632                                   | -   | -                                      |
| H52244               | Cargo handling, auxiliary activity to air transport                       |  |                     |                                  |                                       |   |  |
| H52291               | Freight forwarding services   |  |                     |                                  |                                       |   |  |
| H52292               | Customs brokerage (ship and aircraft)                                     | 6,047                                    | -                   | -                                | 1,666                                 | -   | -                                      |
| H52293               | Logistics services  |  |                     |                                  |                                       |   |  |
|                      | IVA - CALABARZON  | 374,099                                  | 145,427             | -                                | 72,236                                | -   | 1,277                                  |
| H49201               | Inter-urban bus line operation  | 6,777                                    | 14,322              | -                                | 11,252                                | -   | -                                      |
| H49202               | Urban and suburban bus line operation                                     | 3,002                                    | 7,045               | -                                | 5,995                                 | -   | -                                      |
| H49203               | Local bus line operation  | 9,409                                    | -                   | -                                | 2,253                                 | -   | -                                      |
| H49204               | Chartered buses operation (e.g. tourist buses)                            |  |                     |                                  |                                       |   |  |
| H49205               | Operation of school buses/shuttle   | 6,280                                    | 1,942               | -                                | 4,625                                 | -   | -                                      |
| H49310               | Urban or suburban passenger land transport, except<br>by railways and bus | s  | s                   | s                                | s                                     | s   | s                                      |
| H49332               | Freight truck operation   | 55,906                                   | 340                 | -                                | 7,017                                 | -   | -                                      |
| H50112               | Interisland water passenger transport                                     |  |                     |                                  |                                       |   |  |
| H50122               | Interisland water freight transport                                       | 153,522                                  | 116,124             | -                                | 14,241                                | -   | 123                                    |
| H52104               | Cold storage  | 90,937                                   | 3,958               | -                                | 8,999                                 | -   | -                                      |
| H52109               | Storage and warehousing, n.e.c.   |  |                     |                                  |                                       |   |  |
| H52220               | Service activities incidental to water transportation                     | 24,813                                   | 891                 | -                                | 13,984                                | -   | 1,154                                  |
| H52243               | Cargo handling, auxiliary activity to water transport                     | s  | s                   | s                                | s                                     | s   | s                                      |
| H52291               | Freight forwarding services   |  |                     |                                  |                                       |   |  |
| H52293               | Logistics services  | 15,972                                   | 804                 | -                                | 2,575                                 | -   | -                                      |

TABLE 5a Number of Establishments and Cost by Type for Transportation and Storage Establishments  
with Total Employment of 20 and Over by Region and Industry Sub-Class: Philippines, 2010 *(Continued)*

(Value in thousand pesos. Details may not add up to total due to rounding and/or statistical disclosure control)

| 2009<br>PSIC<br>Code | Region/<br>Industry Description  | Cost                                     |                     |                                  |                                       |   |  |
|----------------------|--|--|---------------------|----------------------------------|---------------------------------------|---|--|
|                      |  | Industrial<br>Services Done<br>by Others | Interest<br>Expense | Goods<br>Purchased<br>for Resale | Taxes<br>on product<br>and production | Research<br>and Experimental<br>Development | Environmental<br>Protection<br>Expense |
|                      |  | (7)                                      | (8)                 | (9)                              | (10)                                  | (11)  | (12)                                   |
|                      | IVB - MIMAROPA   | 19,093                                   | -                   | -                                | 4,574                                 | -   | -                                      |
| H49203               | Local bus line operation   | S  | S                   | S                                | S                                     | S   | S                                      |
| H50122               | Interisland water freight transport  | S  | S                   | S                                | S                                     | S   | S                                      |
| H52220               | Service activities incidental to water transportation                      | 828                                      | -                   | -                                | 3,738                                 | -   | -                                      |
| H52242               | Non- containerized cargo handling, auxiliary activity<br>to land transport | S  | S                   | S                                | S                                     | S   | S                                      |
|                      | V - Bicol Region   | 44,380                                   | 13,551              | 8,734                            | 7,691                                 | -   | 9                                      |
| H49201               | Inter-urban bus line operation   | }  |                     |                                  |                                       |   |  |
| H49203               | Local bus line operation   | }  | 3,680               | 2,524                            | -                                     | 1,667                                       | -                                      |
| H49332               | Freight truck operation  | S  | S                   | S                                | S                                     | S   | S                                      |
| H50112               | Interisland water passenger transport                                      | S  | S                   | S                                | S                                     | S   | S                                      |
| H50122               | Interisland water freight transport  | S  | S                   | S                                | S                                     | S   | S                                      |
| H50210               | Inland passenger water transport   | S  | S                   | S                                | S                                     | S   | S                                      |
| H52220               | Service activities incidental to water transportation                      | 14,396                                   | -                   | -                                | 3,328                                 | -   | -                                      |
| H52291               | Freight forwarding services  | S  | S                   | S                                | S                                     | S   | S                                      |
|                      | VI - Western Visayas   | 81,371                                   | 8,463               | 3,702                            | 34,179                                | -   | -                                      |
| H49201               | Inter-urban bus line operation   | }  |                     |                                  |                                       |   |  |
| H49203               | Local bus line operation   | }  | 65,470              | 3,716                            | -                                     | 31,210                                      | -                                      |
| H49204               | Chartered buses operation (e.g. tourist buses)                             | }  |                     |                                  |                                       |   |  |
| H49332               | Freight truck operation  | -  | 2,580               | -                                | 556                                   | -   | -                                      |
| H50112               | Interisland water passenger transport                                      | }  |                     |                                  |                                       |   |  |
| H50122               | Interisland water freight transport  | }  | 12,679              | 343                              | -                                     | 801   | -                                      |
| H50210               | Inland passenger water transport   | S  | S                   | S                                | S                                     | S   | S                                      |
| H52109               | Storage and warehousing, n.e.c.  | S  | S                   | S                                | S                                     | S   | S                                      |
| H52220               | Service activities incidental to water transportation                      | 665                                      | 850                 | -                                | 730                                   | -   | -                                      |
| H52291               | Freight forwarding services  | }  | 2,149               | 30                               | -                                     | 713   | -                                      |
| H52292               | Customs brokerage (ship and aircraft)                                      | }  |                     |                                  |                                       |   |  |
|                      | VII - Central Visayas  | 549,716                                  | 425,581             | 228,135                          | 205,939                               | -   | 5,734                                  |
| H49203               | Local bus line operation   | 1,667                                    | -                   | -                                | 877                                   | -   | -                                      |

TABLE 5a Number of Establishments and Cost by Type for Transportation and Storage Establishments  
with Total Employment of 20 and Over by Region and Industry Sub-Class: Philippines, 2010 *(Continued)*

(Value in thousand pesos. Details may not add up to total due to rounding and/or statistical disclosure control)

| 2009<br>PSIC<br>Code            | Region/<br>Industry Description                       | Cost                                     |                     |                                  |                                       |   |  |
|---------------------------------|---|--|---------------------|----------------------------------|---------------------------------------|---|--|
|                                 |   | Industrial<br>Services Done<br>by Others | Interest<br>Expense | Goods<br>Purchased<br>for Resale | Taxes<br>on product<br>and production | Research<br>and Experimental<br>Development | Environmental<br>Protection<br>Expense |
|                                 |   | (7)                                      | (8)                 | (9)                              | (10)                                  | (11)  | (12)                                   |
| H49323                          | Public utility cars and taxicabs operation            | -  | 2,282               | -                                | 3,168                                 | -   | -                                      |
| H49331                          | Truck-for-hire operation (with driver)                | S  | S                   | S                                | S                                     | S   | S                                      |
| H49332                          | Freight truck operation                               | 9,268                                    | 5,176               | 228,135                          | 12,146                                | -   | -                                      |
| H50112                          | Interisland water passenger transport                 | 414,241                                  | 277,314             | -                                | 24,825                                | -   | 60                                     |
| H50121                          | Ocean freight transport                               | }  |                     |                                  |                                       |   |  |
| H50122                          | Interisland water freight transport                   | }  | 75,852              | -                                | 17,032                                | -   | 5,674                                  |
| H50210                          | Inland passenger water transport                      | S  | S                   | S                                | S                                     | S   | S                                      |
| H50220                          | Inland freight water transport                        | S  | S                   | S                                | S                                     | S   | S                                      |
| H51103                          | Non-scheduled air passenger transport                 | S  | S                   | S                                | S                                     | S   | S                                      |
| H51203                          | Non-scheduled air freight transport                   | S  | S                   | S                                | S                                     | S   | S                                      |
| H52104                          | Cold storage  | S  | S                   | S                                | S                                     | S   | S                                      |
| H52211                          | Freight terminal facilities for trucking companies    | S  | S                   | S                                | S                                     | S   | S                                      |
| H52220                          | Service activities incidental to water transportation | 10,814                                   | 10,713              | -                                | 114,091                               | -   | -                                      |
| H52243                          | Cargo handling, auxiliary activity to water transport | S  | S                   | S                                | S                                     | S   | S                                      |
| H52291                          | Freight forwarding services                           | 11,112                                   | 17,483              | -                                | 8,750                                 | -   | -                                      |
| H52292                          | Customs brokerage (ship and aircraft)                 | }  |                     |                                  |                                       |   |  |
| H52293                          | Logistics services                                    | }  | 21,554              | 110,422                          | -                                     | 21,647                                      | -                                      |
| H53202                          | Messenger service                                     | S  | S                   | S                                | S                                     | S   | S                                      |
| <b>VIII - Eastern Visayas</b>   |   | <b>8,378</b>                             | <b>2,764</b>        | <b>-</b>                         | <b>9,659</b>                          | <b>-</b>                                    | <b>-</b>                               |
| H49201                          | Inter-urban bus line operation                        | }  |                     |                                  |                                       |   |  |
| H49203                          | Local bus line operation                              | }  | 589                 | 2,286                            | -                                     | 7,763                                       | -                                      |
| H49204                          | Chartered buses operation (e.g. tourist buses)        | }  |                     |                                  |                                       |   |  |
| H50112                          | Interisland water passenger transport                 | S  | S                   | S                                | S                                     | S   | S                                      |
| H50122                          | Interisland water freight transport                   | S  | S                   | S                                | S                                     | S   | S                                      |
| H52109                          | Storage and warehousing, n.e.c.                       | S  | S                   | S                                | S                                     | S   | S                                      |
| H52220                          | Service activities incidental to water transportation | }  | 1,354               | -                                | 625                                   | -   | -                                      |
| H52243                          | Cargo handling, auxiliary activity to water transport | }  |                     |                                  |                                       |   |  |
| <b>IX - Zamboanga Peninsula</b> |   | <b>1,885</b>                             | <b>2,176</b>        | <b>-</b>                         | <b>5,322</b>                          | <b>-</b>                                    | <b>-</b>                               |
| H50112                          | Interisland water passenger transport                 | 1,852                                    | 1,393               | -                                | 2,947                                 | -   | -                                      |
| H52220                          | Service activities incidental to water transportation | }  | 34                  | 783                              | -                                     | 2,375                                       | -                                      |
| H52243                          | Cargo handling, auxiliary activity to water transport | }  |                     |                                  |                                       |   |  |

TABLE 5a Number of Establishments and Cost by Type for Transportation and Storage Establishments  
with Total Employment of 20 and Over by Region and Industry Sub-Class: Philippines, 2010 *(Continued)*

(Value in thousand pesos. Details may not add up to total due to rounding and/or statistical disclosure control)

| 2009<br>PSIC<br>Code  | Region/<br>Industry Description                                 | Cost                                     |                     |                                  |                                       |   |  |
|-----------------------|---|--|---------------------|----------------------------------|---------------------------------------|---|--|
|                       |   | Industrial<br>Services Done<br>by Others | Interest<br>Expense | Goods<br>Purchased<br>for Resale | Taxes<br>on product<br>and production | Research<br>and Experimental<br>Development | Environmental<br>Protection<br>Expense |
|                       |   | (7)                                      | (8)                 | (9)                              | (10)                                  | (11)  | (12)                                   |
| X - Northern Mindanao |   | 135,185                                  | 6,436               | -                                | 37,299                                | -   | -                                      |
| H49201                | Inter-urban bus line operation                                  | 97,205                                   | 10                  | -                                | 26,446                                | -   | -                                      |
| H49204                | Chartered buses operation (e.g. tourist buses)                  | s  | s                   | s                                | s                                     | s   | s                                      |
| H49332                | Freight truck operation   | 10,511                                   | 1,332               | -                                | 2,992                                 | -   | -                                      |
| H50112                | Interisland water passenger transport                           | s  | s                   | s                                | s                                     | s   | s                                      |
| H52220                | Service activities incidental to water transportation           | 2,990                                    | 1                   | -                                | 1,092                                 | -   | -                                      |
| H52243                | Cargo handling, auxiliary activity to water transport           | 22,662                                   | 4,619               | -                                | 5,434                                 | -   | -                                      |
| H52291                | Freight forwarding services                                     | s  | s                   | s                                | s                                     | s   | s                                      |
| H52292                | Customs brokerage (ship and aircraft)                           | s  | s                   | s                                | s                                     | s   | s                                      |
| XI - Davao Region     |   | 443,060                                  | 82,865              | -                                | 76,092                                | -   | -                                      |
| H49202                | Urban and suburban bus line operation                           | 161,139                                  | 111                 | -                                | 33,375                                | -   | -                                      |
| H49203                | Local bus line operation  |  |                     |                                  |                                       |   |  |
| H49323                | Public utility cars and taxicabs operation                      | s  | s                   | s                                | s                                     | s   | s                                      |
| H49332                | Freight truck operation   | 19,962                                   | 36,977              | -                                | 10,928                                | -   | -                                      |
| H50123                | Towing and pushing services on coastal and trans-oceanic waters | s  | s                   | s                                | s                                     | s   | s                                      |
| H52103                | Customs bonded warehouses                                       | s  | s                   | s                                | s                                     | s   | s                                      |
| H52220                | Service activities incidental to water transportation           | 261,295                                  | 40,180              | -                                | 22,921                                | -   | -                                      |
| H52291                | Freight forwarding services                                     | -  | 1,518               | -                                | 5,404                                 | -   | -                                      |
| H52292                | Customs brokerage (ship and aircraft)                           |  |                     |                                  |                                       |   |  |
| XII - SOCCSKSARGEN    |   | a/ 99,587                                | a/ 8,854            | a/ 413                           | a/ 24,523                             | a/ -  | a/ -                                   |
| H49201                | Inter-urban bus line operation                                  | s  | s                   | s                                | s                                     | s   | s                                      |
| H49332                | Freight truck operation   | 5,600                                    | 1,080               | -                                | 1,641                                 | -   | -                                      |
| H50122                | Interisland water freight transport                             | s  | s                   | s                                | s                                     | s   | s                                      |
| H52104                | Cold storage  | s  | s                   | s                                | s                                     | s   | s                                      |
| H52220                | Service activities incidental to water transportation           | b/ -                                     | b/ -                | b/ -                             | b/ 2,810                              | b/ -  | b/ -                                   |
| H52243                | Cargo handling, auxiliary activity to water transport           | s  | s                   | s                                | s                                     | s   | s                                      |
| H52291                | Freight forwarding services                                     | s  | s                   | s                                | s                                     | s   | s                                      |

TABLE 5a Number of Establishments and Cost by Type for Transportation and Storage Establishments  
with Total Employment of 20 and Over by Region and Industry Sub-Class: Philippines, 2010 *(Continued)*

(Value in thousand pesos. Details may not add up to total due to rounding and/or statistical disclosure control)

| 2009<br>PSIC<br>Code | Region/<br>Industry Description                       | Cost                                     |                     |                                  |                                       |   |  |
|----------------------|---|--|---------------------|----------------------------------|---------------------------------------|---|--|
|                      |   | Industrial<br>Services Done<br>by Others | Interest<br>Expense | Goods<br>Purchased<br>for Resale | Taxes<br>on product<br>and production | Research<br>and Experimental<br>Development | Environmental<br>Protection<br>Expense |
|                      |   | (7)                                      | (8)                 | (9)                              | (10)                                  | (11)  | (12)                                   |
|                      | <b>XIII - Caraga</b>                                  | <b>453</b>                               | <b>832</b>          | <b>-</b>                         | <b>863</b>                            | <b>-</b>                                    | <b>-</b>                               |
| H49331               | Truck-for-hire operation (with driver)                | s  | s                   | s                                | s                                     | s   | s                                      |
| H49332               | Freight truck operation                               | s  | s                   | s                                | s                                     | s   | s                                      |
| H52220               | Service activities incidental to water transportation | s  | s                   | s                                | s                                     | s   | s                                      |
|                      | <b>Autonomous Region in Muslim Mindanao</b>           | <b>c/</b>                                | <b>c/</b>           | <b>c/</b>                        | <b>c/</b>                             | <b>c/</b>                                   | <b>c/</b>                              |
| H52220               | Service activities incidental to water transportation | d/                                       | d/                  | d/                               | d/                                    | d/  | d/                                     |

TABLE 5a Number of Establishments and Cost by Type for Transportation and Storage Establishments  
with Total Employment of 20 and Over by Region and Industry Sub-Class: Philippines, 2010 *(Continued)*

(Value in thousand pesos. Details may not add up to total due to rounding and/or statistical disclosure control)

| 2009<br>PSIC<br>Code | Region/<br>Industry Description   | Cost           |               |                              |                                    |                               |                  |
|----------------------|---|----------------|---------------|------------------------------|------------------------------------|-------------------------------|------------------|
|                      |   | Royalty Fee    | Franchise Fee | Bad<br>and Doubtful<br>Debts | Depreciation<br>of Fixed<br>Assets | Foreign<br>Exchange<br>Losses | Other Cost       |
|                      |   | (13)           | (14)          | (15)                         | (16)                               | (17)                          | (18)             |
|                      | <b>Philippines</b>  | <b>134,359</b> | <b>10,795</b> | <b>603,157</b>               | <b>18,333,810</b>                  | <b>2,597,657</b>              | <b>3,435,851</b> |
| H49111               | Inter-urban passenger railway transport }                                 |                |               |                              |                                    |                               | 14,085           |
| H49112               | Urban and suburban railway transport }                                    | -              | -             | 4,882                        | 1,975,884                          | 2,406,081                     | 14,085           |
| H49201               | Inter-urban bus line operation  | -              | 3,371         | -                            | 552,901                            | -                             | 29,083           |
| H49202               | Urban and suburban bus line operation                                     | -              | 193           | 54                           | 58,179                             | -                             | 8,360            |
| H49203               | Local bus line operation  | -              | 759           | -                            | 132,577                            | -                             | 389              |
| H49204               | Chartered buses operation (e.g. tourist buses)                            | 20,056         | 145           | 3,847                        | 342,009                            | -                             | 16,259           |
| H49205               | Operation of school buses/shuttle   | -              | -             | -                            | 25,290                             | -                             | -                |
| H49310               | Urban or suburban passenger land transport,<br>except by railways and bus | s              | s             | s                            | s                                  | s                             | s                |
| H49323               | Public utility cars and taxicabs operation }                              | 128            | 2,715         | 1,474                        | 130,922                            | -                             | 1,691            |
| H49324               | Chartered cars operation (rent-a-car) }                                   |                |               |                              |                                    |                               |                  |
| H49331               | Truck-for-hire operation (with driver)                                    | -              | -             | -                            | 6,335                              | -                             | -                |
| H49332               | Freight truck operation   | -              | 140           | 5,673                        | 345,982                            | 453                           | 9,980            |
| H49339               | Freight transport operation, by road, n.e.c.                              | s              | s             | s                            | s                                  | s                             | s                |
| H49400               | Transport via pipeline  | s              | s             | s                            | s                                  | s                             | s                |
| H50111               | Ocean passenger transport   | s              | s             | s                            | s                                  | s                             | s                |
| H50112               | Interisland water passenger transport                                     | -              | -             | 129                          | 1,862,979                          | 10,334                        | 370,606          |
| H50113               | Renting of ship with operator   | s              | s             | s                            | s                                  | s                             | s                |
| H50121               | Ocean freight transport   | -              | -             | 3,803                        | 249,711                            | 7,653                         | 217,234          |
| H50122               | Interisland water freight transport                                       | -              | -             | 51,268                       | 1,230,563                          | 4,152                         | 7,334            |
| H50123               | Towing and pushing services on coastal and trans-<br>oceanic waters       | s              | s             | s                            | s                                  | s                             | s                |
| H50210               | Inland passenger water transport }  | -              | 12            | 380                          | 7,668                              | 368                           | 514              |
| H50220               | Inland freight water transport }  |                |               |                              |                                    |                               | -                |
| H51101               | Domestic air passenger transport }  | -              | -             | 340,949                      | 7,626,584                          | 28                            | 1,908,481        |
| H51102               | International air passenger transport }                                   |                |               |                              |                                    |                               |                  |
| H51103               | Non-scheduled air passenger transport                                     | 28,698         | -             | 266                          | 64,735                             | 8,093                         | 648              |
| H51203               | Non-scheduled air freight transport                                       | s              | s             | s                            | s                                  | s                             | s                |
| H52101               | General bonded warehouses except grain warehouse }                        |                |               |                              |                                    |                               |                  |
| H52103               | Customs bonded warehouses }   | -              | -             | -                            | 50,179                             | 519                           | 11,815           |
| H52104               | Cold storage  | 42,852         | -             | 8,732                        | 204,283                            | 2,967                         | 31,045           |
| H52109               | Storage and warehousing, n.e.c.   | -              | -             | 1,225                        | 97,503                             | 3,284                         | 4,666            |
| H52211               | Freight terminal facilities for trucking companies                        | s              | s             | s                            | s                                  | s                             | s                |
| H52212               | Operation of parking lots   | -              | -             | -                            | 12,668                             | -                             | -                |
| H52213               | Operation of toll roads and bridges                                       | -              | -             | 5,827                        | 115,476                            | 535                           | 4,314            |
| H52219               | Other supporting land transport activities, n.e.c.                        | s              | s             | s                            | s                                  | s                             | s                |
| H52220               | Service activities incidental to water transportation                     | 39,791         | 2,906         | 42,898                       | 1,021,857                          | 19,892                        | 80,263           |
| H52230               | Service activities incidental to air transportation                       | -              | -             | -                            | 45,668                             | 2,540                         | 375              |

TABLE 5a Number of Establishments and Cost by Type for Transportation and Storage Establishments  
with Total Employment of 20 and Over by Region and Industry Sub-Class: Philippines, 2010 *(Continued)*

(Value in thousand pesos. Details may not add up to total due to rounding and/or statistical disclosure control)

| 2009<br>PSIC<br>Code           | Region/<br>Industry Description   | Cost          |               |                              |                                    |                               |                  |
|--------------------------------|---|---------------|---------------|------------------------------|------------------------------------|-------------------------------|------------------|
|                                |   | Royalty Fee   | Franchise Fee | Bad<br>and Doubtful<br>Debts | Depreciation<br>of Fixed<br>Assets | Foreign<br>Exchange<br>Losses | Other Cost       |
|                                |   | (13)          | (14)          | (15)                         | (16)                               | (17)                          | (18)             |
| H52241                         | Containerized cargo handling, auxiliary activity to land transport      | -             | -             | 11,018                       | 837,726                            | -                             | 431,828          |
| H52242                         | Non- containerized cargo handling, auxiliary activity to land transport | S             | S             | S                            | S                                  | S                             | S                |
| H52243                         | Cargo handling, auxiliary activity to water transport                   | -             | -             | -                            | 185,726                            | 2,606                         | 152              |
| H52244                         | Cargo handling, auxiliary activity to air transport                     | -             | -             | -                            | -                                  | -                             | -                |
| H52291                         | Freight forwarding services   | 1,135         | 554           | 44,851                       | 225,011                            | 71,627                        | 81,407           |
| H52292                         | Customs brokerage (ship and aircraft)                                   | -             | -             | 8,911                        | 116,068                            | 1,727                         | 11,294           |
| H52293                         | Logistics services  | 1,698         | -             | 47,712                       | 232,277                            | 25,179                        | 42,860           |
| H53202                         | Messenger service   | -             | -             | 19,167                       | 304,587                            | 29,622                        | 129,535          |
| <b>National Capital Region</b> |   | <b>94,567</b> | <b>928</b>    | <b>562,095</b>               | <b>16,004,782</b>                  | <b>2,577,000</b>              | <b>3,326,806</b> |
| H49111                         | Inter-urban passenger railway transport                                 | -             | -             | -                            | -                                  | -                             | -                |
| H49112                         | Urban and suburban railway transport                                    | -             | -             | 4,882                        | 1,975,884                          | 2,406,081                     | 14,085           |
| H49201                         | Inter-urban bus line operation  | -             | -             | -                            | 240,643                            | -                             | 8,467            |
| H49202                         | Urban and suburban bus line operation                                   | -             | 193           | 54                           | 39,864                             | -                             | 2,317            |
| H49203                         | Local bus line operation  | -             | -             | -                            | 18,013                             | -                             | 18               |
| H49204                         | Chartered buses operation (e.g. tourist buses)                          | 20,056        | -             | 3,520                        | 327,879                            | -                             | 16,259           |
| H49205                         | Operation of school buses/shuttle                                       | -             | -             | -                            | 2,739                              | -                             | -                |
| H49323                         | Public utility cars and taxicabs operation                              | 128           | 70            | 1,474                        | 88,792                             | -                             | 1,691            |
| H49324                         | Chartered cars operation (rent-a-car)                                   | -             | -             | -                            | -                                  | -                             | -                |
| H49331                         | Truck-for-hire operation (with driver)                                  | S             | S             | S                            | S                                  | S                             | S                |
| H49332                         | Freight truck operation   | -             | 110           | 4,725                        | 194,915                            | -                             | 3,534            |
| H49339                         | Freight transport operation, by road, n.e.c.                            | S             | S             | S                            | S                                  | S                             | S                |
| H49400                         | Transport via pipeline  | S             | S             | S                            | S                                  | S                             | S                |
| H50111                         | Ocean passenger transport   | -             | -             | -                            | -                                  | -                             | -                |
| H50112                         | Interisland water passenger transport                                   | -             | -             | 21                           | 1,423,590                          | 10,334                        | 365,255          |
| H50113                         | Renting of ship with operator   | S             | S             | S                            | S                                  | S                             | S                |
| H50121                         | Ocean freight transport   | -             | -             | 3,803                        | 200,353                            | 7,653                         | 217,234          |
| H50122                         | Interisland water freight transport                                     | -             | -             | 45,283                       | 1,074,482                          | 3,996                         | 3,489            |
| H50123                         | Towing and pushing services on coastal and trans-oceanic waters         | S             | S             | S                            | S                                  | S                             | S                |
| H50210                         | Inland passenger water transport  | S             | S             | S                            | S                                  | S                             | S                |
| H51101                         | Domestic air passenger transport  | -             | -             | 340,949                      | 7,614,497                          | -                             | 1,908,481        |
| H51102                         | International air passenger transport                                   | -             | -             | -                            | -                                  | -                             | -                |
| H51103                         | Non-scheduled air passenger transport                                   | 28,698        | -             | 266                          | 58,754                             | 8,093                         | -                |
| H52103                         | Customs bonded warehouses   | -             | -             | -                            | 12,771                             | 519                           | 9,477            |
| H52104                         | Cold storage  | 42,852        | -             | 8,688                        | 137,944                            | 247                           | 30,627           |

TABLE 5a Number of Establishments and Cost by Type for Transportation and Storage Establishments  
with Total Employment of 20 and Over by Region and Industry Sub-Class: Philippines, 2010 *(Continued)*

(Value in thousand pesos. Details may not add up to total due to rounding and/or statistical disclosure control)

| 2009<br>PSIC<br>Code                    | Region/<br>Industry Description                                       | Cost        |               |                              |                                    |                               |               |
|---|---|-------------|---------------|------------------------------|------------------------------------|-------------------------------|---------------|
|   |   | Royalty Fee | Franchise Fee | Bad<br>and Doubtful<br>Debts | Depreciation<br>of Fixed<br>Assets | Foreign<br>Exchange<br>Losses | Other Cost    |
|   |   | (13)        | (14)          | (15)                         | (16)                               | (17)                          | (18)          |
| H52109                                  | Storage and warehousing, n.e.c.                                       | -           | -             | 20                           | 80,046                             | -                             | 4,666         |
| H52211                                  | Freight terminal facilities for trucking companies                    | S           | S             | S                            | S                                  | S                             | S             |
| H52212                                  | Operation of parking lots   | -           | -             | -                            | 12,668                             | -                             | -             |
| H52213                                  | Operation of toll roads and bridges                                   | -           | -             | 5,827                        | 115,476                            | 535                           | 4,314         |
| H52219                                  | Other supporting land transport activities, n.e.c.                    | S           | S             | S                            | S                                  | S                             | S             |
| H52220                                  | Service activities incidental to water transportation                 | -           | -             | 40,510                       | 721,664                            | 19,504                        | 58,954        |
| H52230                                  | Service activities incidental to air transportation                   | S           | S             | S                            | S                                  | S                             | S             |
| H52241                                  | Containerized cargo handling, auxiliary activity to<br>land transport | }           | -             | 2,720                        | 852,207                            | -                             | 422,859       |
| H52244                                  | Cargo handling, auxiliary activity to air transport                   |             |               |                              |                                    |                               |               |
| H52291                                  | Freight forwarding services   | 1,135       | 554           | 24,044                       | 194,097                            | 63,512                        | 50,103        |
| H52292                                  | Customs brokerage (ship and aircraft)                                 | -           | -             | 8,911                        | 98,740                             | 1,727                         | 11,217        |
| H52293                                  | Logistics services  | 1,698       | -             | 47,231                       | 119,111                            | 25,179                        | 42,411        |
| H53202                                  | Messenger service   | -           | -             | 19,167                       | 303,173                            | 29,622                        | 129,535       |
| <b>Cordillera Administrative Region</b> |   | -           | -             | -                            | <b>1,182</b>                       | -                             | <b>93</b>     |
| H49201                                  | Inter-urban bus line operation  | }           | -             | -                            | 1,182                              | -                             | 93            |
| H49203                                  | Local bus line operation  |             |               |                              |                                    |                               |               |
| <b>Ilocos Region</b>                    |   | -           | -             | -                            | <b>14,054</b>                      | -                             | -             |
| H49201                                  | Inter-urban bus line operation  | S           | S             | S                            | S                                  | S                             | S             |
| H49204                                  | Chartered buses operation (e.g. tourist buses)                        | S           | S             | S                            | S                                  | S                             | S             |
| H49332                                  | Freight truck operation   | S           | S             | S                            | S                                  | S                             | S             |
| H52104                                  | Cold storage  | S           | S             | S                            | S                                  | S                             | S             |
| <b>II - Cagayan Valley</b>              |   | -           | <b>84</b>     | -                            | <b>6,812</b>                       | -                             | <b>1,094</b>  |
| H49201                                  | Inter-urban bus line operation  | S           | S             | S                            | S                                  | S                             | S             |
| H50122                                  | Interisland water freight transport                                   | S           | S             | S                            | S                                  | S                             | S             |
| <b>III - Central Luzon</b>              |   | -           | <b>3,155</b>  | <b>8,632</b>                 | <b>371,351</b>                     | <b>7,501</b>                  | <b>13,700</b> |
| H49201                                  | Inter-urban bus line operation  | -           | 3,112         | -                            | 76,997                             | -                             | 243           |

TABLE 5a Number of Establishments and Cost by Type for Transportation and Storage Establishments  
with Total Employment of 20 and Over by Region and Industry Sub-Class: Philippines, 2010 *(Continued)*

(Value in thousand pesos. Details may not add up to total due to rounding and/or statistical disclosure control)

| 2009<br>PSIC<br>Code    | Region/<br>Industry Description   | Cost          |               |                              |                                    |                               |              |
|-------------------------|---|---------------|---------------|------------------------------|------------------------------------|-------------------------------|--------------|
|                         |   | Royalty Fee   | Franchise Fee | Bad<br>and Doubtful<br>Debts | Depreciation<br>of Fixed<br>Assets | Foreign<br>Exchange<br>Losses | Other Cost   |
|                         |   | (13)          | (14)          | (15)                         | (16)                               | (17)                          | (18)         |
| H49203                  | Local bus line operation }  | -             | 43            | 327                          | 7,254                              | -                             | -            |
| H49204                  | Chartered buses operation (e.g. tourist buses) }                          |               |               |                              |                                    |                               |              |
| H49332                  | Freight truck operation   | -             | -             | 7                            | 23,910                             | -                             | 2,755        |
| H51101                  | Domestic air passenger transport  | S             | S             | S                            | S                                  | S                             | S            |
| H52101                  | General bonded warehouses except grain warehouse                          | S             | S             | S                            | S                                  | S                             | S            |
| H52109                  | Storage and warehousing, n.e.c.   | S             | S             | S                            | S                                  | S                             | S            |
| H52230                  | Service activities incidental to air transportation }                     |               |               |                              |                                    |                               |              |
| H52241                  | Containerized cargo handling, auxiliary activity<br>to land transport }   | -             | -             | 8,297                        | 173,322                            | 5,146                         | 9,162        |
| H52244                  | Cargo handling, auxiliary activity to air transport }                     |               |               |                              |                                    |                               |              |
| H52291                  | Freight forwarding services }   |               |               |                              |                                    |                               |              |
| H52292                  | Customs brokerage (ship and aircraft) }                                   | -             | -             | -                            | 34,318                             | -                             | 77           |
| H52293                  | Logistics services }  |               |               |                              |                                    |                               |              |
| <b>IVA - CALABARZON</b> |   | <b>39,791</b> | <b>175</b>    | <b>1,749</b>                 | <b>333,098</b>                     | <b>3,307</b>                  | <b>4,820</b> |
| H49201                  | Inter-urban bus line operation  | -             | 175           | -                            | 40,860                             | -                             | -            |
| H49202                  | Urban and suburban bus line operation                                     | -             | -             | -                            | 10,008                             | -                             | 176          |
| H49203                  | Local bus line operation  | -             | -             | -                            | 1,726                              | -                             | 151          |
| H49204                  | Chartered buses operation (e.g. tourist buses) }                          |               |               |                              |                                    |                               |              |
| H49205                  | Operation of school buses/shuttle }                                       | -             | -             | -                            | 24,683                             | -                             | -            |
| H49310                  | Urban or suburban passenger land transport, except<br>by railways and bus | S             | S             | S                            | S                                  | S                             | S            |
| H49332                  | Freight truck operation   | -             | -             | -                            | 25,329                             | -                             | 2,713        |
| H50112                  | Interisland water passenger transport }                                   |               |               |                              |                                    |                               |              |
| H50122                  | Interisland water freight transport }                                     | -             | -             | -                            | 133,646                            | -                             | -            |
| H52104                  | Cold storage }  | -             | -             | 1,249                        | 57,236                             | 3,307                         | 417          |
| H52109                  | Storage and warehousing, n.e.c. }   |               |               |                              |                                    |                               |              |
| H52220                  | Service activities incidental to water transportation                     | 39,791        | -             | 258                          | 21,674                             | -                             | 822          |
| H52243                  | Cargo handling, auxiliary activity to water transport                     | S             | S             | S                            | S                                  | S                             | S            |
| H52291                  | Freight forwarding services }   |               |               |                              |                                    |                               |              |
| H52293                  | Logistics services }  | -             | -             | 151                          | 14,118                             | -                             | 449          |
| <b>IVB - MIMAROPA</b>   |   | <b>-</b>      | <b>-</b>      | <b>-</b>                     | <b>3,701</b>                       | <b>-</b>                      | <b>1,378</b> |
| H49203                  | Local bus line operation  | S             | S             | S                            | S                                  | S                             | S            |
| H50122                  | Interisland water freight transport                                       | S             | S             | S                            | S                                  | S                             | S            |
| H52220                  | Service activities incidental to water transportation                     | -             | -             | -                            | 2,007                              | -                             | 1,378        |

TABLE 5a Number of Establishments and Cost by Type for Transportation and Storage Establishments  
with Total Employment of 20 and Over by Region and Industry Sub-Class: Philippines, 2010 *(Continued)*

(Value in thousand pesos. Details may not add up to total due to rounding and/or statistical disclosure control)

| 2009<br>PSIC<br>Code | Region/<br>Industry Description  | Cost        |               |                              |                                    |                               |               |
|----------------------|--|-------------|---------------|------------------------------|------------------------------------|-------------------------------|---------------|
|                      |  | Royalty Fee | Franchise Fee | Bad<br>and Doubtful<br>Debts | Depreciation<br>of Fixed<br>Assets | Foreign<br>Exchange<br>Losses | Other Cost    |
|                      |  | (13)        | (14)          | (15)                         | (16)                               | (17)                          | (18)          |
| H52242               | Non- containerized cargo handling, auxiliary activity<br>to land transport | S           | S             | S                            | S                                  | S                             | S             |
|                      | <b>V - Bicol Region</b>  | -           | <b>590</b>    | <b>916</b>                   | <b>51,362</b>                      | -                             | <b>4,376</b>  |
| H49201               | Inter-urban bus line operation }   |             |               |                              |                                    |                               |               |
| H49203               | Local bus line operation }   | -           | 590           | -                            | 11,824                             | -                             | 1,981         |
| H49332               | Freight truck operation  | S           | S             | S                            | S                                  | S                             | S             |
| H50112               | Interisland water passenger transport                                      | S           | S             | S                            | S                                  | S                             | S             |
| H50122               | Interisland water freight transport  | S           | S             | S                            | S                                  | S                             | S             |
| H50210               | Inland passenger water transport   | S           | S             | S                            | S                                  | S                             | S             |
| H52220               | Service activities incidental to water transportation                      | -           | -             | -                            | 17,190                             | -                             | 2,318         |
| H52291               | Freight forwarding services  | S           | S             | S                            | S                                  | S                             | S             |
|                      | <b>VI - Western Visayas</b>  | -           | <b>86</b>     | <b>517</b>                   | <b>58,096</b>                      | -                             | <b>1,701</b>  |
| H49201               | Inter-urban bus line operation }   |             |               |                              |                                    |                               |               |
| H49203               | Local bus line operation }   | -           | 86            | -                            | 40,101                             | -                             | 131           |
| H49204               | Chartered buses operation (e.g. tourist buses) }                           |             |               |                              |                                    |                               |               |
| H49332               | Freight truck operation  | -           | -             | -                            | 1,092                              | -                             | -             |
| H50112               | Interisland water passenger transport }                                    |             |               |                              |                                    |                               |               |
| H50122               | Interisland water freight transport }                                      | -           | -             | -                            | 11,226                             | -                             | 1,056         |
| H50210               | Inland passenger water transport   | S           | S             | S                            | S                                  | S                             | S             |
| H52109               | Storage and warehousing, n.e.c.  | S           | S             | S                            | S                                  | S                             | S             |
| H52220               | Service activities incidental to water transportation                      | -           | -             | -                            | 3,355                              | -                             | -             |
| H52291               | Freight forwarding services }  | -           | -             | 207                          | 1,708                              | -                             | -             |
| H52292               | Customs brokerage (ship and aircraft) }                                    |             |               |                              |                                    |                               |               |
|                      | <b>VII - Central Visayas</b>   | -           | <b>2,696</b>  | <b>26,998</b>                | <b>858,063</b>                     | <b>7,453</b>                  | <b>10,598</b> |
| H49203               | Local bus line operation   | -           | 40            | -                            | 744                                | -                             | 2             |
| H49323               | Public utility cars and taxicabs operation                                 | -           | 2,644         | -                            | 34,213                             | -                             | -             |
| H49331               | Truck-for-hire operation (with driver)                                     | S           | S             | S                            | S                                  | S                             | S             |
| H49332               | Freight truck operation  | -           | -             | -                            | 26,990                             | -                             | -             |
| H50112               | Interisland water passenger transport                                      | -           | -             | 82                           | 566,997                            | -                             | 4,205         |
| H50121               | Ocean freight transport }  |             |               |                              |                                    |                               |               |
| H50122               | Interisland water freight transport }                                      | -           | -             | 5,986                        | 73,420                             | 156                           | -             |

TABLE 5a Number of Establishments and Cost by Type for Transportation and Storage Establishments  
with Total Employment of 20 and Over by Region and Industry Sub-Class: Philippines, 2010 *(Continued)*

(Value in thousand pesos. Details may not add up to total due to rounding and/or statistical disclosure control)

| 2009<br>PSIC<br>Code            | Region/<br>Industry Description                       | Cost        |               |                              |                                    |                               |            |
|---------------------------------|---|-------------|---------------|------------------------------|------------------------------------|-------------------------------|------------|
|                                 |   | Royalty Fee | Franchise Fee | Bad<br>and Doubtful<br>Debts | Depreciation<br>of Fixed<br>Assets | Foreign<br>Exchange<br>Losses | Other Cost |
|                                 |   | (13)        | (14)          | (15)                         | (16)                               | (17)                          | (18)       |
| H50210                          | Inland passenger water transport                      | S           | S             | S                            | S                                  | S                             | S          |
| H50220                          | Inland freight water transport                        | S           | S             | S                            | S                                  | S                             | S          |
| H51103                          | Non-scheduled air passenger transport                 | S           | S             | S                            | S                                  | S                             | S          |
| H51203                          | Non-scheduled air freight transport                   | S           | S             | S                            | S                                  | S                             | S          |
| H52104                          | Cold storage  | S           | S             | S                            | S                                  | S                             | S          |
| H52211                          | Freight terminal facilities for trucking companies    | S           | S             | S                            | S                                  | S                             | S          |
| H52220                          | Service activities incidental to water transportation | -           | -             | -                            | 33,953                             | -                             | 5,511      |
| H52243                          | Cargo handling, auxiliary activity to water transport | S           | S             | S                            | S                                  | S                             | S          |
| H52291                          | Freight forwarding services                           | -           | -             | 20,600                       | 11,759                             | 6,929                         | 177        |
| H52292                          | Customs brokerage (ship and aircraft)                 | }           |               |                              |                                    |                               |            |
| H52293                          | Logistics services                                    | }           | -             | 330                          | 81,123                             | -                             | -          |
| H53202                          | Messenger service                                     | S           | S             | S                            | S                                  | S                             | S          |
| <b>VIII - Eastern Visayas</b>   |   | -           | -             | 25                           | 12,977                             | 370                           | 704        |
| H49201                          | Inter-urban bus line operation                        | }           |               |                              |                                    |                               |            |
| H49203                          | Local bus line operation                              | }           | -             | -                            | 5,880                              | -                             | -          |
| H49204                          | Chartered buses operation (e.g. tourist buses)        | }           |               |                              |                                    |                               |            |
| H50112                          | Interisland water passenger transport                 | S           | S             | S                            | S                                  | S                             | S          |
| H50122                          | Interisland water freight transport                   | S           | S             | S                            | S                                  | S                             | S          |
| H52109                          | Storage and warehousing, n.e.c.                       | S           | S             | S                            | S                                  | S                             | S          |
| H52220                          | Service activities incidental to water transportation | }           | -             | 25                           | 2,442                              | -                             | 50         |
| H52243                          | Cargo handling, auxiliary activity to water transport | }           |               |                              |                                    |                               |            |
| <b>IX - Zamboanga Peninsula</b> |   | -           | -             | 25                           | 15,451                             | -                             | 1,092      |
| H50112                          | Interisland water passenger transport                 | -           | -             | 25                           | 6,189                              | -                             | 1,092      |
| H52220                          | Service activities incidental to water transportation | }           | -             | -                            | 9,262                              | -                             | -          |
| H52243                          | Cargo handling, auxiliary activity to water transport | }           |               |                              |                                    |                               |            |
| <b>X - Northern Mindanao</b>    |   | -           | 175           | -                            | 116,319                            | -                             | 13,607     |
| H49201                          | Inter-urban bus line operation                        | -           | -             | -                            | 51,609                             | -                             | 13,429     |
| H49204                          | Chartered buses operation (e.g. tourist buses)        | S           | S             | S                            | S                                  | S                             | S          |
| H49332                          | Freight truck operation                               | -           | 30            | -                            | 17,606                             | -                             | -          |
| H50112                          | Interisland water passenger transport                 | S           | S             | S                            | S                                  | S                             | S          |
| H52220                          | Service activities incidental to water transportation | -           | -             | -                            | 2,925                              | -                             | 149        |

TABLE 5a Number of Establishments and Cost by Type for Transportation and Storage Establishments with Total Employment of 20 and Over by Region and Industry Sub-Class: Philippines, 2010 *(Concluded)*

(Value in thousand pesos. Details may not add up to total due to rounding and/or statistical disclosure control)

| 2009<br>PSIC<br>Code                        | Region/<br>Industry Description                                 | Cost        |               |                              |                                    |                               |            |
|---|---|-------------|---------------|------------------------------|------------------------------------|-------------------------------|------------|
|   |   | Royalty Fee | Franchise Fee | Bad<br>and Doubtful<br>Debts | Depreciation<br>of Fixed<br>Assets | Foreign<br>Exchange<br>Losses | Other Cost |
|   |   | (13)        | (14)          | (15)                         | (16)                               | (17)                          | (18)       |
| H52243                                      | Cargo handling, auxiliary activity to water transport           | -           | -             | -                            | 35,249                             | -                             | 6          |
| H52291                                      | Freight forwarding services                                     | S           | S             | S                            | S                                  | S                             | S          |
| H52292                                      | Customs brokerage (ship and aircraft)                           | S           | S             | S                            | S                                  | S                             | S          |
| <b>XI - Davao Region</b>                    |   | -           | -             | 1,825                        | 378,109                            | 2,027                         | 43,701     |
| H49202                                      | Urban and suburban bus line operation                           | }           | }             | -                            | 105,830                            | -                             | 5,985      |
| H49203                                      | Local bus line operation  |             |               |                              |                                    |                               |            |
| H49323                                      | Public utility cars and taxicabs operation                      | S           | S             | S                            | S                                  | S                             | S          |
| H49332                                      | Freight truck operation   | -           | -             | 95                           | 43,553                             | 453                           | 105        |
| H50123                                      | Towing and pushing services on coastal and trans-oceanic waters | S           | S             | S                            | S                                  | S                             | S          |
| H52103                                      | Customs bonded warehouses                                       | S           | S             | S                            | S                                  | S                             | S          |
| H52220                                      | Service activities incidental to water transportation           | -           | -             | 1,730                        | 203,936                            | 388                           | 5,608      |
| H52291                                      | Freight forwarding services                                     | }           | }             | -                            | 14,768                             | 1,186                         | 31,128     |
| H52292                                      | Customs brokerage (ship and aircraft)                           |             |               |                              |                                    |                               |            |
| <b>XII - SOCCSKSARGEN</b>                   |   | a/ -        | a/ 2,906      | a/ 375                       | a/ 105,714                         | a/ -                          | a/ 12,131  |
| H49201                                      | Inter-urban bus line operation                                  | S           | S             | S                            | S                                  | S                             | S          |
| H49332                                      | Freight truck operation   | -           | -             | -                            | 6,272                              | -                             | 858        |
| H50122                                      | Interisland water freight transport                             | S           | S             | S                            | S                                  | S                             | S          |
| H52104                                      | Cold storage  | S           | S             | S                            | S                                  | S                             | S          |
| H52220                                      | Service activities incidental to water transportation           | b/ -        | b/ 2,906      | b/ 375                       | b/ 2,366                           | b/ -                          | b/ 5,441   |
| H52243                                      | Cargo handling, auxiliary activity to water transport           | S           | S             | S                            | S                                  | S                             | S          |
| H52291                                      | Freight forwarding services                                     | S           | S             | S                            | S                                  | S                             | S          |
| <b>XIII - Caraga</b>                        |   | -           | -             | -                            | 2,741                              | -                             | 48         |
| H49331                                      | Truck-for-hire operation (with driver)                          | S           | S             | S                            | S                                  | S                             | S          |
| H49332                                      | Freight truck operation   | S           | S             | S                            | S                                  | S                             | S          |
| H52220                                      | Service activities incidental to water transportation           | S           | S             | S                            | S                                  | S                             | S          |
| <b>Autonomous Region in Muslim Mindanao</b> |   | c/          | c/            | c/                           | c/                                 | c/                            | c/         |
| H52220                                      | Service activities incidental to water transportation           | d/          | d/            | d/                           | d/                                 | d/                            | d/         |

a/ - Includes data of ARMM

b/ - Includes data H52220 of ARMM

c/ - Data combined with SOCCSKSARGEN

d/ - Data combined with H52220 of SOCCSKSARGEN

TABLE 5a.1 Number of Establishments and Cost of Industrial Services Done by Others by Type for Transportation and Storage Establishments with Total Employment of 20 and Over by Region and Industry Sub-Class: Philippines, 2010

(Value in thousand pesos. Details may not add up to total due to rounding and/or statistical disclosure control)

| 2009<br>PSIC<br>Code | Region/<br>Industry Description   | Number<br>of<br>Establishments | Industrial Services Done by Others |                                 |                              |           |
|----------------------|---|--------------------------------|------------------------------------|---------------------------------|------------------------------|-----------|
|                      |   |                                | Total                              | Contract<br>and Commission Work | Other Industrial<br>Services |           |
|                      |   | (1)                            | (2)                                | (3)                             | (4)                          |           |
| Philippines          |   | 796                            | 21,045,324                         | 10,059,776                      | 10,985,548                   |           |
| H49111               | Inter-urban passenger railway transport                                   | }                              |                                    |                                 |                              |           |
| H49112               | Urban and suburban railway transport                                      | }                              | 3                                  | 235,000                         | 170,000                      | 65,000    |
| H49201               | Inter-urban bus line operation  |                                | 49                                 | 361,246                         | 121,924                      | 239,322   |
| H49202               | Urban and suburban bus line operation                                     |                                | 20                                 | 69,621                          | 6,598                        | 63,022    |
| H49203               | Local bus line operation  |                                | 31                                 | 121,331                         | 87,228                       | 34,103    |
| H49204               | Chartered buses operation (e.g. tourist buses)                            |                                | 24                                 | 106,611                         | 26,123                       | 80,487    |
| H49205               | Operation of school buses/shuttle   |                                | 5                                  | 4,866                           | 4,866                        | -         |
| H49310               | Urban or suburban passenger land transport,<br>except by railways and bus |                                | s                                  | s                               | s                            | s         |
| H49323               | Public utility cars and taxicabs operation                                | }                              | 13                                 | 11,354                          | -                            | 11,354    |
| H49324               | Chartered cars operation (rent-a-car)                                     | }                              |                                    |                                 |                              |           |
| H49331               | Truck-for-hire operation (with driver)                                    |                                | 4                                  | 2,291                           | 896                          | 1,395     |
| H49332               | Freight truck operation   |                                | 130                                | 277,238                         | 118,005                      | 159,233   |
| H49339               | Freight transport operation, by road, n.e.c.                              |                                | s                                  | s                               | s                            | s         |
| H49400               | Transport via pipeline  |                                | s                                  | s                               | s                            | s         |
| H50111               | Ocean passenger transport   |                                | s                                  | s                               | s                            | s         |
| H50112               | Interisland water passenger transport                                     |                                | 41                                 | 1,107,829                       | 311,028                      | 796,802   |
| H50113               | Renting of ship with operator   |                                | s                                  | s                               | s                            | s         |
| H50121               | Ocean freight transport   |                                | 13                                 | 100,274                         | 36,589                       | 63,685    |
| H50122               | Interisland water freight transport                                       |                                | 41                                 | 3,226,729                       | 29,631                       | 3,197,098 |
| H50123               | Towing and pushing services on coastal and trans-<br>oceanic waters       |                                | s                                  | s                               | s                            | s         |
| H50210               | Inland passenger water transport  | }                              | 5                                  | 1,564                           | 210                          | 1,354     |
| H50220               | Inland freight water transport  | }                              |                                    |                                 |                              |           |
| H51101               | Domestic air passenger transport  | }                              | 4                                  | 10,052,922                      | 6,986,007                    | 3,066,916 |
| H51102               | International air passenger transport                                     | }                              |                                    |                                 |                              |           |
| H51103               | Non-scheduled air passenger transport                                     |                                | 6                                  | 217,989                         | 2,809                        | 215,180   |
| H51203               | Non-scheduled air freight transport                                       |                                | s                                  | s                               | s                            | s         |
| H52101               | General bonded warehouses except grain warehouse                          | }                              |                                    |                                 |                              |           |
| H52103               | Customs bonded warehouses   | }                              | 7                                  | 80,008                          | 78,911                       | 1,097     |
| H52104               | Cold storage  |                                | 20                                 | 207,759                         | 47,018                       | 160,741   |
| H52109               | Storage and warehousing, n.e.c.   |                                | 9                                  | 21,178                          | 7,668                        | 13,510    |
| H52211               | Freight terminal facilities for trucking companies                        |                                | s                                  | s                               | s                            | s         |
| H52212               | Operation of parking lots   |                                | 7                                  | 4,435                           | 1,307                        | 3,128     |
| H52213               | Operation of toll roads and bridges                                       |                                | 7                                  | 2,112,506                       | 160,335                      | 1,952,171 |
| H52219               | Other supporting land transport activities, n.e.c.                        |                                | s                                  | s                               | s                            | s         |
| H52220               | Service activities incidental to water transportation                     |                                | 78                                 | 488,567                         | 311,638                      | 176,929   |
| H52230               | Service activities incidental to air transportation                       |                                | 3                                  | 18,470                          | -                            | 18,470    |

TABLE 5a.1 Number of Establishments and Cost of Industrial Services Done by Others by Type for Transportation and Storage Establishments with Total Employment of 20 and Over by Region and Industry Sub-Class: Philippines, 2010 *(Continued)*

(Value in thousand pesos. Details may not add up to total due to rounding and/or statistical disclosure control)

| 2009<br>PSIC<br>Code    | Region/<br>Industry Description   | Number<br>of<br>Establishments | Industrial Services Done by Others |                                 |                              |
|-------------------------|---|--------------------------------|------------------------------------|---------------------------------|------------------------------|
|                         |   |                                | Total                              | Contract<br>and Commission Work | Other Industrial<br>Services |
|                         |   | (1)                            | (2)                                | (3)                             | (4)                          |
| H52241                  | Containerized cargo handling, auxiliary activity to land transport      | 4                              | 326,813                            | 325,564                         | 1,249                        |
| H52242                  | Non- containerized cargo handling, auxiliary activity to land transport | s                              | s                                  | s                               | s                            |
| H52243                  | Cargo handling, auxiliary activity to water transport                   | 11                             | 83,852                             | 55,515                          | 28,337                       |
| H52244                  | Cargo handling, auxiliary activity to air transport                     |                                |                                    |                                 |                              |
| H52291                  | Freight forwarding services   | 121                            | 674,785                            | 402,639                         | 272,146                      |
| H52292                  | Customs brokerage (ship and aircraft)                                   | 46                             | 45,928                             | 2,900                           | 43,028                       |
| H52293                  | Logistics services  | 36                             | 394,629                            | 319,244                         | 75,384                       |
| H53202                  | Messenger service   | 45                             | 133,010                            | 30,656                          | 102,354                      |
| National Capital Region |   | 466                            | 18,608,676                         | 8,944,421                       | 9,664,255                    |
| H49111                  | Inter-urban passenger railway transport                                 | 3                              | 235,000                            | 170,000                         | 65,000                       |
| H49112                  | Urban and suburban railway transport                                    |                                |                                    |                                 |                              |
| H49201                  | Inter-urban bus line operation  | 18                             | 64,712                             | 1,590                           | 63,122                       |
| H49202                  | Urban and suburban bus line operation                                   | 16                             | 7,502                              | 3,357                           | 4,145                        |
| H49203                  | Local bus line operation  | 4                              | 286                                | -                               | 286                          |
| H49204                  | Chartered buses operation (e.g. tourist buses)                          | 18                             | 103,892                            | 26,123                          | 77,769                       |
| H49205                  | Operation of school buses/shuttle                                       | 3                              | 261                                | 261                             | -                            |
| H49323                  | Public utility cars and taxicabs operation                              | 7                              | 11,354                             | -                               | 11,354                       |
| H49324                  | Chartered cars operation (rent-a-car)                                   |                                |                                    |                                 |                              |
| H49331                  | Truck-for-hire operation (with driver)                                  | s                              | s                                  | s                               | s                            |
| H49332                  | Freight truck operation   | 58                             | 109,692                            | 49                              | 109,643                      |
| H49339                  | Freight transport operation, by road, n.e.c.                            | s                              | s                                  | s                               | s                            |
| H49400                  | Transport via pipeline  | s                              | s                                  | s                               | s                            |
| H50111                  | Ocean passenger transport   | 9                              | 1,026,764                          | 365,719                         | 661,045                      |
| H50112                  | Interisland water passenger transport                                   |                                |                                    |                                 |                              |
| H50113                  | Renting of ship with operator   | s                              | s                                  | s                               | s                            |
| H50121                  | Ocean freight transport   | 11                             | 59,557                             | 32,682                          | 26,875                       |
| H50122                  | Interisland water freight transport                                     | 23                             | 3,102,541                          | 27,634                          | 3,074,906                    |
| H50123                  | Towing and pushing services on coastal and trans-oceanic waters         | s                              | s                                  | s                               | s                            |
| H50210                  | Inland passenger water transport  | s                              | s                                  | s                               | s                            |
| H51101                  | Domestic air passenger transport  | 3                              | 9,552,254                          | 6,841,397                       | 2,710,857                    |
| H51102                  | International air passenger transport                                   |                                |                                    |                                 |                              |
| H51103                  | Non-scheduled air passenger transport                                   | 5                              | 216,347                            | 2,809                           | 213,538                      |
| H52103                  | Customs bonded warehouses   | 5                              | 48,077                             | 47,112                          | 965                          |
| H52104                  | Cold storage  | 12                             | 117,965                            | 23,241                          | 94,724                       |
| H52109                  | Storage and warehousing, n.e.c.   | 4                              | 13,614                             | 3,971                           | 9,642                        |

TABLE 5a.1 Number of Establishments and Cost of Industrial Services Done by Others by Type for Transportation and Storage Establishments with Total Employment of 20 and Over by Region and Industry Sub-Class: Philippines, 2010 *(Continued)*

(Value in thousand pesos. Details may not add up to total due to rounding and/or statistical disclosure control)

| 2009<br>PSIC<br>Code             | Region/<br>Industry Description                                       | Number<br>of<br>Establishments | Industrial Services Done by Others |                                 |                              |        |
|----------------------------------|---|--------------------------------|------------------------------------|---------------------------------|------------------------------|--------|
|                                  |   |                                | Total                              | Contract<br>and Commission Work | Other Industrial<br>Services |        |
|                                  |   | (1)                            | (2)                                | (3)                             | (4)                          |        |
| H52211                           | Freight terminal facilities for trucking companies                    | s                              | s                                  | s                               | s                            |        |
| H52212                           | Operation of parking lots   | 7                              | 4,435                              | 1,307                           | 3,128                        |        |
| H52213                           | Operation of toll roads and bridges                                   | 7                              | 2,112,506                          | 160,335                         | 1,952,171                    |        |
| H52219                           | Other supporting land transport activities, n.e.c.                    | s                              | s                                  | s                               | s                            |        |
| H52220                           | Service activities incidental to water transportation                 | 17                             | 171,233                            | 102,700                         | 68,533                       |        |
| H52230                           | Service activities incidental to air transportation                   | s                              | s                                  | s                               | s                            |        |
| H52241                           | Containerized cargo handling, auxiliary activity to<br>land transport | }                              | 3                                  | 355,822                         | 343,731                      | 12,091 |
| H52244                           | Cargo handling, auxiliary activity to air transport                   |                                |                                    |                                 |                              |        |
| H52291                           | Freight forwarding services   | 108                            | 653,499                            | 398,362                         | 255,136                      |        |
| H52292                           | Customs brokerage (ship and aircraft)                                 | 41                             | 44,020                             | 2,601                           | 41,420                       |        |
| H52293                           | Logistics services  | 30                             | 355,730                            | 310,200                         | 45,530                       |        |
| H53202                           | Messenger service   | 44                             | 130,844                            | 30,656                          | 100,188                      |        |
| Cordillera Administrative Region |   | 3                              | 2,097                              | -                               | 2,097                        |        |
| H49201                           | Inter-urban bus line operation  | }                              | 3                                  | 2,097                           | -                            | 2,097  |
| H49203                           | Local bus line operation  |                                |                                    |                                 |                              |        |
| I-Ilocos Region                  |   | 6                              | 2,871                              | -                               | 2,871                        |        |
| H49201                           | Inter-urban bus line operation  | s                              | s                                  | s                               | s                            |        |
| H49204                           | Chartered buses operation (e.g. tourist buses)                        | s                              | s                                  | s                               | s                            |        |
| H49332                           | Freight truck operation   | s                              | s                                  | s                               | s                            |        |
| H52104                           | Cold storage  | s                              | s                                  | s                               | s                            |        |
| II - Cagayan Valley              |   | 3                              | 1,062                              | 126                             | 935                          |        |
| H49201                           | Inter-urban bus line operation  | s                              | s                                  | s                               | s                            |        |
| H50122                           | Interisland water freight transport                                   | s                              | s                                  | s                               | s                            |        |
| III - Central Luzon              |   | 26                             | 673,412                            | 257,232                         | 416,181                      |        |
| H49201                           | Inter-urban bus line operation  | 5                              | 42,047                             | 18,774                          | 23,273                       |        |
| H49203                           | Local bus line operation  | }                              | 3                                  | 58                              | -                            | 58     |
| H49204                           | Chartered buses operation (e.g. tourist buses)                        |                                |                                    |                                 |                              |        |
| H49332                           | Freight truck operation   | 7                              | 64,866                             | 54,722                          | 10,144                       |        |

TABLE 5a.1 Number of Establishments and Cost of Industrial Services Done by Others by Type for Transportation and Storage Establishments with Total Employment of 20 and Over by Region and Industry Sub-Class: Philippines, 2010 *(Continued)*

(Value in thousand pesos. Details may not add up to total due to rounding and/or statistical disclosure control)

| 2009<br>PSIC<br>Code    | Region/<br>Industry Description  | Number<br>of<br>Establishments | Industrial Services Done by Others |                                 |                              |
|-------------------------|--|--------------------------------|------------------------------------|---------------------------------|------------------------------|
|                         |  |                                | Total                              | Contract<br>and Commission Work | Other Industrial<br>Services |
|                         |  |                                | (2)                                | (3)                             | (4)                          |
| H51101                  | Domestic air passenger transport   | s                              | s                                  | s                               | s                            |
| H52101                  | General bonded warehouses except grain warehouse                           | s                              | s                                  | s                               | s                            |
| H52109                  | Storage and warehousing, n.e.c.  | s                              | s                                  | s                               | s                            |
| H52230                  | Service activities incidental to air transportation                        | }                              |                                    |                                 |                              |
| H52241                  | Containerized cargo handling, auxiliary activity<br>to land transport      | }                              | 5                                  | 27,795                          | 7,328                        |
| H52244                  | Cargo handling, auxiliary activity to air transport                        | }                              |                                    |                                 | 20,467                       |
| H52291                  | Freight forwarding services  | }                              |                                    |                                 |                              |
| H52292                  | Customs brokerage (ship and aircraft)                                      | }                              | 3                                  | 6,047                           | -                            |
| H52293                  | Logistics services   | }                              |                                    |                                 | 6,047                        |
| <b>IVA - CALABARZON</b> |  | <b>60</b>                      | <b>374,099</b>                     | <b>117,505</b>                  | <b>256,593</b>               |
| H49201                  | Inter-urban bus line operation   | 10                             | 6,777                              | -                               | 6,777                        |
| H49202                  | Urban and suburban bus line operation                                      | 3                              | 3,002                              | 327                             | 2,676                        |
| H49203                  | Local bus line operation   | 4                              | 9,409                              | -                               | 9,409                        |
| H49204                  | Chartered buses operation (e.g. tourist buses)                             | }                              |                                    |                                 |                              |
| H49205                  | Operation of school buses/shuttle  | }                              | 3                                  | 6,280                           | 4,605                        |
| H49310                  | Urban or suburban passenger land transport, except<br>by railways and bus  | s                              | s                                  | s                               | s                            |
| H49332                  | Freight truck operation  | 21                             | 55,906                             | 45,986                          | 9,920                        |
| H50112                  | Interisland water passenger transport                                      | }                              |                                    |                                 |                              |
| H50122                  | Interisland water freight transport  | }                              | 3                                  | 153,522                         | 11,745                       |
| H52104                  | Cold storage   | }                              | 7                                  | 90,937                          | 22,582                       |
| H52109                  | Storage and warehousing, n.e.c.  | }                              |                                    |                                 | 68,357                       |
| H52220                  | Service activities incidental to water transportation                      | 3                              | 24,813                             | 15,859                          | 8,954                        |
| H52243                  | Cargo handling, auxiliary activity to water transport                      | s                              | s                                  | s                               | s                            |
| H52291                  | Freight forwarding services  | }                              |                                    |                                 |                              |
| H52293                  | Logistics services   | }                              | 4                                  | 15,972                          | 9,044                        |
| <b>IVB - MIMAROPA</b>   |  | <b>10</b>                      | <b>19,093</b>                      | <b>454</b>                      | <b>18,638</b>                |
| H49203                  | Local bus line operation   | s                              | s                                  | s                               | s                            |
| H50122                  | Interisland water freight transport  | s                              | s                                  | s                               | s                            |
| H52220                  | Service activities incidental to water transportation                      | 7                              | 828                                | -                               | 828                          |
| H52242                  | Non- containerized cargo handling, auxiliary activity<br>to land transport | s                              | s                                  | s                               | s                            |

TABLE 5a.1 Number of Establishments and Cost of Industrial Services Done by Others by Type for Transportation and Storage Establishments with Total Employment of 20 and Over by Region and Industry Sub-Class: Philippines, 2010 *(Continued)*

(Value in thousand pesos. Details may not add up to total due to rounding and/or statistical disclosure control)

| 2009<br>PSIC<br>Code         | Region/<br>Industry Description                       | Number<br>of<br>Establishments | Industrial Services Done by Others |                                 |                              |
|------------------------------|---|--------------------------------|------------------------------------|---------------------------------|------------------------------|
|                              |   |                                | Total                              | Contract<br>and Commission Work | Other Industrial<br>Services |
|                              |   | (1)                            | (2)                                | (3)                             | (4)                          |
| <b>V - Bicol Region</b>      |   |                                |                                    |                                 |                              |
|                              |   | <b>18</b>                      | <b>44,380</b>                      | <b>1,665</b>                    | <b>42,715</b>                |
| H49201                       | Inter-urban bus line operation }                      |                                |                                    |                                 |                              |
| H49203                       | Local bus line operation }                            | 5                              | 3,680                              | 221                             | 3,459                        |
| H49332                       | Freight truck operation                               | s                              | s                                  | s                               | s                            |
| H50112                       | Interisland water passenger transport                 | s                              | s                                  | s                               | s                            |
| H50122                       | Interisland water freight transport                   | s                              | s                                  | s                               | s                            |
| H50210                       | Inland passenger water transport                      | s                              | s                                  | s                               | s                            |
| H52220                       | Service activities incidental to water transportation | 8                              | 14,396                             | 341                             | 14,056                       |
| H52291                       | Freight forwarding services                           | s                              | s                                  | s                               | s                            |
| <b>VI - Western Visayas</b>  |   |                                |                                    |                                 |                              |
|                              |   | <b>28</b>                      | <b>81,371</b>                      | <b>5,399</b>                    | <b>75,972</b>                |
| H49201                       | Inter-urban bus line operation }                      |                                |                                    |                                 |                              |
| H49203                       | Local bus line operation }                            | 7                              | 65,470                             | 4,130                           | 61,340                       |
| H49204                       | Chartered buses operation (e.g. tourist buses) }      |                                |                                    |                                 |                              |
| H49332                       | Freight truck operation                               | 8                              | -                                  | -                               | -                            |
| H50112                       | Interisland water passenger transport }               |                                |                                    |                                 |                              |
| H50122                       | Interisland water freight transport }                 | 5                              | 12,679                             | 1,177                           | 11,502                       |
| H50210                       | Inland passenger water transport                      | s                              | s                                  | s                               | s                            |
| H52109                       | Storage and warehousing, n.e.c.                       | s                              | s                                  | s                               | s                            |
| H52220                       | Service activities incidental to water transportation | 3                              | 665                                | -                               | 665                          |
| H52291                       | Freight forwarding services }                         | 3                              | 2,149                              | 92                              | 2,057                        |
| H52292                       | Customs brokerage (ship and aircraft) }               |                                |                                    |                                 |                              |
| <b>VII - Central Visayas</b> |   |                                |                                    |                                 |                              |
|                              |   | <b>76</b>                      | <b>549,716</b>                     | <b>315,559</b>                  | <b>234,157</b>               |
| H49203                       | Local bus line operation                              | 3                              | 1,667                              | -                               | 1,667                        |
| H49323                       | Public utility cars and taxicabs operation            | 5                              | -                                  | -                               | -                            |
| H49331                       | Truck-for-hire operation (with driver)                | s                              | s                                  | s                               | s                            |
| H49332                       | Freight truck operation                               | 11                             | 9,268                              | 1,182                           | 8,085                        |
| H50112                       | Interisland water passenger transport                 | 22                             | 414,241                            | 297,448                         | 116,793                      |
| H50121                       | Ocean freight transport }                             |                                |                                    |                                 |                              |
| H50122                       | Interisland water freight transport }                 | 10                             | 75,852                             | 5,150                           | 70,702                       |
| H50210                       | Inland passenger water transport                      | s                              | s                                  | s                               | s                            |
| H50220                       | Inland freight water transport                        | s                              | s                                  | s                               | s                            |
| H51103                       | Non-scheduled air passenger transport                 | s                              | s                                  | s                               | s                            |
| H51203                       | Non-scheduled air freight transport                   | s                              | s                                  | s                               | s                            |
| H52104                       | Cold storage  | s                              | s                                  | s                               | s                            |

TABLE 5a.1 Number of Establishments and Cost of Industrial Services Done by Others by Type for Transportation and Storage Establishments with Total Employment of 20 and Over by Region and Industry Sub-Class: Philippines, 2010 *(Continued)*

(Value in thousand pesos. Details may not add up to total due to rounding and/or statistical disclosure control)

| 2009<br>PSIC<br>Code            | Region/<br>Industry Description                       | Number<br>of<br>Establishments | Industrial Services Done by Others |                                 |                              |
|---------------------------------|---|--------------------------------|------------------------------------|---------------------------------|------------------------------|
|                                 |   |                                | Total                              | Contract<br>and Commission Work | Other Industrial<br>Services |
|                                 |   |                                | (2)                                | (3)                             | (4)                          |
| H52211                          | Freight terminal facilities for trucking companies    | s                              | s                                  | s                               | s                            |
| H52220                          | Service activities incidental to water transportation | 8                              | 10,814                             | 6,252                           | 4,562                        |
| H52243                          | Cargo handling, auxiliary activity to water transport | s                              | s                                  | s                               | s                            |
| H52291                          | Freight forwarding services                           | 4                              | 11,112                             | 4,185                           | 6,927                        |
| H52292                          | Customs brokerage (ship and aircraft)                 | }                              |                                    |                                 |                              |
| H52293                          | Logistics services                                    | }                              | 3                                  | 21,554                          | -                            |
| H53202                          | Messenger service                                     | s                              | s                                  | s                               | s                            |
| <b>VIII - Eastern Visayas</b>   |   | <b>14</b>                      | <b>8,378</b>                       | <b>1,429</b>                    | <b>6,950</b>                 |
| H49201                          | Inter-urban bus line operation                        | }                              |                                    |                                 |                              |
| H49203                          | Local bus line operation                              | }                              | 4                                  | 589                             | -                            |
| H49204                          | Chartered buses operation (e.g. tourist buses)        | }                              |                                    |                                 | 589                          |
| H50112                          | Interisland water passenger transport                 | s                              | s                                  | s                               | s                            |
| H50122                          | Interisland water freight transport                   | s                              | s                                  | s                               | s                            |
| H52109                          | Storage and warehousing, n.e.c.                       | s                              | s                                  | s                               | s                            |
| H52220                          | Service activities incidental to water transportation | }                              | 7                                  | 1,354                           | -                            |
| H52243                          | Cargo handling, auxiliary activity to water transport | }                              |                                    |                                 | 1,354                        |
| <b>IX - Zamboanga Peninsula</b> |   | <b>9</b>                       | <b>1,885</b>                       | <b>-</b>                        | <b>1,885</b>                 |
| H50112                          | Interisland water passenger transport                 | 5                              | 1,852                              | -                               | 1,852                        |
| H52220                          | Service activities incidental to water transportation | }                              | 4                                  | 34                              | -                            |
| H52243                          | Cargo handling, auxiliary activity to water transport | }                              |                                    |                                 | 34                           |
| <b>X - Northern Mindanao</b>    |   | <b>27</b>                      | <b>135,185</b>                     | <b>120,420</b>                  | <b>14,765</b>                |
| H49201                          | Inter-urban bus line operation                        | 3                              | 97,205                             | 97,082                          | 122                          |
| H49204                          | Chartered buses operation (e.g. tourist buses)        | s                              | s                                  | s                               | s                            |
| H49332                          | Freight truck operation                               | 8                              | 10,511                             | -                               | 10,511                       |
| H50112                          | Interisland water passenger transport                 | s                              | s                                  | s                               | s                            |
| H52220                          | Service activities incidental to water transportation | 8                              | 2,990                              | -                               | 2,990                        |
| H52243                          | Cargo handling, auxiliary activity to water transport | 3                              | 22,662                             | 22,662                          | -                            |
| H52291                          | Freight forwarding services                           | s                              | s                                  | s                               | s                            |
| H52292                          | Customs brokerage (ship and aircraft)                 | s                              | s                                  | s                               | s                            |

TABLE 5a.1 Number of Establishments and Cost of Industrial Services Done by Others by Type for Transportation and Storage Establishments with Total Employment of 20 and Over by Region and Industry Sub-Class: Philippines, 2010 *(Concluded)*

(Value in thousand pesos. Details may not add up to total due to rounding and/or statistical disclosure control)

| 2009<br>PSIC<br>Code                 | Region/<br>Industry Description                                 | Number<br>of<br>Establishments | Industrial Services Done by Others |                                 |                              |        |
|--------------------------------------|---|--------------------------------|------------------------------------|---------------------------------|------------------------------|--------|
|                                      |   |                                | Total                              | Contract<br>and Commission Work | Other Industrial<br>Services |        |
|                                      |   | (1)                            | (2)                                | (3)                             | (4)                          |        |
| XI - Davao Region                    |   | 30                             | 443,060                            | 291,332                         | 151,728                      |        |
| H49202                               | Urban and suburban bus line operation                           | }                              |                                    |                                 |                              |        |
| H49203                               | Local bus line operation  | }                              | 7                                  | 161,139                         | 90,143                       | 70,997 |
| H49323                               | Public utility cars and taxicabs operation                      | s                              | s                                  | s                               | s                            |        |
| H49332                               | Freight truck operation   | 9                              | 19,962                             | 14,703                          | 5,258                        |        |
| H50123                               | Towing and pushing services on coastal and trans-oceanic waters | s                              | s                                  | s                               | s                            |        |
| H52103                               | Customs bonded warehouses                                       | s                              | s                                  | s                               | s                            |        |
| H52220                               | Service activities incidental to water transportation           | 8                              | 261,295                            | 186,486                         | 74,809                       |        |
| H52291                               | Freight forwarding services                                     | }                              | 3                                  | -                               | -                            | -      |
| H52292                               | Customs brokerage (ship and aircraft)                           | }                              |                                    |                                 |                              |        |
| XII - SOCCSKSARGEN                   |   | a/ 15                          | a/ 99,587                          | a/ 4,233                        | a/ 95,353                    |        |
| H49201                               | Inter-urban bus line operation                                  | s                              | s                                  | s                               | s                            |        |
| H49332                               | Freight truck operation   | 5                              | 5,600                              | 470                             | 5,131                        |        |
| H50122                               | Interisland water freight transport                             | s                              | s                                  | s                               | s                            |        |
| H52104                               | Cold storage  | s                              | s                                  | s                               | s                            |        |
| H52220                               | Service activities incidental to water transportation           | b/ 4                           | b/ -                               | b/ -                            | b/ -                         |        |
| H52243                               | Cargo handling, auxiliary activity to water transport           | s                              | s                                  | s                               | s                            |        |
| H52291                               | Freight forwarding services                                     | s                              | s                                  | s                               | s                            |        |
| XIII - Caraga                        |   | 5                              | 453                                | -                               | 453                          |        |
| H49331                               | Truck-for-hire operation (with driver)                          | s                              | s                                  | s                               | s                            |        |
| H49332                               | Freight truck operation   | s                              | s                                  | s                               | s                            |        |
| H52220                               | Service activities incidental to water transportation           | s                              | s                                  | s                               | s                            |        |
| Autonomous Region in Muslim Mindanao |   | c/                             | c/                                 | c/                              | c/                           |        |
| H52220                               | Service activities incidental to water transportation           | d/                             | d/                                 | d/                              | d/                           |        |

a/ - Includes data of ARMM

b/ - Includes data H52220 of ARMM

c/ - Data combined with SOCCKSARGEN

d/ - Data combined with H52220 of SOCCKSARGEN

TABLE 5a.2 Number of Establishments and Cost of Non-Industrial Services Done by Others by Type for Transportation and Storage Establishments with Total Employment of 20 and Over by Region and Industry Sub-Class: Philippines, 2010

(Value in thousand pesos. Details may not add up to total due to rounding and/or statistical disclosure control)

| 2009<br>PSIC<br>Code | Region/<br>Industry Description   | Number<br>of<br>Establishments | Non-Industrial Services Done by Others |                          |  |                          |                                      |            |
|----------------------|---|--------------------------------|--|--------------------------|--|--------------------------|--------------------------------------|------------|
|                      |   |                                | Total                                  | Rent Expense<br>for Land | Rental Expense<br>for Building<br>and Structures | Other Rental<br>Expenses | Other Non-<br>Industrial<br>Services |            |
|                      |   | (1)                            | (2)                                    | (3)                      | (4)  | (5)                      | (6)                                  |            |
|                      | Philippines   | 796                            | 50,044,105                             | 331,317                  | 3,572,979  | 3,440,593                | 42,699,216                           |            |
| H49111               | Inter-urban passenger railway transport                                   | }                              |  |                          |  |                          | 24,910                               |            |
| H49112               | Urban and suburban railway transport                                      | }                              | 3                                      | 808,885                  | -  | -                        | 808,885                              |            |
| H49201               | Inter-urban bus line operation  |                                | 49                                     | 653,023                  | 57,058   | 60,442                   | 4,148                                | 531,375    |
| H49202               | Urban and suburban bus line operation                                     |                                | 20                                     | 44,394                   | 3,781  | 7,725                    | -                                    | 32,888     |
| H49203               | Local bus line operation  |                                | 31                                     | 31,449                   | 623  | 14,008                   | 1,256                                | 15,563     |
| H49204               | Chartered buses operation (e.g. tourist buses)                            |                                | 24                                     | 191,918                  | 300  | 58,933                   | 7,184                                | 125,501    |
| H49205               | Operation of school buses/shuttle   |                                | 5                                      | 73,262                   | 1,488  | 1,100                    | -                                    | 70,674     |
| H49310               | Urban or suburban passenger land transport,<br>except by railways and bus |                                | s                                      | s                        | s  | s                        | s                                    | s          |
| H49323               | Public utility cars and taxicabs operation                                | }                              | 13                                     | 161,633                  | 420  | 4,849                    | -                                    | 156,364    |
| H49324               | Chartered cars operation (rent-a-car)                                     | }                              |  |                          |  |                          |                                      |            |
| H49331               | Truck-for-hire operation (with driver)                                    |                                | 4                                      | 10,772                   | 2,926  | 24                       | -                                    | 7,822      |
| H49332               | Freight truck operation   |                                | 130                                    | 514,859                  | 11,697   | 29,384                   | 23,235                               | 450,542    |
| H49339               | Freight transport operation, by road, n.e.c.                              |                                | s                                      | s                        | s  | s                        | s                                    | s          |
| H49400               | Transport via pipeline  |                                | s                                      | s                        | s  | s                        | s                                    | s          |
| H50111               | Ocean passenger transport   |                                | s                                      | s                        | s  | s                        | s                                    | s          |
| H50112               | Interisland water passenger transport                                     |                                | 41                                     | 2,254,249                | 382  | 79,818                   | 122,955                              | 2,051,094  |
| H50113               | Renting of ship with operator   |                                | s                                      | s                        | s  | s                        | s                                    | s          |
| H50121               | Ocean freight transport   |                                | 13                                     | 663,786                  | -  | 189,202                  | -                                    | 474,584    |
| H50122               | Interisland water freight transport                                       |                                | 41                                     | 3,850,348                | 38,478   | 72,006                   | 102,133                              | 3,637,731  |
| H50123               | Towing and pushing services on coastal and trans-<br>oceanic waters       |                                | s                                      | s                        | s  | s                        | s                                    | s          |
| H50210               | Inland passenger water transport  | }                              | 5                                      | 34,173                   | -  | 884                      | -                                    | 33,290     |
| H50220               | Inland freight water transport  | }                              |  |                          |  |                          |                                      | 3,069      |
| H51101               | Domestic air passenger transport  | }                              | 4                                      | 19,391,496               | -  | 1,213,924                | 2,237,187                            | 15,940,385 |
| H51102               | International air passenger transport                                     | }                              |  |                          |  |                          |                                      |            |
| H51103               | Non-scheduled air passenger transport                                     |                                | 6                                      | 414,060                  | 3,031  | 8,637                    | 266,752                              | 135,639    |
| H51203               | Non-scheduled air freight transport                                       |                                | s                                      | s                        | s  | s                        | s                                    | s          |
| H52101               | General bonded warehouses except grain warehouse                          | }                              |  |                          |  |                          |                                      |            |
| H52103               | Customs bonded warehouses   | }                              | 7                                      | 350,494                  | 42,868   | 174,356                  | 30,601                               | 102,668    |
| H52104               | Cold storage  |                                | 20                                     | 764,735                  | 3,507  | 189,088                  | 135,044                              | 437,095    |
| H52109               | Storage and warehousing, n.e.c.   |                                | 9                                      | 534,263                  | 24,704   | 118,911                  | 516                                  | 390,131    |
| H52211               | Freight terminal facilities for trucking companies                        |                                | s                                      | s                        | s  | s                        | s                                    | s          |
| H52212               | Operation of parking lots   |                                | 7                                      | 211,950                  | -  | 32,522                   | 77,998                               | 101,430    |
| H52213               | Operation of toll roads and bridges                                       |                                | 7                                      | 827,703                  | -  | 824                      | 70                                   | 826,809    |
| H52219               | Other supporting land transport activities, n.e.c.                        |                                | s                                      | s                        | s  | s                        | s                                    | s          |
| H52220               | Service activities incidental to water transportation                     |                                | 78                                     | 1,569,858                | 46,916   | 69,486                   | 144,381                              | 1,309,076  |
| H52230               | Service activities incidental to air transportation                       |                                | 3                                      | 164,079                  | -  | 13,697                   | 3,868                                | 146,514    |

TABLE 5a.2 Number of Establishments and Cost of Non-Industrial Services Done by Others by Type for Transportation and Storage Establishments with Total Employment of 20 and Over by Region and Industry Sub-Class: Philippines, 2010 *(Continued)*

(Value in thousand pesos. Details may not add up to total due to rounding and/or statistical disclosure control)

| 2009<br>PSIC<br>Code    | Region/<br>Industry Description   | Number<br>of<br>Establishments | Non-Industrial Services Done by Others |                          |  |                          |                                      |
|-------------------------|---|--------------------------------|--|--------------------------|--|--------------------------|--------------------------------------|
|                         |   |                                | Total                                  | Rent Expense<br>for Land | Rental Expense<br>for Building<br>and Structures | Other Rental<br>Expenses | Other Non-<br>Industrial<br>Services |
|                         |   | (1)                            | (2)                                    | (3)                      | (4)  | (5)                      | (6)                                  |
| H52241                  | Containerized cargo handling, auxiliary activity to land transport      | 4                              | 847,985                                | 1,387                    | 18,825   | 34,891                   | 792,883                              |
| H52242                  | Non- containerized cargo handling, auxiliary activity to land transport | s                              | s                                      | s                        | s  | s                        | s                                    |
| H52243                  | Cargo handling, auxiliary activity to water transport                   | 11                             | 100,637                                | 52                       | 9,341  | 3,012                    | 88,231                               |
| H52244                  | Cargo handling, auxiliary activity to air transport                     |                                |  |                          |  |                          |                                      |
| H52291                  | Freight forwarding services   | 121                            | 4,438,734                              | 30,318                   | 333,861  | 102,144                  | 3,972,411                            |
| H52292                  | Customs brokerage (ship and aircraft)                                   | 46                             | 934,373                                | -                        | 120,380  | 43,824                   | 770,168                              |
| H52293                  | Logistics services  | 36                             | 4,373,700                              | 11,099                   | 171,922  | 52,734                   | 4,137,945                            |
| H53202                  | Messenger service   | 45                             | 4,930,902                              | 37,912                   | 565,588  | 31,075                   | 4,296,327                            |
| National Capital Region |   | 466                            | 43,485,066                             | 279,387                  | 3,085,678  | 2,594,074                | 37,525,928                           |
| H49111                  | Inter-urban passenger railway transport                                 |                                |  |                          |  |                          |                                      |
| H49112                  | Urban and suburban railway transport                                    | 3                              | 808,885                                | -                        | -  | -                        | 808,885                              |
| H49201                  | Inter-urban bus line operation  | 18                             | 368,292                                | 27,550                   | 55,033   | -                        | 285,709                              |
| H49202                  | Urban and suburban bus line operation                                   | 16                             | 17,057                                 | 2,861                    | -  | -                        | 14,196                               |
| H49203                  | Local bus line operation  | 4                              | 4,156                                  | -                        | 2,922  | 293                      | 942                                  |
| H49204                  | Chartered buses operation (e.g. tourist buses)                          | 18                             | 177,384                                | -                        | 57,162   | 5,984                    | 114,239                              |
| H49205                  | Operation of school buses/shuttle                                       | 3                              | 20,500                                 | -                        | 1,100  | -                        | 19,400                               |
| H49323                  | Public utility cars and taxicabs operation                              | 7                              | 138,012                                | 420                      | 4,849  | -                        | 132,743                              |
| H49324                  | Chartered cars operation (rent-a-car)                                   |                                |  |                          |  |                          |                                      |
| H49331                  | Truck-for-hire operation (with driver)                                  | s                              | s                                      | s                        | s  | s                        | s                                    |
| H49332                  | Freight truck operation   | 58                             | 267,298                                | 10,707                   | 21,204   | 13,352                   | 222,034                              |
| H49339                  | Freight transport operation, by road, n.e.c.                            | s                              | s                                      | s                        | s  | s                        | s                                    |
| H49400                  | Transport via pipeline  | s                              | s                                      | s                        | s  | s                        | s                                    |
| H50111                  | Ocean passenger transport   |                                |  |                          |  |                          |                                      |
| H50112                  | Interisland water passenger transport                                   | 9                              | 1,620,152                              | 376                      | 82,882   | 40,312                   | 1,496,583                            |
| H50113                  | Renting of ship with operator   | s                              | s                                      | s                        | s  | s                        | s                                    |
| H50121                  | Ocean freight transport   | 11                             | 624,137                                | -                        | 185,228  | -                        | 438,909                              |
| H50122                  | Interisland water freight transport                                     | 23                             | 3,581,522                              | 35,917                   | 66,918   | 102,114                  | 3,376,573                            |
| H50123                  | Towing and pushing services on coastal and trans-oceanic waters         | s                              | s                                      | s                        | s  | s                        | s                                    |
| H50210                  | Inland passenger water transport  | s                              | s                                      | s                        | s  | s                        | s                                    |
| H51101                  | Domestic air passenger transport  | 3                              | 18,567,110                             | -                        | 1,199,014  | 1,641,990                | 15,726,106                           |
| H51102                  | International air passenger transport                                   |                                |  |                          |  |                          |                                      |
| H51103                  | Non-scheduled air passenger transport                                   | 5                              | 395,230                                | 1,264                    | 8,637  | 261,379                  | 123,949                              |
| H52103                  | Customs bonded warehouses   | 5                              | 129,838                                | 42,868                   | 6,390  | -                        | 80,580                               |
| H52104                  | Cold storage  | 12                             | 390,858                                | -                        | 112,665  | 121,177                  | 157,016                              |

TABLE 5a.2 Number of Establishments and Cost of Non-Industrial Services Done by Others by Type for Transportation and Storage Establishments with Total Employment of 20 and Over by Region and Industry Sub-Class: Philippines, 2010 *(Continued)*

(Value in thousand pesos. Details may not add up to total due to rounding and/or statistical disclosure control)

| 2009<br>PSIC<br>Code             | Region/<br>Industry Description                                       | Number<br>of<br>Establishments | Non-Industrial Services Done by Others |                          |  |                          |                                      |
|----------------------------------|---|--------------------------------|--|--------------------------|--|--------------------------|--------------------------------------|
|                                  |   |                                | Total                                  | Rent Expense<br>for Land | Rental Expense<br>for Building<br>and Structures | Other Rental<br>Expenses | Other Non-<br>Industrial<br>Services |
|                                  |   | (1)                            | (2)                                    | (3)                      | (4)  | (5)                      | (6)                                  |
| H52109                           | Storage and warehousing, n.e.c.                                       | 4                              | 469,815                                | 24,704                   | 99,310   | -                        | 345,801                              |
| H52211                           | Freight terminal facilities for trucking companies                    | s                              | s                                      | s                        | s  | s                        | s                                    |
| H52212                           | Operation of parking lots   | 7                              | 211,950                                | -                        | 32,522   | 77,998                   | 101,430                              |
| H52213                           | Operation of toll roads and bridges                                   | 7                              | 827,703                                | -                        | 824  | 70                       | 826,809                              |
| H52219                           | Other supporting land transport activities, n.e.c.                    | s                              | s                                      | s                        | s  | s                        | s                                    |
| H52220                           | Service activities incidental to water transportation                 | 17                             | 1,111,462                              | 44,011                   | 52,816   | 64,469                   | 950,166                              |
| H52230                           | Service activities incidental to air transportation                   | s                              | s                                      | s                        | s  | s                        | s                                    |
| H52241                           | Containerized cargo handling, auxiliary activity to<br>land transport | 3                              | 540,388                                | 1,387                    | 6,100  | 27,030                   | 505,870                              |
| H52244                           | Cargo handling, auxiliary activity to air transport                   |                                |  |                          |  |                          |                                      |
| H52291                           | Freight forwarding services   | 108                            | 3,824,207                              | 27,775                   | 300,882  | 100,673                  | 3,394,877                            |
| H52292                           | Customs brokerage (ship and aircraft)                                 | 41                             | 849,729                                | -                        | 102,685  | 42,873                   | 704,171                              |
| H52293                           | Logistics services  | 30                             | 3,203,024                              | 10,190                   | 113,597  | 52,127                   | 3,027,111                            |
| H53202                           | Messenger service   | 44                             | 4,918,023                              | 36,772                   | 565,588  | 31,075                   | 4,284,589                            |
| Cordillera Administrative Region |   | 3                              | 2,820                                  | 1,260                    | 138  | -                        | 1,422                                |
| H49201                           | Inter-urban bus line operation  | 3                              | 2,820                                  | 1,260                    | 138  | -                        | 1,422                                |
| H49203                           | Local bus line operation  |                                |  |                          |  |                          |                                      |
| I-Ilocos Region                  |   | 6                              | 8,304                                  | -                        | 2,001  | -                        | 6,303                                |
| H49201                           | Inter-urban bus line operation  | s                              | s                                      | s                        | s  | s                        | s                                    |
| H49204                           | Chartered buses operation (e.g. tourist buses)                        | s                              | s                                      | s                        | s  | s                        | s                                    |
| H49332                           | Freight truck operation   | s                              | s                                      | s                        | s  | s                        | s                                    |
| H52104                           | Cold storage  | s                              | s                                      | s                        | s  | s                        | s                                    |
| II - Cagayan Valley              |   | 3                              | 7,696                                  | 4                        | -  | 18                       | 7,674                                |
| H49201                           | Inter-urban bus line operation  | s                              | s                                      | s                        | s  | s                        | s                                    |
| H50122                           | Interisland water freight transport                                   | s                              | s                                      | s                        | s  | s                        | s                                    |
| III - Central Luzon              |   | 26                             | 1,755,002                              | 2,602                    | 237,368  | 622,508                  | 892,523                              |
| H49201                           | Inter-urban bus line operation  | 5                              | 57,624                                 | 2,367                    | 240  | -                        | 55,017                               |

TABLE 5a.2 Number of Establishments and Cost of Non-Industrial Services Done by Others by Type for Transportation and Storage Establishments with Total Employment of 20 and Over by Region and Industry Sub-Class: Philippines, 2010 *(Continued)*

(Value in thousand pesos. Details may not add up to total due to rounding and/or statistical disclosure control)

| 2009<br>PSIC<br>Code | Region/<br>Industry Description   | Number<br>of<br>Establishments | Non-Industrial Services Done by Others |                          |  |                          |                                      |         |
|----------------------|---|--------------------------------|--|--------------------------|--|--------------------------|--------------------------------------|---------|
|                      |   |                                | Total                                  | Rent Expense<br>for Land | Rental Expense<br>for Building<br>and Structures | Other Rental<br>Expenses | Other Non-<br>Industrial<br>Services |         |
|                      |   | (1)                            | (2)                                    | (3)                      | (4)  | (5)                      | (6)                                  |         |
| H49203               | Local bus line operation  | }                              | 3                                      | 4,659                    | -  | 1,200                    | -                                    | 3,459   |
| H49204               | Chartered buses operation (e.g. tourist buses)                            | }                              |  |                          |  |                          |                                      |         |
| H49332               | Freight truck operation   |                                | 7                                      | 22,788                   | 235  | -                        | -                                    | 22,553  |
| H51101               | Domestic air passenger transport  |                                | s                                      | s                        | s  | s                        | s                                    | s       |
| H52101               | General bonded warehouses except grain warehouse                          |                                | s                                      | s                        | s  | s                        | s                                    | s       |
| H52109               | Storage and warehousing, n.e.c.   |                                | s                                      | s                        | s  | s                        | s                                    | s       |
| H52230               | Service activities incidental to air transportation                       | }                              |  |                          |  |                          |                                      |         |
| H52241               | Containerized cargo handling, auxiliary activity<br>to land transport     | }                              | 5                                      | 526,160                  | -  | 26,457                   | 10,772                               | 488,931 |
| H52244               | Cargo handling, auxiliary activity to air transport                       | }                              |  |                          |  |                          |                                      |         |
| H52291               | Freight forwarding services   | }                              |  |                          |  |                          |                                      |         |
| H52292               | Customs brokerage (ship and aircraft)                                     | }                              | 3                                      | 91,242                   | -  | 23,836                   | 83                                   | 67,324  |
| H52293               | Logistics services  | }                              |  |                          |  |                          |                                      |         |
| IVA - CALABARZON     |   |                                | 60                                     | 1,100,790                | 30,065   | 110,472                  | 94,614                               | 865,639 |
| H49201               | Inter-urban bus line operation  |                                | 10                                     | 130,281                  | 25,100   | 1,108                    | 4,039                                | 100,034 |
| H49202               | Urban and suburban bus line operation                                     |                                | 3                                      | 14,683                   | 920  | 6,480                    | -                                    | 7,283   |
| H49203               | Local bus line operation  |                                | 4                                      | 12                       | -  | -                        | -                                    | 12      |
| H49204               | Chartered buses operation (e.g. tourist buses)                            | }                              |  |                          |  |                          |                                      |         |
| H49205               | Operation of school buses/shuttle   | }                              | 3                                      | 58,388                   | 1,488  | -                        | 1,200                                | 55,700  |
| H49310               | Urban or suburban passenger land transport, except<br>by railways and bus |                                | s                                      | s                        | s  | s                        | s                                    | s       |
| H49332               | Freight truck operation   |                                | 21                                     | 92,622                   | -  | -                        | 2,633                                | 89,989  |
| H50112               | Interisland water passenger transport                                     | }                              |  |                          |  |                          |                                      |         |
| H50122               | Interisland water freight transport                                       | }                              | 3                                      | 241,386                  | 2,557  | 2,421                    | 63,408                               | 173,000 |
| H52104               | Cold storage  | }                              | 7                                      | 380,404                  | -  | 87,591                   | 13,645                               | 279,167 |
| H52109               | Storage and warehousing, n.e.c.   | }                              |  |                          |  |                          |                                      |         |
| H52220               | Service activities incidental to water transportation                     |                                | 3                                      | 69,735                   | -  | 140                      | 9,096                                | 60,500  |
| H52243               | Cargo handling, auxiliary activity to water transport                     |                                | s                                      | s                        | s  | s                        | s                                    | s       |
| H52291               | Freight forwarding services   | }                              |  |                          |  |                          |                                      |         |
| H52293               | Logistics services  | }                              | 4                                      | 87,333                   | -  | 12,733                   | 593                                  | 74,007  |
| IVB - MIMAROPA       |   |                                | 10                                     | 25,023                   | 519  | 991                      | -                                    | 23,513  |
| H49203               | Local bus line operation  |                                | s                                      | s                        | s  | s                        | s                                    | s       |
| H50122               | Interisland water freight transport                                       |                                | s                                      | s                        | s  | s                        | s                                    | s       |
| H52220               | Service activities incidental to water transportation                     |                                | 7                                      | 15,900                   | 519  | 424                      | -                                    | 14,957  |

TABLE 5a.2 Number of Establishments and Cost of Non-Industrial Services Done by Others by Type for Transportation and Storage Establishments with Total Employment of 20 and Over by Region and Industry Sub-Class: Philippines, 2010 *(Continued)*

(Value in thousand pesos. Details may not add up to total due to rounding and/or statistical disclosure control)

| 2009<br>PSIC<br>Code  | Region/<br>Industry Description  | Number<br>of<br>Establishments | Non-Industrial Services Done by Others |                          |  |                          |                                      |        |
|-----------------------|--|--------------------------------|--|--------------------------|--|--------------------------|--------------------------------------|--------|
|                       |  |                                | Total                                  | Rent Expense<br>for Land | Rental Expense<br>for Building<br>and Structures | Other Rental<br>Expenses | Other Non-<br>Industrial<br>Services |        |
|                       |  | (1)                            | (2)                                    | (3)                      | (4)  | (5)                      | (6)                                  |        |
| H52242                | Non- containerized cargo handling, auxiliary activity<br>to land transport | S                              | S                                      | S                        | S  | S                        | S                                    |        |
| V - Bicol Region      |  | 18                             | 149,673                                | 1,259                    | 3,174  | 2,467                    | 142,773                              |        |
| H49201                | Inter-urban bus line operation   | }                              |  |                          |  |                          |                                      |        |
| H49203                | Local bus line operation   | }                              | 5                                      | 10,988                   | -  | 2,959                    | 456                                  | 7,573  |
| H49332                | Freight truck operation  | S                              | S                                      | S                        | S  | S                        | S                                    |        |
| H50112                | Interisland water passenger transport                                      | S                              | S                                      | S                        | S  | S                        | S                                    |        |
| H50122                | Interisland water freight transport  | S                              | S                                      | S                        | S  | S                        | S                                    |        |
| H50210                | Inland passenger water transport   | S                              | S                                      | S                        | S  | S                        | S                                    |        |
| H52220                | Service activities incidental to water transportation                      | 8                              | 27,678                                 | 1,148                    | 214  | 1,951                    | 24,364                               |        |
| H52291                | Freight forwarding services  | S                              | S                                      | S                        | S  | S                        | S                                    |        |
| VI - Western Visayas  |  | 28                             | 50,620                                 | 1,087                    | 2,049  | 109                      | 47,375                               |        |
| H49201                | Inter-urban bus line operation   | }                              |  |                          |  |                          |                                      |        |
| H49203                | Local bus line operation   | }                              | 7                                      | 10,434                   | 588  | 175                      | 109                                  | 9,562  |
| H49204                | Chartered buses operation (e.g. tourist buses)                             | }                              |  |                          |  |                          |                                      |        |
| H49332                | Freight truck operation  | 8                              | 4,232                                  | -                        | -  | -                        | 4,232                                |        |
| H50112                | Interisland water passenger transport                                      | }                              |  |                          |  |                          |                                      |        |
| H50122                | Interisland water freight transport  | }                              | 5                                      | 5,181                    | 6  | 477                      | -                                    | 4,699  |
| H50210                | Inland passenger water transport   | S                              | S                                      | S                        | S  | S                        | S                                    |        |
| H52109                | Storage and warehousing, n.e.c.  | S                              | S                                      | S                        | S  | S                        | S                                    |        |
| H52220                | Service activities incidental to water transportation                      | 3                              | 10,780                                 | 143                      | 1,397  | -                        | 9,240                                |        |
| H52291                | Freight forwarding services  | }                              | 3                                      | 16,485                   | 350  | -                        | -                                    | 16,134 |
| H52292                | Customs brokerage (ship and aircraft)                                      | }                              |  |                          |  |                          |                                      |        |
| VII - Central Visayas |  | 76                             | 2,602,400                              | 12,516                   | 80,079   | 35,957                   | 2,473,847                            |        |
| H49203                | Local bus line operation   | 3                              | 594                                    | -                        | -  | -                        | 594                                  |        |
| H49323                | Public utility cars and taxicabs operation                                 | 5                              | 9,453                                  | -                        | -  | -                        | 9,453                                |        |
| H49331                | Truck-for-hire operation (with driver)                                     | S                              | S                                      | S                        | S  | S                        | S                                    |        |
| H49332                | Freight truck operation  | 11                             | 51,242                                 | 120                      | 7,770  | 24                       | 43,328                               |        |
| H50112                | Interisland water passenger transport                                      | 22                             | 909,412                                | -                        | 6,231  | 19,235                   | 883,945                              |        |
| H50121                | Ocean freight transport  | }                              |  |                          |  |                          |                                      |        |
| H50122                | Interisland water freight transport  | }                              | 10                                     | 94,708                   | -  | 7,906                    | -                                    | 86,801 |

TABLE 5a.2 Number of Establishments and Cost of Non-Industrial Services Done by Others by Type for Transportation and Storage Establishments with Total Employment of 20 and Over by Region and Industry Sub-Class: Philippines, 2010 *(Continued)*

(Value in thousand pesos. Details may not add up to total due to rounding and/or statistical disclosure control)

| 2009<br>PSIC<br>Code     | Region/<br>Industry Description                       | Number<br>of<br>Establishments | Non-Industrial Services Done by Others |                          |  |                          |                                      |           |
|--------------------------|---|--------------------------------|--|--------------------------|--|--------------------------|--------------------------------------|-----------|
|                          |   |                                | Total                                  | Rent Expense<br>for Land | Rental Expense<br>for Building<br>and Structures | Other Rental<br>Expenses | Other Non-<br>Industrial<br>Services |           |
|                          |   | (1)                            | (2)                                    | (3)                      | (4)  | (5)                      | (6)                                  |           |
| H50210                   | Inland passenger water transport                      | s                              | s                                      | s                        | s  | s                        | s                                    |           |
| H50220                   | Inland freight water transport                        | s                              | s                                      | s                        | s  | s                        | s                                    |           |
| H51103                   | Non-scheduled air passenger transport                 | s                              | s                                      | s                        | s  | s                        | s                                    |           |
| H51203                   | Non-scheduled air freight transport                   | s                              | s                                      | s                        | s  | s                        | s                                    |           |
| H52104                   | Cold storage  | s                              | s                                      | s                        | s  | s                        | s                                    |           |
| H52211                   | Freight terminal facilities for trucking companies    | s                              | s                                      | s                        | s  | s                        | s                                    |           |
| H52220                   | Service activities incidental to water transportation | 8                              | 26,096                                 | 168                      | 610  | 1,587                    | 23,732                               |           |
| H52243                   | Cargo handling, auxiliary activity to water transport | s                              | s                                      | s                        | s  | s                        | s                                    |           |
| H52291                   | Freight forwarding services                           | 4                              | 331,570                                | 2,192                    | 17,193   | 652                      | 311,532                              |           |
| H52292                   | Customs brokerage (ship and aircraft)                 | }                              | 3                                      | 1,082,684                | 909  | 39,319                   | 965                                  | 1,041,491 |
| H52293                   | Logistics services                                    |                                |  |                          |  |                          |                                      |           |
| H53202                   | Messenger service                                     | s                              | s                                      | s                        | s  | s                        | s                                    |           |
| VIII - Eastern Visayas   |   | 14                             | 14,426                                 | 1,012                    | 5,124  | 209                      | 8,082                                |           |
| H49201                   | Inter-urban bus line operation                        | }                              | 4                                      | 1,949                    | 995  | 204                      | -                                    | 749       |
| H49203                   | Local bus line operation                              |                                |  |                          |  |                          |                                      |           |
| H49204                   | Chartered buses operation (e.g. tourist buses)        |                                |  |                          |  |                          |                                      |           |
| H50112                   | Interisland water passenger transport                 | s                              | s                                      | s                        | s  | s                        | s                                    |           |
| H50122                   | Interisland water freight transport                   | s                              | s                                      | s                        | s  | s                        | s                                    |           |
| H52109                   | Storage and warehousing, n.e.c.                       | s                              | s                                      | s                        | s  | s                        | s                                    |           |
| H52220                   | Service activities incidental to water transportation | }                              | 7                                      | 3,910                    | 16   | 1,028                    | 10                                   | 2,855     |
| H52243                   | Cargo handling, auxiliary activity to water transport |                                |  |                          |  |                          |                                      |           |
| IX - Zamboanga Peninsula |   | 9                              | 11,604                                 | 48                       | 1,559  | 1,606                    | 8,391                                |           |
| H50112                   | Interisland water passenger transport                 | 5                              | 6,092                                  | -                        | 208  | -                        | 5,884                                |           |
| H52220                   | Service activities incidental to water transportation | }                              | 4                                      | 5,511                    | 48   | 1,351                    | 1,606                                | 2,506     |
| H52243                   | Cargo handling, auxiliary activity to water transport |                                |  |                          |  |                          |                                      |           |
| X - Northern Mindanao    |   | 27                             | 95,993                                 | 556                      | 5,695  | 1,396                    | 88,346                               |           |
| H49201                   | Inter-urban bus line operation                        | 3                              | 8,215                                  | -                        | 2,832  | -                        | 5,383                                |           |
| H49204                   | Chartered buses operation (e.g. tourist buses)        | s                              | s                                      | s                        | s  | s                        | s                                    |           |
| H49332                   | Freight truck operation                               | 8                              | 47,147                                 | 356                      | -  | -                        | 46,791                               |           |
| H50112                   | Interisland water passenger transport                 | s                              | s                                      | s                        | s  | s                        | s                                    |           |
| H52220                   | Service activities incidental to water transportation | 8                              | 7,375                                  | 200                      | 16   | 717                      | 6,442                                |           |

TABLE 5a.2 Number of Establishments and Cost of Non-Industrial Services Done by Others by Type for Transportation and Storage Establishments with Total Employment of 20 and Over by Region and Industry Sub-Class: Philippines, 2010 *(Concluded)*

(Value in thousand pesos. Details may not add up to total due to rounding and/or statistical disclosure control)

| 2009<br>PSIC<br>Code                        | Region/<br>Industry Description                                 | Number<br>of<br>Establishments | Non-Industrial Services Done by Others |                          |  |                          |                                      |
|---|---|--------------------------------|--|--------------------------|--|--------------------------|--------------------------------------|
|   |   |                                | Total                                  | Rent Expense<br>for Land | Rental Expense<br>for Building<br>and Structures | Other Rental<br>Expenses | Other Non-<br>Industrial<br>Services |
|   |   |                                | (1)                                    | (2)                      | (3)  | (4)                      | (5)                                  |
| H52243                                      | Cargo handling, auxiliary activity to water transport           | 3                              | 22,219                                 | -                        | 2,334  | 4                        | 19,881                               |
| H52291                                      | Freight forwarding services                                     | s                              | s                                      | s                        | s  | s                        | s                                    |
| H52292                                      | Customs brokerage (ship and aircraft)                           | s                              | s                                      | s                        | s  | s                        | s                                    |
| <b>XI - Davao Region</b>                    |   | <b>30</b>                      | <b>602,078</b>                         | <b>295</b>               | <b>35,613</b>                                    | <b>75,535</b>            | <b>490,635</b>                       |
| H49202                                      | Urban and suburban bus line operation                           | }                              |  |                          |  |                          |                                      |
| H49203                                      | Local bus line operation  |                                | 7                                      | 28,734                   | -  | 10,221                   | 507                                  |
| H49323                                      | Public utility cars and taxicabs operation                      | s                              | s                                      | s                        | s  | s                        | s                                    |
| H49332                                      | Freight truck operation   | 9                              | 21,512                                 | -                        | 250  | 7,226                    | 14,036                               |
| H50123                                      | Towing and pushing services on coastal and trans-oceanic waters | s                              | s                                      | s                        | s  | s                        | s                                    |
| H52103                                      | Customs bonded warehouses                                       | s                              | s                                      | s                        | s  | s                        | s                                    |
| H52220                                      | Service activities incidental to water transportation           | 8                              | 254,172                                | 295                      | 10,154   | 52,856                   | 190,867                              |
| H52291                                      | Freight forwarding services                                     | }                              | 3                                      | 252,664                  | -  | 14,808                   | -                                    |
| H52292                                      | Customs brokerage (ship and aircraft)                           |                                |  |                          |  |                          | 237,856                              |
| <b>XII - SOCCSKSARGEN</b>                   |   | <b>a/ 15</b>                   | <b>a/ 105,102</b>                      | <b>a/ 484</b>            | <b>a/ 2,546</b>                                  | <b>a/ 1,343</b>          | <b>a/ 100,730</b>                    |
| H49201                                      | Inter-urban bus line operation                                  | s                              | s                                      | s                        | s  | s                        | s                                    |
| H49332                                      | Freight truck operation   | 5                              | 2,415                                  | -                        | -  | -                        | 2,415                                |
| H50122                                      | Interisland water freight transport                             | s                              | s                                      | s                        | s  | s                        | s                                    |
| H52104                                      | Cold storage  | s                              | s                                      | s                        | s  | s                        | s                                    |
| H52220                                      | Service activities incidental to water transportation           | b/ 4                           | b/ 25,491                              | b/ 360                   | b/ 1,794   | b/ 1,343                 | b/ 21,994                            |
| H52243                                      | Cargo handling, auxiliary activity to water transport           | s                              | s                                      | s                        | s  | s                        | s                                    |
| H52291                                      | Freight forwarding services                                     | s                              | s                                      | s                        | s  | s                        | s                                    |
| <b>XIII - Caraga</b>                        |   | <b>5</b>                       | <b>27,507</b>                          | <b>222</b>               | <b>493</b>                                       | <b>10,756</b>            | <b>16,037</b>                        |
| H49331                                      | Truck-for-hire operation (with driver)                          | s                              | s                                      | s                        | s  | s                        | s                                    |
| H49332                                      | Freight truck operation   | s                              | s                                      | s                        | s  | s                        | s                                    |
| H52220                                      | Service activities incidental to water transportation           | s                              | s                                      | s                        | s  | s                        | s                                    |
| <b>Autonomous Region in Muslim Mindanao</b> |   | <b>c/</b>                      | <b>c/</b>                              | <b>c/</b>                | <b>c/</b>  | <b>c/</b>                | <b>c/</b>                            |
| H52220                                      | Service activities incidental to water transportation           | d/                             | d/                                     | d/                       | d/   | d/                       | d/                                   |

a/ - Includes data of ARMM

b/ - Includes data H52220 of ARMM

c/ - Data combined with SOCCKSARGEN

d/ - Data combined with H52220 of SOCCKSARGEN

TABLE 6a Number of Establishments and Capital Expenditures by Type of Tangible Fixed Assets for Transportation and Storage Establishments with Total Employment of 20 and Over by Region and Industry Sub-Class: Philippines, 2010

(Value in thousand pesos. Details may not add up to total due to rounding and/or statistical disclosure control)

| 2009<br>PSIC<br>Code | Region/<br>Industry Description   | Number<br>of<br>Establishments | Capital Expenditures for Tangible Fixed Assets |           |  |                        |           |
|----------------------|---|--------------------------------|--|-----------|--|------------------------|-----------|
|                      |   |                                | Total  | Land      | Buildings,<br>Other Structures<br>and Land<br>Improvements | Transport<br>Equipment |           |
|                      |   | (1)                            | (2)  | (3)       | (4)  | (5)                    |           |
| Philippines          |   | 796                            | 19,413,278                                     | 187,162   | 1,313,462  | 7,630,513              |           |
| H49111               | Inter-urban passenger railway transport                                   | }                              |  |           |  |                        |           |
| H49112               | Urban and suburban railway transport                                      |                                | 3  | 260,032   | -  | 45,000                 | 1,500     |
| H49201               | Inter-urban bus line operation  |                                | 49   | 595,942   | 39,805   | 5,093                  | 539,569   |
| H49202               | Urban and suburban bus line operation                                     |                                | 20   | 22,710    | -  | 287                    | 22,127    |
| H49203               | Local bus line operation  |                                | 31   | 130,376   | -  | 497                    | 129,879   |
| H49204               | Chartered buses operation (e.g. tourist buses)                            |                                | 24   | 127,806   | -  | 3,248                  | 113,485   |
| H49205               | Operation of school buses/shuttle   |                                | 5  | 15,940    | -  | 610                    | 13,800    |
| H49310               | Urban or suburban passenger land transport,<br>except by railways and bus |                                | s  | s         | s  | s                      | s         |
| H49323               | Public utility cars and taxicabs operation                                | }                              | 13   | 46,742    | -  | -                      | 45,688    |
| H49324               | Chartered cars operation (rent-a-car)                                     | }                              |  |           |  |                        |           |
| H49331               | Truck-for-hire operation (with driver)                                    |                                | 4  | -         | -  | -                      | -         |
| H49332               | Freight truck operation   |                                | 130  | 401,415   | 4,794  | 38,827                 | 347,803   |
| H49339               | Freight transport operation, by road, n.e.c.                              |                                | s  | s         | s  | s                      | s         |
| H49400               | Transport via pipeline  |                                | s  | s         | s  | s                      | s         |
| H50111               | Ocean passenger transport   |                                | s  | s         | s  | s                      | s         |
| H50112               | Interisland water passenger transport                                     |                                | 41   | 4,075,574 | 50,471   | 29,877                 | 3,696,413 |
| H50113               | Renting of ship with operator   |                                | s  | s         | s  | s                      | s         |
| H50121               | Ocean freight transport   |                                | 13   | 13,418    | -  | 242                    | 12,135    |
| H50122               | Interisland water freight transport                                       |                                | 41   | 879,949   | 17,450   | 34,237                 | 739,099   |
| H50123               | Towing and pushing services on coastal and trans-<br>oceanic waters       |                                | s  | s         | s  | s                      | s         |
| H50210               | Inland passenger water transport  | }                              | 5  | 280       | -  | 150                    | -         |
| H50220               | Inland freight water transport  | }                              |  |           |  |                        |           |
| H51101               | Domestic air passenger transport  | }                              | 4  | 8,396,823 | -  | 13,317                 | 262,971   |
| H51102               | International air passenger transport                                     | }                              |  |           |  |                        |           |
| H51103               | Non-scheduled air passenger transport                                     |                                | 6  | 703,615   | -  | 1,220                  | 698,488   |
| H51203               | Non-scheduled air freight transport                                       |                                | s  | s         | s  | s                      | s         |
| H52101               | General bonded warehouses except grain warehouse                          | }                              |  |           |  |                        |           |
| H52103               | Customs bonded warehouses   |                                | 7  | 29,540    | -  | 8,241                  | 2,333     |
| H52104               | Cold storage  |                                | 20   | 221,038   | -  | 60,120                 | 7,798     |
| H52109               | Storage and warehousing, n.e.c.   |                                | 9  | 589,264   | 11,978   | 446,368                | 4,199     |
| H52211               | Freight terminal facilities for trucking companies                        |                                | s  | s         | s  | s                      | s         |
| H52212               | Operation of parking lots   |                                | 7  | 14,725    | 1,703  | 3,019                  | 3,440     |
| H52213               | Operation of toll roads and bridges                                       |                                | 7  | 91,252    | -  | 6,056                  | 37,329    |
| H52219               | Other supporting land transport activities, n.e.c.                        |                                | s  | s         | s  | s                      | s         |
| H52220               | Service activities incidental to water transportation                     |                                | 78   | 695,433   | -  | 33,217                 | 215,904   |

TABLE 6a Number of Establishments and Capital Expenditures by Type of Tangible Fixed Assets for Transportation and Storage Establishments with Total Employment of 20 and Over by Region and Industry Sub-Class: Philippines, 2010 *(Continued)*

(Value in thousand pesos. Details may not add up to total due to rounding and/or statistical disclosure control)

| 2009<br>PSIC<br>Code    | Region/<br>Industry Description   | Number<br>of<br>Establishments | Capital Expenditures for Tangible Fixed Assets |         |  |                        |
|-------------------------|---|--------------------------------|--|---------|--|------------------------|
|                         |   |                                | Total  | Land    | Buildings,<br>Other Structures<br>and Land<br>Improvements | Transport<br>Equipment |
|                         |   |                                | (1)  | (2)     | (3)  | (4)                    |
| H52230                  | Service activities incidental to air transportation                     | 3                              | 61,364   | -       | 33,560   | 4,917                  |
| H52241                  | Containerized cargo handling, auxiliary activity to land transport      | 4                              | 253,875  | -       | 167,045  | 49,409                 |
| H52242                  | Non- containerized cargo handling, auxiliary activity to land transport | s                              | s  | s       | s  | s                      |
| H52243                  | Cargo handling, auxiliary activity to water transport }                 | 11                             | 48,744   | -       | 698  | 8,195                  |
| H52244                  | Cargo handling, auxiliary activity to air transport }                   |                                |  |         |  |                        |
| H52291                  | Freight forwarding services   | 121                            | 498,371  | 15,285  | 102,465  | 167,314                |
| H52292                  | Customs brokerage (ship and aircraft)                                   | 46                             | 93,427   | -       | 6,890  | 70,262                 |
| H52293                  | Logistics services  | 36                             | 308,719  | 45,675  | 113,314  | 55,001                 |
| H53202                  | Messenger service   | 45                             | 441,138  | -       | 152,985  | 84,408                 |
| National Capital Region |   | 466                            | 17,387,632                                     | 103,740 | 1,109,173  | 6,486,159              |
| H49111                  | Inter-urban passenger railway transport }                               |                                |  |         |  |                        |
| H49112                  | Urban and suburban railway transport }                                  | 3                              | 260,032  | -       | 45,000   | 1,500                  |
| H49201                  | Inter-urban bus line operation  | 18                             | 373,148  | 25,539  | 1,292  | 338,012                |
| H49202                  | Urban and suburban bus line operation                                   | 16                             | 22,710   | -       | 287  | 22,127                 |
| H49203                  | Local bus line operation  | 4                              | 18,316   | -       | -  | 18,316                 |
| H49204                  | Chartered buses operation (e.g. tourist buses)                          | 18                             | 127,806  | -       | 3,248  | 113,485                |
| H49205                  | Operation of school buses/shuttle                                       | 3                              | 15,940   | -       | 610  | 13,800                 |
| H49323                  | Public utility cars and taxicabs operation }                            | 7                              | 45,887   | -       | -  | 45,688                 |
| H49324                  | Chartered cars operation (rent-a-car) }                                 |                                |  |         |  |                        |
| H49331                  | Truck-for-hire operation (with driver)                                  | s                              | s  | s       | s  | s                      |
| H49332                  | Freight truck operation   | 58                             | 188,519  | 2,262   | 25,351   | 156,494                |
| H49339                  | Freight transport operation, by road, n.e.c.                            | s                              | s  | s       | s  | s                      |
| H49400                  | Transport via pipeline  | s                              | s  | s       | s  | s                      |
| H50111                  | Ocean passenger transport }   |                                |  |         |  |                        |
| H50112                  | Interisland water passenger transport }                                 | 9                              | 3,806,145                                      | 1,298   | 19,738   | 3,567,109              |
| H50113                  | Renting of ship with operator   | s                              | s  | s       | s  | s                      |
| H50121                  | Ocean freight transport   | 11                             | 13,347   | -       | 170  | 12,135                 |
| H50122                  | Interisland water freight transport                                     | 23                             | 699,581  | -       | 26,898   | 587,192                |
| H50123                  | Towing and pushing services on coastal and trans-oceanic waters         | s                              | s  | s       | s  | s                      |
| H50210                  | Inland passenger water transport  | s                              | s  | s       | s  | s                      |
| H51101                  | Domestic air passenger transport }                                      | 3                              | 8,396,823                                      | -       | 13,317   | 262,971                |
| H51102                  | International air passenger transport }                                 |                                |  |         |  |                        |
| H51103                  | Non-scheduled air passenger transport                                   | 5                              | 701,378  | -       | 453  | 697,314                |

TABLE 6a Number of Establishments and Capital Expenditures by Type of Tangible Fixed Assets for Transportation and Storage Establishments with Total Employment of 20 and Over by Region and Industry Sub-Class: Philippines, 2010 *(Continued)*

(Value in thousand pesos. Details may not add up to total due to rounding and/or statistical disclosure control)

| 2009<br>PSIC<br>Code             | Region/<br>Industry Description                                       | Number<br>of<br>Establishments | Capital Expenditures for Tangible Fixed Assets |        |  |                        |
|----------------------------------|---|--------------------------------|--|--------|--|------------------------|
|                                  |   |                                | Total  | Land   | Buildings,<br>Other Structures<br>and Land<br>Improvements | Transport<br>Equipment |
|                                  |   |                                | (1)  | (2)    | (3)  | (4)                    |
| H52103                           | Customs bonded warehouses   | 5                              | 26,073   | -      | 8,241  | 58                     |
| H52104                           | Cold storage  | 12                             | 110,478  | -      | 18,460   | 3,664                  |
| H52109                           | Storage and warehousing, n.e.c.                                       | 4                              | 586,485  | 11,978 | 446,041  | 3,813                  |
| H52211                           | Freight terminal facilities for trucking companies                    | s                              | s  | s      | s  | s                      |
| H52212                           | Operation of parking lots   | 7                              | 14,725   | 1,703  | 3,019  | 3,440                  |
| H52213                           | Operation of toll roads and bridges                                   | 7                              | 91,252   | -      | 6,056  | 37,329                 |
| H52219                           | Other supporting land transport activities, n.e.c.                    | s                              | s  | s      | s  | s                      |
| H52220                           | Service activities incidental to water transportation                 | 17                             | 342,785  | -      | 6,188  | 195,575                |
| H52230                           | Service activities incidental to air transportation                   | s                              | s  | s      | s  | s                      |
| H52241                           | Containerized cargo handling, auxiliary activity to<br>land transport | 3                              | 258,663  | -      | 163,197  | 47,595                 |
| H52244                           | Cargo handling, auxiliary activity to air transport                   |                                |  |        |  |                        |
| H52291                           | Freight forwarding services   | 108                            | 470,164  | 15,285 | 102,465  | 156,971                |
| H52292                           | Customs brokerage (ship and aircraft)                                 | 41                             | 81,508   | -      | 6,783  | 59,372                 |
| H52293                           | Logistics services  | 30                             | 214,709  | 45,675 | 71,697   | 53,317                 |
| H53202                           | Messenger service   | 44                             | 426,833  | -      | 140,661  | 83,558                 |
| Cordillera Administrative Region |   | 3                              | -  | -      | -  | -                      |
| H49201                           | Inter-urban bus line operation  | 3                              | -  | -      | -  | -                      |
| H49203                           | Local bus line operation  |                                |  |        |  |                        |
| I-Ilocos Region                  |   | 6                              | -  | -      | -  | -                      |
| H49201                           | Inter-urban bus line operation  | s                              | s  | s      | s  | s                      |
| H49204                           | Chartered buses operation (e.g. tourist buses)                        | s                              | s  | s      | s  | s                      |
| H49332                           | Freight truck operation   | s                              | s  | s      | s  | s                      |
| H52104                           | Cold storage  | s                              | s  | s      | s  | s                      |
| II - Cagayan Valley              |   | 3                              | 10,270   | -      | 125  | 10,032                 |
| H49201                           | Inter-urban bus line operation  | s                              | s  | s      | s  | s                      |
| H50122                           | Interisland water freight transport                                   | s                              | s  | s      | s  |                        |

TABLE 6a Number of Establishments and Capital Expenditures by Type of Tangible Fixed Assets for Transportation and Storage Establishments with Total Employment of 20 and Over by Region and Industry Sub-Class: Philippines, 2010 *(Continued)*

(Value in thousand pesos. Details may not add up to total due to rounding and/or statistical disclosure control)

| 2009<br>PSIC<br>Code | Region/<br>Industry Description   | Number<br>of<br>Establishments | Capital Expenditures for Tangible Fixed Assets |        |  |                        |        |
|----------------------|---|--------------------------------|--|--------|--|------------------------|--------|
|                      |   |                                | Total  | Land   | Buildings,<br>Other Structures<br>and Land<br>Improvements | Transport<br>Equipment |        |
|                      |   | (1)                            | (2)  | (3)    | (4)  | (5)                    |        |
|                      | III - Central Luzon   | 26                             | 274,534  | 2,000  | 53,257   | 174,334                |        |
| H49201               | Inter-urban bus line operation  | 5                              | 79,103   | -      | 2,616  | 74,409                 |        |
| H49203               | Local bus line operation  | 3                              | -  | -      | -  | -                      |        |
| H49204               | Chartered buses operation (e.g. tourist buses)                            | }                              |  |        |  |                        |        |
| H49332               | Freight truck operation   | 7                              | 101,832  | 2,000  | 12,894   | 84,457                 |        |
| H51101               | Domestic air passenger transport  | s                              | s  | s      | s  | s                      |        |
| H52101               | General bonded warehouses except grain warehouse                          | s                              | s  | s      | s  | s                      |        |
| H52109               | Storage and warehousing, n.e.c.   | s                              | s  | s      | s  | s                      |        |
| H52230               | Service activities incidental to air transportation                       | }                              |  |        |  |                        |        |
| H52241               | Containerized cargo handling, auxiliary activity<br>to land transport     | }                              | 5  | 78,016 | -  | 37,463                 | 2,026  |
| H52244               | Cargo handling, auxiliary activity to air transport                       | }                              |  |        |  |                        |        |
| H52291               | Freight forwarding services   | }                              |  |        |  |                        |        |
| H52292               | Customs brokerage (ship and aircraft)                                     | }                              | 3  | 11,254 | -  | -                      | 10,889 |
| H52293               | Logistics services  | }                              |  |        |  |                        |        |
|                      | IVA - CALABARZON  | 60                             | 227,441  | 20,000 | 54,571   | 89,359                 |        |
| H49201               | Inter-urban bus line operation  | 10                             | 5,837  | -      | -  | 5,778                  |        |
| H49202               | Urban and suburban bus line operation                                     | 3                              | -  | -      | -  | -                      |        |
| H49203               | Local bus line operation  | 4                              | 9,000  | -      | -  | 9,000                  |        |
| H49204               | Chartered buses operation (e.g. tourist buses)                            | }                              |  |        |  |                        |        |
| H49205               | Operation of school buses/shuttle   | }                              | 3  | -      | -  | -                      |        |
| H49310               | Urban or suburban passenger land transport, except<br>by railways and bus | s                              | s  | s      | s  | s                      |        |
| H49332               | Freight truck operation   | 21                             | 7,876  | -      | -  | 7,876                  |        |
| H50112               | Interisland water passenger transport                                     | }                              |  |        |  |                        |        |
| H50122               | Interisland water freight transport                                       | }                              | 3  | 94,684 | 20,000   | 6,100                  | 63,590 |
| H52104               | Cold storage  | }                              | 7  | 37,865 | -  | 9,919                  | 2,367  |
| H52109               | Storage and warehousing, n.e.c.   | }                              |  |        |  |                        |        |
| H52220               | Service activities incidental to water transportation                     | 3                              | 2,930  | -      | 1,853  | 748                    |        |
| H52243               | Cargo handling, auxiliary activity to water transport                     | s                              | s  | s      | s  | s                      |        |
| H52291               | Freight forwarding services   | }                              |  |        |  |                        |        |
| H52293               | Logistics services  | }                              | 4  | 69,249 | -  | 36,699                 | -      |

TABLE 6a Number of Establishments and Capital Expenditures by Type of Tangible Fixed Assets for Transportation and Storage Establishments with Total Employment of 20 and Over by Region and Industry Sub-Class: Philippines, 2010 *(Continued)*

(Value in thousand pesos. Details may not add up to total due to rounding and/or statistical disclosure control)

| 2009<br>PSIC<br>Code  | Region/<br>Industry Description   | Number<br>of<br>Establishments | Capital Expenditures for Tangible Fixed Assets |         |  |                        |         |
|-----------------------|---|--------------------------------|--|---------|--|------------------------|---------|
|                       |   |                                | Total  | Land    | Buildings,<br>Other Structures<br>and Land<br>Improvements | Transport<br>Equipment |         |
|                       |   |                                | (1)  | (2)     | (3)  | (4)                    | (5)     |
| IVB - MIMAROPA        |   |                                | 10   | 14      | -  | -                      | -       |
| H49203                | Local bus line operation  | S                              | S  | S       | S  | S                      |         |
| H50122                | Interisland water freight transport                                     | S                              | S  | S       | S  | S                      |         |
| H52220                | Service activities incidental to water transportation                   | 7                              | -  | -       | -  | -                      |         |
| H52242                | Non- containerized cargo handling, auxiliary activity to land transport | S                              | S  | S       | S  | S                      |         |
| V - Bicol Region      |   |                                | 18   | 45,525  | 532  | 14,452                 | 16,332  |
| H49201                | Inter-urban bus line operation  | }                              | 5  | 13,707  | -  | -                      | 13,707  |
| H49203                | Local bus line operation  | }                              |  |         |  |                        |         |
| H49332                | Freight truck operation   | S                              | S  | S       | S  | S                      |         |
| H50112                | Interisland water passenger transport                                   | S                              | S  | S       | S  | S                      |         |
| H50122                | Interisland water freight transport                                     | S                              | S  | S       | S  | S                      |         |
| H50210                | Inland passenger water transport  | S                              | S  | S       | S  | S                      |         |
| H52220                | Service activities incidental to water transportation                   | 8                              | 21,991   | -       | 8,246  | -                      |         |
| H52291                | Freight forwarding services   | S                              | S  | S       | S  | S                      |         |
| VI - Western Visayas  |   |                                | 28   | 141,626 | 14,266   | 1,557                  | 123,897 |
| H49201                | Inter-urban bus line operation  | }                              | 7  | 126,719 | 14,266   | 1,557                  | 109,863 |
| H49203                | Local bus line operation  | }                              |  |         |  |                        |         |
| H49204                | Chartered buses operation (e.g. tourist buses)                          | }                              |  |         |  |                        |         |
| H49332                | Freight truck operation   |                                | 8  | 520     | -  | -                      | 200     |
| H50112                | Interisland water passenger transport                                   | }                              | 5  | 14,362  | -  | -                      | 13,834  |
| H50122                | Interisland water freight transport                                     | }                              |  |         |  |                        |         |
| H50210                | Inland passenger water transport  | S                              | S  | S       | S  | S                      |         |
| H52109                | Storage and warehousing, n.e.c.   | S                              | S  | S       | S  | S                      |         |
| H52220                | Service activities incidental to water transportation                   | 3                              | 25   | -       | -  | -                      |         |
| H52291                | Freight forwarding services   | 3                              | -  | -       | -  | -                      |         |
| H52292                | Customs brokerage (ship and aircraft)                                   | }                              |  |         |  |                        |         |
| VII - Central Visayas |   |                                | 76   | 935,796 | 28,000   | 40,623                 | 500,175 |
| H49203                | Local bus line operation  |                                | 3  | -       | -  | -                      |         |

TABLE 6a Number of Establishments and Capital Expenditures by Type of Tangible Fixed Assets for Transportation and Storage Establishments with Total Employment of 20 and Over by Region and Industry Sub-Class: Philippines, 2010 *(Continued)*

(Value in thousand pesos. Details may not add up to total due to rounding and/or statistical disclosure control)

| 2009<br>PSIC<br>Code     | Region/<br>Industry Description                       | Number<br>of<br>Establishments | Capital Expenditures for Tangible Fixed Assets |        |  |                        |        |
|--------------------------|---|--------------------------------|--|--------|--|------------------------|--------|
|                          |   |                                | Total  | Land   | Buildings,<br>Other Structures<br>and Land<br>Improvements | Transport<br>Equipment |        |
|                          |   |                                |  |        |  |                        | (1)    |
| H49323                   | Public utility cars and taxicabs operation            | 5                              | 855  | -      | -  | -                      |        |
| H49331                   | Truck-for-hire operation (with driver)                | s                              | s  | s      | s  | s                      |        |
| H49332                   | Freight truck operation                               | 11                             | 17,976   | -      | -  | 17,379                 |        |
| H50112                   | Interisland water passenger transport                 | 22                             | 506,977  | 28,000 | 4,039  | 395,536                |        |
| H50121                   | Ocean freight transport                               | }                              | 10   | 74,106 | -  | 1,359                  | 72,337 |
| H50122                   | Interisland water freight transport                   |                                |  |        |  |                        |        |
| H50210                   | Inland passenger water transport                      | s                              | s  | s      | s  | s                      |        |
| H50220                   | Inland freight water transport                        | s                              | s  | s      | s  | s                      |        |
| H51103                   | Non-scheduled air passenger transport                 | s                              | s  | s      | s  | s                      |        |
| H51203                   | Non-scheduled air freight transport                   | s                              | s  | s      | s  | s                      |        |
| H52104                   | Cold storage  | s                              | s  | s      | s  | s                      |        |
| H52211                   | Freight terminal facilities for trucking companies    | s                              | s  | s      | s  | s                      |        |
| H52220                   | Service activities incidental to water transportation | 8                              | 239,464  | -      | -  | 5,151                  |        |
| H52243                   | Cargo handling, auxiliary activity to water transport | s                              | s  | s      | s  | s                      |        |
| H52291                   | Freight forwarding services                           | 4                              | -  | -      | -  | -                      |        |
| H52292                   | Customs brokerage (ship and aircraft)                 | }                              | 3  | 24,867 | -  | 5,024                  | 1,684  |
| H52293                   | Logistics services                                    |                                |  |        |  |                        |        |
| H53202                   | Messenger service                                     | s                              | s  | s      | s  | s                      |        |
| VIII - Eastern Visayas   |   | 14                             | 11,804   | -      | 1,783  | 7,233                  |        |
| H49201                   | Inter-urban bus line operation                        | }                              | 4  | -      | -  | -                      |        |
| H49203                   | Local bus line operation                              |                                |  |        |  |                        |        |
| H49204                   | Chartered buses operation (e.g. tourist buses)        |                                |  |        |  |                        |        |
| H50112                   | Interisland water passenger transport                 | s                              | s  | s      | s  | s                      |        |
| H50122                   | Interisland water freight transport                   | s                              | s  | s      | s  | s                      |        |
| H52109                   | Storage and warehousing, n.e.c.                       | s                              | s  | s      | s  | s                      |        |
| H52220                   | Service activities incidental to water transportation | }                              | 7  | 11,803 | -  | 1,783                  | 7,233  |
| H52243                   | Cargo handling, auxiliary activity to water transport |                                |  |        |  |                        |        |
| IX - Zamboanga Peninsula |   | 9                              | 6,464  | -      | -  | -                      |        |
| H50112                   | Interisland water passenger transport                 | 5                              | -  | -      | -  | -                      |        |
| H52220                   | Service activities incidental to water transportation | }                              | 4  | 6,464  | -  | -                      | -      |
| H52243                   | Cargo handling, auxiliary activity to water transport |                                |  |        |  |                        |        |

TABLE 6a Number of Establishments and Capital Expenditures by Type of Tangible Fixed Assets for Transportation and Storage Establishments with Total Employment of 20 and Over by Region and Industry Sub-Class: Philippines, 2010 *(Continued)*

(Value in thousand pesos. Details may not add up to total due to rounding and/or statistical disclosure control)

| 2009<br>PSIC<br>Code  | Region/<br>Industry Description                                 | Number<br>of<br>Establishments | Capital Expenditures for Tangible Fixed Assets |           |  |                        |         |
|-----------------------|---|--------------------------------|--|-----------|--|------------------------|---------|
|                       |   |                                | Total  | Land      | Buildings,<br>Other Structures<br>and Land<br>Improvements | Transport<br>Equipment |         |
|                       |   | (1)                            | (2)  | (3)       | (4)  | (5)                    |         |
| X - Northern Mindanao |   | 27                             | 28,999   | 1,173     | 1,019  | 11,484                 |         |
| H49201                | Inter-urban bus line operation                                  | 3                              | -  | -         | -  | -                      |         |
| H49204                | Chartered buses operation (e.g. tourist buses)                  | s                              | s  | s         | s  | s                      |         |
| H49332                | Freight truck operation   | 8                              | 1,413  | -         | 377  | 679                    |         |
| H50112                | Interisland water passenger transport                           | s                              | s  | s         | s  | s                      |         |
| H52220                | Service activities incidental to water transportation           | 8                              | -  | -         | -  | -                      |         |
| H52243                | Cargo handling, auxiliary activity to water transport           | 3                              | 12,051   | -         | 642  | 629                    |         |
| H52291                | Freight forwarding services                                     | s                              | s  | s         | s  | s                      |         |
| H52292                | Customs brokerage (ship and aircraft)                           | s                              | s  | s         | s  | s                      |         |
| XI - Davao Region     |   | 30                             | 270,829  | -         | 12,820   | 194,504                |         |
| H49202                | Urban and suburban bus line operation                           | }                              | 7  | 100,363   | -  | -                      | 100,363 |
| H49203                | Local bus line operation  |                                |  |           |  |                        |         |
| H49323                | Public utility cars and taxicabs operation                      | s                              | s  | s         | s  | s                      |         |
| H49332                | Freight truck operation   | 9                              | 70,977   | -         | 49   | 69,693                 |         |
| H50123                | Towing and pushing services on coastal and trans-oceanic waters | s                              | s  | s         | s  | s                      |         |
| H52103                | Customs bonded warehouses                                       | s                              | s  | s         | s  | s                      |         |
| H52220                | Service activities incidental to water transportation           | 8                              | 75,100   | -         | 12,770   | 14,429                 |         |
| H52291                | Freight forwarding services                                     | }                              | 3  | 24,388    | -  | -                      | 10,018  |
| H52292                | Customs brokerage (ship and aircraft)                           |                                |  |           |  |                        |         |
| XII - SOCCSKSARGEN    |   | a/ 15                          | a/ 71,727                                      | a/ 17,450 | a/ 24,083  | a/ 17,004              |         |
| H49201                | Inter-urban bus line operation                                  | s                              | s  | s         | s  | s                      |         |
| H49332                | Freight truck operation   | 5                              | 8,524  | -         | -  | 8,400                  |         |
| H50122                | Interisland water freight transport                             | s                              | s  | s         | s  | s                      |         |
| H52104                | Cold storage  | s                              | s  | s         | s  | s                      |         |
| H52220                | Service activities incidental to water transportation           | b/ 4                           | b/ 4,466                                       | b/ -      | b/ 2,377   | b/ -                   |         |
| H52243                | Cargo handling, auxiliary activity to water transport           | s                              | s  | s         | s  | s                      |         |
| H52291                | Freight forwarding services                                     | s                              | s  | s         | s  | s                      |         |

TABLE 6a Number of Establishments and Capital Expenditures by Type of Tangible Fixed Assets for Transportation and Storage Establishments with Total Employment of 20 and Over by Region and Industry Sub-Class: Philippines, 2010 *(Continued)*

(Value in thousand pesos. Details may not add up to total due to rounding and/or statistical disclosure control)

| 2009<br>PSIC<br>Code | Region/<br>Industry Description                       | Number<br>of<br>Establishments | Capital Expenditures for Tangible Fixed Assets |           |  |                        |
|----------------------|---|--------------------------------|--|-----------|--|------------------------|
|                      |   |                                | Total  | Land      | Buildings,<br>Other Structures<br>and Land<br>Improvements | Transport<br>Equipment |
|                      |   | (1)                            | (2)  | (3)       | (4)  | (5)                    |
|                      | <b>XIII - Caraga</b>                                  | <b>5</b>                       | <b>617</b>                                     | -         | -  | -                      |
| H49331               | Truck-for-hire operation (with driver)                | s                              | s  | s         | s  | s                      |
| H49332               | Freight truck operation                               | s                              | s  | s         | s  | s                      |
| H52220               | Service activities incidental to water transportation | s                              | s  | s         | s  | s                      |
|                      | <b>Autonomous Region in Muslim Mindanao</b>           | <i>c/</i>                      | <i>c/</i>                                      | <i>c/</i> | <i>c/</i>  | <i>c/</i>              |
| H52220               | Service activities incidental to water transportation | <i>d/</i>                      | <i>d/</i>                                      | <i>d/</i> | <i>d/</i>  | <i>d/</i>              |

TABLE 6a Number of Establishments and Capital Expenditures by Type of Tangible Fixed Assets for Transportation and Storage Establishments with Total Employment of 20 and Over by Region and Industry Sub-Class: Philippines, 2010 *(Continued)*

(Value in thousand pesos. Details may not add up to total due to rounding and/or statistical disclosure control)

| 2009<br>PSIC<br>Code | Region/<br>Industry Description   | Capital Expenditures for Tangible Fixed Assets |                                  |           |                                |
|----------------------|---|--|----------------------------------|-----------|--------------------------------|
|                      |   | ICT Machinery<br>and Equipment                 | Other Machinery<br>and Equipment | Valuables | Other Tangible<br>Fixed Assets |
|                      |   | (6)  | (7)                              | (8)       | (9)                            |
|                      | <b>Philippines</b>  | <b>684,363</b>                                 | <b>9,597,779</b>                 | <b>-</b>  | <b>-</b>                       |
| H49111               | Inter-urban passenger railway transport }                                 |  |                                  |           |                                |
| H49112               | Urban and suburban railway transport }                                    | 7,138  | 206,394                          | -         | -                              |
| H49201               | Inter-urban bus line operation  | 7,650  | 3,824                            | -         | -                              |
| H49202               | Urban and suburban bus line operation                                     | 6  | 291                              | -         | -                              |
| H49203               | Local bus line operation  | -  | -                                | -         | -                              |
| H49204               | Chartered buses operation (e.g. tourist buses)                            | 5,972  | 5,100                            | -         | -                              |
| H49205               | Operation of school buses/shuttle   | 704  | 827                              | -         | -                              |
| H49310               | Urban or suburban passenger land transport,<br>except by railways and bus | s  | s                                | s         | s                              |
| H49323               | Public utility cars and taxicabs operation }                              | 320  | 734                              | -         | -                              |
| H49324               | Chartered cars operation (rent-a-car) }                                   |  |                                  |           |                                |
| H49331               | Truck-for-hire operation (with driver)                                    | -  | -                                | -         | -                              |
| H49332               | Freight truck operation   | 2,693  | 7,298                            | -         | -                              |
| H49339               | Freight transport operation, by road, n.e.c.                              | s  | s                                | s         | s                              |
| H49400               | Transport via pipeline  | s  | s                                | s         | s                              |
| H50111               | Ocean passenger transport   | s  | s                                | s         | s                              |
| H50112               | Interisland water passenger transport                                     | 90,722   | 208,091                          | -         | -                              |
| H50113               | Renting of ship with operator   | s  | s                                | s         | s                              |
| H50121               | Ocean freight transport   | 1,042  | -                                | -         | -                              |
| H50122               | Interisland water freight transport                                       | 24,338   | 64,825                           | -         | -                              |
| H50123               | Towing and pushing services on coastal and trans-<br>oceanic waters       | s  | s                                | s         | s                              |
| H50210               | Inland passenger water transport }  | -  | 130                              | -         | -                              |
| H50220               | Inland freight water transport }  |  |                                  |           |                                |
| H51101               | Domestic air passenger transport }  | 20,104   | 8,100,430                        | -         | -                              |
| H51102               | International air passenger transport }                                   |  |                                  |           |                                |
| H51103               | Non-scheduled air passenger transport                                     | 468  | 3,439                            | -         | -                              |
| H51203               | Non-scheduled air freight transport                                       | s  | s                                | s         | s                              |
| H52101               | General bonded warehouses except grain warehouse }                        |  |                                  |           |                                |
| H52103               | Customs bonded warehouses }   | 1,144  | 17,822                           | -         | -                              |
| H52104               | Cold storage  | 34,983   | 118,137                          | -         | -                              |
| H52109               | Storage and warehousing, n.e.c.   | 1,095  | 125,624                          | -         | -                              |
| H52211               | Freight terminal facilities for trucking companies                        | s  | s                                | s         | s                              |
| H52212               | Operation of parking lots   | 1,022  | 5,540                            | -         | -                              |
| H52213               | Operation of toll roads and bridges                                       | 24,013   | 23,854                           | -         | -                              |
| H52219               | Other supporting land transport activities, n.e.c.                        | s  | s                                | s         | s                              |
| H52220               | Service activities incidental to water transportation                     | 43,523   | 402,789                          | -         | -                              |
| H52230               | Service activities incidental to air transportation                       | 10,584   | 12,302                           | -         | -                              |

TABLE 6a Number of Establishments and Capital Expenditures by Type of Tangible Fixed Assets for Transportation and Storage Establishments with Total Employment of 20 and Over by Region and Industry Sub-Class: Philippines, 2010 *(Continued)*

(Value in thousand pesos. Details may not add up to total due to rounding and/or statistical disclosure control)

| 2009<br>PSIC<br>Code           | Region/<br>Industry Description  | Capital Expenditures for Tangible Fixed Assets |                                  |           |                                |
|--------------------------------|--|--|----------------------------------|-----------|--------------------------------|
|                                |  | ICT Machinery<br>and Equipment                 | Other Machinery<br>and Equipment | Valuables | Other Tangible<br>Fixed Assets |
|                                |  | (6)  | (7)                              | (8)       | (9)                            |
| H52241                         | Containerized cargo handling, auxiliary activity to land transport     | 26,508   | 10,913                           | -         | -                              |
| H52242                         | Non-containerized cargo handling, auxiliary activity to land transport | S  | S                                | S         | S                              |
| H52243                         | Cargo handling, auxiliary activity to water transport                  | 18,035   | 21,817                           | -         | -                              |
| H52244                         | Cargo handling, auxiliary activity to air transport                    |  |                                  |           |                                |
| H52291                         | Freight forwarding services  | 160,617  | 52,690                           | -         | -                              |
| H52292                         | Customs brokerage (ship and aircraft)                                  | 4,043  | 12,233                           | -         | -                              |
| H52293                         | Logistics services   | 64,697   | 30,032                           | -         | -                              |
| H53202                         | Messenger service  | 131,442  | 72,303                           | -         | -                              |
| <b>National Capital Region</b> |  | <b>589,682</b>                                 | <b>9,098,878</b>                 | -         | -                              |
| H49111                         | Inter-urban passenger railway transport                                |  |                                  |           |                                |
| H49112                         | Urban and suburban railway transport                                   | 7,138  | 206,394                          | -         | -                              |
| H49201                         | Inter-urban bus line operation   | 5,571  | 2,734                            | -         | -                              |
| H49202                         | Urban and suburban bus line operation                                  | 6  | 291                              | -         | -                              |
| H49203                         | Local bus line operation   | -  | -                                | -         | -                              |
| H49204                         | Chartered buses operation (e.g. tourist buses)                         | 5,972  | 5,100                            | -         | -                              |
| H49205                         | Operation of school buses/shuttle                                      | 704  | 827                              | -         | -                              |
| H49323                         | Public utility cars and taxicabs operation                             | 178  | 21                               | -         | -                              |
| H49324                         | Chartered cars operation (rent-a-car)                                  |  |                                  |           |                                |
| H49331                         | Truck-for-hire operation (with driver)                                 | S  | S                                | S         | S                              |
| H49332                         | Freight truck operation  | 1,609  | 2,804                            | -         | -                              |
| H49339                         | Freight transport operation, by road, n.e.c.                           | S  | S                                | S         | S                              |
| H49400                         | Transport via pipeline   | S  | S                                | S         | S                              |
| H50111                         | Ocean passenger transport  |  |                                  |           |                                |
| H50112                         | Interisland water passenger transport                                  | 83,988   | 134,011                          | -         | -                              |
| H50113                         | Renting of ship with operator  | S  | S                                | S         | S                              |
| H50121                         | Ocean freight transport  | 1,042  | -                                | -         | -                              |
| H50122                         | Interisland water freight transport                                    | 24,272   | 61,218                           | -         | -                              |
| H50123                         | Towing and pushing services on coastal and trans-oceanic waters        | S  | S                                | S         | S                              |
| H50210                         | Inland passenger water transport                                       | S  | S                                | S         | S                              |
| H51101                         | Domestic air passenger transport                                       | 20,104   | 8,100,430                        | -         | -                              |
| H51102                         | International air passenger transport                                  |  |                                  |           |                                |
| H51103                         | Non-scheduled air passenger transport                                  | 260  | 3,351                            | -         | -                              |
| H52103                         | Customs bonded warehouses  | 193  | 17,581                           | -         | -                              |
| H52104                         | Cold storage   | 22,644   | 65,710                           | -         | -                              |

TABLE 6a Number of Establishments and Capital Expenditures by Type of Tangible Fixed Assets for Transportation and Storage Establishments with Total Employment of 20 and Over by Region and Industry Sub-Class: Philippines, 2010 *(Continued)*

(Value in thousand pesos. Details may not add up to total due to rounding and/or statistical disclosure control)

| 2009<br>PSIC<br>Code                    | Region/<br>Industry Description                                       | Capital Expenditures for Tangible Fixed Assets |                                  |           |                                |
|---|---|--|----------------------------------|-----------|--------------------------------|
|   |   | ICT Machinery<br>and Equipment                 | Other Machinery<br>and Equipment | Valuables | Other Tangible<br>Fixed Assets |
|   |   | (6)  | (7)                              | (8)       | (9)                            |
| H52109                                  | Storage and warehousing, n.e.c.                                       | 53   | 124,601                          | -         | -                              |
| H52211                                  | Freight terminal facilities for trucking companies                    | S  | S                                | S         | S                              |
| H52212                                  | Operation of parking lots   | 1,022  | 5,540                            | -         | -                              |
| H52213                                  | Operation of toll roads and bridges                                   | 24,013   | 23,854                           | -         | -                              |
| H52219                                  | Other supporting land transport activities, n.e.c.                    | S  | S                                | S         | S                              |
| H52220                                  | Service activities incidental to water transportation                 | 37,635   | 103,387                          | -         | -                              |
| H52230                                  | Service activities incidental to air transportation                   | S  | S                                | S         | S                              |
| H52241                                  | Containerized cargo handling, auxiliary activity to<br>land transport | 27,649   | 20,223                           | -         | -                              |
| H52244                                  | Cargo handling, auxiliary activity to air transport                   |  |                                  |           |                                |
| H52291                                  | Freight forwarding services   | 160,427  | 35,015                           | -         | -                              |
| H52292                                  | Customs brokerage (ship and aircraft)                                 | 4,043  | 11,309                           | -         | -                              |
| H52293                                  | Logistics services  | 28,686   | 15,334                           | -         | -                              |
| H53202                                  | Messenger service   | 131,442  | 71,172                           | -         | -                              |
| <b>Cordillera Administrative Region</b> |   | -  | -                                | -         | -                              |
| H49201                                  | Inter-urban bus line operation  | -  | -                                | -         | -                              |
| H49203                                  | Local bus line operation  |  |                                  |           |                                |
| <b>I-Ilocos Region</b>                  |   | -  | -                                | -         | -                              |
| H49201                                  | Inter-urban bus line operation  | S  | S                                | S         | S                              |
| H49204                                  | Chartered buses operation (e.g. tourist buses)                        | S  | S                                | S         | S                              |
| H49332                                  | Freight truck operation   | S  | S                                | S         | S                              |
| H52104                                  | Cold storage  | S  | S                                | S         | S                              |
| <b>II - Cagayan Valley</b>              |   | <b>59</b>                                      | <b>54</b>                        | -         | -                              |
| H49201                                  | Inter-urban bus line operation  | S  | S                                | S         | S                              |
| H50122                                  | Interisland water freight transport                                   | S  | S                                | S         | S                              |
| <b>III - Central Luzon</b>              |   | <b>17,496</b>                                  | <b>27,448</b>                    | -         | -                              |
| H49201                                  | Inter-urban bus line operation  | 2,005  | 73                               | -         | -                              |

TABLE 6a Number of Establishments and Capital Expenditures by Type of Tangible Fixed Assets for Transportation and Storage Establishments with Total Employment of 20 and Over by Region and Industry Sub-Class: Philippines, 2010 *(Continued)*

(Value in thousand pesos. Details may not add up to total due to rounding and/or statistical disclosure control)

| 2009<br>PSIC<br>Code    | Region/<br>Industry Description   | Capital Expenditures for Tangible Fixed Assets |                                  |           |                                |
|-------------------------|---|--|----------------------------------|-----------|--------------------------------|
|                         |   | ICT Machinery<br>and Equipment                 | Other Machinery<br>and Equipment | Valuables | Other Tangible<br>Fixed Assets |
|                         |   | (6)  | (7)                              | (8)       | (9)                            |
| H49203                  | Local bus line operation }  | -  | -                                | -         | -                              |
| H49204                  | Chartered buses operation (e.g. tourist buses) }                          |  |                                  |           |                                |
| H49332                  | Freight truck operation   | 589  | 1,893                            | -         | -                              |
| H51101                  | Domestic air passenger transport  | S  | S                                | S         | S                              |
| H52101                  | General bonded warehouses except grain warehouse                          | S  | S                                | S         | S                              |
| H52109                  | Storage and warehousing, n.e.c.   | S  | S                                | S         | S                              |
| H52230                  | Service activities incidental to air transportation }                     |  |                                  |           |                                |
| H52241                  | Containerized cargo handling, auxiliary activity<br>to land transport }   | 13,951   | 24,576                           | -         | -                              |
| H52244                  | Cargo handling, auxiliary activity to air transport }                     |  |                                  |           |                                |
| H52291                  | Freight forwarding services }   |  |                                  |           |                                |
| H52292                  | Customs brokerage (ship and aircraft) }                                   | -  | 365                              | -         | -                              |
| H52293                  | Logistics services }  |  |                                  |           |                                |
| <b>IVA - CALABARZON</b> |   | <b>40,044</b>                                  | <b>23,468</b>                    | <b>-</b>  | <b>-</b>                       |
| H49201                  | Inter-urban bus line operation  | 59   | -                                | -         | -                              |
| H49202                  | Urban and suburban bus line operation                                     | -  | -                                | -         | -                              |
| H49203                  | Local bus line operation  | -  | -                                | -         | -                              |
| H49204                  | Chartered buses operation (e.g. tourist buses) }                          |  |                                  |           |                                |
| H49205                  | Operation of school buses/shuttle }                                       | -  | -                                | -         | -                              |
| H49310                  | Urban or suburban passenger land transport, except<br>by railways and bus | S  | S                                | S         | S                              |
| H49332                  | Freight truck operation   | -  | -                                | -         | -                              |
| H50112                  | Interisland water passenger transport }                                   |  |                                  |           |                                |
| H50122                  | Interisland water freight transport }                                     | 1,408  | 3,585                            | -         | -                              |
| H52104                  | Cold storage }  | 10,234   | 15,344                           | -         | -                              |
| H52109                  | Storage and warehousing, n.e.c. }   |  |                                  |           |                                |
| H52220                  | Service activities incidental to water transportation                     | 185  | 145                              | -         | -                              |
| H52243                  | Cargo handling, auxiliary activity to water transport                     | S  | S                                | S         | S                              |
| H52291                  | Freight forwarding services }   |  |                                  |           |                                |
| H52293                  | Logistics services }  | 28,158   | 4,392                            | -         | -                              |
| <b>IVB - MIMAROPA</b>   |   | <b>-</b>                                       | <b>14</b>                        | <b>-</b>  | <b>-</b>                       |
| H49203                  | Local bus line operation  | S  | S                                | S         | S                              |
| H50122                  | Interisland water freight transport                                       | S  | S                                | S         | S                              |
| H52220                  | Service activities incidental to water transportation                     | -  | -                                | -         | -                              |

TABLE 6a Number of Establishments and Capital Expenditures by Type of Tangible Fixed Assets for Transportation and Storage Establishments with Total Employment of 20 and Over by Region and Industry Sub-Class: Philippines, 2010 *(Continued)*

(Value in thousand pesos. Details may not add up to total due to rounding and/or statistical disclosure control)

| 2009<br>PSIC<br>Code         | Region/<br>Industry Description  | Capital Expenditures for Tangible Fixed Assets |                                  |           |                                |
|------------------------------|--|--|----------------------------------|-----------|--------------------------------|
|                              |  | ICT Machinery<br>and Equipment                 | Other Machinery<br>and Equipment | Valuables | Other Tangible<br>Fixed Assets |
|                              |  | (6)  | (7)                              | (8)       | (9)                            |
| H52242                       | Non- containerized cargo handling, auxiliary activity<br>to land transport | s  | s                                | s         | s                              |
| <b>V - Bicol Region</b>      |  | <b>206</b>                                     | <b>14,003</b>                    | -         | -                              |
| H49201                       | Inter-urban bus line operation }   |  |                                  |           |                                |
| H49203                       | Local bus line operation }   | -  | -                                | -         | -                              |
| H49332                       | Freight truck operation  | s  | s                                | s         | s                              |
| H50112                       | Interisland water passenger transport                                      | s  | s                                | s         | s                              |
| H50122                       | Interisland water freight transport  | s  | s                                | s         | s                              |
| H50210                       | Inland passenger water transport   | s  | s                                | s         | s                              |
| H52220                       | Service activities incidental to water transportation                      | 206  | 13,540                           | -         | -                              |
| H52291                       | Freight forwarding services  | s  | s                                | s         | s                              |
| <b>VI - Western Visayas</b>  |  | <b>645</b>                                     | <b>1,261</b>                     | -         | -                              |
| H49201                       | Inter-urban bus line operation }   |  |                                  |           |                                |
| H49203                       | Local bus line operation }   | 15   | 1,017                            | -         | -                              |
| H49204                       | Chartered buses operation (e.g. tourist buses) }                           |  |                                  |           |                                |
| H49332                       | Freight truck operation  | 209  | 111                              | -         | -                              |
| H50112                       | Interisland water passenger transport }                                    |  |                                  |           |                                |
| H50122                       | Interisland water freight transport }                                      | 395  | 133                              | -         | -                              |
| H50210                       | Inland passenger water transport   | s  | s                                | s         | s                              |
| H52109                       | Storage and warehousing, n.e.c.  | s  | s                                | s         | s                              |
| H52220                       | Service activities incidental to water transportation                      | 25   | -                                | -         | -                              |
| H52291                       | Freight forwarding services }  | -  | -                                | -         | -                              |
| H52292                       | Customs brokerage (ship and aircraft) }                                    |  |                                  |           |                                |
| <b>VII - Central Visayas</b> |  | <b>18,998</b>                                  | <b>348,000</b>                   | -         | -                              |
| H49203                       | Local bus line operation   | -  | -                                | -         | -                              |
| H49323                       | Public utility cars and taxicabs operation                                 | 142  | 713                              | -         | -                              |
| H49331                       | Truck-for-hire operation (with driver)                                     | s  | s                                | s         | s                              |
| H49332                       | Freight truck operation  | 176  | 421                              | -         | -                              |
| H50112                       | Interisland water passenger transport                                      | 5,030  | 74,371                           | -         | -                              |
| H50121                       | Ocean freight transport }  |  |                                  |           |                                |
| H50122                       | Interisland water freight transport }                                      | 7  | 402                              | -         | -                              |

TABLE 6a Number of Establishments and Capital Expenditures by Type of Tangible Fixed Assets for Transportation and Storage Establishments with Total Employment of 20 and Over by Region and Industry Sub-Class: Philippines, 2010 *(Continued)*

(Value in thousand pesos. Details may not add up to total due to rounding and/or statistical disclosure control)

| 2009<br>PSIC<br>Code            | Region/<br>Industry Description                       | Capital Expenditures for Tangible Fixed Assets |                                  |           |                                |
|---------------------------------|---|--|----------------------------------|-----------|--------------------------------|
|                                 |   | ICT Machinery<br>and Equipment                 | Other Machinery<br>and Equipment | Valuables | Other Tangible<br>Fixed Assets |
|                                 |   | (6)  | (7)                              | (8)       | (9)                            |
| H50210                          | Inland passenger water transport                      | S  | S                                | S         | S                              |
| H50220                          | Inland freight water transport                        | S  | S                                | S         | S                              |
| H51103                          | Non-scheduled air passenger transport                 | S  | S                                | S         | S                              |
| H51203                          | Non-scheduled air freight transport                   | S  | S                                | S         | S                              |
| H52104                          | Cold storage  | S  | S                                | S         | S                              |
| H52211                          | Freight terminal facilities for trucking companies    | S  | S                                | S         | S                              |
| H52220                          | Service activities incidental to water transportation | 2,295  | 232,018                          | -         | -                              |
| H52243                          | Cargo handling, auxiliary activity to water transport | S  | S                                | S         | S                              |
| H52291                          | Freight forwarding services                           | -  | -                                | -         | -                              |
| H52292                          | Customs brokerage (ship and aircraft)                 | }  | }                                | }         | }                              |
| H52293                          | Logistics services                                    |  |                                  |           |                                |
| H53202                          | Messenger service                                     | S  | S                                | S         | S                              |
| <b>VIII - Eastern Visayas</b>   |   | <b>2,748</b>                                   | <b>39</b>                        | <b>-</b>  | <b>-</b>                       |
| H49201                          | Inter-urban bus line operation                        | }  | }                                | }         | }                              |
| H49203                          | Local bus line operation                              |  |                                  |           |                                |
| H49204                          | Chartered buses operation (e.g. tourist buses)        |  |                                  |           |                                |
| H50112                          | Interisland water passenger transport                 | S  | S                                | S         | S                              |
| H50122                          | Interisland water freight transport                   | S  | S                                | S         | S                              |
| H52109                          | Storage and warehousing, n.e.c.                       | S  | S                                | S         | S                              |
| H52220                          | Service activities incidental to water transportation | }  | }                                | }         | }                              |
| H52243                          | Cargo handling, auxiliary activity to water transport |  |                                  |           |                                |
| <b>IX - Zamboanga Peninsula</b> |   | <b>60</b>                                      | <b>6,404</b>                     | <b>-</b>  | <b>-</b>                       |
| H50112                          | Interisland water passenger transport                 | -  | -                                | -         | -                              |
| H52220                          | Service activities incidental to water transportation | }  | }                                | }         | }                              |
| H52243                          | Cargo handling, auxiliary activity to water transport |  |                                  |           |                                |
| <b>X - Northern Mindanao</b>    |   | <b>11,104</b>                                  | <b>4,220</b>                     | <b>-</b>  | <b>-</b>                       |
| H49201                          | Inter-urban bus line operation                        | -  | -                                | -         | -                              |
| H49204                          | Chartered buses operation (e.g. tourist buses)        | S  | S                                | S         | S                              |
| H49332                          | Freight truck operation                               | -  | 356                              | -         | -                              |
| H50112                          | Interisland water passenger transport                 | S  | S                                | S         | S                              |
| H52220                          | Service activities incidental to water transportation | -  | -                                | -         | -                              |

TABLE 6a Number of Establishments and Capital Expenditures by Type of Tangible Fixed Assets for Transportation and Storage Establishments with Total Employment of 20 and Over by Region and Industry Sub-Class: Philippines, 2010 *(Concluded)*

(Value in thousand pesos. Details may not add up to total due to rounding and/or statistical disclosure control)

| 2009<br>PSIC<br>Code                        | Region/<br>Industry Description                                 | Capital Expenditures for Tangible Fixed Assets |                                  |             |                                |
|---|---|--|----------------------------------|-------------|--------------------------------|
|   |   | ICT Machinery<br>and Equipment                 | Other Machinery<br>and Equipment | Valuables   | Other Tangible<br>Fixed Assets |
|   |   | (6)  | (7)                              | (8)         | (9)                            |
| H52243                                      | Cargo handling, auxiliary activity to water transport           | 10,780   | -                                | -           | -                              |
| H52291                                      | Freight forwarding services                                     | s  | s                                | s           | s                              |
| H52292                                      | Customs brokerage (ship and aircraft)                           | s  | s                                | s           | s                              |
| <b>XI - Davao Region</b>                    |   | <b>2,697</b>                                   | <b>60,808</b>                    | <b>-</b>    | <b>-</b>                       |
| H49202                                      | Urban and suburban bus line operation                           | }  |                                  |             |                                |
| H49203                                      | Local bus line operation  |  | -                                | -           | -                              |
| H49323                                      | Public utility cars and taxicabs operation                      | s  | s                                | s           | s                              |
| H49332                                      | Freight truck operation   | -  | 1,235                            | -           | -                              |
| H50123                                      | Towing and pushing services on coastal and trans-oceanic waters | s  | s                                | s           | s                              |
| H52103                                      | Customs bonded warehouses                                       | s  | s                                | s           | s                              |
| H52220                                      | Service activities incidental to water transportation           | 2,697  | 45,203                           | -           | -                              |
| H52291                                      | Freight forwarding services                                     | }  | 14,371                           | -           | -                              |
| H52292                                      | Customs brokerage (ship and aircraft)                           |  |                                  |             |                                |
| <b>XII - SOCCSKSARGEN</b>                   |   | <b>a/ 625</b>                                  | <b>a/ 12,565</b>                 | <b>a/ -</b> | <b>a/ -</b>                    |
| H49201                                      | Inter-urban bus line operation                                  | s  | s                                | s           | s                              |
| H49332                                      | Freight truck operation   | 109  | 15                               | -           | -                              |
| H50122                                      | Interisland water freight transport                             | s  | s                                | s           | s                              |
| H52104                                      | Cold storage  | s  | s                                | s           | s                              |
| H52220                                      | Service activities incidental to water transportation           | b/ 421   | b/ 1,668                         | b/ -        | b/ -                           |
| H52243                                      | Cargo handling, auxiliary activity to water transport           | s  | s                                | s           | s                              |
| H52291                                      | Freight forwarding services                                     | s  | s                                | s           | s                              |
| <b>XIII - Caraga</b>                        |   | <b>-</b>                                       | <b>617</b>                       | <b>-</b>    | <b>-</b>                       |
| H49331                                      | Truck-for-hire operation (with driver)                          | s  | s                                | s           | s                              |
| H49332                                      | Freight truck operation   | s  | s                                | s           | s                              |
| H52220                                      | Service activities incidental to water transportation           | s  | s                                | s           | s                              |
| <b>Autonomous Region in Muslim Mindanao</b> |   | <b>c/</b>                                      | <b>c/</b>                        | <b>c/</b>   | <b>c/</b>                      |
| H52220                                      | Service activities incidental to water transportation           | d/   | d/                               | d/          | d/                             |

a/ - Includes data of ARMM

b/ - Includes data H52220 of ARMM

c/ - Data combined with SOCCKSARGEN

d/ - Data combined with H52220 of SOCCKSARGEN

TABLE 6a.1 Number of Establishments and Capital Expenditures for Directly Imported Tangible Fixed Assets for Transportation and Storage Establishments with Total Employment of 20 and Over by Region and Industry Sub-Class: Philippines, 2010

(Value in thousand pesos. Details may not add up to total due to rounding and/or statistical disclosure control)

| 2009<br>PSIC<br>Code | Region/<br>Industry Description   | Number<br>of<br>Establishments | Directly Imported Tangible Fixed Assets |                        |                                      |  |           |                                      |
|----------------------|---|--------------------------------|---|------------------------|--------------------------------------|--|-----------|--------------------------------------|
|                      |   |                                | Total                                   | Transport<br>Equipment | ICT<br>Machinery<br>and<br>Equipment | Other<br>Machinery<br>and<br>Equipment | Valuables | Other<br>Tangible<br>Fixed<br>Assets |
|                      |   | (1)                            | (2)                                     | (3)                    | (4)                                  | (5)                                    | (6)       | (7)                                  |
|                      | Philippines   | 796                            | 66,321                                  | 66,321                 | -                                    | -                                      | -         | -                                    |
| H49111               | Inter-urban passenger railway transport                                   | }                              |   |                        |                                      |  | -         | -                                    |
| H49112               | Urban and suburban railway transport                                      | }                              | 3                                       | -                      | -                                    | -                                      | -         | -                                    |
| H49201               | Inter-urban bus line operation  |                                | 49                                      | -                      | -                                    | -                                      | -         | -                                    |
| H49202               | Urban and suburban bus line operation                                     |                                | 20                                      | -                      | -                                    | -                                      | -         | -                                    |
| H49203               | Local bus line operation  |                                | 31                                      | 15,451                 | 15,451                               | -                                      | -         | -                                    |
| H49204               | Chartered buses operation (e.g. tourist buses)                            |                                | 24                                      | -                      | -                                    | -                                      | -         | -                                    |
| H49205               | Operation of school buses/shuttle   |                                | 5                                       | -                      | -                                    | -                                      | -         | -                                    |
| H49310               | Urban or suburban passenger land transport,<br>except by railways and bus |                                | S                                       | S                      | S                                    | S                                      | S         | S                                    |
| H49323               | Public utility cars and taxicabs operation                                | }                              | 13                                      | -                      | -                                    | -                                      | -         | -                                    |
| H49324               | Chartered cars operation (rent-a-car)                                     | }                              |   |                        |                                      |  |           |                                      |
| H49331               | Truck-for-hire operation (with driver)                                    |                                | 4                                       | -                      | -                                    | -                                      | -         | -                                    |
| H49332               | Freight truck operation   |                                | 130                                     | -                      | -                                    | -                                      | -         | -                                    |
| H49339               | Freight transport operation, by road, n.e.c.                              |                                | S                                       | S                      | S                                    | S                                      | S         | S                                    |
| H49400               | Transport via pipeline  |                                | S                                       | S                      | S                                    | S                                      | S         | S                                    |
| H50111               | Ocean passenger transport   |                                | S                                       | S                      | S                                    | S                                      | S         | S                                    |
| H50112               | Interisland water passenger transport                                     |                                | 41                                      | 45,953                 | 45,953                               | -                                      | -         | -                                    |
| H50113               | Renting of ship with operator   |                                | S                                       | S                      | S                                    | S                                      | S         | S                                    |
| H50121               | Ocean freight transport   |                                | 13                                      | -                      | -                                    | -                                      | -         | -                                    |
| H50122               | Interisland water freight transport                                       |                                | 41                                      | -                      | -                                    | -                                      | -         | -                                    |
| H50123               | Towing and pushing services on coastal and trans-<br>oceanic waters       |                                | S                                       | S                      | S                                    | S                                      | S         | S                                    |
| H50210               | Inland passenger water transport  | }                              | 5                                       | -                      | -                                    | -                                      | -         | -                                    |
| H50220               | Inland freight water transport  | }                              |   |                        |                                      |  | -         | -                                    |
| H51101               | Domestic air passenger transport  | }                              | 4                                       | -                      | -                                    | -                                      | -         | -                                    |
| H51102               | International air passenger transport                                     | }                              |   |                        |                                      |  |           |                                      |
| H51103               | Non-scheduled air passenger transport                                     |                                | 6                                       | -                      | -                                    | -                                      | -         | -                                    |
| H51203               | Non-scheduled air freight transport                                       |                                | S                                       | S                      | S                                    | S                                      | S         | S                                    |
| H52101               | General bonded warehouses except grain warehouse                          | }                              |   |                        |                                      |  |           |                                      |
| H52103               | Customs bonded warehouses   | }                              | 7                                       | -                      | -                                    | -                                      | -         | -                                    |
| H52104               | Cold storage  |                                | 20                                      | -                      | -                                    | -                                      | -         | -                                    |
| H52109               | Storage and warehousing, n.e.c.   |                                | 9                                       | -                      | -                                    | -                                      | -         | -                                    |
| H52211               | Freight terminal facilities for trucking companies                        |                                | S                                       | S                      | S                                    | S                                      | S         | S                                    |
| H52212               | Operation of parking lots   |                                | 7                                       | -                      | -                                    | -                                      | -         | -                                    |
| H52213               | Operation of toll roads and bridges                                       |                                | 7                                       | -                      | -                                    | -                                      | -         | -                                    |
| H52219               | Other supporting land transport activities, n.e.c.                        |                                | S                                       | S                      | S                                    | S                                      | S         | S                                    |

TABLE 6a.1 Number of Establishments and Capital Expenditures for Directly Imported Tangible Fixed Assets for Transportation and Storage Establishments with Total Employment of 20 and Over by Region and Industry Sub-Class: Philippines, 2010 *(Continued)*

(Value in thousand pesos. Details may not add up to total due to rounding and/or statistical disclosure control)

| 2009<br>PSIC<br>Code    | Region/<br>Industry Description   | Number<br>of<br>Establishments | Directly Imported Tangible Fixed Assets |                        |                                      |  |           |                                      |
|-------------------------|---|--------------------------------|---|------------------------|--------------------------------------|--|-----------|--------------------------------------|
|                         |   |                                | Total                                   | Transport<br>Equipment | ICT<br>Machinery<br>and<br>Equipment | Other<br>Machinery<br>and<br>Equipment | Valuables | Other<br>Tangible<br>Fixed<br>Assets |
|                         |   |                                |   |                        |                                      |  |           |                                      |
| H52220                  | Service activities incidental to water transportation                   | 78                             | -                                       | -                      | -                                    | -                                      | -         | -                                    |
| H52230                  | Service activities incidental to air transportation                     | 3                              | 4,917                                   | 4,917                  | -                                    | -                                      | -         | -                                    |
| H52241                  | Containerized cargo handling, auxiliary activity to land transport      | 4                              | -                                       | -                      | -                                    | -                                      | -         | -                                    |
| H52242                  | Non- containerized cargo handling, auxiliary activity to land transport | S                              | S                                       | S                      | S                                    | S                                      | S         | S                                    |
| H52243                  | Cargo handling, auxiliary activity to water transport                   | }                              | 11                                      | -                      | -                                    | -                                      | -         | -                                    |
| H52244                  | Cargo handling, auxiliary activity to air transport                     |                                |   |                        |                                      |  |           |                                      |
| H52291                  | Freight forwarding services   | 121                            | -                                       | -                      | -                                    | -                                      | -         | -                                    |
| H52292                  | Customs brokerage (ship and aircraft)                                   | 46                             | -                                       | -                      | -                                    | -                                      | -         | -                                    |
| H52293                  | Logistics services  | 36                             | -                                       | -                      | -                                    | -                                      | -         | -                                    |
| H53202                  | Messenger service   | 45                             | -                                       | -                      | -                                    | -                                      | -         | -                                    |
| National Capital Region |   | 466                            | 66,321                                  | 66,321                 | -                                    | -                                      | -         | -                                    |
| H49111                  | Inter-urban passenger railway transport                                 | }                              |   |                        |                                      |  |           |                                      |
| H49112                  | Urban and suburban railway transport                                    |                                | 3                                       | -                      | -                                    | -                                      | -         | -                                    |
| H49201                  | Inter-urban bus line operation  |                                | 18                                      | -                      | -                                    | -                                      | -         | -                                    |
| H49202                  | Urban and suburban bus line operation                                   |                                | 16                                      | -                      | -                                    | -                                      | -         | -                                    |
| H49203                  | Local bus line operation  |                                | 4                                       | 15,451                 | 15,451                               | -                                      | -         | -                                    |
| H49204                  | Chartered buses operation (e.g. tourist buses)                          |                                | 18                                      | -                      | -                                    | -                                      | -         | -                                    |
| H49205                  | Operation of school buses/shuttle                                       |                                | 3                                       | -                      | -                                    | -                                      | -         | -                                    |
| H49323                  | Public utility cars and taxicabs operation                              | }                              | 7                                       | -                      | -                                    | -                                      | -         | -                                    |
| H49324                  | Chartered cars operation (rent-a-car)                                   |                                |   |                        |                                      |  |           |                                      |
| H49331                  | Truck-for-hire operation (with driver)                                  |                                | S                                       | S                      | S                                    | S                                      | S         | S                                    |
| H49332                  | Freight truck operation   |                                | 58                                      | -                      | -                                    | -                                      | -         | -                                    |
| H49339                  | Freight transport operation, by road, n.e.c.                            |                                | S                                       | S                      | S                                    | S                                      | S         | S                                    |
| H49400                  | Transport via pipeline  |                                | S                                       | S                      | S                                    | S                                      | S         | S                                    |
| H50111                  | Ocean passenger transport   | }                              |   |                        |                                      |  |           |                                      |
| H50112                  | Interisland water passenger transport                                   |                                | 9                                       | 45,953                 | 45,953                               | -                                      | -         | -                                    |
| H50113                  | Renting of ship with operator   |                                | S                                       | S                      | S                                    | S                                      | S         | S                                    |
| H50121                  | Ocean freight transport   |                                | 11                                      | -                      | -                                    | -                                      | -         | -                                    |
| H50122                  | Interisland water freight transport                                     |                                | 23                                      | -                      | -                                    | -                                      | -         | -                                    |
| H50123                  | Towing and pushing services on coastal and trans-oceanic waters         |                                | S                                       | S                      | S                                    | S                                      | S         | S                                    |
| H50210                  | Inland passenger water transport  |                                | S                                       | S                      | S                                    | S                                      | S         | S                                    |

TABLE 6a.1 Number of Establishments and Capital Expenditures for Directly Imported Tangible Fixed Assets for Transportation and Storage Establishments with Total Employment of 20 and Over by Region and Industry Sub-Class: Philippines, 2010 *(Continued)*

(Value in thousand pesos. Details may not add up to total due to rounding and/or statistical disclosure control)

| 2009<br>PSIC<br>Code                    | Region/<br>Industry Description                                    | Number<br>of<br>Establishments | Directly Imported Tangible Fixed Assets |                        |                                      |  |           |                                      |
|---|--|--------------------------------|---|------------------------|--------------------------------------|--|-----------|--------------------------------------|
|   |  |                                | Total                                   | Transport<br>Equipment | ICT<br>Machinery<br>and<br>Equipment | Other<br>Machinery<br>and<br>Equipment | Valuables | Other<br>Tangible<br>Fixed<br>Assets |
|   |  |                                | (1)                                     | (2)                    | (3)                                  | (4)                                    | (5)       | (6)                                  |
| H51101                                  | Domestic air passenger transport                                   | 3                              | -                                       | -                      | -                                    | -                                      | -         | -                                    |
| H51102                                  | International air passenger transport                              |                                |   |                        |                                      |  |           |                                      |
| H51103                                  | Non-scheduled air passenger transport                              | 5                              | -                                       | -                      | -                                    | -                                      | -         | -                                    |
| H52103                                  | Customs bonded warehouses  | 5                              | -                                       | -                      | -                                    | -                                      | -         | -                                    |
| H52104                                  | Cold storage   | 12                             | -                                       | -                      | -                                    | -                                      | -         | -                                    |
| H52109                                  | Storage and warehousing, n.e.c.                                    | 4                              | -                                       | -                      | -                                    | -                                      | -         | -                                    |
| H52211                                  | Freight terminal facilities for trucking companies                 | 5                              | 5                                       | 5                      | 5                                    | 5                                      | 5         | 5                                    |
| H52212                                  | Operation of parking lots  | 7                              | -                                       | -                      | -                                    | -                                      | -         | -                                    |
| H52213                                  | Operation of toll roads and bridges                                | 7                              | -                                       | -                      | -                                    | -                                      | -         | -                                    |
| H52219                                  | Other supporting land transport activities, n.e.c.                 | 5                              | 5                                       | 5                      | 5                                    | 5                                      | 5         | 5                                    |
| H52220                                  | Service activities incidental to water transportation              | 17                             | -                                       | -                      | -                                    | -                                      | -         | -                                    |
| H52230                                  | Service activities incidental to air transportation                | 5                              | 5                                       | 5                      | 5                                    | 5                                      | 5         | 5                                    |
| H52241                                  | Containerized cargo handling, auxiliary activity to land transport | 3                              | -                                       | -                      | -                                    | -                                      | -         | -                                    |
| H52244                                  | Cargo handling, auxiliary activity to air transport                |                                |   |                        |                                      |  |           |                                      |
| H52291                                  | Freight forwarding services  | 108                            | -                                       | -                      | -                                    | -                                      | -         | -                                    |
| H52292                                  | Customs brokerage (ship and aircraft)                              | 41                             | -                                       | -                      | -                                    | -                                      | -         | -                                    |
| H52293                                  | Logistics services   | 30                             | -                                       | -                      | -                                    | -                                      | -         | -                                    |
| H53202                                  | Messenger service  | 44                             | -                                       | -                      | -                                    | -                                      | -         | -                                    |
| <b>Cordillera Administrative Region</b> |  | <b>3</b>                       | <b>-</b>                                | <b>-</b>               | <b>-</b>                             | <b>-</b>                               | <b>-</b>  | <b>-</b>                             |
| H49201                                  | Inter-urban bus line operation                                     | 3                              | -                                       | -                      | -                                    | -                                      | -         | -                                    |
| H49203                                  | Local bus line operation   |                                |   |                        |                                      |  |           |                                      |
| <b>I-Ilocos Region</b>                  |  | <b>6</b>                       | <b>-</b>                                | <b>-</b>               | <b>-</b>                             | <b>-</b>                               | <b>-</b>  | <b>-</b>                             |
| H49201                                  | Inter-urban bus line operation                                     | 5                              | 5                                       | 5                      | 5                                    | 5                                      | 5         | 5                                    |
| H49204                                  | Chartered buses operation (e.g. tourist buses)                     | 5                              | 5                                       | 5                      | 5                                    | 5                                      | 5         | 5                                    |
| H49332                                  | Freight truck operation  | 5                              | 5                                       | 5                      | 5                                    | 5                                      | 5         | 5                                    |
| H52104                                  | Cold storage   | 5                              | 5                                       | 5                      | 5                                    | 5                                      | 5         | 5                                    |
| <b>II - Cagayan Valley</b>              |  | <b>3</b>                       | <b>-</b>                                | <b>-</b>               | <b>-</b>                             | <b>-</b>                               | <b>-</b>  | <b>-</b>                             |
| H49201                                  | Inter-urban bus line operation                                     | 5                              | 5                                       | 5                      | 5                                    | 5                                      | 5         | 5                                    |

TABLE 6a.1 Number of Establishments and Capital Expenditures for Directly Imported Tangible Fixed Assets for Transportation and Storage Establishments with Total Employment of 20 and Over by Region and Industry Sub-Class: Philippines, 2010 *(Continued)*

(Value in thousand pesos. Details may not add up to total due to rounding and/or statistical disclosure control)

| 2009<br>PSIC<br>Code       | Region/<br>Industry Description   | Number<br>of<br>Establishments | Directly Imported Tangible Fixed Assets |                        |                                      |  |           |                                      |
|----------------------------|---|--------------------------------|---|------------------------|--------------------------------------|--|-----------|--------------------------------------|
|                            |   |                                | Total                                   | Transport<br>Equipment | ICT<br>Machinery<br>and<br>Equipment | Other<br>Machinery<br>and<br>Equipment | Valuables | Other<br>Tangible<br>Fixed<br>Assets |
|                            |   |                                | (1)                                     | (2)                    | (3)                                  | (4)                                    | (5)       | (6)                                  |
| H50122                     | Interisland water freight transport                                       | S                              | S                                       | S                      | S                                    | S                                      | S         | S                                    |
| <b>III - Central Luzon</b> |   | <b>26</b>                      | -                                       | -                      | -                                    | -                                      | -         | -                                    |
| H49201                     | Inter-urban bus line operation  | 5                              | -                                       | -                      | -                                    | -                                      | -         | -                                    |
| H49203                     | Local bus line operation  | 3                              | -                                       | -                      | -                                    | -                                      | -         | -                                    |
| H49204                     | Chartered buses operation (e.g. tourist buses)                            |                                |   |                        |                                      |  |           |                                      |
| H49332                     | Freight truck operation   | 7                              | -                                       | -                      | -                                    | -                                      | -         | -                                    |
| H51101                     | Domestic air passenger transport  | S                              | S                                       | S                      | S                                    | S                                      | S         | S                                    |
| H52101                     | General bonded warehouses except grain warehouse                          | S                              | S                                       | S                      | S                                    | S                                      | S         | S                                    |
| H52109                     | Storage and warehousing, n.e.c.   | S                              | S                                       | S                      | S                                    | S                                      | S         | S                                    |
| H52230                     | Service activities incidental to air transportation                       |                                |   |                        |                                      |  |           |                                      |
| H52241                     | Containerized cargo handling, auxiliary activity<br>to land transport     | 5                              | -                                       | -                      | -                                    | -                                      | -         | -                                    |
| H52244                     | Cargo handling, auxiliary activity to air transport                       |                                |   |                        |                                      |  |           |                                      |
| H52291                     | Freight forwarding services   |                                |   |                        |                                      |  |           |                                      |
| H52292                     | Customs brokerage (ship and aircraft)                                     | 3                              | -                                       | -                      | -                                    | -                                      | -         | -                                    |
| H52293                     | Logistics services  |                                |   |                        |                                      |  |           |                                      |
| <b>IVA - CALABARZON</b>    |   | <b>60</b>                      | -                                       | -                      | -                                    | -                                      | -         | -                                    |
| H49201                     | Inter-urban bus line operation  | 10                             | -                                       | -                      | -                                    | -                                      | -         | -                                    |
| H49202                     | Urban and suburban bus line operation                                     | 3                              | -                                       | -                      | -                                    | -                                      | -         | -                                    |
| H49203                     | Local bus line operation  | 4                              | -                                       | -                      | -                                    | -                                      | -         | -                                    |
| H49204                     | Chartered buses operation (e.g. tourist buses)                            |                                |   |                        |                                      |  |           |                                      |
| H49205                     | Operation of school buses/shuttle   | 3                              | -                                       | -                      | -                                    | -                                      | -         | -                                    |
| H49310                     | Urban or suburban passenger land transport, except<br>by railways and bus | S                              | S                                       | S                      | S                                    | S                                      | S         | S                                    |
| H49332                     | Freight truck operation   | 21                             | -                                       | -                      | -                                    | -                                      | -         | -                                    |
| H50112                     | Interisland water passenger transport                                     |                                |   |                        |                                      |  |           |                                      |
| H50122                     | Interisland water freight transport                                       | 3                              | -                                       | -                      | -                                    | -                                      | -         | -                                    |
| H52104                     | Cold storage  | 7                              | -                                       | -                      | -                                    | -                                      | -         | -                                    |
| H52109                     | Storage and warehousing, n.e.c.   |                                |   |                        |                                      |  |           |                                      |
| H52220                     | Service activities incidental to water transportation                     | 3                              | -                                       | -                      | -                                    | -                                      | -         | -                                    |
| H52243                     | Cargo handling, auxiliary activity to water transport                     | S                              | S                                       | S                      | S                                    | S                                      | S         | S                                    |

TABLE 6a.1 Number of Establishments and Capital Expenditures for Directly Imported Tangible Fixed Assets for Transportation and Storage Establishments with Total Employment of 20 and Over by Region and Industry Sub-Class: Philippines, 2010 *(Continued)*

(Value in thousand pesos. Details may not add up to total due to rounding and/or statistical disclosure control)

| 2009<br>PSIC<br>Code        | Region/<br>Industry Description   | Number<br>of<br>Establishments | Directly Imported Tangible Fixed Assets |                        |                                      |  |           |                                      |
|-----------------------------|---|--------------------------------|---|------------------------|--------------------------------------|--|-----------|--------------------------------------|
|                             |   |                                | Total                                   | Transport<br>Equipment | ICT<br>Machinery<br>and<br>Equipment | Other<br>Machinery<br>and<br>Equipment | Valuables | Other<br>Tangible<br>Fixed<br>Assets |
|                             |   |                                | (1)                                     | (2)                    | (3)                                  | (4)                                    | (5)       | (6)                                  |
| H52291                      | Freight forwarding services   | }                              |   |                        |                                      |  |           |                                      |
| H52293                      | Logistics services  | }                              | 4                                       | -                      | -                                    | -                                      | -         | -                                    |
| <b>IVB - MIMAROPA</b>       |   |                                | <b>10</b>                               | -                      | -                                    | -                                      | -         | -                                    |
| H49203                      | Local bus line operation  |                                | S                                       | S                      | S                                    | S                                      | S         | S                                    |
| H50122                      | Interisland water freight transport                                     |                                | S                                       | S                      | S                                    | S                                      | S         | S                                    |
| H52220                      | Service activities incidental to water transportation                   |                                | 7                                       | -                      | -                                    | -                                      | -         | -                                    |
| H52242                      | Non- containerized cargo handling, auxiliary activity to land transport |                                | S                                       | S                      | S                                    | S                                      | S         | S                                    |
| <b>V - Bicol Region</b>     |   |                                | <b>18</b>                               | -                      | -                                    | -                                      | -         | -                                    |
| H49201                      | Inter-urban bus line operation  | }                              |   |                        |                                      |  |           |                                      |
| H49203                      | Local bus line operation  | }                              | 5                                       | -                      | -                                    | -                                      | -         | -                                    |
| H49332                      | Freight truck operation   |                                | S                                       | S                      | S                                    | S                                      | S         | S                                    |
| H50112                      | Interisland water passenger transport                                   |                                | S                                       | S                      | S                                    | S                                      | S         | S                                    |
| H50122                      | Interisland water freight transport                                     |                                | S                                       | S                      | S                                    | S                                      | S         | S                                    |
| H50210                      | Inland passenger water transport  |                                | S                                       | S                      | S                                    | S                                      | S         | S                                    |
| H52220                      | Service activities incidental to water transportation                   |                                | 8                                       | -                      | -                                    | -                                      | -         | -                                    |
| H52291                      | Freight forwarding services   |                                | S                                       | S                      | S                                    | S                                      | S         | S                                    |
| <b>VI - Western Visayas</b> |   |                                | <b>28</b>                               | -                      | -                                    | -                                      | -         | -                                    |
| H49201                      | Inter-urban bus line operation  | }                              |   |                        |                                      |  |           |                                      |
| H49203                      | Local bus line operation  | }                              | 7                                       | -                      | -                                    | -                                      | -         | -                                    |
| H49204                      | Chartered buses operation (e.g. tourist buses)                          | }                              |   |                        |                                      |  |           |                                      |
| H49332                      | Freight truck operation   |                                | 8                                       | -                      | -                                    | -                                      | -         | -                                    |
| H50112                      | Interisland water passenger transport                                   | }                              |   |                        |                                      |  |           |                                      |
| H50122                      | Interisland water freight transport                                     | }                              | 5                                       | -                      | -                                    | -                                      | -         | -                                    |
| H50210                      | Inland passenger water transport  |                                | S                                       | S                      | S                                    | S                                      | S         | S                                    |
| H52109                      | Storage and warehousing, n.e.c.   |                                | S                                       | S                      | S                                    | S                                      | S         | S                                    |
| H52220                      | Service activities incidental to water transportation                   |                                | 3                                       | -                      | -                                    | -                                      | -         | -                                    |
| H52291                      | Freight forwarding services   | }                              | 3                                       | -                      | -                                    | -                                      | -         | -                                    |
| H52292                      | Customs brokerage (ship and aircraft)                                   | }                              |   |                        |                                      |  |           |                                      |

TABLE 6a.1 Number of Establishments and Capital Expenditures for Directly Imported Tangible Fixed Assets for Transportation and Storage Establishments with Total Employment of 20 and Over by Region and Industry Sub-Class: Philippines, 2010 *(Continued)*

(Value in thousand pesos. Details may not add up to total due to rounding and/or statistical disclosure control)

| 2009<br>PSIC<br>Code     | Region/<br>Industry Description                       | Number<br>of<br>Establishments | Directly Imported Tangible Fixed Assets |                        |                                      |  |           |                                      |
|--------------------------|---|--------------------------------|---|------------------------|--------------------------------------|--|-----------|--------------------------------------|
|                          |   |                                | Total                                   | Transport<br>Equipment | ICT<br>Machinery<br>and<br>Equipment | Other<br>Machinery<br>and<br>Equipment | Valuables | Other<br>Tangible<br>Fixed<br>Assets |
|                          |   |                                |   |                        |                                      |  |           |                                      |
| VII - Central Visayas    |   | 76                             | -                                       | -                      | -                                    | -                                      | -         | -                                    |
| H49203                   | Local bus line operation                              | 3                              | -                                       | -                      | -                                    | -                                      | -         | -                                    |
| H49323                   | Public utility cars and taxicabs operation            | 5                              | -                                       | -                      | -                                    | -                                      | -         | -                                    |
| H49331                   | Truck-for-hire operation (with driver)                | S                              | S                                       | S                      | S                                    | S                                      | S         | S                                    |
| H49332                   | Freight truck operation                               | 11                             | -                                       | -                      | -                                    | -                                      | -         | -                                    |
| H50112                   | Interisland water passenger transport                 | 22                             | -                                       | -                      | -                                    | -                                      | -         | -                                    |
| H50121                   | Ocean freight transport                               | }                              | 10                                      | -                      | -                                    | -                                      | -         | -                                    |
| H50122                   | Interisland water freight transport                   |                                |   |                        |                                      |  |           |                                      |
| H50210                   | Inland passenger water transport                      | S                              | S                                       | S                      | S                                    | S                                      | S         | S                                    |
| H50220                   | Inland freight water transport                        | S                              | S                                       | S                      | S                                    | S                                      | S         | S                                    |
| H51103                   | Non-scheduled air passenger transport                 | S                              | S                                       | S                      | S                                    | S                                      | S         | S                                    |
| H51203                   | Non-scheduled air freight transport                   | S                              | S                                       | S                      | S                                    | S                                      | S         | S                                    |
| H52104                   | Cold storage  | S                              | S                                       | S                      | S                                    | S                                      | S         | S                                    |
| H52211                   | Freight terminal facilities for trucking companies    | S                              | S                                       | S                      | S                                    | S                                      | S         | S                                    |
| H52220                   | Service activities incidental to water transportation | 8                              | -                                       | -                      | -                                    | -                                      | -         | -                                    |
| H52243                   | Cargo handling, auxiliary activity to water transport | S                              | S                                       | S                      | S                                    | S                                      | S         | S                                    |
| H52291                   | Freight forwarding services                           | 4                              | -                                       | -                      | -                                    | -                                      | -         | -                                    |
| H52292                   | Customs brokerage (ship and aircraft)                 | }                              | 3                                       | -                      | -                                    | -                                      | -         | -                                    |
| H52293                   | Logistics services                                    |                                |   |                        |                                      |  |           |                                      |
| H53202                   | Messenger service                                     | S                              | S                                       | S                      | S                                    | S                                      | S         | S                                    |
| VIII - Eastern Visayas   |   | 14                             | -                                       | -                      | -                                    | -                                      | -         | -                                    |
| H49201                   | Inter-urban bus line operation                        | }                              | 4                                       | -                      | -                                    | -                                      | -         | -                                    |
| H49203                   | Local bus line operation                              |                                |   |                        |                                      |  |           |                                      |
| H49204                   | Chartered buses operation (e.g. tourist buses)        |                                |   |                        |                                      |  |           |                                      |
| H50112                   | Interisland water passenger transport                 | S                              | S                                       | S                      | S                                    | S                                      | S         | S                                    |
| H50122                   | Interisland water freight transport                   | S                              | S                                       | S                      | S                                    | S                                      | S         | S                                    |
| H52109                   | Storage and warehousing, n.e.c.                       | S                              | S                                       | S                      | S                                    | S                                      | S         | S                                    |
| H52220                   | Service activities incidental to water transportation | }                              | 7                                       | -                      | -                                    | -                                      | -         | -                                    |
| H52243                   | Cargo handling, auxiliary activity to water transport |                                |   |                        |                                      |  |           |                                      |
| IX - Zamboanga Peninsula |   | 9                              | -                                       | -                      | -                                    | -                                      | -         | -                                    |
| H50112                   | Interisland water passenger transport                 | 5                              | -                                       | -                      | -                                    | -                                      | -         | -                                    |

TABLE 6a.1 Number of Establishments and Capital Expenditures for Directly Imported Tangible Fixed Assets for Transportation and Storage Establishments with Total Employment of 20 and Over by Region and Industry Sub-Class: Philippines, 2010 *(Continued)*

(Value in thousand pesos. Details may not add up to total due to rounding and/or statistical disclosure control)

| 2009<br>PSIC<br>Code  | Region/<br>Industry Description                                 | Number<br>of<br>Establishments | Directly Imported Tangible Fixed Assets |                        |                                      |  |           |                                      |      |
|-----------------------|---|--------------------------------|---|------------------------|--------------------------------------|--|-----------|--------------------------------------|------|
|                       |   |                                | Total                                   | Transport<br>Equipment | ICT<br>Machinery<br>and<br>Equipment | Other<br>Machinery<br>and<br>Equipment | Valuables | Other<br>Tangible<br>Fixed<br>Assets |      |
|                       |   |                                |   |                        |                                      |  |           |                                      | (1)  |
| H52220                | Service activities incidental to water transportation           | }                              | 4                                       | -                      | -                                    | -                                      | -         | -                                    | -    |
| H52243                | Cargo handling, auxiliary activity to water transport           | }                              |   |                        |                                      |  |           |                                      |      |
| X - Northern Mindanao |   |                                | 27                                      | -                      | -                                    | -                                      | -         | -                                    | -    |
| H49201                | Inter-urban bus line operation                                  |                                | 3                                       | -                      | -                                    | -                                      | -         | -                                    | -    |
| H49204                | Chartered buses operation (e.g. tourist buses)                  |                                | S                                       | S                      | S                                    | S                                      | S         | S                                    | S    |
| H49332                | Freight truck operation   |                                | 8                                       | -                      | -                                    | -                                      | -         | -                                    | -    |
| H50112                | Interisland water passenger transport                           |                                | S                                       | S                      | S                                    | S                                      | S         | S                                    | S    |
| H52220                | Service activities incidental to water transportation           |                                | 8                                       | -                      | -                                    | -                                      | -         | -                                    | -    |
| H52243                | Cargo handling, auxiliary activity to water transport           |                                | 3                                       | -                      | -                                    | -                                      | -         | -                                    | -    |
| H52291                | Freight forwarding services                                     |                                | S                                       | S                      | S                                    | S                                      | S         | S                                    | S    |
| H52292                | Customs brokerage (ship and aircraft)                           |                                | S                                       | S                      | S                                    | S                                      | S         | S                                    | S    |
| XI - Davao Region     |   |                                | 30                                      | -                      | -                                    | -                                      | -         | -                                    | -    |
| H49202                | Urban and suburban bus line operation                           | }                              |   |                        |                                      |  |           |                                      |      |
| H49203                | Local bus line operation  | }                              | 7                                       | -                      | -                                    | -                                      | -         | -                                    | -    |
| H49323                | Public utility cars and taxicabs operation                      |                                | S                                       | S                      | S                                    | S                                      | S         | S                                    | S    |
| H49332                | Freight truck operation   |                                | 9                                       | -                      | -                                    | -                                      | -         | -                                    | -    |
| H50123                | Towing and pushing services on coastal and trans-oceanic waters |                                | S                                       | S                      | S                                    | S                                      | S         | S                                    | S    |
| H52103                | Customs bonded warehouses                                       |                                | S                                       | S                      | S                                    | S                                      | S         | S                                    | S    |
| H52220                | Service activities incidental to water transportation           |                                | 8                                       | -                      | -                                    | -                                      | -         | -                                    | -    |
| H52291                | Freight forwarding services                                     | }                              | 3                                       | -                      | -                                    | -                                      | -         | -                                    | -    |
| H52292                | Customs brokerage (ship and aircraft)                           | }                              |   |                        |                                      |  |           |                                      |      |
| XII - SOCCSKSARGEN    |   |                                | a/ 15                                   | a/ -                   | a/ -                                 | a/ -                                   | a/ -      | a/ -                                 | a/ - |
| H49201                | Inter-urban bus line operation                                  |                                | S                                       | S                      | S                                    | S                                      | S         | S                                    | S    |
| H49332                | Freight truck operation   |                                | 5                                       | -                      | -                                    | -                                      | -         | -                                    | -    |
| H50122                | Interisland water freight transport                             |                                | S                                       | S                      | S                                    | S                                      | S         | S                                    | S    |
| H52104                | Cold storage  |                                | S                                       | S                      | S                                    | S                                      | S         | S                                    | S    |
| H52220                | Service activities incidental to water transportation           |                                | b/ 4                                    | b/ -                   | b/ -                                 | b/ -                                   | b/ -      | b/ -                                 | b/ - |
| H52243                | Cargo handling, auxiliary activity to water transport           |                                | S                                       | S                      | S                                    | S                                      | S         | S                                    | S    |
| H52291                | Freight forwarding services                                     |                                | S                                       | S                      | S                                    | S                                      | S         | S                                    | S    |

TABLE 6a.1 Number of Establishments and Capital Expenditures for Directly Imported Tangible Fixed Assets for Transportation and Storage Establishments with Total Employment of 20 and Over by Region and Industry Sub-Class: Philippines, 2010 *(Concluded)*

(Value in thousand pesos. Details may not add up to total due to rounding and/or statistical disclosure control)

| 2009<br>PSIC<br>Code | Region/<br>Industry Description                       | Number<br>of<br>Establishments | Directly Imported Tangible Fixed Assets |                        |                                      |  |           |                                      |
|----------------------|---|--------------------------------|---|------------------------|--------------------------------------|--|-----------|--------------------------------------|
|                      |   |                                | Total                                   | Transport<br>Equipment | ICT<br>Machinery<br>and<br>Equipment | Other<br>Machinery<br>and<br>Equipment | Valuables | Other<br>Tangible<br>Fixed<br>Assets |
|                      |   | (1)                            | (2)                                     | (3)                    | (4)                                  | (5)                                    | (6)       | (7)                                  |
|                      | <b>XIII - Caraga</b>                                  | <b>5</b>                       | -                                       | -                      | -                                    | -                                      | -         | -                                    |
| H49331               | Truck-for-hire operation (with driver)                | s                              | s                                       | s                      | s                                    | s                                      | s         | s                                    |
| H49332               | Freight truck operation                               | s                              | s                                       | s                      | s                                    | s                                      | s         | s                                    |
| H52220               | Service activities incidental to water transportation | s                              | s                                       | s                      | s                                    | s                                      | s         | s                                    |
|                      | <b>Autonomous Region in Muslim Mindanao</b>           | <i>c/</i>                      | <i>c/</i>                               | <i>c/</i>              | <i>c/</i>                            | <i>c/</i>                              | <i>c/</i> | <i>c/</i>                            |
| H52220               | Service activities incidental to water transportation | <i>d/</i>                      | <i>d/</i>                               | <i>d/</i>              | <i>d/</i>                            | <i>d/</i>                              | <i>d/</i> | <i>d/</i>                            |

*a/ - Includes data of ARMM*

*b/ - Includes data H52220 of ARMM*

*c/ - Data combined with SOCCKSARGEN*

*d/ - Data combined with H52220 of SOCCKSARGEN*

TABLE 6a.2 Number of Establishments and Capital Expenditures for Tangible Fixed Assets by Mode of Acquisition for Transportation and Storage Establishments with Total Employment of 20 and Over by Region and Industry Sub-Class: Philippines, 2010

(Value in thousand pesos. Details may not add up to total due to rounding and/or statistical disclosure control)

| 2009<br>PSIC<br>Code | Region/<br>Industry Description   | Number<br>of<br>Establishments | Capital Expenditures for Tangible Fixed Assets by Mode of Acquisition |                        |   |                     |                               |       |
|----------------------|---|--------------------------------|---|------------------------|---|---------------------|-------------------------------|-------|
|                      |   |                                | Total   | New<br>Fixed<br>Assets | Major<br>Alterations<br>and<br>Improvements | Land<br>and<br>Used | Produced<br>on Own<br>Account |       |
|                      |   | (1)                            | (2)   | (3)                    | (4)   | (5)                 | (6)                           |       |
| Philippines          |   | 796                            | 19,413,278  | 17,540,426             | 1,367,398                                   | 324,780             | 180,675                       |       |
| H49111               | Inter-urban passenger railway transport                                   | }                              |   |                        |   |                     | -                             |       |
| H49112               | Urban and suburban railway transport                                      | }                              | 3   | 260,032                | 260,032                                     | -                   | -                             | -     |
| H49201               | Inter-urban bus line operation  |                                | 49  | 595,942                | 553,660                                     | 2,477               | 39,805                        | -     |
| H49202               | Urban and suburban bus line operation                                     |                                | 20  | 22,710                 | 18,717                                      | 36                  | 3,958                         | -     |
| H49203               | Local bus line operation  |                                | 31  | 130,376                | 127,679                                     | 497                 | 2,200                         | -     |
| H49204               | Chartered buses operation (e.g. tourist buses)                            |                                | 24  | 127,806                | 127,806                                     | -                   | -                             | -     |
| H49205               | Operation of school buses/shuttle   |                                | 5   | 15,940                 | 15,940                                      | -                   | -                             | -     |
| H49310               | Urban or suburban passenger land transport,<br>except by railways and bus |                                | s   | s                      | s   | s                   | s                             | s     |
| H49323               | Public utility cars and taxicabs operation                                | }                              | 13  | 46,742                 | 46,742                                      | -                   | -                             | -     |
| H49324               | Chartered cars operation (rent-a-car)                                     | }                              |   |                        |   |                     |                               |       |
| H49331               | Truck-for-hire operation (with driver)                                    |                                | 4   | -                      | -   | -                   | -                             | -     |
| H49332               | Freight truck operation   |                                | 130   | 401,416                | 315,884                                     | 43,639              | 33,513                        | 8,380 |
| H49339               | Freight transport operation, by road, n.e.c.                              |                                | s   | s                      | s   | s                   | s                             | s     |
| H49400               | Transport via pipeline  |                                | s   | s                      | s   | s                   | s                             | s     |
| H50111               | Ocean passenger transport   |                                | s   | s                      | s   | s                   | s                             | s     |
| H50112               | Interisland water passenger transport                                     |                                | 41  | 4,075,574              | 4,000,969                                   | 23,777              | 49,173                        | 1,655 |
| H50113               | Renting of ship with operator   |                                | s   | s                      | s   | s                   | s                             | s     |
| H50121               | Ocean freight transport   |                                | 13  | 13,418                 | 13,177                                      | 242                 | -                             | -     |
| H50122               | Interisland water freight transport                                       |                                | 41  | 879,949                | 804,893                                     | 75,056              | -                             | -     |
| H50123               | Towing and pushing services on coastal and trans-<br>oceanic waters       |                                | s   | s                      | s   | s                   | s                             | s     |
| H50210               | Inland passenger water transport  | }                              | 5   | 280                    | 130   | 150                 | -                             | -     |
| H50220               | Inland freight water transport  | }                              |   |                        |   |                     |                               | -     |
| H51101               | Domestic air passenger transport  | }                              | 4   | 8,396,823              | 8,121,498                                   | 275,325             | -                             | -     |
| H51102               | International air passenger transport                                     | }                              |   |                        |   |                     |                               |       |
| H51103               | Non-scheduled air passenger transport                                     |                                | 6   | 703,615                | 703,615                                     | -                   | -                             | -     |
| H51203               | Non-scheduled air freight transport                                       |                                | s   | s                      | s   | s                   | s                             | s     |
| H52101               | General bonded warehouses except grain warehouse                          | }                              |   |                        |   |                     |                               |       |
| H52103               | Customs bonded warehouses   | }                              | 7   | 29,540                 | 29,478                                      | 62                  | -                             | -     |
| H52104               | Cold storage  |                                | 20  | 221,038                | 182,624                                     | 38,414              | -                             | -     |
| H52109               | Storage and warehousing, n.e.c.   |                                | 9   | 589,264                | 12,311                                      | 464,045             | 112,908                       | -     |
| H52211               | Freight terminal facilities for trucking companies                        |                                | s   | s                      | s   | s                   | s                             | s     |
| H52212               | Operation of parking lots   |                                | 7   | 14,725                 | 10,003                                      | 3,019               | 1,703                         | -     |
| H52213               | Operation of toll roads and bridges                                       |                                | 7   | 91,252                 | 91,252                                      | -                   | -                             | -     |
| H52219               | Other supporting land transport activities, n.e.c.                        |                                | s   | s                      | s   | s                   | s                             |       |

TABLE 6a.2 Number of Establishments and Capital Expenditures for Tangible Fixed Assets by Mode of Acquisition for Transportation and Storage Establishments with Total Employment of 20 and Over by Region and Industry Sub-Class: Philippines, 2010 *(Continued)*

(Value in thousand pesos. Details may not add up to total due to rounding and/or statistical disclosure control)

| 2009<br>PSIC<br>Code    | Region/<br>Industry Description   | Number<br>of<br>Establishments | Capital Expenditures for Tangible Fixed Assets by Mode of Acquisition |                        |   |                     |                               |
|-------------------------|---|--------------------------------|---|------------------------|---|---------------------|-------------------------------|
|                         |   |                                | Total   | New<br>Fixed<br>Assets | Major<br>Alterations<br>and<br>Improvements | Land<br>and<br>Used | Produced<br>on Own<br>Account |
|                         |   | (1)                            | (2)   | (3)                    | (4)   | (5)                 | (6)                           |
| H52220                  | Service activities incidental to water transportation                   | 78                             | 695,433   | 597,746                | 97,687                                      | -                   | -                             |
| H52230                  | Service activities incidental to air transportation                     | 3                              | 61,364  | 27,803                 | 33,560                                      | -                   | -                             |
| H52241                  | Containerized cargo handling, auxiliary activity to land transport      | 4                              | 253,875   | 247,150                | 6,724                                       | -                   | -                             |
| H52242                  | Non- containerized cargo handling, auxiliary activity to land transport | S                              | S   | S                      | S   | S                   | S                             |
| H52243                  | Cargo handling, auxiliary activity to water transport }                 | 11                             | 48,744  | 48,046                 | 698   | -                   | -                             |
| H52244                  | Cargo handling, auxiliary activity to air transport }                   |                                |   |                        |   |                     |                               |
| H52291                  | Freight forwarding services   | 121                            | 498,371   | 226,753                | 98,919                                      | 26,121              | 146,578                       |
| H52292                  | Customs brokerage (ship and aircraft)                                   | 46                             | 93,427  | 65,993                 | 11,279                                      | 9,723               | 6,431                         |
| H52293                  | Logistics services  | 36                             | 308,719   | 145,233                | 100,179                                     | 45,675              | 17,631                        |
| H53202                  | Messenger service   | 45                             | 441,138   | 356,407                | 84,731                                      | -                   | -                             |
| National Capital Region |   | 466                            | 17,387,632  | 15,840,593             | 1,122,673                                   | 252,071             | 172,295                       |
| H49111                  | Inter-urban passenger railway transport }                               |                                |   |                        |   |                     |                               |
| H49112                  | Urban and suburban railway transport }                                  | 3                              | 260,032   | 260,032                | -   | -                   | -                             |
| H49201                  | Inter-urban bus line operation  | 18                             | 373,148   | 346,317                | 1,292                                       | 25,539              | -                             |
| H49202                  | Urban and suburban bus line operation                                   | 16                             | 22,710  | 18,717                 | 36  | 3,958               | -                             |
| H49203                  | Local bus line operation  | 4                              | 18,316  | 18,316                 | -   | -                   | -                             |
| H49204                  | Chartered buses operation (e.g. tourist buses)                          | 18                             | 127,806   | 127,806                | -   | -                   | -                             |
| H49205                  | Operation of school buses/shuttle                                       | 3                              | 15,940  | 15,940                 | -   | -                   | -                             |
| H49323                  | Public utility cars and taxicabs operation }                            | 7                              | 45,887  | 45,887                 | -   | -                   | -                             |
| H49324                  | Chartered cars operation (rent-a-car) }                                 |                                |   |                        |   |                     |                               |
| H49331                  | Truck-for-hire operation (with driver)                                  | S                              | S   | S                      | S   | S                   | S                             |
| H49332                  | Freight truck operation   | 58                             | 188,519   | 139,662                | 22,414                                      | 26,443              | -                             |
| H49339                  | Freight transport operation, by road, n.e.c.                            | S                              | S   | S                      | S   | S                   | S                             |
| H49400                  | Transport via pipeline  | S                              | S   | S                      | S   | S                   | S                             |
| H50111                  | Ocean passenger transport }   |                                |   |                        |   |                     |                               |
| H50112                  | Interisland water passenger transport }                                 | 9                              | 3,806,144   | 3,784,752              | 19,738                                      | -                   | 1,655                         |
| H50113                  | Renting of ship with operator   | S                              | S   | S                      | S   | S                   | S                             |
| H50121                  | Ocean freight transport   | 11                             | 13,347  | 13,177                 | 170   | -                   | -                             |
| H50122                  | Interisland water freight transport                                     | 23                             | 699,581   | 699,581                | -   | -                   | -                             |
| H50123                  | Towing and pushing services on coastal and trans-oceanic waters         | S                              | S   | S                      | S   | S                   | S                             |
| H50210                  | Inland passenger water transport  | S                              | S   | S                      | S   | S                   |                               |

TABLE 6a.2 Number of Establishments and Capital Expenditures for Tangible Fixed Assets by Mode of Acquisition for Transportation and Storage Establishments with Total Employment of 20 and Over by Region and Industry Sub-Class: Philippines, 2010 *(Continued)*

(Value in thousand pesos. Details may not add up to total due to rounding and/or statistical disclosure control)

| 2009<br>PSIC<br>Code                    | Region/<br>Industry Description                                      | Number<br>of<br>Establishments | Capital Expenditures for Tangible Fixed Assets by Mode of Acquisition |                        |   |                     |                               |
|---|--|--------------------------------|---|------------------------|---|---------------------|-------------------------------|
|   |  |                                | Total   | New<br>Fixed<br>Assets | Major<br>Alterations<br>and<br>Improvements | Land<br>and<br>Used | Produced<br>on Own<br>Account |
|   |  | (1)                            | (2)   | (3)                    | (4)   | (5)                 | (6)                           |
| H51101                                  | Domestic air passenger transport }                                   | 3                              | 8,396,823   | 8,121,498              | 275,325                                     | -                   | -                             |
| H51102                                  | International air passenger transport }                              |                                |   |                        |   |                     |                               |
| H51103                                  | Non-scheduled air passenger transport                                | 5                              | 701,378   | 701,378                | -   | -                   | -                             |
| H52103                                  | Customs bonded warehouses  | 5                              | 26,073  | 26,011                 | 62  | -                   | -                             |
| H52104                                  | Cold storage   | 12                             | 110,478   | 92,018                 | 18,460                                      | -                   | -                             |
| H52109                                  | Storage and warehousing, n.e.c.                                      | 4                              | 586,485   | 9,814                  | 463,763                                     | 112,908             | -                             |
| H52211                                  | Freight terminal facilities for trucking companies                   | s                              | s   | s                      | s   | s                   | s                             |
| H52212                                  | Operation of parking lots  | 7                              | 14,725  | 10,003                 | 3,019                                       | 1,703               | -                             |
| H52213                                  | Operation of toll roads and bridges                                  | 7                              | 91,252  | 91,252                 | -   | -                   | -                             |
| H52219                                  | Other supporting land transport activities, n.e.c.                   | s                              | s   | s                      | s   | s                   | s                             |
| H52220                                  | Service activities incidental to water transportation                | 17                             | 342,785   | 258,082                | 84,703                                      | -                   | -                             |
| H52230                                  | Service activities incidental to air transportation                  | s                              | s   | s                      | s   | s                   | s                             |
| H52241                                  | Containerized cargo handling, auxiliary activity to land transport } | 3                              | 258,663   | 255,786                | 2,877                                       | -                   | -                             |
| H52244                                  | Cargo handling, auxiliary activity to air transport }                |                                |   |                        |   |                     |                               |
| H52291                                  | Freight forwarding services  | 108                            | 470,164   | 198,545                | 98,919                                      | 26,121              | 146,578                       |
| H52292                                  | Customs brokerage (ship and aircraft)                                | 41                             | 81,508  | 60,606                 | 4,747                                       | 9,723               | 6,431                         |
| H52293                                  | Logistics services   | 30                             | 214,709   | 96,662                 | 54,741                                      | 45,675              | 17,631                        |
| H53202                                  | Messenger service  | 44                             | 426,833   | 354,425                | 72,407                                      | -                   | -                             |
| <b>Cordillera Administrative Region</b> |  | <b>3</b>                       | <b>-</b>  | <b>-</b>               | <b>-</b>                                    | <b>-</b>            | <b>-</b>                      |
| H49201                                  | Inter-urban bus line operation }                                     | 3                              | -   | -                      | -   | -                   | -                             |
| H49203                                  | Local bus line operation }   |                                |   |                        |   |                     |                               |
| <b>I-Ilocos Region</b>                  |  | <b>6</b>                       | <b>-</b>  | <b>-</b>               | <b>-</b>                                    | <b>-</b>            | <b>-</b>                      |
| H49201                                  | Inter-urban bus line operation                                       | s                              | s   | s                      | s   | s                   | s                             |
| H49204                                  | Chartered buses operation (e.g. tourist buses)                       | s                              | s   | s                      | s   | s                   | s                             |
| H49332                                  | Freight truck operation  | s                              | s   | s                      | s   | s                   | s                             |
| H52104                                  | Cold storage   | s                              | s   | s                      | s   | s                   | s                             |
| <b>II - Cagayan Valley</b>              |  | <b>3</b>                       | <b>10,270</b>   | <b>10,145</b>          | <b>125</b>                                  | <b>-</b>            | <b>-</b>                      |
| H49201                                  | Inter-urban bus line operation                                       | s                              | s   | s                      | s   | s                   | s                             |

TABLE 6a.2 Number of Establishments and Capital Expenditures for Tangible Fixed Assets by Mode of Acquisition for Transportation and Storage Establishments with Total Employment of 20 and Over by Region and Industry Sub-Class: Philippines, 2010 *(Continued)*

(Value in thousand pesos. Details may not add up to total due to rounding and/or statistical disclosure control)

| 2009<br>PSIC<br>Code       | Region/<br>Industry Description  | Number<br>of<br>Establishments | Capital Expenditures for Tangible Fixed Assets by Mode of Acquisition |                        |   |                     |                               |
|----------------------------|--|--------------------------------|---|------------------------|---|---------------------|-------------------------------|
|                            |  |                                | Total   | New<br>Fixed<br>Assets | Major<br>Alterations<br>and<br>Improvements | Land<br>and<br>Used | Produced<br>on Own<br>Account |
|                            |  | (1)                            | (2)   | (3)                    | (4)   | (5)                 | (6)                           |
| H50122                     | Interisland water freight transport                                    | s                              | s   | s                      | s   | s                   | s                             |
| <b>III - Central Luzon</b> |  | <b>26</b>                      | <b>274,534</b>  | <b>211,458</b>         | <b>57,004</b>                               | <b>6,072</b>        | <b>-</b>                      |
| H49201                     | Inter-urban bus line operation   | 5                              | 79,103  | 79,103                 | -   | -                   | -                             |
| H49203                     | Local bus line operation   | 3                              | -   | -                      | -   | -                   | -                             |
| H49204                     | Chartered buses operation (e.g. tourist buses)                         | }                              |   |                        |   |                     |                               |
| H49332                     | Freight truck operation  | 7                              | 101,833   | 82,866                 | 12,894                                      | 6,072               | -                             |
| H51101                     | Domestic air passenger transport                                       | s                              | s   | s                      | s   | s                   | s                             |
| H52101                     | General bonded warehouses except grain warehouse                       | s                              | s   | s                      | s   | s                   | s                             |
| H52109                     | Storage and warehousing, n.e.c.  | s                              | s   | s                      | s   | s                   | s                             |
| H52230                     | Service activities incidental to air transportation                    | }                              |   |                        |   |                     |                               |
| H52241                     | Containerized cargo handling, auxiliary activity to land transport     | }                              | 5   | 78,016                 | 40,553                                      | 37,463              | -                             |
| H52244                     | Cargo handling, auxiliary activity to air transport                    | }                              |   |                        |   |                     |                               |
| H52291                     | Freight forwarding services  | }                              |   |                        |   |                     |                               |
| H52292                     | Customs brokerage (ship and aircraft)                                  | }                              | 3   | 11,254                 | 4,890                                       | 6,364               | -                             |
| H52293                     | Logistics services   | }                              |   |                        |   |                     |                               |
| <b>IVA - CALABARZON</b>    |  | <b>60</b>                      | <b>227,441</b>  | <b>113,614</b>         | <b>93,827</b>                               | <b>20,000</b>       | <b>-</b>                      |
| H49201                     | Inter-urban bus line operation   | 10                             | 5,837   | 5,837                  | -   | -                   | -                             |
| H49202                     | Urban and suburban bus line operation                                  | 3                              | -   | -                      | -   | -                   | -                             |
| H49203                     | Local bus line operation   | 4                              | 9,000   | 9,000                  | -   | -                   | -                             |
| H49204                     | Chartered buses operation (e.g. tourist buses)                         | }                              |   |                        |   |                     |                               |
| H49205                     | Operation of school buses/shuttle                                      | }                              | 3   | -                      | -   | -                   | -                             |
| H49310                     | Urban or suburban passenger land transport, except by railways and bus | s                              | s   | s                      | s   | s                   | s                             |
| H49332                     | Freight truck operation  | 21                             | 7,876   | 7,876                  | -   | -                   | -                             |
| H50112                     | Interisland water passenger transport                                  | }                              |   |                        |   |                     |                               |
| H50122                     | Interisland water freight transport                                    | }                              | 3   | 94,684                 | 29,283                                      | 45,401              | 20,000                        |
| H52104                     | Cold storage   | }                              | 7   | 37,865                 | 27,990                                      | 9,874               | -                             |
| H52109                     | Storage and warehousing, n.e.c.  | }                              |   |                        |   |                     |                               |
| H52220                     | Service activities incidental to water transportation                  | 3                              | 2,930   | 1,078                  | 1,853                                       | -                   | -                             |
| H52243                     | Cargo handling, auxiliary activity to water transport                  | s                              | s   | s                      | s   | s                   | s                             |

TABLE 6a.2 Number of Establishments and Capital Expenditures for Tangible Fixed Assets by Mode of Acquisition for Transportation and Storage Establishments with Total Employment of 20 and Over by Region and Industry Sub-Class: Philippines, 2010 *(Continued)*

(Value in thousand pesos. Details may not add up to total due to rounding and/or statistical disclosure control)

| 2009<br>PSIC<br>Code | Region/<br>Industry Description   | Number<br>of<br>Establishments | Capital Expenditures for Tangible Fixed Assets by Mode of Acquisition |                        |   |                     |                               |
|----------------------|---|--------------------------------|---|------------------------|---|---------------------|-------------------------------|
|                      |   |                                | Total   | New<br>Fixed<br>Assets | Major<br>Alterations<br>and<br>Improvements | Land<br>and<br>Used | Produced<br>on Own<br>Account |
|                      |   | (1)                            | (2)   | (3)                    | (4)   | (5)                 | (6)                           |
| H52291               | Freight forwarding services   | }                              |   |                        |   |                     |                               |
| H52293               | Logistics services  | }                              | 4   | 69,249                 | 32,550                                      | 36,699              | -                             |
|                      |   |                                |   |                        |   |                     | -                             |
|                      | <b>IVB - MIMAROPA</b>   |                                | <b>10</b>   | <b>14</b>              | <b>14</b>                                   | <b>-</b>            | <b>-</b>                      |
| H49203               | Local bus line operation  |                                | S   | S                      | S   | S                   | S                             |
| H50122               | Interisland water freight transport                                     |                                | S   | S                      | S   | S                   | S                             |
| H52220               | Service activities incidental to water transportation                   |                                | 7   | -                      | -   | -                   | -                             |
| H52242               | Non- containerized cargo handling, auxiliary activity to land transport |                                | S   | S                      | S   | S                   | S                             |
|                      |   |                                |   |                        |   |                     |                               |
|                      | <b>V - Bicol Region</b>   |                                | <b>18</b>   | <b>45,525</b>          | <b>31,939</b>                               | <b>12,589</b>       | <b>998</b>                    |
|                      |   |                                |   |                        |   |                     | <b>-</b>                      |
| H49201               | Inter-urban bus line operation  | }                              |   |                        |   |                     |                               |
| H49203               | Local bus line operation  | }                              | 5   | 13,707                 | 13,707                                      | -                   | -                             |
| H49332               | Freight truck operation   |                                | S   | S                      | S   | S                   | S                             |
| H50112               | Interisland water passenger transport                                   |                                | S   | S                      | S   | S                   | S                             |
| H50122               | Interisland water freight transport                                     |                                | S   | S                      | S   | S                   | S                             |
| H50210               | Inland passenger water transport  |                                | S   | S                      | S   | S                   | S                             |
| H52220               | Service activities incidental to water transportation                   |                                | 8   | 21,991                 | 15,608                                      | 6,383               | -                             |
| H52291               | Freight forwarding services   |                                | S   | S                      | S   | S                   | S                             |
|                      |   |                                |   |                        |   |                     |                               |
|                      | <b>VI - Western Visayas</b>   |                                | <b>28</b>   | <b>141,626</b>         | <b>109,569</b>                              | <b>15,591</b>       | <b>16,466</b>                 |
|                      |   |                                |   |                        |   |                     | <b>-</b>                      |
| H49201               | Inter-urban bus line operation  | }                              |   |                        |   |                     |                               |
| H49203               | Local bus line operation  | }                              | 7   | 126,719                | 108,696                                     | 1,557               | 16,466                        |
| H49204               | Chartered buses operation (e.g. tourist buses)                          | }                              |   |                        |   |                     | -                             |
| H49332               | Freight truck operation   |                                | 8   | 520                    | 320   | 200                 | -                             |
| H50112               | Interisland water passenger transport                                   | }                              |   |                        |   |                     |                               |
| H50122               | Interisland water freight transport                                     | }                              | 5   | 14,362                 | 528   | 13,834              | -                             |
| H50210               | Inland passenger water transport  |                                | S   | S                      | S   | S                   | S                             |
| H52109               | Storage and warehousing, n.e.c.   |                                | S   | S                      | S   | S                   | S                             |
| H52220               | Service activities incidental to water transportation                   |                                | 3   | 25                     | 25  | -                   | -                             |
| H52291               | Freight forwarding services   | }                              | 3   | -                      | -   | -                   | -                             |
| H52292               | Customs brokerage (ship and aircraft)                                   | }                              |   |                        |   |                     |                               |

TABLE 6a.2 Number of Establishments and Capital Expenditures for Tangible Fixed Assets by Mode of Acquisition for Transportation and Storage Establishments with Total Employment of 20 and Over by Region and Industry Sub-Class: Philippines, 2010 *(Continued)*

(Value in thousand pesos. Details may not add up to total due to rounding and/or statistical disclosure control)

| 2009<br>PSIC<br>Code     | Region/<br>Industry Description                       | Number<br>of<br>Establishments | Capital Expenditures for Tangible Fixed Assets by Mode of Acquisition |                        |   |                     |                               |
|--------------------------|---|--------------------------------|---|------------------------|---|---------------------|-------------------------------|
|                          |   |                                | Total   | New<br>Fixed<br>Assets | Major<br>Alterations<br>and<br>Improvements | Land<br>and<br>Used | Produced<br>on Own<br>Account |
|                          |   |                                | (1)   | (2)                    | (3)   | (4)                 | (5)                           |
| VII - Central Visayas    |   | 76                             | 935,796   | 856,569                | 51,227                                      | 28,000              | -                             |
| H49203                   | Local bus line operation                              | 3                              | -   | -                      | -   | -                   | -                             |
| H49323                   | Public utility cars and taxicabs operation            | 5                              | 855   | 855                    | -   | -                   | -                             |
| H49331                   | Truck-for-hire operation (with driver)                | S                              | S   | S                      | S   | S                   | S                             |
| H49332                   | Freight truck operation                               | 11                             | 17,976  | 10,426                 | 7,550                                       | -                   | -                             |
| H50112                   | Interisland water passenger transport                 | 22                             | 506,977   | 474,938                | 4,039                                       | 28,000              | -                             |
| H50121                   | Ocean freight transport                               | }                              | 10  | 74,106                 | 72,747                                      | 1,359               | -                             |
| H50122                   | Interisland water freight transport                   |                                |   |                        |   |                     |                               |
| H50210                   | Inland passenger water transport                      | S                              | S   | S                      | S   | S                   | S                             |
| H50220                   | Inland freight water transport                        | S                              | S   | S                      | S   | S                   | S                             |
| H51103                   | Non-scheduled air passenger transport                 | S                              | S   | S                      | S   | S                   | S                             |
| H51203                   | Non-scheduled air freight transport                   | S                              | S   | S                      | S   | S                   | S                             |
| H52104                   | Cold storage  | S                              | S   | S                      | S   | S                   | S                             |
| H52211                   | Freight terminal facilities for trucking companies    | S                              | S   | S                      | S   | S                   | S                             |
| H52220                   | Service activities incidental to water transportation | 8                              | 239,464   | 239,464                | -   | -                   | -                             |
| H52243                   | Cargo handling, auxiliary activity to water transport | S                              | S   | S                      | S   | S                   | S                             |
| H52291                   | Freight forwarding services                           | 4                              | -   | -                      | -   | -                   | -                             |
| H52292                   | Customs brokerage (ship and aircraft)                 | }                              | 3   | 24,867                 | 16,021                                      | 8,846               | -                             |
| H52293                   | Logistics services                                    |                                |   |                        |   |                     |                               |
| H53202                   | Messenger service                                     | S                              | S   | S                      | S   | S                   | S                             |
| VIII - Eastern Visayas   |   | 14                             | 11,804  | 10,021                 | 1,783                                       | -                   | -                             |
| H49201                   | Inter-urban bus line operation                        | }                              | 4   | -                      | -   | -                   | -                             |
| H49203                   | Local bus line operation                              |                                |   |                        |   |                     |                               |
| H49204                   | Chartered buses operation (e.g. tourist buses)        |                                |   |                        |   |                     |                               |
| H50112                   | Interisland water passenger transport                 | S                              | S   | S                      | S   | S                   | S                             |
| H50122                   | Interisland water freight transport                   | S                              | S   | S                      | S   | S                   | S                             |
| H52109                   | Storage and warehousing, n.e.c.                       | S                              | S   | S                      | S   | S                   | S                             |
| H52220                   | Service activities incidental to water transportation | }                              | 7   | 11,803                 | 10,020                                      | 1,783               | -                             |
| H52243                   | Cargo handling, auxiliary activity to water transport |                                |   |                        |   |                     |                               |
| IX - Zamboanga Peninsula |   | 9                              | 6,464   | 6,464                  | -   | -                   | -                             |
| H50112                   | Interisland water passenger transport                 | 5                              | -   | -                      | -   | -                   | -                             |

TABLE 6a.2 Number of Establishments and Capital Expenditures for Tangible Fixed Assets by Mode of Acquisition for Transportation and Storage Establishments with Total Employment of 20 and Over by Region and Industry Sub-Class: Philippines, 2010 *(Continued)*

(Value in thousand pesos. Details may not add up to total due to rounding and/or statistical disclosure control)

| 2009<br>PSIC<br>Code         | Region/<br>Industry Description                                 | Number<br>of<br>Establishments | Capital Expenditures for Tangible Fixed Assets by Mode of Acquisition |                        |   |                     |                               |
|------------------------------|---|--------------------------------|---|------------------------|---|---------------------|-------------------------------|
|                              |   |                                | Total   | New<br>Fixed<br>Assets | Major<br>Alterations<br>and<br>Improvements | Land<br>and<br>Used | Produced<br>on Own<br>Account |
|                              |   | (1)                            | (2)   | (3)                    | (4)   | (5)                 | (6)                           |
| H52220                       | Service activities incidental to water transportation }         | 4                              | 6,464   | 6,464                  | -   | -                   | -                             |
| H52243                       | Cargo handling, auxiliary activity to water transport }         |                                |   |                        |   |                     |                               |
| <b>X - Northern Mindanao</b> |   | <b>27</b>                      | <b>28,999</b>   | <b>26,808</b>          | <b>1,019</b>                                | <b>1,173</b>        | <b>-</b>                      |
| H49201                       | Inter-urban bus line operation                                  | 3                              | -   | -                      | -   | -                   | -                             |
| H49204                       | Chartered buses operation (e.g. tourist buses)                  | s                              | s   | s                      | s   | s                   | s                             |
| H49332                       | Freight truck operation   | 8                              | 1,413   | 1,035                  | 377   | -                   | -                             |
| H50112                       | Interisland water passenger transport                           | s                              | s   | s                      | s   | s                   | s                             |
| H52220                       | Service activities incidental to water transportation           | 8                              | -   | -                      | -   | -                   | -                             |
| H52243                       | Cargo handling, auxiliary activity to water transport           | 3                              | 12,051  | 11,410                 | 642   | -                   | -                             |
| H52291                       | Freight forwarding services                                     | s                              | s   | s                      | s   | s                   | s                             |
| H52292                       | Customs brokerage (ship and aircraft)                           | s                              | s   | s                      | s   | s                   | s                             |
| <b>XI - Davao Region</b>     |   | <b>30</b>                      | <b>270,829</b>  | <b>262,337</b>         | <b>112</b>                                  | <b>-</b>            | <b>8,380</b>                  |
| H49202                       | Urban and suburban bus line operation }                         |                                |   |                        |   |                     |                               |
| H49203                       | Local bus line operation }                                      | 7                              | 100,363   | 100,363                | -   | -                   | -                             |
| H49323                       | Public utility cars and taxicabs operation                      | s                              | s   | s                      | s   | s                   | s                             |
| H49332                       | Freight truck operation   | 9                              | 70,977  | 62,548                 | 49  | -                   | 8,380                         |
| H50123                       | Towing and pushing services on coastal and trans-oceanic waters | s                              | s   | s                      | s   | s                   | s                             |
| H52103                       | Customs bonded warehouses                                       | s                              | s   | s                      | s   | s                   | s                             |
| H52220                       | Service activities incidental to water transportation           | 8                              | 75,100  | 75,100                 | -   | -                   | -                             |
| H52291                       | Freight forwarding services }                                   | 3                              | 24,388  | 24,326                 | 62  | -                   | -                             |
| H52292                       | Customs brokerage (ship and aircraft) }                         |                                |   |                        |   |                     |                               |
| <b>XII - SOCCSKSARGEN</b>    |   | <b>a/ 15</b>                   | <b>a/ 71,727</b>  | <b>a/ 60,279</b>       | <b>a/ 11,448</b>                            | <b>a/ -</b>         | <b>a/ -</b>                   |
| H49201                       | Inter-urban bus line operation                                  | s                              | s   | s                      | s   | s                   | s                             |
| H49332                       | Freight truck operation   | 5                              | 8,524   | 8,524                  | -   | -                   | -                             |
| H50122                       | Interisland water freight transport                             | s                              | s   | s                      | s   | s                   | s                             |
| H52104                       | Cold storage  | s                              | s   | s                      | s   | s                   | s                             |
| H52220                       | Service activities incidental to water transportation           | b/ 4                           | b/ 4,466  | b/ 1,501               | b/ 2,965                                    | b/ -                | b/ -                          |
| H52243                       | Cargo handling, auxiliary activity to water transport           | s                              | s   | s                      | s   | s                   | s                             |
| H52291                       | Freight forwarding services                                     | s                              | s   | s                      | s   | s                   | s                             |

TABLE 6a.2 Number of Establishments and Capital Expenditures for Tangible Fixed Assets by Mode of Acquisition for Transportation and Storage Establishments with Total Employment of 20 and Over by Region and Industry Sub-Class: Philippines, 2010 *(Concluded)*

(Value in thousand pesos. Details may not add up to total due to rounding and/or statistical disclosure control)

| 2009<br>PSIC<br>Code | Region/<br>Industry Description                       | Number<br>of<br>Establishments | Capital Expenditures for Tangible Fixed Assets by Mode of Acquisition |                        |   |                     |                               |
|----------------------|---|--------------------------------|---|------------------------|---|---------------------|-------------------------------|
|                      |   |                                | Total   | New<br>Fixed<br>Assets | Major<br>Alterations<br>and<br>Improvements | Land<br>and<br>Used | Produced<br>on Own<br>Account |
|                      |   | (1)                            | (2)   | (3)                    | (4)   | (5)                 | (6)                           |
|                      | <b>XIII - Caraga</b>                                  | <b>5</b>                       | <b>617</b>  | <b>617</b>             | <b>-</b>                                    | <b>-</b>            | <b>-</b>                      |
| H49331               | Truck-for-hire operation (with driver)                | s                              | s   | s                      | s   | s                   | s                             |
| H49332               | Freight truck operation                               | s                              | s   | s                      | s   | s                   | s                             |
| H52220               | Service activities incidental to water transportation | s                              | s   | s                      | s   | s                   | s                             |
|                      | <b>Autonomous Region in Muslim Mindanao</b>           | <i>c/</i>                      | <i>c/</i>   | <i>c/</i>              | <i>c/</i>                                   | <i>c/</i>           | <i>c/</i>                     |
| H52220               | Service activities incidental to water transportation | <i>d/</i>                      | <i>d/</i>   | <i>d/</i>              | <i>d/</i>                                   | <i>d/</i>           | <i>d/</i>                     |

*a/ - Includes data of ARMM*

*b/ - Includes data H52220 of ARMM*

*c/ - Data combined with SOCKSARGEN*

*d/ - Data combined with H52220 of SOCKSARGEN*

TABLE 6a.3 Number of Establishments and Capital Expenditures for Intangible Assets by Type for Transportation and Storage Establishments with Total Employment of 20 and Over by Region and Industry Sub-Class: Philippines, 2010

(Value in thousand pesos. Details may not add up to total due to rounding and/or statistical disclosure control)

| 2009<br>PSIC<br>Code | Region/<br>Industry Description   | Number<br>of<br>Establishments | Capital Expenditures for Intangible Assets |  |  |   |                               |
|----------------------|---|--------------------------------|--|--|--|---|-------------------------------|
|                      |   |                                | Total                                      | Intangible<br>Non-<br>Produced<br>Assets | Computer<br>Software<br>and<br>Databases | Entertainment,<br>Literary<br>and Artistic<br>Originals | Other<br>Intangible<br>Assets |
|                      |   | (1)                            | (2)  | (3)                                      | (4)                                      | (5)   | (6)                           |
|                      | <b>Philippines</b>  | <b>796</b>                     | <b>5,570,947</b>                           | <b>5,501,942</b>                         | <b>69,005</b>                            | <b>-</b>  | <b>-</b>                      |
| H49111               | Inter-urban passenger railway transport }                                 |                                |  |  |  |   | -                             |
| H49112               | Urban and suburban railway transport }                                    | 3                              | 4,000                                      | -  | 4,000                                    | -   | -                             |
| H49201               | Inter-urban bus line operation  | 49                             | 9,266                                      | 5,250                                    | 4,017                                    | -   | -                             |
| H49202               | Urban and suburban bus line operation                                     | 20                             | -  | -  | -  | -   | -                             |
| H49203               | Local bus line operation  | 31                             | 35   | 35                                       | -  | -   | -                             |
| H49204               | Chartered buses operation (e.g. tourist buses)                            | 24                             | 3,853                                      | -  | 3,853                                    | -   | -                             |
| H49205               | Operation of school buses/shuttle   | 5                              | -  | -  | -  | -   | -                             |
| H49310               | Urban or suburban passenger land transport,<br>except by railways and bus | s                              | s  | s  | s  | s   | s                             |
| H49323               | Public utility cars and taxicabs operation }                              | 13                             | -  | -  | -  | -   | -                             |
| H49324               | Chartered cars operation (rent-a-car) }                                   |                                |  |  |  |   |                               |
| H49331               | Truck-for-hire operation (with driver)                                    | 4                              | -  | -  | -  | -   | -                             |
| H49332               | Freight truck operation   | 130                            | -  | -  | -  | -   | -                             |
| H49339               | Freight transport operation, by road, n.e.c.                              | s                              | s  | s  | s  | s   | s                             |
| H49400               | Transport via pipeline  | s                              | s  | s  | s  | s   | s                             |
| H50111               | Ocean passenger transport   | s                              | s  | s  | s  | s   | s                             |
| H50112               | Interisland water passenger transport                                     | 41                             | 1,396                                      | -  | 1,396                                    | -   | -                             |
| H50113               | Renting of ship with operator   | s                              | s  | s  | s  | s   | s                             |
| H50121               | Ocean freight transport   | 13                             | 1,858                                      | -  | 1,858                                    | -   | -                             |
| H50122               | Interisland water freight transport                                       | 41                             | -  | -  | -  | -   | -                             |
| H50123               | Towing and pushing services on coastal and trans-<br>oceanic waters       | s                              | s  | s  | s  | s   | s                             |
| H50210               | Inland passenger water transport }  | 5                              | -  | -  | -  | -   | -                             |
| H50220               | Inland freight water transport }  |                                |  |  |  |   | -                             |
| H51101               | Domestic air passenger transport }  | 4                              | -  | -  | -  | -   | -                             |
| H51102               | International air passenger transport }                                   |                                |  |  |  |   |                               |
| H51103               | Non-scheduled air passenger transport                                     | 6                              | -  | -  | -  | -   | -                             |
| H51203               | Non-scheduled air freight transport                                       | s                              | s  | s  | s  | s   | s                             |
| H52101               | General bonded warehouses except grain warehouse }                        |                                |  |  |  |   |                               |
| H52103               | Customs bonded warehouses }   | 7                              | 72   | 72                                       | -  | -   | -                             |
| H52104               | Cold storage  | 20                             | 23,064                                     | -  | 23,064                                   | -   | -                             |
| H52109               | Storage and warehousing, n.e.c.   | 9                              | -  | -  | -  | -   | -                             |
| H52211               | Freight terminal facilities for trucking companies                        | s                              | s  | s  | s  | s   | s                             |
| H52212               | Operation of parking lots   | 7                              | -  | -  | -  | -   | -                             |
| H52213               | Operation of toll roads and bridges                                       | 7                              | 5,495,255                                  | 5,495,255                                | -  | -   | -                             |
| H52219               | Other supporting land transport activities, n.e.c.                        | s                              | s  | s  | s  | s   | s                             |
| H52220               | Service activities incidental to water transportation                     | 78                             | 2,312                                      | -  | 2,312                                    | -   | -                             |

TABLE 6a.3 Number of Establishments and Capital Expenditures for Intangible Assets by Type for Transportation and Storage Establishments with Total Employment of 20 and Over by Region and Industry Sub-Class: Philippines, 2010 *(Continued)*

(Value in thousand pesos. Details may not add up to total due to rounding and/or statistical disclosure control)

| 2009<br>PSIC<br>Code           | Region/<br>Industry Description  | Number<br>of<br>Establishments | Capital Expenditures for Intangible Assets |  |  |   |                               |
|--------------------------------|--|--------------------------------|--|--|--|---|-------------------------------|
|                                |  |                                | Total                                      | Intangible<br>Non-<br>Produced<br>Assets | Computer<br>Software<br>and<br>Databases | Entertainment,<br>Literary<br>and Artistic<br>Originals | Other<br>Intangible<br>Assets |
|                                |  | (1)                            | (2)  | (3)                                      | (4)                                      | (5)   | (6)                           |
| H52230                         | Service activities incidental to air transportation                    | 3                              | -  | -  | -  | -   | -                             |
| H52241                         | Containerized cargo handling, auxiliary activity to land transport     | 4                              | -  | -  | -  | -   | -                             |
| H52242                         | Non-containerized cargo handling, auxiliary activity to land transport | S                              | S  | S  | S  | S   | S                             |
| H52243                         | Cargo handling, auxiliary activity to water transport }                | 11                             | 1,487                                      | -  | 1,487                                    | -   | -                             |
| H52244                         | Cargo handling, auxiliary activity to air transport }                  |                                |  |  |  |   |                               |
| H52291                         | Freight forwarding services  | 121                            | 1,790                                      | 188                                      | 1,602                                    | -   | -                             |
| H52292                         | Customs brokerage (ship and aircraft)                                  | 46                             | -  | -  | -  | -   | -                             |
| H52293                         | Logistics services   | 36                             | 7,171                                      | 1,142                                    | 6,029                                    | -   | -                             |
| H53202                         | Messenger service  | 45                             | 19,386                                     | -  | 19,386                                   | -   | -                             |
| <b>National Capital Region</b> |  | <b>466</b>                     | <b>5,563,187</b>                           | <b>5,495,515</b>                         | <b>67,671</b>                            | <b>-</b>  | <b>-</b>                      |
| H49111                         | Inter-urban passenger railway transport }                              |                                |  |  |  |   |                               |
| H49112                         | Urban and suburban railway transport }                                 | 3                              | 4,000                                      | -  | 4,000                                    | -   | -                             |
| H49201                         | Inter-urban bus line operation   | 18                             | 3,972                                      | -  | 3,972                                    | -   | -                             |
| H49202                         | Urban and suburban bus line operation                                  | 16                             | -  | -  | -  | -   | -                             |
| H49203                         | Local bus line operation   | 4                              | -  | -  | -  | -   | -                             |
| H49204                         | Chartered buses operation (e.g. tourist buses)                         | 18                             | 3,853                                      | -  | 3,853                                    | -   | -                             |
| H49205                         | Operation of school buses/shuttle                                      | 3                              | -  | -  | -  | -   | -                             |
| H49323                         | Public utility cars and taxicabs operation }                           | 7                              | -  | -  | -  | -   | -                             |
| H49324                         | Chartered cars operation (rent-a-car) }                                |                                |  |  |  |   |                               |
| H49331                         | Truck-for-hire operation (with driver)                                 | S                              | S  | S  | S  | S   | S                             |
| H49332                         | Freight truck operation  | 58                             | -  | -  | -  | -   | -                             |
| H49339                         | Freight transport operation, by road, n.e.c.                           | S                              | S  | S  | S  | S   | S                             |
| H49400                         | Transport via pipeline   | S                              | S  | S  | S  | S   | S                             |
| H50111                         | Ocean passenger transport }  |                                |  |  |  |   |                               |
| H50112                         | Interisland water passenger transport }                                | 9                              | 1,396                                      | -  | 1,396                                    | -   | -                             |
| H50113                         | Renting of ship with operator  | S                              | S  | S  | S  | S   | S                             |
| H50121                         | Ocean freight transport  | 11                             | 1,858                                      | -  | 1,858                                    | -   | -                             |
| H50122                         | Interisland water freight transport                                    | 23                             | -  | -  | -  | -   | -                             |
| H50123                         | Towing and pushing services on coastal and trans-oceanic waters        | S                              | S  | S  | S  | S   | S                             |
| H50210                         | Inland passenger water transport                                       | S                              | S  | S  | S  | S   | S                             |
| H51101                         | Domestic air passenger transport }                                     | 3                              | -  | -  | -  | -   | -                             |
| H51102                         | International air passenger transport }                                |                                |  |  |  |   |                               |
| H51103                         | Non-scheduled air passenger transport                                  | 5                              | -  | -  | -  | -   | -                             |

TABLE 6a.3 Number of Establishments and Capital Expenditures for Intangible Assets by Type for Transportation and Storage Establishments with Total Employment of 20 and Over by Region and Industry Sub-Class: Philippines, 2010 *(Continued)*

(Value in thousand pesos. Details may not add up to total due to rounding and/or statistical disclosure control)

| 2009<br>PSIC<br>Code                    | Region/<br>Industry Description                                       | Number<br>of<br>Establishments | Capital Expenditures for Intangible Assets |  |  |   |                               |
|---|---|--------------------------------|--|--|--|---|-------------------------------|
|   |   |                                | Total                                      | Intangible<br>Non-<br>Produced<br>Assets | Computer<br>Software<br>and<br>Databases | Entertainment,<br>Literary<br>and Artistic<br>Originals | Other<br>Intangible<br>Assets |
|   |   | (1)                            | (2)  | (3)                                      | (4)                                      | (5)   | (6)                           |
| H52103                                  | Customs bonded warehouses   | 5                              | 72   | 72                                       | -  | -   | -                             |
| H52104                                  | Cold storage  | 12                             | 23,064                                     | -  | 23,064                                   | -   | -                             |
| H52109                                  | Storage and warehousing, n.e.c.                                       | 4                              | -  | -  | -  | -   | -                             |
| H52211                                  | Freight terminal facilities for trucking companies                    | s                              | s  | s  | s  | s   | s                             |
| H52212                                  | Operation of parking lots   | 7                              | -  | -  | -  | -   | -                             |
| H52213                                  | Operation of toll roads and bridges                                   | 7                              | 5,495,255                                  | 5,495,255                                | -  | -   | -                             |
| H52219                                  | Other supporting land transport activities, n.e.c.                    | s                              | s  | s  | s  | s   | s                             |
| H52220                                  | Service activities incidental to water transportation                 | 17                             | 2,312                                      | -  | 2,312                                    | -   | -                             |
| H52230                                  | Service activities incidental to air transportation                   | s                              | s  | s  | s  | s   | s                             |
| H52241                                  | Containerized cargo handling, auxiliary activity to<br>land transport | 3                              | 198  | -  | 198                                      | -   | -                             |
| H52244                                  | Cargo handling, auxiliary activity to air transport                   |                                |  |  |  |   |                               |
| H52291                                  | Freight forwarding services   | 108                            | 1,790                                      | 188                                      | 1,602                                    | -   | -                             |
| H52292                                  | Customs brokerage (ship and aircraft)                                 | 41                             | -  | -  | -  | -   | -                             |
| H52293                                  | Logistics services  | 30                             | 6,029                                      | -  | 6,029                                    | -   | -                             |
| H53202                                  | Messenger service   | 44                             | 19,386                                     | -  | 19,386                                   | -   | -                             |
| <b>Cordillera Administrative Region</b> |   | <b>3</b>                       | <b>-</b>                                   | <b>-</b>                                 | <b>-</b>                                 | <b>-</b>  | <b>-</b>                      |
| H49201                                  | Inter-urban bus line operation  | 3                              | -  | -  | -  | -   | -                             |
| H49203                                  | Local bus line operation  |                                |  |  |  |   |                               |
| <b>Ilocos Region</b>                    |   | <b>6</b>                       | <b>-</b>                                   | <b>-</b>                                 | <b>-</b>                                 | <b>-</b>  | <b>-</b>                      |
| H49201                                  | Inter-urban bus line operation  | s                              | s  | s  | s  | s   | s                             |
| H49204                                  | Chartered buses operation (e.g. tourist buses)                        | s                              | s  | s  | s  | s   | s                             |
| H49332                                  | Freight truck operation   | s                              | s  | s  | s  | s   | s                             |
| H52104                                  | Cold storage  | s                              | s  | s  | s  | s   | s                             |
| <b>II - Cagayan Valley</b>              |   | <b>3</b>                       | <b>-</b>                                   | <b>-</b>                                 | <b>-</b>                                 | <b>-</b>  | <b>-</b>                      |
| H49201                                  | Inter-urban bus line operation  | s                              | s  | s  | s  | s   | s                             |
| H50122                                  | Interisland water freight transport                                   | s                              | s  | s  | s  | s   | s                             |

TABLE 6a.3 Number of Establishments and Capital Expenditures for Intangible Assets by Type for Transportation and Storage Establishments with Total Employment of 20 and Over by Region and Industry Sub-Class: Philippines, 2010 *(Continued)*

(Value in thousand pesos. Details may not add up to total due to rounding and/or statistical disclosure control)

| 2009<br>PSIC<br>Code       | Region/<br>Industry Description  | Number<br>of<br>Establishments | Capital Expenditures for Intangible Assets |  |  |   |                               |
|----------------------------|--|--------------------------------|--|--|--|---|-------------------------------|
|                            |  |                                | Total                                      | Intangible<br>Non-<br>Produced<br>Assets | Computer<br>Software<br>and<br>Databases | Entertainment,<br>Literary<br>and Artistic<br>Originals | Other<br>Intangible<br>Assets |
|                            |  | (1)                            | (2)  | (3)                                      | (4)                                      | (5)   | (6)                           |
| <b>III - Central Luzon</b> |  | <b>26</b>                      | <b>6,573</b>                               | <b>5,285</b>                             | <b>1,288</b>                             | -   | -                             |
| H49201                     | Inter-urban bus line operation   | 5                              | 5,250                                      | 5,250                                    | -  | -   | -                             |
| H49203                     | Local bus line operation   | 3                              | 35   | 35                                       | -  | -   | -                             |
| H49204                     | Chartered buses operation (e.g. tourist buses)                         |                                |  |  |  |   |                               |
| H49332                     | Freight truck operation  | 7                              | -  | -  | -  | -   | -                             |
| H51101                     | Domestic air passenger transport                                       | s                              | s  | s  | s  | s   | s                             |
| H52101                     | General bonded warehouses except grain warehouse                       | s                              | s  | s  | s  | s   | s                             |
| H52109                     | Storage and warehousing, n.e.c.  | s                              | s  | s  | s  | s   | s                             |
| H52230                     | Service activities incidental to air transportation                    |                                |  |  |  |   |                               |
| H52241                     | Containerized cargo handling, auxiliary activity to land transport     | 5                              | 1,288                                      | -  | 1,288                                    | -   | -                             |
| H52244                     | Cargo handling, auxiliary activity to air transport                    |                                |  |  |  |   |                               |
| H52291                     | Freight forwarding services  |                                |  |  |  |   |                               |
| H52292                     | Customs brokerage (ship and aircraft)                                  | 3                              | -  | -  | -  | -   | -                             |
| H52293                     | Logistics services   |                                |  |  |  |   |                               |
| <b>IVA - CALABARZON</b>    |  | <b>60</b>                      | <b>-</b>                                   | <b>-</b>                                 | <b>-</b>                                 | <b>-</b>  | <b>-</b>                      |
| H49201                     | Inter-urban bus line operation   | 10                             | -  | -  | -  | -   | -                             |
| H49202                     | Urban and suburban bus line operation                                  | 3                              | -  | -  | -  | -   | -                             |
| H49203                     | Local bus line operation   | 4                              | -  | -  | -  | -   | -                             |
| H49204                     | Chartered buses operation (e.g. tourist buses)                         |                                |  |  |  |   |                               |
| H49205                     | Operation of school buses/shuttle                                      | 3                              | -  | -  | -  | -   | -                             |
| H49310                     | Urban or suburban passenger land transport, except by railways and bus | s                              | s  | s  | s  | s   | s                             |
| H49332                     | Freight truck operation  | 21                             | -  | -  | -  | -   | -                             |
| H50112                     | Interisland water passenger transport                                  |                                |  |  |  |   |                               |
| H50122                     | Interisland water freight transport                                    | 3                              | -  | -  | -  | -   | -                             |
| H52104                     | Cold storage   | 7                              | -  | -  | -  | -   | -                             |
| H52109                     | Storage and warehousing, n.e.c.  |                                |  |  |  |   |                               |
| H52220                     | Service activities incidental to water transportation                  | 3                              | -  | -  | -  | -   | -                             |
| H52243                     | Cargo handling, auxiliary activity to water transport                  | s                              | s  | s  | s  | s   | s                             |
| H52291                     | Freight forwarding services  |                                |  |  |  |   |                               |
| H52293                     | Logistics services   | 4                              | -  | -  | -  | -   | -                             |

TABLE 6a.3 Number of Establishments and Capital Expenditures for Intangible Assets by Type for Transportation and Storage Establishments with Total Employment of 20 and Over by Region and Industry Sub-Class: Philippines, 2010 *(Continued)*

(Value in thousand pesos. Details may not add up to total due to rounding and/or statistical disclosure control)

| 2009<br>PSIC<br>Code         | Region/<br>Industry Description   | Number<br>of<br>Establishments | Capital Expenditures for Intangible Assets |  |  |   |                               |
|------------------------------|---|--------------------------------|--|--|--|---|-------------------------------|
|                              |   |                                | Total                                      | Intangible<br>Non-<br>Produced<br>Assets | Computer<br>Software<br>and<br>Databases | Entertainment,<br>Literary<br>and Artistic<br>Originals | Other<br>Intangible<br>Assets |
|                              |   | (1)                            | (2)  | (3)                                      | (4)                                      | (5)   | (6)                           |
| <b>IVB - MIMAROPA</b>        |   | <b>10</b>                      | -  | -  | -  | -   | -                             |
| H49203                       | Local bus line operation  | S                              | S  | S  | S  | S   | S                             |
| H50122                       | Interisland water freight transport                                     | S                              | S  | S  | S  | S   | S                             |
| H52220                       | Service activities incidental to water transportation                   | 7                              | -  | -  | -  | -   | -                             |
| H52242                       | Non- containerized cargo handling, auxiliary activity to land transport | S                              | S  | S  | S  | S   | S                             |
| <b>V - Bicol Region</b>      |   | <b>18</b>                      | <b>45</b>                                  | -  | <b>45</b>                                | -   | -                             |
| H49201                       | Inter-urban bus line operation  | }                              | 5  | 45                                       | -  | 45  | -                             |
| H49203                       | Local bus line operation  |                                |  |  |  |   |                               |
| H49332                       | Freight truck operation   | S                              | S  | S  | S  | S   | S                             |
| H50112                       | Interisland water passenger transport                                   | S                              | S  | S  | S  | S   | S                             |
| H50122                       | Interisland water freight transport                                     | S                              | S  | S  | S  | S   | S                             |
| H50210                       | Inland passenger water transport  | S                              | S  | S  | S  | S   | S                             |
| H52220                       | Service activities incidental to water transportation                   | 8                              | -  | -  | -  | -   | -                             |
| H52291                       | Freight forwarding services   | S                              | S  | S  | S  | S   | S                             |
| <b>VI - Western Visayas</b>  |   | <b>28</b>                      | -  | -  | -  | -   | -                             |
| H49201                       | Inter-urban bus line operation  | }                              | 7  | -  | -  | -   | -                             |
| H49203                       | Local bus line operation  |                                |  |  |  |   |                               |
| H49204                       | Chartered buses operation (e.g. tourist buses)                          | }                              |  |  |  |   |                               |
| H49332                       | Freight truck operation   | 8                              | -  | -  | -  | -   | -                             |
| H50112                       | Interisland water passenger transport                                   | }                              |  |  |  |   |                               |
| H50122                       | Interisland water freight transport                                     | }                              | 5  | -  | -  | -   | -                             |
| H50210                       | Inland passenger water transport  | S                              | S  | S  | S  | S   | S                             |
| H52109                       | Storage and warehousing, n.e.c.   | S                              | S  | S  | S  | S   | S                             |
| H52220                       | Service activities incidental to water transportation                   | 3                              | -  | -  | -  | -   | -                             |
| H52291                       | Freight forwarding services   | }                              | 3  | -  | -  | -   | -                             |
| H52292                       | Customs brokerage (ship and aircraft)                                   | }                              |  |  |  |   |                               |
| <b>VII - Central Visayas</b> |   | <b>76</b>                      | <b>1,142</b>                               | <b>1,142</b>                             | -  | -   | -                             |
| H49203                       | Local bus line operation  | 3                              | -  | -  | -  | -   | -                             |

TABLE 6a.3 Number of Establishments and Capital Expenditures for Intangible Assets by Type for Transportation and Storage Establishments with Total Employment of 20 and Over by Region and Industry Sub-Class: Philippines, 2010 *(Continued)*

(Value in thousand pesos. Details may not add up to total due to rounding and/or statistical disclosure control)

| 2009<br>PSIC<br>Code            | Region/<br>Industry Description                       | Number<br>of<br>Establishments | Capital Expenditures for Intangible Assets |  |  |   |                               |
|---------------------------------|---|--------------------------------|--|--|--|---|-------------------------------|
|                                 |   |                                | Total                                      | Intangible<br>Non-<br>Produced<br>Assets | Computer<br>Software<br>and<br>Databases | Entertainment,<br>Literary<br>and Artistic<br>Originals | Other<br>Intangible<br>Assets |
|                                 |   | (1)                            | (2)  | (3)                                      | (4)                                      | (5)   | (6)                           |
| H49323                          | Public utility cars and taxicabs operation            | 5                              | -  | -  | -  | -   | -                             |
| H49331                          | Truck-for-hire operation (with driver)                | S                              | S  | S  | S  | S   | S                             |
| H49332                          | Freight truck operation                               | 11                             | -  | -  | -  | -   | -                             |
| H50112                          | Interisland water passenger transport                 | 22                             | -  | -  | -  | -   | -                             |
| H50121                          | Ocean freight transport                               | }                              | 10   | -  | -  | -   | -                             |
| H50122                          | Interisland water freight transport                   |                                |  |  |  |   |                               |
| H50210                          | Inland passenger water transport                      | S                              | S  | S  | S  | S   | S                             |
| H50220                          | Inland freight water transport                        | S                              | S  | S  | S  | S   | S                             |
| H51103                          | Non-scheduled air passenger transport                 | S                              | S  | S  | S  | S   | S                             |
| H51203                          | Non-scheduled air freight transport                   | S                              | S  | S  | S  | S   | S                             |
| H52104                          | Cold storage  | S                              | S  | S  | S  | S   | S                             |
| H52211                          | Freight terminal facilities for trucking companies    | S                              | S  | S  | S  | S   | S                             |
| H52220                          | Service activities incidental to water transportation | 8                              | -  | -  | -  | -   | -                             |
| H52243                          | Cargo handling, auxiliary activity to water transport | S                              | S  | S  | S  | S   | S                             |
| H52291                          | Freight forwarding services                           | 4                              | -  | -  | -  | -   | -                             |
| H52292                          | Customs brokerage (ship and aircraft)                 | }                              | 3  | 1,142                                    | 1,142                                    | -   | -                             |
| H52293                          | Logistics services                                    |                                |  |  |  |   |                               |
| H53202                          | Messenger service                                     | S                              | S  | S  | S  | S   | S                             |
| <b>VIII - Eastern Visayas</b>   |   | <b>14</b>                      | <b>-</b>                                   | <b>-</b>                                 | <b>-</b>                                 | <b>-</b>  | <b>-</b>                      |
| H49201                          | Inter-urban bus line operation                        | }                              | 4  | -  | -  | -   | -                             |
| H49203                          | Local bus line operation                              |                                |  |  |  |   |                               |
| H49204                          | Chartered buses operation (e.g. tourist buses)        |                                |  |  |  |   |                               |
| H50112                          | Interisland water passenger transport                 | S                              | S  | S  | S  | S   | S                             |
| H50122                          | Interisland water freight transport                   | S                              | S  | S  | S  | S   | S                             |
| H52109                          | Storage and warehousing, n.e.c.                       | S                              | S  | S  | S  | S   | S                             |
| H52220                          | Service activities incidental to water transportation | }                              | 7  | -  | -  | -   | -                             |
| H52243                          | Cargo handling, auxiliary activity to water transport |                                |  |  |  |   |                               |
| <b>IX - Zamboanga Peninsula</b> |   | <b>9</b>                       | <b>-</b>                                   | <b>-</b>                                 | <b>-</b>                                 | <b>-</b>  | <b>-</b>                      |
| H50112                          | Interisland water passenger transport                 | 5                              | -  | -  | -  | -   | -                             |
| H52220                          | Service activities incidental to water transportation | }                              | 4  | -  | -  | -   | -                             |
| H52243                          | Cargo handling, auxiliary activity to water transport |                                |  |  |  |   |                               |

TABLE 6a.3 Number of Establishments and Capital Expenditures for Intangible Assets by Type for Transportation and Storage Establishments with Total Employment of 20 and Over by Region and Industry Sub-Class: Philippines, 2010 *(Continued)*

(Value in thousand pesos. Details may not add up to total due to rounding and/or statistical disclosure control)

| 2009<br>PSIC<br>Code  | Region/<br>Industry Description                                 | Number<br>of<br>Establishments | Capital Expenditures for Intangible Assets |  |  |   |                               |
|-----------------------|---|--------------------------------|--|--|--|---|-------------------------------|
|                       |   |                                | Total                                      | Intangible<br>Non-<br>Produced<br>Assets | Computer<br>Software<br>and<br>Databases | Entertainment,<br>Literary<br>and Artistic<br>Originals | Other<br>Intangible<br>Assets |
|                       |   | (1)                            | (2)  | (3)                                      | (4)                                      | (5)   | (6)                           |
| X - Northern Mindanao |   | 27                             | -  | -  | -  | -   | -                             |
| H49201                | Inter-urban bus line operation                                  | 3                              | -  | -  | -  | -   | -                             |
| H49204                | Chartered buses operation (e.g. tourist buses)                  | S                              | S  | S  | S  | S   | S                             |
| H49332                | Freight truck operation   | 8                              | -  | -  | -  | -   | -                             |
| H50112                | Interisland water passenger transport                           | S                              | S  | S  | S  | S   | S                             |
| H52220                | Service activities incidental to water transportation           | 8                              | -  | -  | -  | -   | -                             |
| H52243                | Cargo handling, auxiliary activity to water transport           | 3                              | -  | -  | -  | -   | -                             |
| H52291                | Freight forwarding services                                     | S                              | S  | S  | S  | S   | S                             |
| H52292                | Customs brokerage (ship and aircraft)                           | S                              | S  | S  | S  | S   | S                             |
| XI - Davao Region     |   | 30                             | -  | -  | -  | -   | -                             |
| H49202                | Urban and suburban bus line operation                           | }                              | 7  | -  | -  | -   | -                             |
| H49203                | Local bus line operation  |                                |  |  |  |   |                               |
| H49323                | Public utility cars and taxicabs operation                      | S                              | S  | S  | S  | S   | S                             |
| H49332                | Freight truck operation   | 9                              | -  | -  | -  | -   | -                             |
| H50123                | Towing and pushing services on coastal and trans-oceanic waters | S                              | S  | S  | S  | S   | S                             |
| H52103                | Customs bonded warehouses                                       | S                              | S  | S  | S  | S   | S                             |
| H52220                | Service activities incidental to water transportation           | 8                              | -  | -  | -  | -   | -                             |
| H52291                | Freight forwarding services                                     | }                              | 3  | -  | -  | -   | -                             |
| H52292                | Customs brokerage (ship and aircraft)                           |                                |  |  |  |   |                               |
| XII - SOCCSKSARGEN    |   | a/ 15                          | a/ -                                       | a/ -                                     | a/ -                                     | a/ -  | a/ -                          |
| H49201                | Inter-urban bus line operation                                  | S                              | S  | S  | S  | S   | S                             |
| H49332                | Freight truck operation   | 5                              | -  | -  | -  | -   | -                             |
| H50122                | Interisland water freight transport                             | S                              | S  | S  | S  | S   | S                             |
| H52104                | Cold storage  | S                              | S  | S  | S  | S   | S                             |
| H52220                | Service activities incidental to water transportation           | b/ 4                           | b/ -                                       | b/ -                                     | b/ -                                     | b/ -  | b/ -                          |
| H52243                | Cargo handling, auxiliary activity to water transport           | S                              | S  | S  | S  | S   | S                             |
| H52291                | Freight forwarding services                                     | S                              | S  | S  | S  | S   | S                             |

TABLE 6a.3 Number of Establishments and Capital Expenditures for Intangible Assets by Type for Transportation and Storage Establishments with Total Employment of 20 and Over by Region and Industry Sub-Class: Philippines, 2010 *(Concluded)*

(Value in thousand pesos. Details may not add up to total due to rounding and/or statistical disclosure control)

| 2009<br>PSIC<br>Code | Region/<br>Industry Description                       | Number<br>of<br>Establishments | Capital Expenditures for Intangible Assets |  |  |   |                               |
|----------------------|---|--------------------------------|--|--|--|---|-------------------------------|
|                      |   |                                | Total                                      | Intangible<br>Non-<br>Produced<br>Assets | Computer<br>Software<br>and<br>Databases | Entertainment,<br>Literary<br>and Artistic<br>Originals | Other<br>Intangible<br>Assets |
|                      |   | (1)                            | (2)  | (3)                                      | (4)                                      | (5)   | (6)                           |
|                      | <b>XIII - Caraga</b>                                  | <b>5</b>                       | -  | -  | -  | -   | -                             |
| H49331               | Truck-for-hire operation (with driver)                | s                              | s  | s  | s  | s   | s                             |
| H49332               | Freight truck operation                               | s                              | s  | s  | s  | s   | s                             |
| H52220               | Service activities incidental to water transportation | s                              | s  | s  | s  | s   | s                             |
|                      | <b>Autonomous Region in Muslim Mindanao</b>           | <b>c/</b>                      | <b>c/</b>                                  | <b>c/</b>                                | <b>c/</b>                                | <b>c/</b>   | <b>c/</b>                     |
| H52220               | Service activities incidental to water transportation | d/                             | d/   | d/                                       | d/                                       | d/  | d/                            |

*a/ - Includes data of ARMM*

*b/ - Includes data H52220 of ARMM*

*c/ - Data combined with SOCKSARGEN*

*d/ - Data combined with H52220 of SOCKSARGEN*

TABLE 7a Number of Establishments and Gross Additions to Tangible Fixed Assets for Transportation and Storage Establishments with Total Employment of 20 and Over by Region and Industry Sub-Class: Philippines, 2010

(Value in thousand pesos. Details may not add up to total due to rounding and/or statistical disclosure control)

| 2009<br>PSIC<br>Code | Region/<br>Industry Description  | Number<br>of<br>Establishments | Gross Additions   | Capital Expenditures | Sale of Tangible<br>Fixed Assets |
|----------------------|--|--------------------------------|-------------------|----------------------|----------------------------------|
|                      |  | (1)                            | (2)               | (3)                  | (4)                              |
|                      | <b>Philippines</b>   | <b>796</b>                     | <b>19,166,048</b> | <b>19,413,278</b>    | <b>247,230</b>                   |
| H49111               | Inter-urban passenger railway transport }                              |                                |                   |                      |                                  |
| H49112               | Urban and suburban railway transport }                                 | 3                              | 260,032           | 260,032              | -                                |
| H49201               | Inter-urban bus line operation   | 49                             | 592,526           | 595,942              | 3,416                            |
| H49202               | Urban and suburban bus line operation                                  | 20                             | 22,710            | 22,710               | -                                |
| H49203               | Local bus line operation   | 31                             | 115,447           | 130,376              | 14,929                           |
| H49204               | Chartered buses operation (e.g. tourist buses)                         | 24                             | 123,408           | 127,806              | 4,397                            |
| H49205               | Operation of school buses/shuttle                                      | 5                              | 15,940            | 15,940               | -                                |
| H49310               | Urban or suburban passenger land transport, except by railways and bus | s                              | s                 | s                    | s                                |
| H49323               | Public utility cars and taxicabs operation }                           | 13                             | 36,712            | 46,742               | 10,030                           |
| H49324               | Chartered cars operation (rent-a-car) }                                |                                |                   |                      |                                  |
| H49331               | Truck-for-hire operation (with driver)                                 | 4                              | -                 | -                    | -                                |
| H49332               | Freight truck operation  | 130                            | 401,415           | 401,415              | -                                |
| H49339               | Freight transport operation, by road, n.e.c.                           | s                              | s                 | s                    | s                                |
| H49400               | Transport via pipeline   | s                              | s                 | s                    | s                                |
| H50111               | Ocean passenger transport  | s                              | s                 | s                    | s                                |
| H50112               | Interisland water passenger transport                                  | 41                             | 4,075,574         | 4,075,574            | -                                |
| H50113               | Renting of ship with operator  | s                              | s                 | s                    | s                                |
| H50121               | Ocean freight transport  | 13                             | 13,173            | 13,418               | 246                              |
| H50122               | Interisland water freight transport                                    | 41                             | 754,158           | 879,949              | 125,791                          |
| H50123               | Towing and pushing services on coastal and trans-oceanic waters        | s                              | s                 | s                    | s                                |
| H50210               | Inland passenger water transport }                                     | 5                              | 280               | 280                  | -                                |
| H50220               | Inland freight water transport }                                       |                                |                   |                      |                                  |
| H51101               | Domestic air passenger transport }                                     | 4                              | 8,396,823         | 8,396,823            | -                                |
| H51102               | International air passenger transport }                                |                                |                   |                      |                                  |
| H51103               | Non-scheduled air passenger transport                                  | 6                              | 703,615           | 703,615              | -                                |
| H51203               | Non-scheduled air freight transport                                    | s                              | s                 | s                    | s                                |
| H52101               | General bonded warehouses except grain warehouse }                     |                                |                   |                      |                                  |
| H52103               | Customs bonded warehouses }  | 7                              | 29,540            | 29,540               | -                                |
| H52104               | Cold storage   | 20                             | 217,065           | 221,038              | 3,973                            |
| H52109               | Storage and warehousing, n.e.c.  | 9                              | 589,264           | 589,264              | -                                |
| H52211               | Freight terminal facilities for trucking companies                     | s                              | s                 | s                    | s                                |
| H52212               | Operation of parking lots  | 7                              | 14,725            | 14,725               | -                                |
| H52213               | Operation of toll roads and bridges                                    | 7                              | 53,537            | 91,252               | 37,715                           |
| H52219               | Other supporting land transport activities, n.e.c.                     | s                              | s                 | s                    | s                                |
| H52220               | Service activities incidental to water transportation                  | 78                             | 693,897           | 695,433              | 1,536                            |
| H52230               | Service activities incidental to air transportation                    | 3                              | 56,888            | 61,364               | 4,475                            |

TABLE 7a Number of Establishments and Gross Additions to Tangible Fixed Assets for Transportation and Storage Establishments with Total Employment of 20 and Over by Region and Industry Sub-Class: Philippines, 2010 *(Continued)*

(Value in thousand pesos. Details may not add up to total due to rounding and/or statistical disclosure control)

| 2009<br>PSIC<br>Code | Region/<br>Industry Description   | Number<br>of<br>Establishments | Gross Additions   | Capital Expenditures | Sale of Tangible<br>Fixed Assets |
|----------------------|---|--------------------------------|-------------------|----------------------|----------------------------------|
|                      |   | (1)                            | (2)               | (3)                  | (4)                              |
| H52241               | Containerized cargo handling, auxiliary activity to land transport      | 4                              | 240,045           | 253,875              | 13,830                           |
| H52242               | Non- containerized cargo handling, auxiliary activity to land transport | s                              | s                 | s                    | s                                |
| H52243               | Cargo handling, auxiliary activity to water transport }                 | 11                             | 48,744            | 48,744               | -                                |
| H52244               | Cargo handling, auxiliary activity to air transport }                   |                                |                   |                      |                                  |
| H52291               | Freight forwarding services   | 121                            | 481,754           | 498,371              | 16,617                           |
| H52292               | Customs brokerage (ship and aircraft)                                   | 46                             | 93,427            | 93,427               | -                                |
| H52293               | Logistics services  | 36                             | 299,672           | 308,719              | 9,047                            |
| H53202               | Messenger service   | 45                             | 441,138           | 441,138              | -                                |
|                      | <b>National Capital Region</b>  | <b>466</b>                     | <b>17,159,484</b> | <b>17,387,632</b>    | <b>228,148</b>                   |
| H49111               | Inter-urban passenger railway transport }                               |                                |                   |                      |                                  |
| H49112               | Urban and suburban railway transport }                                  | 3                              | 260,032           | 260,032              | -                                |
| H49201               | Inter-urban bus line operation  | 18                             | 372,538           | 373,148              | 610                              |
| H49202               | Urban and suburban bus line operation                                   | 16                             | 22,710            | 22,710               | -                                |
| H49203               | Local bus line operation  | 4                              | 18,316            | 18,316               | -                                |
| H49204               | Chartered buses operation (e.g. tourist buses)                          | 18                             | 123,408           | 127,806              | 4,397                            |
| H49205               | Operation of school buses/shuttle                                       | 3                              | 15,940            | 15,940               | -                                |
| H49323               | Public utility cars and taxicabs operation }                            | 7                              | 35,857            | 45,887               | 10,030                           |
| H49324               | Chartered cars operation (rent-a-car) }                                 |                                |                   |                      |                                  |
| H49331               | Truck-for-hire operation (with driver)                                  | s                              | s                 | s                    | s                                |
| H49332               | Freight truck operation   | 58                             | 188,519           | 188,519              | -                                |
| H49339               | Freight transport operation, by road, n.e.c.                            | s                              | s                 | s                    | s                                |
| H49400               | Transport via pipeline  | s                              | s                 | s                    | s                                |
| H50111               | Ocean passenger transport }   |                                |                   |                      |                                  |
| H50112               | Interisland water passenger transport }                                 | 9                              | 3,806,145         | 3,806,145            | -                                |
| H50113               | Renting of ship with operator   | s                              | s                 | s                    | s                                |
| H50121               | Ocean freight transport   | 11                             | 13,101            | 13,347               | 246                              |
| H50122               | Interisland water freight transport                                     | 23                             | 573,825           | 699,581              | 125,756                          |
| H50123               | Towing and pushing services on coastal and trans-oceanic waters         | s                              | s                 | s                    | s                                |
| H50210               | Inland passenger water transport  | s                              | s                 | s                    | s                                |
| H51101               | Domestic air passenger transport }                                      | 3                              | 8,396,823         | 8,396,823            | -                                |
| H51102               | International air passenger transport }                                 |                                |                   |                      |                                  |
| H51103               | Non-scheduled air passenger transport                                   | 5                              | 701,378           | 701,378              | -                                |
| H52103               | Customs bonded warehouses   | 5                              | 26,073            | 26,073               | -                                |
| H52104               | Cold storage  | 12                             | 106,575           | 110,478              | 3,903                            |

TABLE 7a Number of Establishments and Gross Additions to Tangible Fixed Assets for Transportation and Storage Establishments with Total Employment of 20 and Over by Region and Industry Sub-Class: Philippines, 2010 *(Continued)*

(Value in thousand pesos. Details may not add up to total due to rounding and/or statistical disclosure control)

| 2009<br>PSIC<br>Code                    | Region/<br>Industry Description                                       | Number<br>of<br>Establishments | Gross Additions | Capital Expenditures | Sale of Tangible<br>Fixed Assets |
|---|---|--------------------------------|-----------------|----------------------|----------------------------------|
|   |   | (1)                            | (2)             | (3)                  | (4)                              |
| H52109                                  | Storage and warehousing, n.e.c.                                       | 4                              | 586,485         | 586,485              | -                                |
| H52211                                  | Freight terminal facilities for trucking companies                    | s                              | s               | s                    | s                                |
| H52212                                  | Operation of parking lots   | 7                              | 14,725          | 14,725               | -                                |
| H52213                                  | Operation of toll roads and bridges                                   | 7                              | 53,537          | 91,252               | 37,715                           |
| H52219                                  | Other supporting land transport activities, n.e.c.                    | s                              | s               | s                    | s                                |
| H52220                                  | Service activities incidental to water transportation                 | 17                             | 341,249         | 342,785              | 1,536                            |
| H52230                                  | Service activities incidental to air transportation                   | s                              | s               | s                    | s                                |
| H52241                                  | Containerized cargo handling, auxiliary activity to<br>land transport | 3                              | 244,833         | 258,663              | 13,830                           |
| H52244                                  | Cargo handling, auxiliary activity to air transport                   |                                |                 |                      |                                  |
| H52291                                  | Freight forwarding services   | 108                            | 454,299         | 470,164              | 15,864                           |
| H52292                                  | Customs brokerage (ship and aircraft)                                 | 41                             | 81,508          | 81,508               | -                                |
| H52293                                  | Logistics services  | 30                             | 205,662         | 214,709              | 9,047                            |
| H53202                                  | Messenger service   | 44                             | 426,833         | 426,833              | -                                |
| <b>Cordillera Administrative Region</b> |   | <b>3</b>                       | <b>-</b>        | <b>-</b>             | <b>-</b>                         |
| H49201                                  | Inter-urban bus line operation  | 3                              | -               | -                    | -                                |
| H49203                                  | Local bus line operation  |                                |                 |                      |                                  |
| <b>I-Ilocos Region</b>                  |   | <b>6</b>                       | <b>-</b>        | <b>-</b>             | <b>-</b>                         |
| H49201                                  | Inter-urban bus line operation  | s                              | s               | s                    | s                                |
| H49204                                  | Chartered buses operation (e.g. tourist buses)                        | s                              | s               | s                    | s                                |
| H49332                                  | Freight truck operation   | s                              | s               | s                    | s                                |
| H52104                                  | Cold storage  | s                              | s               | s                    | s                                |
| <b>II - Cagayan Valley</b>              |   | <b>3</b>                       | <b>10,270</b>   | <b>10,270</b>        | <b>-</b>                         |
| H49201                                  | Inter-urban bus line operation  | s                              | s               | s                    | s                                |
| H50122                                  | Interisland water freight transport                                   | s                              | s               | s                    | s                                |
| <b>III - Central Luzon</b>              |   | <b>26</b>                      | <b>274,534</b>  | <b>274,534</b>       | <b>-</b>                         |
| H49201                                  | Inter-urban bus line operation  | 5                              | 79,103          | 79,103               | -                                |

TABLE 7a Number of Establishments and Gross Additions to Tangible Fixed Assets for Transportation and Storage Establishments with Total Employment of 20 and Over by Region and Industry Sub-Class: Philippines, 2010 *(Continued)*

(Value in thousand pesos. Details may not add up to total due to rounding and/or statistical disclosure control)

| 2009<br>PSIC<br>Code    | Region/<br>Industry Description   | Number<br>of<br>Establishments | Gross Additions | Capital Expenditures | Sale of Tangible<br>Fixed Assets |
|-------------------------|---|--------------------------------|-----------------|----------------------|----------------------------------|
|                         |   | (1)                            | (2)             | (3)                  | (4)                              |
| H49203                  | Local bus line operation }  | 3                              | -               | -                    | -                                |
| H49204                  | Chartered buses operation (e.g. tourist buses) }                          |                                |                 |                      |                                  |
| H49332                  | Freight truck operation   | 7                              | 101,832         | 101,832              | -                                |
| H51101                  | Domestic air passenger transport  | s                              | s               | s                    | s                                |
| H52101                  | General bonded warehouses except grain warehouse                          | s                              | s               | s                    | s                                |
| H52109                  | Storage and warehousing, n.e.c.   | s                              | s               | s                    | s                                |
| H52230                  | Service activities incidental to air transportation }                     |                                |                 |                      |                                  |
| H52241                  | Containerized cargo handling, auxiliary activity<br>to land transport }   | 5                              | 78,016          | 78,016               | -                                |
| H52244                  | Cargo handling, auxiliary activity to air transport }                     |                                |                 |                      |                                  |
| H52291                  | Freight forwarding services }   |                                |                 |                      |                                  |
| H52292                  | Customs brokerage (ship and aircraft) }                                   | 3                              | 11,254          | 11,254               | -                                |
| H52293                  | Logistics services }  |                                |                 |                      |                                  |
| <b>IVA - CALABARZON</b> |   | <b>60</b>                      | <b>227,371</b>  | <b>227,441</b>       | <b>70</b>                        |
| H49201                  | Inter-urban bus line operation  | 10                             | 5,837           | 5,837                | -                                |
| H49202                  | Urban and suburban bus line operation                                     | 3                              | -               | -                    | -                                |
| H49203                  | Local bus line operation  | 4                              | 9,000           | 9,000                | -                                |
| H49204                  | Chartered buses operation (e.g. tourist buses) }                          |                                |                 |                      |                                  |
| H49205                  | Operation of school buses/shuttle }                                       | 3                              | -               | -                    | -                                |
| H49310                  | Urban or suburban passenger land transport, except<br>by railways and bus | s                              | s               | s                    | s                                |
| H49332                  | Freight truck operation   | 21                             | 7,876           | 7,876                | -                                |
| H50112                  | Interisland water passenger transport }                                   |                                |                 |                      |                                  |
| H50122                  | Interisland water freight transport }                                     | 3                              | 94,684          | 94,684               | -                                |
| H52104                  | Cold storage }  | 7                              | 37,795          | 37,865               | 70                               |
| H52109                  | Storage and warehousing, n.e.c. }   |                                |                 |                      |                                  |
| H52220                  | Service activities incidental to water transportation                     | 3                              | 2,930           | 2,930                | -                                |
| H52243                  | Cargo handling, auxiliary activity to water transport                     | s                              | s               | s                    | s                                |
| H52291                  | Freight forwarding services }   |                                |                 |                      |                                  |
| H52293                  | Logistics services }  | 4                              | 69,249          | 69,249               | -                                |
| <b>IVB - MIMAROPA</b>   |   | <b>10</b>                      | <b>14</b>       | <b>14</b>            | <b>-</b>                         |
| H49203                  | Local bus line operation  | s                              | s               | s                    | s                                |
| H50122                  | Interisland water freight transport                                       | s                              | s               | s                    | s                                |
| H52220                  | Service activities incidental to water transportation                     | 7                              | -               | -                    | -                                |

TABLE 7a Number of Establishments and Gross Additions to Tangible Fixed Assets for Transportation and Storage Establishments with Total Employment of 20 and Over by Region and Industry Sub-Class: Philippines, 2010 *(Continued)*

(Value in thousand pesos. Details may not add up to total due to rounding and/or statistical disclosure control)

| 2009<br>PSIC<br>Code         | Region/<br>Industry Description  | Number<br>of<br>Establishments | Gross Additions | Capital Expenditures | Sale of Tangible<br>Fixed Assets |
|------------------------------|--|--------------------------------|-----------------|----------------------|----------------------------------|
|                              |  | (1)                            | (2)             | (3)                  | (4)                              |
| H52242                       | Non- containerized cargo handling, auxiliary activity<br>to land transport | s                              | s               | s                    | s                                |
| <b>V - Bicol Region</b>      |  | <b>18</b>                      | <b>45,525</b>   | <b>45,525</b>        | <b>-</b>                         |
| H49201                       | Inter-urban bus line operation }   |                                |                 |                      |                                  |
| H49203                       | Local bus line operation }   | 5                              | 13,707          | 13,707               | -                                |
| H49332                       | Freight truck operation  | s                              | s               | s                    | s                                |
| H50112                       | Interisland water passenger transport                                      | s                              | s               | s                    | s                                |
| H50122                       | Interisland water freight transport  | s                              | s               | s                    | s                                |
| H50210                       | Inland passenger water transport   | s                              | s               | s                    | s                                |
| H52220                       | Service activities incidental to water transportation                      | 8                              | 21,991          | 21,991               | -                                |
| H52291                       | Freight forwarding services  | s                              | s               | s                    | s                                |
| <b>VI - Western Visayas</b>  |  | <b>28</b>                      | <b>138,820</b>  | <b>141,626</b>       | <b>2,806</b>                     |
| H49201                       | Inter-urban bus line operation }   |                                |                 |                      |                                  |
| H49203                       | Local bus line operation }   | 7                              | 123,913         | 126,719              | 2,806                            |
| H49204                       | Chartered buses operation (e.g. tourist buses) }                           |                                |                 |                      |                                  |
| H49332                       | Freight truck operation  | 8                              | 520             | 520                  | -                                |
| H50112                       | Interisland water passenger transport }                                    |                                |                 |                      |                                  |
| H50122                       | Interisland water freight transport }                                      | 5                              | 14,362          | 14,362               | -                                |
| H50210                       | Inland passenger water transport   | s                              | s               | s                    | s                                |
| H52109                       | Storage and warehousing, n.e.c.  | s                              | s               | s                    | s                                |
| H52220                       | Service activities incidental to water transportation                      | 3                              | 25              | 25                   | -                                |
| H52291                       | Freight forwarding services }  | 3                              | -               | -                    | -                                |
| H52292                       | Customs brokerage (ship and aircraft) }                                    |                                |                 |                      |                                  |
| <b>VII - Central Visayas</b> |  | <b>76</b>                      | <b>935,272</b>  | <b>935,796</b>       | <b>524</b>                       |
| H49203                       | Local bus line operation   | 3                              | -               | -                    | -                                |
| H49323                       | Public utility cars and taxicabs operation                                 | 5                              | 855             | 855                  | -                                |
| H49331                       | Truck-for-hire operation (with driver)                                     | s                              | s               | s                    | s                                |
| H49332                       | Freight truck operation  | 11                             | 17,976          | 17,976               | -                                |
| H50112                       | Interisland water passenger transport                                      | 22                             | 506,977         | 506,977              | -                                |
| H50121                       | Ocean freight transport }  |                                |                 |                      |                                  |
| H50122                       | Interisland water freight transport }                                      | 10                             | 74,071          | 74,106               | 35                               |

TABLE 7a Number of Establishments and Gross Additions to Tangible Fixed Assets for Transportation and Storage Establishments with Total Employment of 20 and Over by Region and Industry Sub-Class: Philippines, 2010 *(Continued)*

(Value in thousand pesos. Details may not add up to total due to rounding and/or statistical disclosure control)

| 2009<br>PSIC<br>Code | Region/<br>Industry Description                       | Number<br>of<br>Establishments | Gross Additions | Capital Expenditures | Sale of Tangible<br>Fixed Assets |   |
|----------------------|---|--------------------------------|-----------------|----------------------|----------------------------------|---|
|                      |   | (1)                            | (2)             | (3)                  | (4)                              |   |
|                      |   |                                |                 |                      |                                  |   |
| H50210               | Inland passenger water transport                      | s                              | s               | s                    | s                                |   |
| H50220               | Inland freight water transport                        | s                              | s               | s                    | s                                |   |
| H51103               | Non-scheduled air passenger transport                 | s                              | s               | s                    | s                                |   |
| H51203               | Non-scheduled air freight transport                   | s                              | s               | s                    | s                                |   |
| H52104               | Cold storage  | s                              | s               | s                    | s                                |   |
| H52211               | Freight terminal facilities for trucking companies    | s                              | s               | s                    | s                                |   |
| H52220               | Service activities incidental to water transportation | 8                              | 239,464         | 239,464              | -                                |   |
| H52243               | Cargo handling, auxiliary activity to water transport | s                              | s               | s                    | s                                |   |
| H52291               | Freight forwarding services                           | 4                              | -               | -                    | -                                |   |
| H52292               | Customs brokerage (ship and aircraft)                 | }                              |                 |                      |                                  |   |
| H52293               | Logistics services                                    | }                              | 3               | 24,867               | 24,867                           | - |
| H53202               | Messenger service                                     | s                              | s               | s                    | s                                |   |
|                      |   |                                |                 |                      |                                  |   |
|                      | VIII - Eastern Visayas                                | 14                             | 11,804          | 11,804               | -                                |   |
|                      |   |                                |                 |                      |                                  |   |
| H49201               | Inter-urban bus line operation                        | }                              |                 |                      |                                  |   |
| H49203               | Local bus line operation                              | }                              | 4               | -                    | -                                | - |
| H49204               | Chartered buses operation (e.g. tourist buses)        | }                              |                 |                      |                                  |   |
| H50112               | Interisland water passenger transport                 | s                              | s               | s                    | s                                |   |
| H50122               | Interisland water freight transport                   | s                              | s               | s                    | s                                |   |
| H52109               | Storage and warehousing, n.e.c.                       | s                              | s               | s                    | s                                |   |
| H52220               | Service activities incidental to water transportation | }                              | 7               | 11,803               | 11,803                           | - |
| H52243               | Cargo handling, auxiliary activity to water transport | }                              |                 |                      |                                  |   |
|                      |   |                                |                 |                      |                                  |   |
|                      | IX - Zamboanga Peninsula                              | 9                              | 6,464           | 6,464                | -                                |   |
|                      |   |                                |                 |                      |                                  |   |
| H50112               | Interisland water passenger transport                 | 5                              | -               | -                    | -                                |   |
| H52220               | Service activities incidental to water transportation | }                              | 4               | 6,464                | 6,464                            | - |
| H52243               | Cargo handling, auxiliary activity to water transport | }                              |                 |                      |                                  |   |
|                      |   |                                |                 |                      |                                  |   |
|                      | X - Northern Mindanao                                 | 27                             | 28,999          | 28,999               | -                                |   |
|                      |   |                                |                 |                      |                                  |   |
| H49201               | Inter-urban bus line operation                        | 3                              | -               | -                    | -                                |   |
| H49204               | Chartered buses operation (e.g. tourist buses)        | s                              | s               | s                    | s                                |   |
| H49332               | Freight truck operation                               | 8                              | 1,413           | 1,413                | -                                |   |
| H50112               | Interisland water passenger transport                 | s                              | s               | s                    | s                                |   |
| H52220               | Service activities incidental to water transportation | 8                              | -               | -                    | -                                |   |

TABLE 7a Number of Establishments and Gross Additions to Tangible Fixed Assets for Transportation and Storage Establishments with Total Employment of 20 and Over by Region and Industry Sub-Class: Philippines, 2010 *(Concluded)*

(Value in thousand pesos. Details may not add up to total due to rounding and/or statistical disclosure control)

| 2009<br>PSIC<br>Code                        | Region/<br>Industry Description                                 | Number<br>of<br>Establishments | Gross Additions  | Capital Expenditures | Sale of Tangible<br>Fixed Assets |
|---|---|--------------------------------|------------------|----------------------|----------------------------------|
|   |   | (1)                            | (2)              | (3)                  | (4)                              |
| H52243                                      | Cargo handling, auxiliary activity to water transport           | 3                              | 12,051           | 12,051               | -                                |
| H52291                                      | Freight forwarding services                                     | s                              | s                | s                    | s                                |
| H52292                                      | Customs brokerage (ship and aircraft)                           | s                              | s                | s                    | s                                |
| <b>XI - Davao Region</b>                    |   | <b>30</b>                      | <b>255,147</b>   | <b>270,829</b>       | <b>15,682</b>                    |
| H49202                                      | Urban and suburban bus line operation }                         |                                |                  |                      |                                  |
| H49203                                      | Local bus line operation }                                      | 7                              | 85,435           | 100,363              | 14,929                           |
| H49323                                      | Public utility cars and taxicabs operation                      | s                              | s                | s                    | s                                |
| H49332                                      | Freight truck operation   | 9                              | 70,977           | 70,977               | -                                |
| H50123                                      | Towing and pushing services on coastal and trans-oceanic waters | s                              | s                | s                    | s                                |
| H52103                                      | Customs bonded warehouses                                       | s                              | s                | s                    | s                                |
| H52220                                      | Service activities incidental to water transportation           | 8                              | 75,100           | 75,100               | -                                |
| H52291                                      | Freight forwarding services }                                   | 3                              | 23,635           | 24,388               | 753                              |
| H52292                                      | Customs brokerage (ship and aircraft) }                         |                                |                  |                      |                                  |
| <b>XII - SOCCSKSARGEN</b>                   |   | <b>a/ 15</b>                   | <b>a/ 71,727</b> | <b>a/ 71,727</b>     | <b>a/ -</b>                      |
| H49201                                      | Inter-urban bus line operation                                  | s                              | s                | s                    | s                                |
| H49332                                      | Freight truck operation   | 5                              | 8,524            | 8,524                | -                                |
| H50122                                      | Interisland water freight transport                             | s                              | s                | s                    | s                                |
| H52104                                      | Cold storage  | s                              | s                | s                    | s                                |
| H52220                                      | Service activities incidental to water transportation           | b/ 4                           | b/ 4,466         | b/ 4,466             | b/ -                             |
| H52243                                      | Cargo handling, auxiliary activity to water transport           | s                              | s                | s                    | s                                |
| H52291                                      | Freight forwarding services                                     | s                              | s                | s                    | s                                |
| <b>XIII - Caraga</b>                        |   | <b>5</b>                       | <b>617</b>       | <b>617</b>           | <b>-</b>                         |
| H49331                                      | Truck-for-hire operation (with driver)                          | s                              | s                | s                    | s                                |
| H49332                                      | Freight truck operation   | s                              | s                | s                    | s                                |
| H52220                                      | Service activities incidental to water transportation           | s                              | s                | s                    | s                                |
| <b>Autonomous Region in Muslim Mindanao</b> |   | <b>c/</b>                      | <b>c/</b>        | <b>c/</b>            | <b>c/</b>                        |
| H52220                                      | Service activities incidental to water transportation           | d/                             | d/               | d/                   | d/                               |

a/ - Includes data of ARMM

b/ - Includes data H52220 of ARMM

c/ - Data combined with SOCCKSARGEN

d/ - Data combined with H52220 of SOCCKSARGEN

TABLE 7a.1 Number of Establishments and Sale of Tangible Fixed Assets by Type for Transportation and Storage Establishments with Total Employment of 20 and Over by Region and Industry Sub-Class: Philippines, 2010

(Value in thousand pesos. Details may not add up to total due to rounding and/or statistical disclosure control)

| 2009<br>PSIC<br>Code | Region/<br>Industry Description   | Number<br>of<br>Establishments | Sale of Tangible Fixed Assets |               |   |                        |
|----------------------|---|--------------------------------|-------------------------------|---------------|---|------------------------|
|                      |   |                                | Total                         | Land          | Buildings, Other<br>Structures and Land<br>Improvements | Transport<br>Equipment |
|                      |   | (1)                            | (2)                           | (3)           | (4)   | (5)                    |
|                      | <b>Philippines</b>  | <b>796</b>                     | <b>247,230</b>                | <b>15,000</b> | <b>8,053</b>  | <b>202,060</b>         |
| H49111               | Inter-urban passenger railway transport }                                 |                                |                               |               |   |                        |
| H49112               | Urban and suburban railway transport }                                    | 3                              | -                             | -             | -   | -                      |
| H49201               | Inter-urban bus line operation  | 49                             | 3,416                         | -             | -   | 3,416                  |
| H49202               | Urban and suburban bus line operation                                     | 20                             | -                             | -             | -   | -                      |
| H49203               | Local bus line operation  | 31                             | 14,929                        | -             | -   | 14,929                 |
| H49204               | Chartered buses operation (e.g. tourist buses)                            | 24                             | 4,397                         | -             | 3,775   | 616                    |
| H49205               | Operation of school buses/shuttle   | 5                              | -                             | -             | -   | -                      |
| H49310               | Urban or suburban passenger land transport,<br>except by railways and bus | s                              | s                             | s             | s   | s                      |
| H49323               | Public utility cars and taxicabs operation }                              | 13                             | 10,030                        | -             | -   | 10,030                 |
| H49324               | Chartered cars operation (rent-a-car) }                                   |                                |                               |               |   |                        |
| H49331               | Truck-for-hire operation (with driver)                                    | 4                              | -                             | -             | -   | -                      |
| H49332               | Freight truck operation   | 130                            | -                             | -             | -   | -                      |
| H49339               | Freight transport operation, by road, n.e.c.                              | s                              | s                             | s             | s   | s                      |
| H49400               | Transport via pipeline  | s                              | s                             | s             | s   | s                      |
| H50111               | Ocean passenger transport   | s                              | s                             | s             | s   | s                      |
| H50112               | Interisland water passenger transport                                     | 41                             | -                             | -             | -   | -                      |
| H50113               | Renting of ship with operator   | s                              | s                             | s             | s   | s                      |
| H50121               | Ocean freight transport   | 13                             | 246                           | -             | -   | -                      |
| H50122               | Interisland water freight transport                                       | 41                             | 125,791                       | -             | -   | 110,791                |
| H50123               | Towing and pushing services on coastal and trans-<br>oceanic waters       | s                              | s                             | s             | s   | s                      |
| H50210               | Inland passenger water transport }  | 5                              | -                             | -             | -   | -                      |
| H50220               | Inland freight water transport }  |                                |                               |               |   |                        |
| H51101               | Domestic air passenger transport }  | 4                              | -                             | -             | -   | -                      |
| H51102               | International air passenger transport }                                   |                                |                               |               |   |                        |
| H51103               | Non-scheduled air passenger transport                                     | 6                              | -                             | -             | -   | -                      |
| H51203               | Non-scheduled air freight transport                                       | s                              | s                             | s             | s   | s                      |
| H52101               | General bonded warehouses except grain warehouse }                        |                                |                               |               |   |                        |
| H52103               | Customs bonded warehouses }   | 7                              | -                             | -             | -   | -                      |
| H52104               | Cold storage  | 20                             | 3,973                         | -             | -   | 3,907                  |
| H52109               | Storage and warehousing, n.e.c.   | 9                              | -                             | -             | -   | -                      |
| H52211               | Freight terminal facilities for trucking companies                        | s                              | s                             | s             | s   | s                      |
| H52212               | Operation of parking lots   | 7                              | -                             | -             | -   | -                      |
| H52213               | Operation of toll roads and bridges                                       | 7                              | 37,715                        | -             | 4,163   | 27,720                 |
| H52219               | Other supporting land transport activities, n.e.c.                        | s                              | s                             | s             | s   | s                      |
| H52220               | Service activities incidental to water transportation                     | 78                             | 1,536                         | -             | -   | 1,512                  |
| H52230               | Service activities incidental to air transportation                       | 3                              | 4,475                         | -             | -   | 4,475                  |

TABLE 7a.1 Number of Establishments and Sale of Tangible Fixed Assets by Type for Transportation and Storage Establishments with Total Employment of 20 and Over by Region and Industry Sub-Class: Philippines, 2010 *(Continued)*

(Value in thousand pesos. Details may not add up to total due to rounding and/or statistical disclosure control)

| 2009<br>PSIC<br>Code | Region/<br>Industry Description   | Number<br>of<br>Establishments | Sale of Tangible Fixed Assets |               |   |                        |
|----------------------|---|--------------------------------|-------------------------------|---------------|---|------------------------|
|                      |   |                                | Total                         | Land          | Buildings, Other<br>Structures and Land<br>Improvements | Transport<br>Equipment |
|                      |   | (1)                            | (2)                           | (3)           | (4)   | (5)                    |
| H52241               | Containerized cargo handling, auxiliary activity to land transport      | 4                              | 13,830                        | -             | -   | 13,830                 |
| H52242               | Non- containerized cargo handling, auxiliary activity to land transport | s                              | s                             | s             | s   | s                      |
| H52243               | Cargo handling, auxiliary activity to water transport }                 | 11                             | -                             | -             | -   | -                      |
| H52244               | Cargo handling, auxiliary activity to air transport }                   |                                |                               |               |   |                        |
| H52291               | Freight forwarding services   | 121                            | 16,617                        | 15,000        | -   | 1,073                  |
| H52292               | Customs brokerage (ship and aircraft)                                   | 46                             | -                             | -             | -   | -                      |
| H52293               | Logistics services  | 36                             | 9,047                         | -             | 115   | 8,534                  |
| H53202               | Messenger service   | 45                             | -                             | -             | -   | -                      |
|                      | <b>National Capital Region</b>  | <b>466</b>                     | <b>228,148</b>                | <b>15,000</b> | <b>8,053</b>  | <b>182,978</b>         |
| H49111               | Inter-urban passenger railway transport }                               |                                |                               |               |   |                        |
| H49112               | Urban and suburban railway transport }                                  | 3                              | -                             | -             | -   | -                      |
| H49201               | Inter-urban bus line operation  | 18                             | 610                           | -             | -   | 610                    |
| H49202               | Urban and suburban bus line operation                                   | 16                             | -                             | -             | -   | -                      |
| H49203               | Local bus line operation  | 4                              | -                             | -             | -   | -                      |
| H49204               | Chartered buses operation (e.g. tourist buses)                          | 18                             | 4,397                         | -             | 3,775   | 616                    |
| H49205               | Operation of school buses/shuttle                                       | 3                              | -                             | -             | -   | -                      |
| H49323               | Public utility cars and taxicabs operation }                            | 7                              | 10,030                        | -             | -   | 10,030                 |
| H49324               | Chartered cars operation (rent-a-car) }                                 |                                |                               |               |   |                        |
| H49331               | Truck-for-hire operation (with driver)                                  | s                              | s                             | s             | s   | s                      |
| H49332               | Freight truck operation   | 58                             | -                             | -             | -   | -                      |
| H49339               | Freight transport operation, by road, n.e.c.                            | s                              | s                             | s             | s   | s                      |
| H49400               | Transport via pipeline  | s                              | s                             | s             | s   | s                      |
| H50111               | Ocean passenger transport }   |                                |                               |               |   |                        |
| H50112               | Interisland water passenger transport }                                 | 9                              | -                             | -             | -   | -                      |
| H50113               | Renting of ship with operator   | s                              | s                             | s             | s   | s                      |
| H50121               | Ocean freight transport   | 11                             | 246                           | -             | -   | -                      |
| H50122               | Interisland water freight transport                                     | 23                             | 125,756                       | -             | -   | 110,756                |
| H50123               | Towing and pushing services on coastal and trans-oceanic waters         | s                              | s                             | s             | s   | s                      |
| H50210               | Inland passenger water transport  | s                              | s                             | s             | s   | s                      |
| H51101               | Domestic air passenger transport }                                      | 3                              | -                             | -             | -   | -                      |
| H51102               | International air passenger transport }                                 |                                |                               |               |   |                        |
| H51103               | Non-scheduled air passenger transport                                   | 5                              | -                             | -             | -   | -                      |
| H52103               | Customs bonded warehouses   | 5                              | -                             | -             | -   | -                      |
| H52104               | Cold storage  | 12                             | 3,903                         | -             | -   | 3,837                  |

TABLE 7a.1 Number of Establishments and Sale of Tangible Fixed Assets by Type for Transportation and Storage Establishments with Total Employment of 20 and Over by Region and Industry Sub-Class: Philippines, 2010 *(Continued)*

(Value in thousand pesos. Details may not add up to total due to rounding and/or statistical disclosure control)

| 2009<br>PSIC<br>Code             | Region/<br>Industry Description                                       | Number<br>of<br>Establishments | Sale of Tangible Fixed Assets |        |   |                        |        |
|----------------------------------|---|--------------------------------|-------------------------------|--------|---|------------------------|--------|
|                                  |   |                                | Total                         | Land   | Buildings, Other<br>Structures and Land<br>Improvements | Transport<br>Equipment |        |
|                                  |   |                                | (1)                           | (2)    | (3)   | (4)                    | (5)    |
| H52109                           | Storage and warehousing, n.e.c.                                       | 4                              | -                             | -      | -   | -                      |        |
| H52211                           | Freight terminal facilities for trucking companies                    | s                              | s                             | s      | s   | s                      |        |
| H52212                           | Operation of parking lots   | 7                              | -                             | -      | -   | -                      |        |
| H52213                           | Operation of toll roads and bridges                                   | 7                              | 37,715                        | -      | 4,163   | 27,720                 |        |
| H52219                           | Other supporting land transport activities, n.e.c.                    | s                              | s                             | s      | s   | s                      |        |
| H52220                           | Service activities incidental to water transportation                 | 17                             | 1,536                         | -      | -   | 1,512                  |        |
| H52230                           | Service activities incidental to air transportation                   | s                              | s                             | s      | s   | s                      |        |
| H52241                           | Containerized cargo handling, auxiliary activity to<br>land transport | }                              | 3                             | 13,830 | -   | -                      | 13,830 |
| H52244                           | Cargo handling, auxiliary activity to air transport                   |                                |                               |        |   |                        |        |
| H52291                           | Freight forwarding services   | 108                            | 15,864                        | 15,000 | -   | 320                    |        |
| H52292                           | Customs brokerage (ship and aircraft)                                 | 41                             | -                             | -      | -   | -                      |        |
| H52293                           | Logistics services  | 30                             | 9,047                         | -      | 115   | 8,534                  |        |
| H53202                           | Messenger service   | 44                             | -                             | -      | -   | -                      |        |
| Cordillera Administrative Region |   | 3                              | -                             | -      | -   | -                      |        |
| H49201                           | Inter-urban bus line operation  | }                              | 3                             | -      | -   | -                      | -      |
| H49203                           | Local bus line operation  |                                |                               |        |   |                        |        |
| I-Ilocos Region                  |   | 6                              | -                             | -      | -   | -                      |        |
| H49201                           | Inter-urban bus line operation  | s                              | s                             | s      | s   | s                      |        |
| H49204                           | Chartered buses operation (e.g. tourist buses)                        | s                              | s                             | s      | s   | s                      |        |
| H49332                           | Freight truck operation   | s                              | s                             | s      | s   | s                      |        |
| H52104                           | Cold storage  | s                              | s                             | s      | s   | s                      |        |
| II - Cagayan Valley              |   | 3                              | -                             | -      | -   | -                      |        |
| H49201                           | Inter-urban bus line operation  | s                              | s                             | s      | s   | s                      |        |
| H50122                           | Interisland water freight transport                                   | s                              | s                             | s      | s   | s                      |        |
| III - Central Luzon              |   | 26                             | -                             | -      | -   | -                      |        |
| H49201                           | Inter-urban bus line operation  | 5                              | -                             | -      | -   | -                      |        |

TABLE 7a.1 Number of Establishments and Sale of Tangible Fixed Assets by Type for Transportation and Storage Establishments with Total Employment of 20 and Over by Region and Industry Sub-Class: Philippines, 2010 *(Continued)*

(Value in thousand pesos. Details may not add up to total due to rounding and/or statistical disclosure control)

| 2009<br>PSIC<br>Code    | Region/<br>Industry Description   | Number<br>of<br>Establishments | Sale of Tangible Fixed Assets |          |   |                        |
|-------------------------|---|--------------------------------|-------------------------------|----------|---|------------------------|
|                         |   |                                | Total                         | Land     | Buildings, Other<br>Structures and Land<br>Improvements | Transport<br>Equipment |
|                         |   | (1)                            | (2)                           | (3)      | (4)   | (5)                    |
| H49203                  | Local bus line operation }  | 3                              | -                             | -        | -   | -                      |
| H49204                  | Chartered buses operation (e.g. tourist buses) }                          |                                |                               |          |   |                        |
| H49332                  | Freight truck operation   | 7                              | -                             | -        | -   | -                      |
| H51101                  | Domestic air passenger transport  | s                              | s                             | s        | s   | s                      |
| H52101                  | General bonded warehouses except grain warehouse                          | s                              | s                             | s        | s   | s                      |
| H52109                  | Storage and warehousing, n.e.c.   | s                              | s                             | s        | s   | s                      |
| H52230                  | Service activities incidental to air transportation }                     |                                |                               |          |   |                        |
| H52241                  | Containerized cargo handling, auxiliary activity<br>to land transport }   | 5                              | -                             | -        | -   | -                      |
| H52244                  | Cargo handling, auxiliary activity to air transport }                     |                                |                               |          |   |                        |
| H52291                  | Freight forwarding services }   |                                |                               |          |   |                        |
| H52292                  | Customs brokerage (ship and aircraft) }                                   | 3                              | -                             | -        | -   | -                      |
| H52293                  | Logistics services }  |                                |                               |          |   |                        |
| <b>IVA - CALABARZON</b> |   | <b>60</b>                      | <b>70</b>                     | <b>-</b> | <b>-</b>  | <b>70</b>              |
| H49201                  | Inter-urban bus line operation  | 10                             | -                             | -        | -   | -                      |
| H49202                  | Urban and suburban bus line operation                                     | 3                              | -                             | -        | -   | -                      |
| H49203                  | Local bus line operation  | 4                              | -                             | -        | -   | -                      |
| H49204                  | Chartered buses operation (e.g. tourist buses) }                          |                                |                               |          |   |                        |
| H49205                  | Operation of school buses/shuttle }                                       | 3                              | -                             | -        | -   | -                      |
| H49310                  | Urban or suburban passenger land transport, except<br>by railways and bus | s                              | s                             | s        | s   | s                      |
| H49332                  | Freight truck operation   | 21                             | -                             | -        | -   | -                      |
| H50112                  | Interisland water passenger transport }                                   |                                |                               |          |   |                        |
| H50122                  | Interisland water freight transport }                                     | 3                              | -                             | -        | -   | -                      |
| H52104                  | Cold storage }  | 7                              | 70                            | -        | -   | 70                     |
| H52109                  | Storage and warehousing, n.e.c. }   |                                |                               |          |   |                        |
| H52220                  | Service activities incidental to water transportation                     | 3                              | -                             | -        | -   | -                      |
| H52243                  | Cargo handling, auxiliary activity to water transport                     | s                              | s                             | s        | s   | s                      |
| H52291                  | Freight forwarding services }   |                                |                               |          |   |                        |
| H52293                  | Logistics services }  | 4                              | -                             | -        | -   | -                      |
| <b>IVB - MIMAROPA</b>   |   | <b>10</b>                      | <b>-</b>                      | <b>-</b> | <b>-</b>  | <b>-</b>               |
| H49203                  | Local bus line operation  | s                              | s                             | s        | s   | s                      |
| H50122                  | Interisland water freight transport                                       | s                              | s                             | s        | s   | s                      |
| H52220                  | Service activities incidental to water transportation                     | 7                              | -                             | -        | -   | -                      |

TABLE 7a.1 Number of Establishments and Sale of Tangible Fixed Assets by Type for Transportation and Storage Establishments with Total Employment of 20 and Over by Region and Industry Sub-Class: Philippines, 2010 *(Continued)*

(Value in thousand pesos. Details may not add up to total due to rounding and/or statistical disclosure control)

| 2009<br>PSIC<br>Code         | Region/<br>Industry Description  | Number<br>of<br>Establishments | Sale of Tangible Fixed Assets |          |   |                        |
|------------------------------|--|--------------------------------|-------------------------------|----------|---|------------------------|
|                              |  |                                | Total                         | Land     | Buildings, Other<br>Structures and Land<br>Improvements | Transport<br>Equipment |
|                              |  | (1)                            | (2)                           | (3)      | (4)   | (5)                    |
| H52242                       | Non- containerized cargo handling, auxiliary activity<br>to land transport | S                              | S                             | S        | S   | S                      |
| <b>V - Bicol Region</b>      |  | <b>18</b>                      | <b>-</b>                      | <b>-</b> | <b>-</b>  | <b>-</b>               |
| H49201                       | Inter-urban bus line operation }   |                                |                               |          |   |                        |
| H49203                       | Local bus line operation }   | 5                              | -                             | -        | -   | -                      |
| H49332                       | Freight truck operation  | S                              | S                             | S        | S   | S                      |
| H50112                       | Interisland water passenger transport                                      | S                              | S                             | S        | S   | S                      |
| H50122                       | Interisland water freight transport  | S                              | S                             | S        | S   | S                      |
| H50210                       | Inland passenger water transport   | S                              | S                             | S        | S   | S                      |
| H52220                       | Service activities incidental to water transportation                      | 8                              | -                             | -        | -   | -                      |
| H52291                       | Freight forwarding services  | S                              | S                             | S        | S   | S                      |
| <b>VI - Western Visayas</b>  |  | <b>28</b>                      | <b>2,806</b>                  | <b>-</b> | <b>-</b>  | <b>2,806</b>           |
| H49201                       | Inter-urban bus line operation }   |                                |                               |          |   |                        |
| H49203                       | Local bus line operation }   | 7                              | 2,806                         | -        | -   | 2,806                  |
| H49204                       | Chartered buses operation (e.g. tourist buses) }                           |                                |                               |          |   |                        |
| H49332                       | Freight truck operation  | 8                              | -                             | -        | -   | -                      |
| H50112                       | Interisland water passenger transport }                                    |                                |                               |          |   |                        |
| H50122                       | Interisland water freight transport }                                      | 5                              | -                             | -        | -   | -                      |
| H50210                       | Inland passenger water transport   | S                              | S                             | S        | S   | S                      |
| H52109                       | Storage and warehousing, n.e.c.  | S                              | S                             | S        | S   | S                      |
| H52220                       | Service activities incidental to water transportation                      | 3                              | -                             | -        | -   | -                      |
| H52291                       | Freight forwarding services }  | 3                              | -                             | -        | -   | -                      |
| H52292                       | Customs brokerage (ship and aircraft) }                                    |                                |                               |          |   |                        |
| <b>VII - Central Visayas</b> |  | <b>76</b>                      | <b>524</b>                    | <b>-</b> | <b>-</b>  | <b>524</b>             |
| H49203                       | Local bus line operation   | 3                              | -                             | -        | -   | -                      |
| H49323                       | Public utility cars and taxicabs operation                                 | 5                              | -                             | -        | -   | -                      |
| H49331                       | Truck-for-hire operation (with driver)                                     | S                              | S                             | S        | S   | S                      |
| H49332                       | Freight truck operation  | 11                             | -                             | -        | -   | -                      |
| H50112                       | Interisland water passenger transport                                      | 22                             | -                             | -        | -   | -                      |
| H50121                       | Ocean freight transport }  |                                |                               |          |   |                        |
| H50122                       | Interisland water freight transport }                                      | 10                             | 35                            | -        | -   | 35                     |

TABLE 7a.1 Number of Establishments and Sale of Tangible Fixed Assets by Type for Transportation and Storage Establishments with Total Employment of 20 and Over by Region and Industry Sub-Class: Philippines, 2010 *(Continued)*

(Value in thousand pesos. Details may not add up to total due to rounding and/or statistical disclosure control)

| 2009<br>PSIC<br>Code            | Region/<br>Industry Description                       | Number<br>of<br>Establishments | Sale of Tangible Fixed Assets |      |   |                        |
|---------------------------------|---|--------------------------------|-------------------------------|------|---|------------------------|
|                                 |   |                                | Total                         | Land | Buildings, Other<br>Structures and Land<br>Improvements | Transport<br>Equipment |
|                                 |   | (1)                            | (2)                           | (3)  | (4)   | (5)                    |
| H50210                          | Inland passenger water transport                      | S                              | S                             | S    | S   | S                      |
| H50220                          | Inland freight water transport                        | S                              | S                             | S    | S   | S                      |
| H51103                          | Non-scheduled air passenger transport                 | S                              | S                             | S    | S   | S                      |
| H51203                          | Non-scheduled air freight transport                   | S                              | S                             | S    | S   | S                      |
| H52104                          | Cold storage  | S                              | S                             | S    | S   | S                      |
| H52211                          | Freight terminal facilities for trucking companies    | S                              | S                             | S    | S   | S                      |
| H52220                          | Service activities incidental to water transportation | 8                              | -                             | -    | -   | -                      |
| H52243                          | Cargo handling, auxiliary activity to water transport | S                              | S                             | S    | S   | S                      |
| H52291                          | Freight forwarding services                           | 4                              | -                             | -    | -   | -                      |
| H52292                          | Customs brokerage (ship and aircraft)                 | }                              |                               |      |   |                        |
| H52293                          | Logistics services                                    | }                              | 3                             | -    | -   | -                      |
| H53202                          | Messenger service                                     | S                              | S                             | S    | S   | S                      |
| <b>VIII - Eastern Visayas</b>   |   | <b>14</b>                      | -                             | -    | -   | -                      |
| H49201                          | Inter-urban bus line operation                        | }                              |                               |      |   |                        |
| H49203                          | Local bus line operation                              | }                              | 4                             | -    | -   | -                      |
| H49204                          | Chartered buses operation (e.g. tourist buses)        | }                              |                               |      |   |                        |
| H50112                          | Interisland water passenger transport                 | S                              | S                             | S    | S   | S                      |
| H50122                          | Interisland water freight transport                   | S                              | S                             | S    | S   | S                      |
| H52109                          | Storage and warehousing, n.e.c.                       | S                              | S                             | S    | S   | S                      |
| H52220                          | Service activities incidental to water transportation | }                              | 7                             | -    | -   | -                      |
| H52243                          | Cargo handling, auxiliary activity to water transport | }                              |                               |      |   |                        |
| <b>IX - Zamboanga Peninsula</b> |   | <b>9</b>                       | -                             | -    | -   | -                      |
| H50112                          | Interisland water passenger transport                 | 5                              | -                             | -    | -   | -                      |
| H52220                          | Service activities incidental to water transportation | }                              | 4                             | -    | -   | -                      |
| H52243                          | Cargo handling, auxiliary activity to water transport | }                              |                               |      |   |                        |
| <b>X - Northern Mindanao</b>    |   | <b>27</b>                      | -                             | -    | -   | -                      |
| H49201                          | Inter-urban bus line operation                        | 3                              | -                             | -    | -   | -                      |
| H49204                          | Chartered buses operation (e.g. tourist buses)        | S                              | S                             | S    | S   | S                      |
| H49332                          | Freight truck operation                               | 8                              | -                             | -    | -   | -                      |
| H50112                          | Interisland water passenger transport                 | S                              | S                             | S    | S   | S                      |
| H52220                          | Service activities incidental to water transportation | 8                              | -                             | -    | -   | -                      |

TABLE 7a.1 Number of Establishments and Sale of Tangible Fixed Assets by Type for Transportation and Storage Establishments with Total Employment of 20 and Over by Region and Industry Sub-Class: Philippines, 2010 *(Continued)*

(Value in thousand pesos. Details may not add up to total due to rounding and/or statistical disclosure control)

| 2009<br>PSIC<br>Code                 | Region/<br>Industry Description                                 | Number<br>of<br>Establishments | Sale of Tangible Fixed Assets |        |   |                        |        |
|--------------------------------------|---|--------------------------------|-------------------------------|--------|---|------------------------|--------|
|                                      |   |                                | Total                         | Land   | Buildings, Other<br>Structures and Land<br>Improvements | Transport<br>Equipment |        |
|                                      |   | (1)                            | (2)                           | (3)    | (4)   | (5)                    |        |
| H52243                               | Cargo handling, auxiliary activity to water transport           | 3                              | -                             | -      | -   |                        |        |
| H52291                               | Freight forwarding services                                     | s                              | s                             | s      | s   | s                      |        |
| H52292                               | Customs brokerage (ship and aircraft)                           | s                              | s                             | s      | s   | s                      |        |
| XI - Davao Region                    |   | 30                             | 15,682                        | -      | -   | 15,682                 |        |
| H49202                               | Urban and suburban bus line operation                           | }                              |                               |        |   |                        |        |
| H49203                               | Local bus line operation  | }                              | 7                             | 14,929 | -   | -                      | 14,929 |
| H49323                               | Public utility cars and taxicabs operation                      | s                              | s                             | s      | s   | s                      |        |
| H49332                               | Freight truck operation   | 9                              | -                             | -      | -   | -                      |        |
| H50123                               | Towing and pushing services on coastal and trans-oceanic waters | s                              | s                             | s      | s   | s                      |        |
| H52103                               | Customs bonded warehouses                                       | s                              | s                             | s      | s   | s                      |        |
| H52220                               | Service activities incidental to water transportation           | 8                              | -                             | -      | -   | -                      |        |
| H52291                               | Freight forwarding services                                     | }                              | 3                             | 753    | -   | -                      | 753    |
| H52292                               | Customs brokerage (ship and aircraft)                           | }                              |                               |        |   |                        |        |
| XII - SOCCSKSARGEN                   |   | a/ 15                          | a/ -                          | a/ -   | a/ -  | a/ -                   |        |
| H49201                               | Inter-urban bus line operation                                  | s                              | s                             | s      | s   | s                      |        |
| H49332                               | Freight truck operation   | 5                              | -                             | -      | -   | -                      |        |
| H50122                               | Interisland water freight transport                             | s                              | s                             | s      | s   | s                      |        |
| H52104                               | Cold storage  | s                              | s                             | s      | s   | s                      |        |
| H52220                               | Service activities incidental to water transportation           | b/ 4                           | b/ -                          | b/ -   | b/ -  | b/ -                   |        |
| H52243                               | Cargo handling, auxiliary activity to water transport           | s                              | s                             | s      | s   | s                      |        |
| H52291                               | Freight forwarding services                                     | s                              | s                             | s      | s   | s                      |        |
| XIII - Caraga                        |   | 5                              | -                             | -      | -   | -                      |        |
| H49331                               | Truck-for-hire operation (with driver)                          | s                              | s                             | s      | s   | s                      |        |
| H49332                               | Freight truck operation   | s                              | s                             | s      | s   | s                      |        |
| H52220                               | Service activities incidental to water transportation           | s                              | s                             | s      | s   | s                      |        |
| Autonomous Region in Muslim Mindanao |   | c/                             | c/                            | c/     | c/  | c/                     |        |
| H52220                               | Service activities incidental to water transportation           | d/                             | d/                            | d/     | d/  | d/                     |        |

TABLE 7a.1 Number of Establishments and Sale of Tangible Fixed Assets by Type for Transportation and Storage Establishments with Total Employment of 20 and Over by Region and Industry Sub-Class: Philippines, 2010 *(Continued)*

(Value in thousand pesos. Details may not add up to total due to rounding and/or statistical disclosure control)

| 2009<br>PSIC<br>Code | Region/<br>Industry Description   | Sale of Tangible Fixed Assets  |                                  |           |                                |
|----------------------|---|--------------------------------|----------------------------------|-----------|--------------------------------|
|                      |   | ICT Machinery<br>and Equipment | Other Machinery<br>and Equipment | Valuables | Other Tangible<br>Fixed Assets |
|                      |   | (6)                            | (7)                              | (8)       | (9)                            |
|                      | <b>Philippines</b>  | <b>5,558</b>                   | <b>16,559</b>                    | <b>-</b>  | <b>-</b>                       |
| H49111               | Inter-urban passenger railway transport }                                 |                                |                                  |           |                                |
| H49112               | Urban and suburban railway transport }                                    | -                              | -                                | -         | -                              |
| H49201               | Inter-urban bus line operation  | -                              | -                                | -         | -                              |
| H49202               | Urban and suburban bus line operation                                     | -                              | -                                | -         | -                              |
| H49203               | Local bus line operation  | -                              | -                                | -         | -                              |
| H49204               | Chartered buses operation (e.g. tourist buses)                            | 6                              | -                                | -         | -                              |
| H49205               | Operation of school buses/shuttle   | -                              | -                                | -         | -                              |
| H49310               | Urban or suburban passenger land transport,<br>except by railways and bus | S                              | S                                | S         | S                              |
| H49323               | Public utility cars and taxicabs operation }                              | -                              | -                                | -         | -                              |
| H49324               | Chartered cars operation (rent-a-car) }                                   |                                |                                  |           |                                |
| H49331               | Truck-for-hire operation (with driver)                                    | -                              | -                                | -         | -                              |
| H49332               | Freight truck operation   | -                              | -                                | -         | -                              |
| H49339               | Freight transport operation, by road, n.e.c.                              | S                              | S                                | S         | S                              |
| H49400               | Transport via pipeline  | S                              | S                                | S         | S                              |
| H50111               | Ocean passenger transport   | S                              | S                                | S         | S                              |
| H50112               | Interisland water passenger transport                                     | -                              | -                                | -         | -                              |
| H50113               | Renting of ship with operator   | S                              | S                                | S         | S                              |
| H50121               | Ocean freight transport   | 246                            | -                                | -         | -                              |
| H50122               | Interisland water freight transport                                       | -                              | 15,000                           | -         | -                              |
| H50123               | Towing and pushing services on coastal and trans-<br>oceanic waters       | S                              | S                                | S         | S                              |
| H50210               | Inland passenger water transport }  | -                              | -                                | -         | -                              |
| H50220               | Inland freight water transport }  |                                |                                  |           |                                |
| H51101               | Domestic air passenger transport }  | -                              | -                                | -         | -                              |
| H51102               | International air passenger transport }                                   |                                |                                  |           |                                |
| H51103               | Non-scheduled air passenger transport                                     | -                              | -                                | -         | -                              |
| H51203               | Non-scheduled air freight transport                                       | S                              | S                                | S         | S                              |
| H52101               | General bonded warehouses except grain warehouse }                        |                                |                                  |           |                                |
| H52103               | Customs bonded warehouses }   | -                              | -                                | -         | -                              |
| H52104               | Cold storage  | 66                             | -                                | -         | -                              |
| H52109               | Storage and warehousing, n.e.c.   | -                              | -                                | -         | -                              |
| H52211               | Freight terminal facilities for trucking companies                        | S                              | S                                | S         | S                              |
| H52212               | Operation of parking lots   | -                              | -                                | -         | -                              |
| H52213               | Operation of toll roads and bridges                                       | 4,989                          | 843                              | -         | -                              |
| H52219               | Other supporting land transport activities, n.e.c.                        | S                              | S                                | S         | S                              |
| H52220               | Service activities incidental to water transportation                     | -                              | 25                               | -         | -                              |
| H52230               | Service activities incidental to air transportation                       | -                              | -                                | -         | -                              |

TABLE 7a.1 Number of Establishments and Sale of Tangible Fixed Assets by Type for Transportation and Storage Establishments with Total Employment of 20 and Over by Region and Industry Sub-Class: Philippines, 2010 *(Continued)*

(Value in thousand pesos. Details may not add up to total due to rounding and/or statistical disclosure control)

| 2009<br>PSIC<br>Code           | Region/<br>Industry Description   | Sale of Tangible Fixed Assets  |                                  |           |                                |
|--------------------------------|---|--------------------------------|----------------------------------|-----------|--------------------------------|
|                                |   | ICT Machinery<br>and Equipment | Other Machinery<br>and Equipment | Valuables | Other Tangible<br>Fixed Assets |
|                                |   | (6)                            | (7)                              | (8)       | (9)                            |
| H52241                         | Containerized cargo handling, auxiliary activity to land transport      | -                              | -                                | -         | -                              |
| H52242                         | Non- containerized cargo handling, auxiliary activity to land transport | S                              | S                                | S         | S                              |
| H52243                         | Cargo handling, auxiliary activity to water transport                   | -                              | -                                | -         | -                              |
| H52244                         | Cargo handling, auxiliary activity to air transport                     | -                              | -                                | -         | -                              |
| H52291                         | Freight forwarding services   | 41                             | 503                              | -         | -                              |
| H52292                         | Customs brokerage (ship and aircraft)                                   | -                              | -                                | -         | -                              |
| H52293                         | Logistics services  | 210                            | 188                              | -         | -                              |
| H53202                         | Messenger service   | -                              | -                                | -         | -                              |
| <b>National Capital Region</b> |   | <b>5,558</b>                   | <b>16,559</b>                    | -         | -                              |
| H49111                         | Inter-urban passenger railway transport                                 | -                              | -                                | -         | -                              |
| H49112                         | Urban and suburban railway transport                                    | -                              | -                                | -         | -                              |
| H49201                         | Inter-urban bus line operation  | -                              | -                                | -         | -                              |
| H49202                         | Urban and suburban bus line operation                                   | -                              | -                                | -         | -                              |
| H49203                         | Local bus line operation  | -                              | -                                | -         | -                              |
| H49204                         | Chartered buses operation (e.g. tourist buses)                          | 6                              | -                                | -         | -                              |
| H49205                         | Operation of school buses/shuttle                                       | -                              | -                                | -         | -                              |
| H49323                         | Public utility cars and taxicabs operation                              | -                              | -                                | -         | -                              |
| H49324                         | Chartered cars operation (rent-a-car)                                   | -                              | -                                | -         | -                              |
| H49331                         | Truck-for-hire operation (with driver)                                  | S                              | S                                | S         | S                              |
| H49332                         | Freight truck operation   | -                              | -                                | -         | -                              |
| H49339                         | Freight transport operation, by road, n.e.c.                            | S                              | S                                | S         | S                              |
| H49400                         | Transport via pipeline  | S                              | S                                | S         | S                              |
| H50111                         | Ocean passenger transport   | -                              | -                                | -         | -                              |
| H50112                         | Interisland water passenger transport                                   | -                              | -                                | -         | -                              |
| H50113                         | Renting of ship with operator   | S                              | S                                | S         | S                              |
| H50121                         | Ocean freight transport   | 246                            | -                                | -         | -                              |
| H50122                         | Interisland water freight transport                                     | -                              | 15,000                           | -         | -                              |
| H50123                         | Towing and pushing services on coastal and trans-oceanic waters         | S                              | S                                | S         | S                              |
| H50210                         | Inland passenger water transport  | S                              | S                                | S         | S                              |
| H51101                         | Domestic air passenger transport  | -                              | -                                | -         | -                              |
| H51102                         | International air passenger transport                                   | -                              | -                                | -         | -                              |
| H51103                         | Non-scheduled air passenger transport                                   | -                              | -                                | -         | -                              |
| H52103                         | Customs bonded warehouses   | -                              | -                                | -         | -                              |
| H52104                         | Cold storage  | 66                             | -                                | -         | -                              |

TABLE 7a.1 Number of Establishments and Sale of Tangible Fixed Assets by Type for Transportation and Storage Establishments with Total Employment of 20 and Over by Region and Industry Sub-Class: Philippines, 2010 *(Continued)*

(Value in thousand pesos. Details may not add up to total due to rounding and/or statistical disclosure control)

| 2009<br>PSIC<br>Code                    | Region/<br>Industry Description                                       | Sale of Tangible Fixed Assets  |                                  |           |                                |
|---|---|--------------------------------|----------------------------------|-----------|--------------------------------|
|   |   | ICT Machinery<br>and Equipment | Other Machinery<br>and Equipment | Valuables | Other Tangible<br>Fixed Assets |
|   |   | (6)                            | (7)                              | (8)       | (9)                            |
| H52109                                  | Storage and warehousing, n.e.c.                                       | -                              | -                                | -         | -                              |
| H52211                                  | Freight terminal facilities for trucking companies                    | S                              | S                                | S         | S                              |
| H52212                                  | Operation of parking lots   | -                              | -                                | -         | -                              |
| H52213                                  | Operation of toll roads and bridges                                   | 4,989                          | 843                              | -         | -                              |
| H52219                                  | Other supporting land transport activities, n.e.c.                    | S                              | S                                | S         | S                              |
| H52220                                  | Service activities incidental to water transportation                 | -                              | 25                               | -         | -                              |
| H52230                                  | Service activities incidental to air transportation                   | S                              | S                                | S         | S                              |
| H52241                                  | Containerized cargo handling, auxiliary activity to<br>land transport | -                              | -                                | -         | -                              |
| H52244                                  | Cargo handling, auxiliary activity to air transport                   | -                              | -                                | -         | -                              |
| H52291                                  | Freight forwarding services   | 41                             | 503                              | -         | -                              |
| H52292                                  | Customs brokerage (ship and aircraft)                                 | -                              | -                                | -         | -                              |
| H52293                                  | Logistics services  | 210                            | 188                              | -         | -                              |
| H53202                                  | Messenger service   | -                              | -                                | -         | -                              |
| <b>Cordillera Administrative Region</b> |   | -                              | -                                | -         | -                              |
| H49201                                  | Inter-urban bus line operation  | -                              | -                                | -         | -                              |
| H49203                                  | Local bus line operation  | -                              | -                                | -         | -                              |
| <b>Ilocos Region</b>                    |   | -                              | -                                | -         | -                              |
| H49201                                  | Inter-urban bus line operation  | S                              | S                                | S         | S                              |
| H49204                                  | Chartered buses operation (e.g. tourist buses)                        | S                              | S                                | S         | S                              |
| H49332                                  | Freight truck operation   | S                              | S                                | S         | S                              |
| H52104                                  | Cold storage  | S                              | S                                | S         | S                              |
| <b>II - Cagayan Valley</b>              |   | -                              | -                                | -         | -                              |
| H49201                                  | Inter-urban bus line operation  | S                              | S                                | S         | S                              |
| H50122                                  | Interisland water freight transport                                   | S                              | S                                | S         | S                              |
| <b>III - Central Luzon</b>              |   | -                              | -                                | -         | -                              |
| H49201                                  | Inter-urban bus line operation  | -                              | -                                | -         | -                              |

TABLE 7a.1 Number of Establishments and Sale of Tangible Fixed Assets by Type for Transportation and Storage Establishments with Total Employment of 20 and Over by Region and Industry Sub-Class: Philippines, 2010 *(Continued)*

(Value in thousand pesos. Details may not add up to total due to rounding and/or statistical disclosure control)

| 2009<br>PSIC<br>Code    | Region/<br>Industry Description   | Sale of Tangible Fixed Assets  |                                  |           |                                |
|-------------------------|---|--------------------------------|----------------------------------|-----------|--------------------------------|
|                         |   | ICT Machinery<br>and Equipment | Other Machinery<br>and Equipment | Valuables | Other Tangible<br>Fixed Assets |
|                         |   | (6)                            | (7)                              | (8)       | (9)                            |
| H49203                  | Local bus line operation  | }                              | -                                | -         | -                              |
| H49204                  | Chartered buses operation (e.g. tourist buses)                            | }                              | -                                | -         | -                              |
| H49332                  | Freight truck operation   | -                              | -                                | -         | -                              |
| H51101                  | Domestic air passenger transport  | S                              | S                                | S         | S                              |
| H52101                  | General bonded warehouses except grain warehouse                          | S                              | S                                | S         | S                              |
| H52109                  | Storage and warehousing, n.e.c.   | S                              | S                                | S         | S                              |
| H52230                  | Service activities incidental to air transportation                       | }                              | -                                | -         | -                              |
| H52241                  | Containerized cargo handling, auxiliary activity<br>to land transport     | }                              | -                                | -         | -                              |
| H52244                  | Cargo handling, auxiliary activity to air transport                       | }                              | -                                | -         | -                              |
| H52291                  | Freight forwarding services   | }                              | -                                | -         | -                              |
| H52292                  | Customs brokerage (ship and aircraft)                                     | }                              | -                                | -         | -                              |
| H52293                  | Logistics services  | }                              | -                                | -         | -                              |
| <b>IVA - CALABARZON</b> |   | -                              | -                                | -         | -                              |
| H49201                  | Inter-urban bus line operation  | -                              | -                                | -         | -                              |
| H49202                  | Urban and suburban bus line operation                                     | -                              | -                                | -         | -                              |
| H49203                  | Local bus line operation  | -                              | -                                | -         | -                              |
| H49204                  | Chartered buses operation (e.g. tourist buses)                            | }                              | -                                | -         | -                              |
| H49205                  | Operation of school buses/shuttle   | }                              | -                                | -         | -                              |
| H49310                  | Urban or suburban passenger land transport, except<br>by railways and bus | S                              | S                                | S         | S                              |
| H49332                  | Freight truck operation   | -                              | -                                | -         | -                              |
| H50112                  | Interisland water passenger transport                                     | }                              | -                                | -         | -                              |
| H50122                  | Interisland water freight transport                                       | }                              | -                                | -         | -                              |
| H52104                  | Cold storage  | }                              | -                                | -         | -                              |
| H52109                  | Storage and warehousing, n.e.c.   | }                              | -                                | -         | -                              |
| H52220                  | Service activities incidental to water transportation                     | -                              | -                                | -         | -                              |
| H52243                  | Cargo handling, auxiliary activity to water transport                     | S                              | S                                | S         | S                              |
| H52291                  | Freight forwarding services   | }                              | -                                | -         | -                              |
| H52293                  | Logistics services  | }                              | -                                | -         | -                              |
| <b>IVB - MIMAROPA</b>   |   | -                              | -                                | -         | -                              |
| H49203                  | Local bus line operation  | S                              | S                                | S         | S                              |
| H50122                  | Interisland water freight transport                                       | S                              | S                                | S         | S                              |
| H52220                  | Service activities incidental to water transportation                     | -                              | -                                | -         | -                              |

TABLE 7a.1 Number of Establishments and Sale of Tangible Fixed Assets by Type for Transportation and Storage Establishments with Total Employment of 20 and Over by Region and Industry Sub-Class: Philippines, 2010 *(Continued)*

(Value in thousand pesos. Details may not add up to total due to rounding and/or statistical disclosure control)

| 2009<br>PSIC<br>Code         | Region/<br>Industry Description  | Sale of Tangible Fixed Assets  |                                  |           |                                |
|------------------------------|--|--------------------------------|----------------------------------|-----------|--------------------------------|
|                              |  | ICT Machinery<br>and Equipment | Other Machinery<br>and Equipment | Valuables | Other Tangible<br>Fixed Assets |
|                              |  | (6)                            | (7)                              | (8)       | (9)                            |
| H52242                       | Non- containerized cargo handling, auxiliary activity<br>to land transport | S                              | S                                | S         | S                              |
| <b>V - Bicol Region</b>      |  | -                              | -                                | -         | -                              |
| H49201                       | Inter-urban bus line operation   | }                              |                                  |           |                                |
| H49203                       | Local bus line operation   |                                |                                  |           |                                |
| H49332                       | Freight truck operation  | S                              | S                                | S         | S                              |
| H50112                       | Interisland water passenger transport                                      | S                              | S                                | S         | S                              |
| H50122                       | Interisland water freight transport  | S                              | S                                | S         | S                              |
| H50210                       | Inland passenger water transport   | S                              | S                                | S         | S                              |
| H52220                       | Service activities incidental to water transportation                      | -                              | -                                | -         | -                              |
| H52291                       | Freight forwarding services  | S                              | S                                | S         | S                              |
| <b>VI - Western Visayas</b>  |  | -                              | -                                | -         | -                              |
| H49201                       | Inter-urban bus line operation   | }                              |                                  |           |                                |
| H49203                       | Local bus line operation   |                                |                                  |           |                                |
| H49204                       | Chartered buses operation (e.g. tourist buses)                             |                                |                                  |           |                                |
| H49332                       | Freight truck operation  | -                              | -                                | -         | -                              |
| H50112                       | Interisland water passenger transport                                      | }                              |                                  |           |                                |
| H50122                       | Interisland water freight transport  |                                |                                  |           |                                |
| H50210                       | Inland passenger water transport   | S                              | S                                | S         | S                              |
| H52109                       | Storage and warehousing, n.e.c.  | S                              | S                                | S         | S                              |
| H52220                       | Service activities incidental to water transportation                      | -                              | -                                | -         | -                              |
| H52291                       | Freight forwarding services  | }                              |                                  |           |                                |
| H52292                       | Customs brokerage (ship and aircraft)                                      |                                |                                  |           |                                |
| <b>VII - Central Visayas</b> |  | -                              | -                                | -         | -                              |
| H49203                       | Local bus line operation   | -                              | -                                | -         | -                              |
| H49323                       | Public utility cars and taxicabs operation                                 | -                              | -                                | -         | -                              |
| H49331                       | Truck-for-hire operation (with driver)                                     | S                              | S                                | S         | S                              |
| H49332                       | Freight truck operation  | -                              | -                                | -         | -                              |
| H50112                       | Interisland water passenger transport                                      | -                              | -                                | -         | -                              |
| H50121                       | Ocean freight transport  | }                              |                                  |           |                                |
| H50122                       | Interisland water freight transport  |                                |                                  |           |                                |

TABLE 7a.1 Number of Establishments and Sale of Tangible Fixed Assets by Type for Transportation and Storage Establishments with Total Employment of 20 and Over by Region and Industry Sub-Class: Philippines, 2010 *(Continued)*

(Value in thousand pesos. Details may not add up to total due to rounding and/or statistical disclosure control)

| 2009<br>PSIC<br>Code            | Region/<br>Industry Description                       | Sale of Tangible Fixed Assets  |                                  |           |                                |
|---------------------------------|---|--------------------------------|----------------------------------|-----------|--------------------------------|
|                                 |   | ICT Machinery<br>and Equipment | Other Machinery<br>and Equipment | Valuables | Other Tangible<br>Fixed Assets |
|                                 |   | (6)                            | (7)                              | (8)       | (9)                            |
| H50210                          | Inland passenger water transport                      | S                              | S                                | S         | S                              |
| H50220                          | Inland freight water transport                        | S                              | S                                | S         | S                              |
| H51103                          | Non-scheduled air passenger transport                 | S                              | S                                | S         | S                              |
| H51203                          | Non-scheduled air freight transport                   | S                              | S                                | S         | S                              |
| H52104                          | Cold storage  | S                              | S                                | S         | S                              |
| H52211                          | Freight terminal facilities for trucking companies    | S                              | S                                | S         | S                              |
| H52220                          | Service activities incidental to water transportation | -                              | -                                | -         | -                              |
| H52243                          | Cargo handling, auxiliary activity to water transport | S                              | S                                | S         | S                              |
| H52291                          | Freight forwarding services                           | -                              | -                                | -         | -                              |
| H52292                          | Customs brokerage (ship and aircraft)                 | }                              | -                                | -         | -                              |
| H52293                          | Logistics services                                    | }                              | -                                | -         | -                              |
| H53202                          | Messenger service                                     | S                              | S                                | S         | S                              |
| <b>VIII - Eastern Visayas</b>   |   | -                              | -                                | -         | -                              |
| H49201                          | Inter-urban bus line operation                        | }                              | -                                | -         | -                              |
| H49203                          | Local bus line operation                              | }                              | -                                | -         | -                              |
| H49204                          | Chartered buses operation (e.g. tourist buses)        | }                              | -                                | -         | -                              |
| H50112                          | Interisland water passenger transport                 | S                              | S                                | S         | S                              |
| H50122                          | Interisland water freight transport                   | S                              | S                                | S         | S                              |
| H52109                          | Storage and warehousing, n.e.c.                       | S                              | S                                | S         | S                              |
| H52220                          | Service activities incidental to water transportation | }                              | -                                | -         | -                              |
| H52243                          | Cargo handling, auxiliary activity to water transport | }                              | -                                | -         | -                              |
| <b>IX - Zamboanga Peninsula</b> |   | -                              | -                                | -         | -                              |
| H50112                          | Interisland water passenger transport                 | -                              | -                                | -         | -                              |
| H52220                          | Service activities incidental to water transportation | }                              | -                                | -         | -                              |
| H52243                          | Cargo handling, auxiliary activity to water transport | }                              | -                                | -         | -                              |
| <b>X - Northern Mindanao</b>    |   | -                              | -                                | -         | -                              |
| H49201                          | Inter-urban bus line operation                        | -                              | -                                | -         | -                              |
| H49204                          | Chartered buses operation (e.g. tourist buses)        | S                              | S                                | S         | S                              |
| H49332                          | Freight truck operation                               | -                              | -                                | -         | -                              |
| H50112                          | Interisland water passenger transport                 | S                              | S                                | S         | S                              |
| H52220                          | Service activities incidental to water transportation | -                              | -                                | -         | -                              |

TABLE 7a.1 Number of Establishments and Sale of Tangible Fixed Assets by Type for Transportation and Storage Establishments with Total Employment of 20 and Over by Region and Industry Sub-Class: Philippines, 2010 *(Concluded)*

(Value in thousand pesos. Details may not add up to total due to rounding and/or statistical disclosure control)

| 2009<br>PSIC<br>Code                        | Region/<br>Industry Description                                 | Sale of Tangible Fixed Assets  |                                  |           |                                |
|---|---|--------------------------------|----------------------------------|-----------|--------------------------------|
|   |   | ICT Machinery<br>and Equipment | Other Machinery<br>and Equipment | Valuables | Other Tangible<br>Fixed Assets |
|   |   | (6)                            | (7)                              | (8)       | (9)                            |
| H52243                                      | Cargo handling, auxiliary activity to water transport           | -                              | -                                | -         | -                              |
| H52291                                      | Freight forwarding services                                     | S                              | S                                | S         | S                              |
| H52292                                      | Customs brokerage (ship and aircraft)                           | S                              | S                                | S         | S                              |
| <b>XI - Davao Region</b>                    |   | -                              | -                                | -         | -                              |
| H49202                                      | Urban and suburban bus line operation                           | }                              |                                  |           |                                |
| H49203                                      | Local bus line operation  |                                | -                                | -         | -                              |
| H49323                                      | Public utility cars and taxicabs operation                      | S                              | S                                | S         | S                              |
| H49332                                      | Freight truck operation   | -                              | -                                | -         | -                              |
| H50123                                      | Towing and pushing services on coastal and trans-oceanic waters | S                              | S                                | S         | S                              |
| H52103                                      | Customs bonded warehouses                                       | S                              | S                                | S         | S                              |
| H52220                                      | Service activities incidental to water transportation           | -                              | -                                | -         | -                              |
| H52291                                      | Freight forwarding services                                     | }                              | -                                | -         | -                              |
| H52292                                      | Customs brokerage (ship and aircraft)                           |                                |                                  |           |                                |
| <b>XII - SOCCSKSARGEN</b>                   |   | a/ -                           | a/ -                             | a/ -      | a/ -                           |
| H49201                                      | Inter-urban bus line operation                                  | S                              | S                                | S         | S                              |
| H49332                                      | Freight truck operation   | -                              | -                                | -         | -                              |
| H50122                                      | Interisland water freight transport                             | S                              | S                                | S         | S                              |
| H52104                                      | Cold storage  | S                              | S                                | S         | S                              |
| H52220                                      | Service activities incidental to water transportation           | b/ -                           | b/ -                             | b/ -      | b/ -                           |
| H52243                                      | Cargo handling, auxiliary activity to water transport           | S                              | S                                | S         | S                              |
| H52291                                      | Freight forwarding services                                     | S                              | S                                | S         | S                              |
| <b>XIII - Caraga</b>                        |   | -                              | -                                | -         | -                              |
| H49331                                      | Truck-for-hire operation (with driver)                          | S                              | S                                | S         | S                              |
| H49332                                      | Freight truck operation   | S                              | S                                | S         | S                              |
| H52220                                      | Service activities incidental to water transportation           | S                              | S                                | S         | S                              |
| <b>Autonomous Region in Muslim Mindanao</b> |   | c/                             | c/                               | c/        | c/                             |
| H52220                                      | Service activities incidental to water transportation           | d/                             | d/                               | d/        | d/                             |

a/ - Includes data of ARMM

b/ - Includes data H52220 of ARMM

c/ - Data combined with SOCCKSARGEN

d/ - Data combined with H52220 of SOCCKSARGEN

TABLE 7a.2 Number of Establishments and Losses and Damages to Tangible Fixed Assets by Type for Transportation and Storage Establishments with Total Employment of 20 and Over by Region and Industry Sub-Class: Philippines, 2010

(Value in thousand pesos. Details may not add up to total due to rounding and/or statistical disclosure control)

| 2009<br>PSIC<br>Code | Region/<br>Industry Description   | Number<br>of<br>Establishments | Losses and Damages |          |   |                        |
|----------------------|---|--------------------------------|--------------------|----------|---|------------------------|
|                      |   |                                | Total              | Land     | Buildings, Other<br>Structures and Land<br>Improvements | Transport<br>Equipment |
|                      |   | (1)                            | (2)                | (3)      | (4)   | (5)                    |
|                      | <b>Philippines</b>  | <b>796</b>                     | <b>187,958</b>     | <b>-</b> | <b>-</b>  | <b>22,394</b>          |
| H49111               | Inter-urban passenger railway transport }                                 |                                |                    |          |   |                        |
| H49112               | Urban and suburban railway transport }                                    | 3                              | -                  | -        | -   | -                      |
| H49201               | Inter-urban bus line operation  | 49                             | -                  | -        | -   | -                      |
| H49202               | Urban and suburban bus line operation                                     | 20                             | -                  | -        | -   | -                      |
| H49203               | Local bus line operation  | 31                             | -                  | -        | -   | -                      |
| H49204               | Chartered buses operation (e.g. tourist buses)                            | 24                             | -                  | -        | -   | -                      |
| H49205               | Operation of school buses/shuttle   | 5                              | -                  | -        | -   | -                      |
| H49310               | Urban or suburban passenger land transport,<br>except by railways and bus | s                              | s                  | s        | s   | s                      |
| H49323               | Public utility cars and taxicabs operation }                              | 13                             | -                  | -        | -   | -                      |
| H49324               | Chartered cars operation (rent-a-car) }                                   |                                |                    |          |   |                        |
| H49331               | Truck-for-hire operation (with driver)                                    | 4                              | -                  | -        | -   | -                      |
| H49332               | Freight truck operation   | 130                            | 4,462              | -        | -   | 4,462                  |
| H49339               | Freight transport operation, by road, n.e.c.                              | s                              | s                  | s        | s   | s                      |
| H49400               | Transport via pipeline  | s                              | s                  | s        | s   | s                      |
| H50111               | Ocean passenger transport   | s                              | s                  | s        | s   | s                      |
| H50112               | Interisland water passenger transport                                     | 41                             | -                  | -        | -   | -                      |
| H50113               | Renting of ship with operator   | s                              | s                  | s        | s   | s                      |
| H50121               | Ocean freight transport   | 13                             | -                  | -        | -   | -                      |
| H50122               | Interisland water freight transport                                       | 41                             | 24                 | -        | -   | -                      |
| H50123               | Towing and pushing services on coastal and trans-<br>oceanic waters       | s                              | s                  | s        | s   | s                      |
| H50210               | Inland passenger water transport }  | 5                              | -                  | -        | -   | -                      |
| H50220               | Inland freight water transport }  |                                |                    |          |   |                        |
| H51101               | Domestic air passenger transport }  | 4                              | -                  | -        | -   | -                      |
| H51102               | International air passenger transport }                                   |                                |                    |          |   |                        |
| H51103               | Non-scheduled air passenger transport                                     | 6                              | -                  | -        | -   | -                      |
| H51203               | Non-scheduled air freight transport                                       | s                              | s                  | s        | s   | s                      |
| H52101               | General bonded warehouses except grain warehouse }                        |                                |                    |          |   |                        |
| H52103               | Customs bonded warehouses }   | 7                              | -                  | -        | -   | -                      |
| H52104               | Cold storage  | 20                             | -                  | -        | -   | -                      |
| H52109               | Storage and warehousing, n.e.c.   | 9                              | 605                | -        | -   | 554                    |
| H52211               | Freight terminal facilities for trucking companies                        | s                              | s                  | s        | s   | s                      |
| H52212               | Operation of parking lots   | 7                              | -                  | -        | -   | -                      |
| H52213               | Operation of toll roads and bridges                                       | 7                              | -                  | -        | -   | -                      |
| H52219               | Other supporting land transport activities, n.e.c.                        | s                              | s                  | s        | s   | s                      |
| H52220               | Service activities incidental to water transportation                     | 78                             | -                  | -        | -   | -                      |
| H52230               | Service activities incidental to air transportation                       | 3                              | -                  | -        | -   | -                      |

TABLE 7a.2 Number of Establishments and Losses and Damages to Tangible Fixed Assets by Type for Transportation and Storage Establishments with Total Employment of 20 and Over by Region and Industry Sub-Class: Philippines, 2010 *(Continued)*

(Value in thousand pesos. Details may not add up to total due to rounding and/or statistical disclosure control)

| 2009<br>PSIC<br>Code           | Region/<br>Industry Description   | Number<br>of<br>Establishments | Losses and Damages |          |   |                        |
|--------------------------------|---|--------------------------------|--------------------|----------|---|------------------------|
|                                |   |                                | Total              | Land     | Buildings, Other<br>Structures and Land<br>Improvements | Transport<br>Equipment |
|                                |   | (1)                            | (2)                | (3)      | (4)   | (5)                    |
| H52241                         | Containerized cargo handling, auxiliary activity to land transport      | 4                              | 171,329            | -        | -   | 16,974                 |
| H52242                         | Non- containerized cargo handling, auxiliary activity to land transport | s                              | s                  | s        | s   | s                      |
| H52243                         | Cargo handling, auxiliary activity to water transport }                 | 11                             | -                  | -        | -   | -                      |
| H52244                         | Cargo handling, auxiliary activity to air transport }                   |                                |                    |          |   |                        |
| H52291                         | Freight forwarding services   | 121                            | 11,537             | -        | -   | 404                    |
| H52292                         | Customs brokerage (ship and aircraft)                                   | 46                             | -                  | -        | -   | -                      |
| H52293                         | Logistics services  | 36                             | -                  | -        | -   | -                      |
| H53202                         | Messenger service   | 45                             | -                  | -        | -   | -                      |
| <b>National Capital Region</b> |   | <b>466</b>                     | <b>187,251</b>     | <b>-</b> | <b>-</b>  | <b>21,940</b>          |
| H49111                         | Inter-urban passenger railway transport }                               |                                |                    |          |   |                        |
| H49112                         | Urban and suburban railway transport }                                  | 3                              | -                  | -        | -   | -                      |
| H49201                         | Inter-urban bus line operation  | 18                             | -                  | -        | -   | -                      |
| H49202                         | Urban and suburban bus line operation                                   | 16                             | -                  | -        | -   | -                      |
| H49203                         | Local bus line operation  | 4                              | -                  | -        | -   | -                      |
| H49204                         | Chartered buses operation (e.g. tourist buses)                          | 18                             | -                  | -        | -   | -                      |
| H49205                         | Operation of school buses/shuttle                                       | 3                              | -                  | -        | -   | -                      |
| H49323                         | Public utility cars and taxicabs operation }                            | 7                              | -                  | -        | -   | -                      |
| H49324                         | Chartered cars operation (rent-a-car) }                                 |                                |                    |          |   |                        |
| H49331                         | Truck-for-hire operation (with driver)                                  | s                              | s                  | s        | s   | s                      |
| H49332                         | Freight truck operation   | 58                             | 4,462              | -        | -   | 4,462                  |
| H49339                         | Freight transport operation, by road, n.e.c.                            | s                              | s                  | s        | s   | s                      |
| H49400                         | Transport via pipeline  | s                              | s                  | s        | s   | s                      |
| H50111                         | Ocean passenger transport }   |                                |                    |          |   |                        |
| H50112                         | Interisland water passenger transport }                                 | 9                              | -                  | -        | -   | -                      |
| H50113                         | Renting of ship with operator   | s                              | s                  | s        | s   | s                      |
| H50121                         | Ocean freight transport   | 11                             | -                  | -        | -   | -                      |
| H50122                         | Interisland water freight transport                                     | 23                             | -                  | -        | -   | -                      |
| H50123                         | Towing and pushing services on coastal and trans-oceanic waters         | s                              | s                  | s        | s   | s                      |
| H50210                         | Inland passenger water transport  | s                              | s                  | s        | s   | s                      |
| H51101                         | Domestic air passenger transport }                                      | 3                              | -                  | -        | -   | -                      |
| H51102                         | International air passenger transport }                                 |                                |                    |          |   |                        |
| H51103                         | Non-scheduled air passenger transport                                   | 5                              | -                  | -        | -   | -                      |
| H52103                         | Customs bonded warehouses   | 5                              | -                  | -        | -   | -                      |
| H52104                         | Cold storage  | 12                             | -                  | -        | -   | -                      |

TABLE 7a.2 Number of Establishments and Losses and Damages to Tangible Fixed Assets by Type for Transportation and Storage Establishments with Total Employment of 20 and Over by Region and Industry Sub-Class: Philippines, 2010 *(Continued)*

(Value in thousand pesos. Details may not add up to total due to rounding and/or statistical disclosure control)

| 2009<br>PSIC<br>Code                    | Region/<br>Industry Description   | Number<br>of<br>Establishments | Losses and Damages |          |   |                        |
|---|---|--------------------------------|--------------------|----------|---|------------------------|
|   |   |                                | Total              | Land     | Buildings, Other<br>Structures and Land<br>Improvements | Transport<br>Equipment |
|   |   | (1)                            | (2)                | (3)      | (4)   | (5)                    |
| H52109                                  | Storage and warehousing, n.e.c.   | 4                              | 605                | -        | -   | 554                    |
| H52211                                  | Freight terminal facilities for trucking companies                      | s                              | s                  | s        | s   | s                      |
| H52212                                  | Operation of parking lots   | 7                              | -                  | -        | -   | -                      |
| H52213                                  | Operation of toll roads and bridges                                     | 7                              | -                  | -        | -   | -                      |
| H52219                                  | Other supporting land transport activities, n.e.c.                      | s                              | s                  | s        | s   | s                      |
| H52220                                  | Service activities incidental to water transportation                   | 17                             | -                  | -        | -   | -                      |
| H52230                                  | Service activities incidental to air transportation                     | s                              | s                  | s        | s   | s                      |
| H52241                                  | Containerized cargo handling, auxiliary activity to<br>land transport } | 3                              | 171,050            | -        | -   | 16,924                 |
| H52244                                  | Cargo handling, auxiliary activity to air transport }                   |                                |                    |          |   |                        |
| H52291                                  | Freight forwarding services   | 108                            | 11,134             | -        | -   | -                      |
| H52292                                  | Customs brokerage (ship and aircraft)                                   | 41                             | -                  | -        | -   | -                      |
| H52293                                  | Logistics services  | 30                             | -                  | -        | -   | -                      |
| H53202                                  | Messenger service   | 44                             | -                  | -        | -   | -                      |
| <b>Cordillera Administrative Region</b> |   | <b>3</b>                       | <b>-</b>           | <b>-</b> | <b>-</b>  | <b>-</b>               |
| H49201                                  | Inter-urban bus line operation }  | 3                              | -                  | -        | -   | -                      |
| H49203                                  | Local bus line operation }  |                                |                    |          |   |                        |
| <b>I-Ilocos Region</b>                  |   | <b>6</b>                       | <b>-</b>           | <b>-</b> | <b>-</b>  | <b>-</b>               |
| H49201                                  | Inter-urban bus line operation  | s                              | s                  | s        | s   | s                      |
| H49204                                  | Chartered buses operation (e.g. tourist buses)                          | s                              | s                  | s        | s   | s                      |
| H49332                                  | Freight truck operation   | s                              | s                  | s        | s   | s                      |
| H52104                                  | Cold storage  | s                              | s                  | s        | s   | s                      |
| <b>II - Cagayan Valley</b>              |   | <b>3</b>                       | <b>-</b>           | <b>-</b> | <b>-</b>  | <b>-</b>               |
| H49201                                  | Inter-urban bus line operation  | s                              | s                  | s        | s   | s                      |
| H50122                                  | Interisland water freight transport                                     | s                              | s                  | s        | s   | s                      |
| <b>III - Central Luzon</b>              |   | <b>26</b>                      | <b>280</b>         | <b>-</b> | <b>-</b>  | <b>50</b>              |
| H49201                                  | Inter-urban bus line operation  | 5                              | -                  | -        | -   | -                      |

TABLE 7a.2 Number of Establishments and Losses and Damages to Tangible Fixed Assets by Type for Transportation and Storage Establishments with Total Employment of 20 and Over by Region and Industry Sub-Class: Philippines, 2010 *(Continued)*

(Value in thousand pesos. Details may not add up to total due to rounding and/or statistical disclosure control)

| 2009<br>PSIC<br>Code    | Region/<br>Industry Description   | Number<br>of<br>Establishments | Losses and Damages |          |   |                        |
|-------------------------|---|--------------------------------|--------------------|----------|---|------------------------|
|                         |   |                                | Total              | Land     | Buildings, Other<br>Structures and Land<br>Improvements | Transport<br>Equipment |
|                         |   | (1)                            | (2)                | (3)      | (4)   | (5)                    |
| H49203                  | Local bus line operation }  | 3                              | -                  | -        | -   | -                      |
| H49204                  | Chartered buses operation (e.g. tourist buses) }                          |                                |                    |          |   |                        |
| H49332                  | Freight truck operation   | 7                              | -                  | -        | -   | -                      |
| H51101                  | Domestic air passenger transport  | s                              | s                  | s        | s   | s                      |
| H52101                  | General bonded warehouses except grain warehouse                          | s                              | s                  | s        | s   | s                      |
| H52109                  | Storage and warehousing, n.e.c.   | s                              | s                  | s        | s   | s                      |
| H52230                  | Service activities incidental to air transportation }                     |                                |                    |          |   |                        |
| H52241                  | Containerized cargo handling, auxiliary activity<br>to land transport }   | 5                              | 280                | -        | -   | 50                     |
| H52244                  | Cargo handling, auxiliary activity to air transport }                     |                                |                    |          |   |                        |
| H52291                  | Freight forwarding services }   |                                |                    |          |   |                        |
| H52292                  | Customs brokerage (ship and aircraft) }                                   | 3                              | -                  | -        | -   | -                      |
| H52293                  | Logistics services }  |                                |                    |          |   |                        |
| <b>IVA - CALABARZON</b> |   | <b>60</b>                      | <b>-</b>           | <b>-</b> | <b>-</b>  | <b>-</b>               |
| H49201                  | Inter-urban bus line operation  | 10                             | -                  | -        | -   | -                      |
| H49202                  | Urban and suburban bus line operation                                     | 3                              | -                  | -        | -   | -                      |
| H49203                  | Local bus line operation  | 4                              | -                  | -        | -   | -                      |
| H49204                  | Chartered buses operation (e.g. tourist buses) }                          |                                |                    |          |   |                        |
| H49205                  | Operation of school buses/shuttle }                                       | 3                              | -                  | -        | -   | -                      |
| H49310                  | Urban or suburban passenger land transport, except<br>by railways and bus | s                              | s                  | s        | s   | s                      |
| H49332                  | Freight truck operation   | 21                             | -                  | -        | -   | -                      |
| H50112                  | Interisland water passenger transport }                                   |                                |                    |          |   |                        |
| H50122                  | Interisland water freight transport }                                     | 3                              | -                  | -        | -   | -                      |
| H52104                  | Cold storage }  | 7                              | -                  | -        | -   | -                      |
| H52109                  | Storage and warehousing, n.e.c. }   |                                |                    |          |   |                        |
| H52220                  | Service activities incidental to water transportation                     | 3                              | -                  | -        | -   | -                      |
| H52243                  | Cargo handling, auxiliary activity to water transport                     | s                              | s                  | s        | s   | s                      |
| H52291                  | Freight forwarding services }   |                                |                    |          |   |                        |
| H52293                  | Logistics services }  | 4                              | -                  | -        | -   | -                      |
| <b>IVB - MIMAROPA</b>   |   | <b>10</b>                      | <b>-</b>           | <b>-</b> | <b>-</b>  | <b>-</b>               |
| H49203                  | Local bus line operation  | s                              | s                  | s        | s   | s                      |
| H50122                  | Interisland water freight transport                                       | s                              | s                  | s        | s   | s                      |
| H52220                  | Service activities incidental to water transportation                     | 7                              | -                  | -        | -   | -                      |

TABLE 7a.2 Number of Establishments and Losses and Damages to Tangible Fixed Assets by Type for Transportation and Storage Establishments with Total Employment of 20 and Over by Region and Industry Sub-Class: Philippines, 2010 *(Continued)*

(Value in thousand pesos. Details may not add up to total due to rounding and/or statistical disclosure control)

| 2009<br>PSIC<br>Code         | Region/<br>Industry Description   | Number<br>of<br>Establishments | Losses and Damages |      |   |                        |
|------------------------------|---|--------------------------------|--------------------|------|---|------------------------|
|                              |   |                                | Total              | Land | Buildings, Other<br>Structures and Land<br>Improvements | Transport<br>Equipment |
|                              |   | (1)                            | (2)                | (3)  | (4)   | (5)                    |
| H52242                       | Non- containerized cargo handling, auxiliary activity to land transport | s                              | s                  | s    | s   | s                      |
| <b>V - Bicol Region</b>      |   | <b>18</b>                      | -                  | -    | -   | -                      |
| H49201                       | Inter-urban bus line operation }  |                                |                    |      |   |                        |
| H49203                       | Local bus line operation }  | 5                              | -                  | -    | -   | -                      |
| H49332                       | Freight truck operation   | s                              | s                  | s    | s   | s                      |
| H50112                       | Interisland water passenger transport                                   | s                              | s                  | s    | s   | s                      |
| H50122                       | Interisland water freight transport                                     | s                              | s                  | s    | s   | s                      |
| H50210                       | Inland passenger water transport  | s                              | s                  | s    | s   | s                      |
| H52220                       | Service activities incidental to water transportation                   | 8                              | -                  | -    | -   | -                      |
| H52291                       | Freight forwarding services   | s                              | s                  | s    | s   | s                      |
| <b>VI - Western Visayas</b>  |   | <b>28</b>                      | -                  | -    | -   | -                      |
| H49201                       | Inter-urban bus line operation }  |                                |                    |      |   |                        |
| H49203                       | Local bus line operation }  | 7                              | -                  | -    | -   | -                      |
| H49204                       | Chartered buses operation (e.g. tourist buses) }                        |                                |                    |      |   |                        |
| H49332                       | Freight truck operation   | 8                              | -                  | -    | -   | -                      |
| H50112                       | Interisland water passenger transport }                                 |                                |                    |      |   |                        |
| H50122                       | Interisland water freight transport }                                   | 5                              | -                  | -    | -   | -                      |
| H50210                       | Inland passenger water transport  | s                              | s                  | s    | s   | s                      |
| H52109                       | Storage and warehousing, n.e.c.   | s                              | s                  | s    | s   | s                      |
| H52220                       | Service activities incidental to water transportation                   | 3                              | -                  | -    | -   | -                      |
| H52291                       | Freight forwarding services }   | 3                              | -                  | -    | -   | -                      |
| H52292                       | Customs brokerage (ship and aircraft) }                                 |                                |                    |      |   |                        |
| <b>VII - Central Visayas</b> |   | <b>76</b>                      | <b>24</b>          | -    | -   | -                      |
| H49203                       | Local bus line operation  | 3                              | -                  | -    | -   | -                      |
| H49323                       | Public utility cars and taxicabs operation                              | 5                              | -                  | -    | -   | -                      |
| H49331                       | Truck-for-hire operation (with driver)                                  | s                              | s                  | s    | s   | s                      |
| H49332                       | Freight truck operation   | 11                             | -                  | -    | -   | -                      |
| H50112                       | Interisland water passenger transport                                   | 22                             | -                  | -    | -   | -                      |
| H50121                       | Ocean freight transport }   |                                |                    |      |   |                        |
| H50122                       | Interisland water freight transport }                                   | 10                             | 24                 | -    | -   | -                      |

TABLE 7a.2 Number of Establishments and Losses and Damages to Tangible Fixed Assets by Type for Transportation and Storage Establishments with Total Employment of 20 and Over by Region and Industry Sub-Class: Philippines, 2010 *(Continued)*

(Value in thousand pesos. Details may not add up to total due to rounding and/or statistical disclosure control)

| 2009<br>PSIC<br>Code            | Region/<br>Industry Description                       | Number<br>of<br>Establishments | Losses and Damages |      |   |                        |
|---------------------------------|---|--------------------------------|--------------------|------|---|------------------------|
|                                 |   |                                | Total              | Land | Buildings, Other<br>Structures and Land<br>Improvements | Transport<br>Equipment |
|                                 |   | (1)                            | (2)                | (3)  | (4)   | (5)                    |
| H50210                          | Inland passenger water transport                      | S                              | S                  | S    | S   | S                      |
| H50220                          | Inland freight water transport                        | S                              | S                  | S    | S   | S                      |
| H51103                          | Non-scheduled air passenger transport                 | S                              | S                  | S    | S   | S                      |
| H51203                          | Non-scheduled air freight transport                   | S                              | S                  | S    | S   | S                      |
| H52104                          | Cold storage  | S                              | S                  | S    | S   | S                      |
| H52211                          | Freight terminal facilities for trucking companies    | S                              | S                  | S    | S   | S                      |
| H52220                          | Service activities incidental to water transportation | 8                              | -                  | -    | -   | -                      |
| H52243                          | Cargo handling, auxiliary activity to water transport | S                              | S                  | S    | S   | S                      |
| H52291                          | Freight forwarding services                           | 4                              | -                  | -    | -   | -                      |
| H52292                          | Customs brokerage (ship and aircraft)                 | }                              |                    |      |   |                        |
| H52293                          | Logistics services                                    | }                              | 3                  | -    | -   | -                      |
| H53202                          | Messenger service                                     | S                              | S                  | S    | S   | S                      |
| <b>VIII - Eastern Visayas</b>   |   | <b>14</b>                      | -                  | -    | -   | -                      |
| H49201                          | Inter-urban bus line operation                        | }                              |                    |      |   |                        |
| H49203                          | Local bus line operation                              | }                              | 4                  | -    | -   | -                      |
| H49204                          | Chartered buses operation (e.g. tourist buses)        | }                              |                    |      |   |                        |
| H50112                          | Interisland water passenger transport                 | S                              | S                  | S    | S   | S                      |
| H50122                          | Interisland water freight transport                   | S                              | S                  | S    | S   | S                      |
| H52109                          | Storage and warehousing, n.e.c.                       | S                              | S                  | S    | S   | S                      |
| H52220                          | Service activities incidental to water transportation | }                              | 7                  | -    | -   | -                      |
| H52243                          | Cargo handling, auxiliary activity to water transport | }                              |                    |      |   |                        |
| <b>IX - Zamboanga Peninsula</b> |   | <b>9</b>                       | -                  | -    | -   | -                      |
| H50112                          | Interisland water passenger transport                 | 5                              | -                  | -    | -   | -                      |
| H52220                          | Service activities incidental to water transportation | }                              | 4                  | -    | -   | -                      |
| H52243                          | Cargo handling, auxiliary activity to water transport | }                              |                    |      |   |                        |
| <b>X - Northern Mindanao</b>    |   | <b>27</b>                      | -                  | -    | -   | -                      |
| H49201                          | Inter-urban bus line operation                        | 3                              | -                  | -    | -   | -                      |
| H49204                          | Chartered buses operation (e.g. tourist buses)        | S                              | S                  | S    | S   | S                      |
| H49332                          | Freight truck operation                               | 8                              | -                  | -    | -   | -                      |
| H50112                          | Interisland water passenger transport                 | S                              | S                  | S    | S   | S                      |
| H52220                          | Service activities incidental to water transportation | 8                              | -                  | -    | -   | -                      |

TABLE 7a.2 Number of Establishments and Losses and Damages to Tangible Fixed Assets by Type for Transportation and Storage Establishments with Total Employment of 20 and Over by Region and Industry Sub-Class: Philippines, 2010 *(Continued)*

(Value in thousand pesos. Details may not add up to total due to rounding and/or statistical disclosure control)

| 2009<br>PSIC<br>Code                        | Region/<br>Industry Description                                 | Number<br>of<br>Establishments | Losses and Damages |             |   |                        |
|---|---|--------------------------------|--------------------|-------------|---|------------------------|
|   |   |                                | Total              | Land        | Buildings, Other<br>Structures and Land<br>Improvements | Transport<br>Equipment |
|   |   | (1)                            | (2)                | (3)         | (4)   | (5)                    |
| H52243                                      | Cargo handling, auxiliary activity to water transport           | 3                              | -                  | -           | -   | -                      |
| H52291                                      | Freight forwarding services                                     | s                              | s                  | s           | s   | s                      |
| H52292                                      | Customs brokerage (ship and aircraft)                           | s                              | s                  | s           | s   | s                      |
| <b>XI - Davao Region</b>                    |   | <b>30</b>                      | <b>404</b>         | <b>-</b>    | <b>-</b>  | <b>404</b>             |
| H49202                                      | Urban and suburban bus line operation                           | }                              | 7                  | -           | -   | -                      |
| H49203                                      | Local bus line operation  |                                |                    |             |   |                        |
| H49323                                      | Public utility cars and taxicabs operation                      | s                              | s                  | s           | s   | s                      |
| H49332                                      | Freight truck operation   | 9                              | -                  | -           | -   | -                      |
| H50123                                      | Towing and pushing services on coastal and trans-oceanic waters | s                              | s                  | s           | s   | s                      |
| H52103                                      | Customs bonded warehouses                                       | s                              | s                  | s           | s   | s                      |
| H52220                                      | Service activities incidental to water transportation           | 8                              | -                  | -           | -   | -                      |
| H52291                                      | Freight forwarding services                                     | }                              | 3                  | 404         | -   | 404                    |
| H52292                                      | Customs brokerage (ship and aircraft)                           |                                |                    |             |   |                        |
| <b>XII - SOCCSKSARGEN</b>                   |   | <b>a/ 15</b>                   | <b>a/ -</b>        | <b>a/ -</b> | <b>a/ -</b>   | <b>a/ -</b>            |
| H49201                                      | Inter-urban bus line operation                                  | s                              | s                  | s           | s   | s                      |
| H49332                                      | Freight truck operation   | 5                              | -                  | -           | -   | -                      |
| H50122                                      | Interisland water freight transport                             | s                              | s                  | s           | s   | s                      |
| H52104                                      | Cold storage  | s                              | s                  | s           | s   | s                      |
| H52220                                      | Service activities incidental to water transportation           | b/ 4                           | b/ -               | b/ -        | b/ -  | b/ -                   |
| H52243                                      | Cargo handling, auxiliary activity to water transport           | s                              | s                  | s           | s   | s                      |
| H52291                                      | Freight forwarding services                                     | s                              | s                  | s           | s   | s                      |
| <b>XIII - Caraga</b>                        |   | <b>5</b>                       | <b>-</b>           | <b>-</b>    | <b>-</b>  | <b>-</b>               |
| H49331                                      | Truck-for-hire operation (with driver)                          | s                              | s                  | s           | s   | s                      |
| H49332                                      | Freight truck operation   | s                              | s                  | s           | s   | s                      |
| H52220                                      | Service activities incidental to water transportation           | s                              | s                  | s           | s   | s                      |
| <b>Autonomous Region in Muslim Mindanao</b> |   | <b>c/</b>                      | <b>c/</b>          | <b>c/</b>   | <b>c/</b>   | <b>c/</b>              |
| H52220                                      | Service activities incidental to water transportation           | d/                             | d/                 | d/          | d/  | d/                     |

TABLE 7a.2 Number of Establishments and Losses and Damages to Tangible Fixed Assets by Type for Transportation and Storage Establishments with Total Employment of 20 and Over by Region and Industry Sub-Class: Philippines, 2010 *(Continued)*

(Value in thousand pesos. Details may not add up to total due to rounding and/or statistical disclosure control)

| 2009<br>PSIC<br>Code | Region/<br>Industry Description   | Losses and Damages             |                                  |           |                                |
|----------------------|---|--------------------------------|----------------------------------|-----------|--------------------------------|
|                      |   | ICT Machinery<br>and Equipment | Other Machinery<br>and Equipment | Valuables | Other Tangible<br>Fixed Assets |
|                      |   | (6)                            | (7)                              | (8)       | (9)                            |
|                      | <b>Philippines</b>  | <b>154,163</b>                 | <b>11,401</b>                    | <b>-</b>  | <b>-</b>                       |
| H49111               | Inter-urban passenger railway transport }                                 |                                |                                  |           |                                |
| H49112               | Urban and suburban railway transport }                                    | -                              | -                                | -         | -                              |
| H49201               | Inter-urban bus line operation  | -                              | -                                | -         | -                              |
| H49202               | Urban and suburban bus line operation                                     | -                              | -                                | -         | -                              |
| H49203               | Local bus line operation  | -                              | -                                | -         | -                              |
| H49204               | Chartered buses operation (e.g. tourist buses)                            | -                              | -                                | -         | -                              |
| H49205               | Operation of school buses/shuttle   | -                              | -                                | -         | -                              |
| H49310               | Urban or suburban passenger land transport,<br>except by railways and bus | S                              | S                                | S         | S                              |
| H49323               | Public utility cars and taxicabs operation }                              | -                              | -                                | -         | -                              |
| H49324               | Chartered cars operation (rent-a-car) }                                   |                                |                                  |           |                                |
| H49331               | Truck-for-hire operation (with driver)                                    | -                              | -                                | -         | -                              |
| H49332               | Freight truck operation   | -                              | -                                | -         | -                              |
| H49339               | Freight transport operation, by road, n.e.c.                              | S                              | S                                | S         | S                              |
| H49400               | Transport via pipeline  | S                              | S                                | S         | S                              |
| H50111               | Ocean passenger transport   | S                              | S                                | S         | S                              |
| H50112               | Interisland water passenger transport                                     | -                              | -                                | -         | -                              |
| H50113               | Renting of ship with operator   | S                              | S                                | S         | S                              |
| H50121               | Ocean freight transport   | -                              | -                                | -         | -                              |
| H50122               | Interisland water freight transport                                       | 24                             | -                                | -         | -                              |
| H50123               | Towing and pushing services on coastal and trans-<br>oceanic waters       | S                              | S                                | S         | S                              |
| H50210               | Inland passenger water transport }  | -                              | -                                | -         | -                              |
| H50220               | Inland freight water transport }  |                                |                                  |           |                                |
| H51101               | Domestic air passenger transport }  | -                              | -                                | -         | -                              |
| H51102               | International air passenger transport }                                   |                                |                                  |           |                                |
| H51103               | Non-scheduled air passenger transport                                     | -                              | -                                | -         | -                              |
| H51203               | Non-scheduled air freight transport                                       | S                              | S                                | S         | S                              |
| H52101               | General bonded warehouses except grain warehouse }                        |                                |                                  |           |                                |
| H52103               | Customs bonded warehouses }   | -                              | -                                | -         | -                              |
| H52104               | Cold storage  | -                              | -                                | -         | -                              |
| H52109               | Storage and warehousing, n.e.c.   | -                              | 51                               | -         | -                              |
| H52211               | Freight terminal facilities for trucking companies                        | S                              | S                                | S         | S                              |
| H52212               | Operation of parking lots   | -                              | -                                | -         | -                              |
| H52213               | Operation of toll roads and bridges                                       | -                              | -                                | -         | -                              |
| H52219               | Other supporting land transport activities, n.e.c.                        | S                              | S                                | S         | S                              |
| H52220               | Service activities incidental to water transportation                     | -                              | -                                | -         | -                              |
| H52230               | Service activities incidental to air transportation                       | -                              | -                                | -         | -                              |

TABLE 7a.2 Number of Establishments and Losses and Damages to Tangible Fixed Assets by Type for Transportation and Storage Establishments with Total Employment of 20 and Over by Region and Industry Sub-Class: Philippines, 2010 *(Continued)*

(Value in thousand pesos. Details may not add up to total due to rounding and/or statistical disclosure control)

| 2009<br>PSIC<br>Code           | Region/<br>Industry Description   | Losses and Damages             |                                  |           |                                |
|--------------------------------|---|--------------------------------|----------------------------------|-----------|--------------------------------|
|                                |   | ICT Machinery<br>and Equipment | Other Machinery<br>and Equipment | Valuables | Other Tangible<br>Fixed Assets |
|                                |   | (6)                            | (7)                              | (8)       | (9)                            |
| H52241                         | Containerized cargo handling, auxiliary activity to land transport      | 154,140                        | 216                              | -         | -                              |
| H52242                         | Non- containerized cargo handling, auxiliary activity to land transport | S                              | S                                | S         | S                              |
| H52243                         | Cargo handling, auxiliary activity to water transport }                 | -                              | -                                | -         | -                              |
| H52244                         | Cargo handling, auxiliary activity to air transport }                   | -                              | -                                | -         | -                              |
| H52291                         | Freight forwarding services   | -                              | 11,134                           | -         | -                              |
| H52292                         | Customs brokerage (ship and aircraft)                                   | -                              | -                                | -         | -                              |
| H52293                         | Logistics services  | -                              | -                                | -         | -                              |
| H53202                         | Messenger service   | -                              | -                                | -         | -                              |
| <b>National Capital Region</b> |   | <b>154,126</b>                 | <b>11,185</b>                    | <b>-</b>  | <b>-</b>                       |
| H49111                         | Inter-urban passenger railway transport }                               | -                              | -                                | -         | -                              |
| H49112                         | Urban and suburban railway transport }                                  | -                              | -                                | -         | -                              |
| H49201                         | Inter-urban bus line operation  | -                              | -                                | -         | -                              |
| H49202                         | Urban and suburban bus line operation                                   | -                              | -                                | -         | -                              |
| H49203                         | Local bus line operation  | -                              | -                                | -         | -                              |
| H49204                         | Chartered buses operation (e.g. tourist buses)                          | -                              | -                                | -         | -                              |
| H49205                         | Operation of school buses/shuttle                                       | -                              | -                                | -         | -                              |
| H49323                         | Public utility cars and taxicabs operation }                            | -                              | -                                | -         | -                              |
| H49324                         | Chartered cars operation (rent-a-car) }                                 | -                              | -                                | -         | -                              |
| H49331                         | Truck-for-hire operation (with driver)                                  | S                              | S                                | S         | S                              |
| H49332                         | Freight truck operation   | -                              | -                                | -         | -                              |
| H49339                         | Freight transport operation, by road, n.e.c.                            | S                              | S                                | S         | S                              |
| H49400                         | Transport via pipeline  | S                              | S                                | S         | S                              |
| H50111                         | Ocean passenger transport }   | -                              | -                                | -         | -                              |
| H50112                         | Interisland water passenger transport }                                 | -                              | -                                | -         | -                              |
| H50113                         | Renting of ship with operator   | S                              | S                                | S         | S                              |
| H50121                         | Ocean freight transport   | -                              | -                                | -         | -                              |
| H50122                         | Interisland water freight transport                                     | -                              | -                                | -         | -                              |
| H50123                         | Towing and pushing services on coastal and trans-oceanic waters         | S                              | S                                | S         | S                              |
| H50210                         | Inland passenger water transport  | S                              | S                                | S         | S                              |
| H51101                         | Domestic air passenger transport }                                      | -                              | -                                | -         | -                              |
| H51102                         | International air passenger transport }                                 | -                              | -                                | -         | -                              |
| H51103                         | Non-scheduled air passenger transport                                   | -                              | -                                | -         | -                              |
| H52103                         | Customs bonded warehouses   | -                              | -                                | -         | -                              |
| H52104                         | Cold storage  | -                              | -                                | -         | -                              |

TABLE 7a.2 Number of Establishments and Losses and Damages to Tangible Fixed Assets by Type for Transportation and Storage Establishments with Total Employment of 20 and Over by Region and Industry Sub-Class: Philippines, 2010 *(Continued)*

(Value in thousand pesos. Details may not add up to total due to rounding and/or statistical disclosure control)

| 2009<br>PSIC<br>Code                    | Region/<br>Industry Description                                       | Losses and Damages             |                                  |           |                                |
|---|---|--------------------------------|----------------------------------|-----------|--------------------------------|
|   |   | ICT Machinery<br>and Equipment | Other Machinery<br>and Equipment | Valuables | Other Tangible<br>Fixed Assets |
|   |   | (6)                            | (7)                              | (8)       | (9)                            |
| H52109                                  | Storage and warehousing, n.e.c.                                       | -                              | 51                               | -         | -                              |
| H52211                                  | Freight terminal facilities for trucking companies                    | S                              | S                                | S         | S                              |
| H52212                                  | Operation of parking lots   | -                              | -                                | -         | -                              |
| H52213                                  | Operation of toll roads and bridges                                   | -                              | -                                | -         | -                              |
| H52219                                  | Other supporting land transport activities, n.e.c.                    | S                              | S                                | S         | S                              |
| H52220                                  | Service activities incidental to water transportation                 | -                              | -                                | -         | -                              |
| H52230                                  | Service activities incidental to air transportation                   | S                              | S                                | S         | S                              |
| H52241                                  | Containerized cargo handling, auxiliary activity to<br>land transport | 154,126                        | -                                | -         | -                              |
| H52244                                  | Cargo handling, auxiliary activity to air transport                   |                                | -                                | -         | -                              |
| H52291                                  | Freight forwarding services   | -                              | 11,134                           | -         | -                              |
| H52292                                  | Customs brokerage (ship and aircraft)                                 | -                              | -                                | -         | -                              |
| H52293                                  | Logistics services  | -                              | -                                | -         | -                              |
| H53202                                  | Messenger service   | -                              | -                                | -         | -                              |
| <b>Cordillera Administrative Region</b> |   | -                              | -                                | -         | -                              |
| H49201                                  | Inter-urban bus line operation  | }                              | -                                | -         | -                              |
| H49203                                  | Local bus line operation  |                                | -                                | -         | -                              |
| <b>Ilocos Region</b>                    |   | -                              | -                                | -         | -                              |
| H49201                                  | Inter-urban bus line operation  | S                              | S                                | S         | S                              |
| H49204                                  | Chartered buses operation (e.g. tourist buses)                        | S                              | S                                | S         | S                              |
| H49332                                  | Freight truck operation   | S                              | S                                | S         | S                              |
| H52104                                  | Cold storage  | S                              | S                                | S         | S                              |
| <b>II - Cagayan Valley</b>              |   | -                              | -                                | -         | -                              |
| H49201                                  | Inter-urban bus line operation  | S                              | S                                | S         | S                              |
| H50122                                  | Interisland water freight transport                                   | S                              | S                                | S         | S                              |
| <b>III - Central Luzon</b>              |   | 14                             | 216                              | -         | -                              |
| H49201                                  | Inter-urban bus line operation  | -                              | -                                | -         | -                              |
| H49203                                  | Local bus line operation  | }                              | -                                | -         | -                              |
|   |   |                                | -                                | -         | -                              |

TABLE 7a.2 Number of Establishments and Losses and Damages to Tangible Fixed Assets by Type for Transportation and Storage Establishments with Total Employment of 20 and Over by Region and Industry Sub-Class: Philippines, 2010 *(Continued)*

(Value in thousand pesos. Details may not add up to total due to rounding and/or statistical disclosure control)

| 2009<br>PSIC<br>Code    | Region/<br>Industry Description   | Losses and Damages             |                                  |           |                                |
|-------------------------|---|--------------------------------|----------------------------------|-----------|--------------------------------|
|                         |   | ICT Machinery<br>and Equipment | Other Machinery<br>and Equipment | Valuables | Other Tangible<br>Fixed Assets |
|                         |   | (6)                            | (7)                              | (8)       | (9)                            |
| H49204                  | Chartered buses operation (e.g. tourist buses) }                          |                                |                                  |           |                                |
| H49332                  | Freight truck operation   | -                              | -                                | -         | -                              |
| H51101                  | Domestic air passenger transport  | s                              | s                                | s         | s                              |
| H52101                  | General bonded warehouses except grain warehouse                          | s                              | s                                | s         | s                              |
| H52109                  | Storage and warehousing, n.e.c.   | s                              | s                                | s         | s                              |
| H52230                  | Service activities incidental to air transportation }                     |                                |                                  |           |                                |
| H52241                  | Containerized cargo handling, auxiliary activity<br>to land transport }   | 14                             | 216                              | -         | -                              |
| H52244                  | Cargo handling, auxiliary activity to air transport }                     |                                |                                  |           |                                |
| H52291                  | Freight forwarding services }   |                                |                                  |           |                                |
| H52292                  | Customs brokerage (ship and aircraft) }                                   | -                              | -                                | -         | -                              |
| H52293                  | Logistics services }  |                                |                                  |           |                                |
| <b>IVA - CALABARZON</b> |   | -                              | -                                | -         | -                              |
| H49201                  | Inter-urban bus line operation  | -                              | -                                | -         | -                              |
| H49202                  | Urban and suburban bus line operation                                     | -                              | -                                | -         | -                              |
| H49203                  | Local bus line operation  | -                              | -                                | -         | -                              |
| H49204                  | Chartered buses operation (e.g. tourist buses) }                          |                                |                                  |           |                                |
| H49205                  | Operation of school buses/shuttle }                                       | -                              | -                                | -         | -                              |
| H49310                  | Urban or suburban passenger land transport, except<br>by railways and bus | s                              | s                                | s         | s                              |
| H49332                  | Freight truck operation   | -                              | -                                | -         | -                              |
| H50112                  | Interisland water passenger transport }                                   |                                |                                  |           |                                |
| H50122                  | Interisland water freight transport }                                     | -                              | -                                | -         | -                              |
| H52104                  | Cold storage }  | -                              | -                                | -         | -                              |
| H52109                  | Storage and warehousing, n.e.c. }   |                                |                                  |           |                                |
| H52220                  | Service activities incidental to water transportation                     | -                              | -                                | -         | -                              |
| H52243                  | Cargo handling, auxiliary activity to water transport                     | s                              | s                                | s         | s                              |
| H52291                  | Freight forwarding services }   |                                |                                  |           |                                |
| H52293                  | Logistics services }  | -                              | -                                | -         | -                              |
| <b>IVB - MIMAROPA</b>   |   | -                              | -                                | -         | -                              |
| H49203                  | Local bus line operation  | s                              | s                                | s         | s                              |
| H50122                  | Interisland water freight transport                                       | s                              | s                                | s         | s                              |

TABLE 7a.2 Number of Establishments and Losses and Damages to Tangible Fixed Assets by Type for Transportation and Storage Establishments with Total Employment of 20 and Over by Region and Industry Sub-Class: Philippines, 2010 *(Continued)*

(Value in thousand pesos. Details may not add up to total due to rounding and/or statistical disclosure control)

| 2009<br>PSIC<br>Code         | Region/<br>Industry Description  | Losses and Damages             |                                  |           |                                |
|------------------------------|--|--------------------------------|----------------------------------|-----------|--------------------------------|
|                              |  | ICT Machinery<br>and Equipment | Other Machinery<br>and Equipment | Valuables | Other Tangible<br>Fixed Assets |
|                              |  | (6)                            | (7)                              | (8)       | (9)                            |
| H52220                       | Service activities incidental to water transportation                      | -                              | -                                | -         | -                              |
| H52242                       | Non- containerized cargo handling, auxiliary activity<br>to land transport | S                              | S                                | S         | S                              |
| <b>V - Bicol Region</b>      |  | -                              | -                                | -         | -                              |
| H49201                       | Inter-urban bus line operation   | }                              |                                  |           |                                |
| H49203                       | Local bus line operation   |                                | -                                | -         | -                              |
| H49332                       | Freight truck operation  | S                              | S                                | S         | S                              |
| H50112                       | Interisland water passenger transport                                      | S                              | S                                | S         | S                              |
| H50122                       | Interisland water freight transport  | S                              | S                                | S         | S                              |
| H50210                       | Inland passenger water transport   | S                              | S                                | S         | S                              |
| H52220                       | Service activities incidental to water transportation                      | -                              | -                                | -         | -                              |
| H52291                       | Freight forwarding services  | S                              | S                                | S         | S                              |
| <b>VI - Western Visayas</b>  |  | -                              | -                                | -         | -                              |
| H49201                       | Inter-urban bus line operation   | }                              |                                  |           |                                |
| H49203                       | Local bus line operation   |                                | -                                | -         | -                              |
| H49204                       | Chartered buses operation (e.g. tourist buses)                             | }                              |                                  |           |                                |
| H49332                       | Freight truck operation  | -                              | -                                | -         | -                              |
| H50112                       | Interisland water passenger transport                                      | }                              |                                  |           |                                |
| H50122                       | Interisland water freight transport  | }                              | -                                | -         | -                              |
| H50210                       | Inland passenger water transport   | S                              | S                                | S         | S                              |
| H52109                       | Storage and warehousing, n.e.c.  | S                              | S                                | S         | S                              |
| H52220                       | Service activities incidental to water transportation                      | -                              | -                                | -         | -                              |
| H52291                       | Freight forwarding services  | }                              | -                                | -         | -                              |
| H52292                       | Customs brokerage (ship and aircraft)                                      | }                              |                                  |           |                                |
| <b>VII - Central Visayas</b> |  | <b>24</b>                      | -                                | -         | -                              |
| H49203                       | Local bus line operation   | -                              | -                                | -         | -                              |
| H49323                       | Public utility cars and taxicabs operation                                 | -                              | -                                | -         | -                              |
| H49331                       | Truck-for-hire operation (with driver)                                     | S                              | S                                | S         | S                              |
| H49332                       | Freight truck operation  | -                              | -                                | -         | -                              |
| H50112                       | Interisland water passenger transport                                      | -                              | -                                | -         | -                              |
| H50121                       | Ocean freight transport  | }                              |                                  |           |                                |

TABLE 7a.2 Number of Establishments and Losses and Damages to Tangible Fixed Assets by Type for Transportation and Storage Establishments with Total Employment of 20 and Over by Region and Industry Sub-Class: Philippines, 2010 *(Continued)*

(Value in thousand pesos. Details may not add up to total due to rounding and/or statistical disclosure control)

| 2009<br>PSIC<br>Code            | Region/<br>Industry Description                         | Losses and Damages             |                                  |           |                                |
|---------------------------------|---|--------------------------------|----------------------------------|-----------|--------------------------------|
|                                 |   | ICT Machinery<br>and Equipment | Other Machinery<br>and Equipment | Valuables | Other Tangible<br>Fixed Assets |
|                                 |   | (6)                            | (7)                              | (8)       | (9)                            |
| H50122                          | Interisland water freight transport }                   | 24                             | -                                | -         | -                              |
| H50210                          | Inland passenger water transport                        | S                              | S                                | S         | S                              |
| H50220                          | Inland freight water transport                          | S                              | S                                | S         | S                              |
| H51103                          | Non-scheduled air passenger transport                   | S                              | S                                | S         | S                              |
| H51203                          | Non-scheduled air freight transport                     | S                              | S                                | S         | S                              |
| H52104                          | Cold storage  | S                              | S                                | S         | S                              |
| H52211                          | Freight terminal facilities for trucking companies      | S                              | S                                | S         | S                              |
| H52220                          | Service activities incidental to water transportation   | -                              | -                                | -         | -                              |
| H52243                          | Cargo handling, auxiliary activity to water transport   | S                              | S                                | S         | S                              |
| H52291                          | Freight forwarding services                             | -                              | -                                | -         | -                              |
| H52292                          | Customs brokerage (ship and aircraft) }                 | -                              | -                                | -         | -                              |
| H52293                          | Logistics services }                                    | -                              | -                                | -         | -                              |
| H53202                          | Messenger service                                       | S                              | S                                | S         | S                              |
| <b>VIII - Eastern Visayas</b>   |   | -                              | -                                | -         | -                              |
| H49201                          | Inter-urban bus line operation }                        |                                |                                  |           |                                |
| H49203                          | Local bus line operation }                              | -                              | -                                | -         | -                              |
| H49204                          | Chartered buses operation (e.g. tourist buses) }        |                                |                                  |           |                                |
| H50112                          | Interisland water passenger transport                   | S                              | S                                | S         | S                              |
| H50122                          | Interisland water freight transport                     | S                              | S                                | S         | S                              |
| H52109                          | Storage and warehousing, n.e.c.                         | S                              | S                                | S         | S                              |
| H52220                          | Service activities incidental to water transportation } | -                              | -                                | -         | -                              |
| H52243                          | Cargo handling, auxiliary activity to water transport } |                                |                                  |           |                                |
| <b>IX - Zamboanga Peninsula</b> |   | -                              | -                                | -         | -                              |
| H50112                          | Interisland water passenger transport                   | -                              | -                                | -         | -                              |
| H52220                          | Service activities incidental to water transportation } | -                              | -                                | -         | -                              |
| H52243                          | Cargo handling, auxiliary activity to water transport } |                                |                                  |           |                                |
| <b>X - Northern Mindanao</b>    |   | -                              | -                                | -         | -                              |
| H49201                          | Inter-urban bus line operation                          | -                              | -                                | -         | -                              |
| H49204                          | Chartered buses operation (e.g. tourist buses)          | S                              | S                                | S         | S                              |
| H49332                          | Freight truck operation                                 | -                              | -                                | -         | -                              |

TABLE 7a.2 Number of Establishments and Losses and Damages to Tangible Fixed Assets by Type for Transportation and Storage Establishments with Total Employment of 20 and Over by Region and Industry Sub-Class: Philippines, 2010 *(Concluded)*

(Value in thousand pesos. Details may not add up to total due to rounding and/or statistical disclosure control)

| 2009<br>PSIC<br>Code                        | Region/<br>Industry Description                                 | Losses and Damages             |                                  |           |                                |
|---|---|--------------------------------|----------------------------------|-----------|--------------------------------|
|   |   | ICT Machinery<br>and Equipment | Other Machinery<br>and Equipment | Valuables | Other Tangible<br>Fixed Assets |
|   |   | (6)                            | (7)                              | (8)       | (9)                            |
| H50112                                      | Interisland water passenger transport                           | S                              | S                                | S         | S                              |
| H52220                                      | Service activities incidental to water transportation           | -                              | -                                | -         | -                              |
| H52243                                      | Cargo handling, auxiliary activity to water transport           | -                              | -                                | -         | -                              |
| H52291                                      | Freight forwarding services                                     | S                              | S                                | S         | S                              |
| H52292                                      | Customs brokerage (ship and aircraft)                           | S                              | S                                | S         | S                              |
| <b>XI - Davao Region</b>                    |   | -                              | -                                | -         | -                              |
| H49202                                      | Urban and suburban bus line operation                           | }                              | }                                | }         | }                              |
| H49203                                      | Local bus line operation  |                                |                                  |           |                                |
| H49323                                      | Public utility cars and taxicabs operation                      | S                              | S                                | S         | S                              |
| H49332                                      | Freight truck operation   | -                              | -                                | -         | -                              |
| H50123                                      | Towing and pushing services on coastal and trans-oceanic waters | S                              | S                                | S         | S                              |
| H52103                                      | Customs bonded warehouses                                       | S                              | S                                | S         | S                              |
| H52220                                      | Service activities incidental to water transportation           | -                              | -                                | -         | -                              |
| H52291                                      | Freight forwarding services                                     | }                              | }                                | }         | }                              |
| H52292                                      | Customs brokerage (ship and aircraft)                           |                                |                                  |           |                                |
| <b>XII - SOCCSKSARGEN</b>                   |   | a/ -                           | a/ -                             | a/ -      | a/ -                           |
| H49201                                      | Inter-urban bus line operation                                  | S                              | S                                | S         | S                              |
| H49332                                      | Freight truck operation   | -                              | -                                | -         | -                              |
| H50122                                      | Interisland water freight transport                             | S                              | S                                | S         | S                              |
| H52104                                      | Cold storage  | S                              | S                                | S         | S                              |
| H52220                                      | Service activities incidental to water transportation           | b/ -                           | b/ -                             | b/ -      | b/ -                           |
| H52243                                      | Cargo handling, auxiliary activity to water transport           | S                              | S                                | S         | S                              |
| H52291                                      | Freight forwarding services                                     | S                              | S                                | S         | S                              |
| <b>XIII - Caraga</b>                        |   | -                              | -                                | -         | -                              |
| H49331                                      | Truck-for-hire operation (with driver)                          | S                              | S                                | S         | S                              |
| H49332                                      | Freight truck operation   | S                              | S                                | S         | S                              |
| H52220                                      | Service activities incidental to water transportation           | S                              | S                                | S         | S                              |
| <b>Autonomous Region in Muslim Mindanao</b> |   | c/                             | c/                               | c/        | c/                             |
| H52220                                      | Service activities incidental to water transportation           | d/                             | d/                               | d/        | d/                             |

a/ - Includes data of ARMM

b/ - Includes data H52220 of ARMM

c/ - Data combined with SOCCKSARGEN

d/ - Data combined with H52220 of SOCCKSARGEN

TABLE 8a Number of Establishments and Book Value by Type of Tangible Fixed Assets for Transportation and Storage Establishments with Total Employment of 20 and Over by Region and Industry Sub-Class: Philippines, 2010

(Value in thousand pesos. Details may not add up to total due to rounding and/or statistical disclosure control)

| 2009<br>PSIC<br>Code | Region/<br>Industry Description   | Number<br>of<br>Establishments | Book Value of Tangible Fixed Assets |                   |   |                        |
|----------------------|---|--------------------------------|-------------------------------------|-------------------|---|------------------------|
|                      |   |                                | Total                               | Land              | Buildings, Other<br>Structures and Land<br>Improvements | Transport<br>Equipment |
|                      |   | (1)                            | (2)                                 | (3)               | (4)   | (5)                    |
|                      | <b>Philippines</b>  | <b>796</b>                     | <b>170,754,592</b>                  | <b>10,020,905</b> | <b>21,085,473</b>                                       | <b>111,308,651</b>     |
| H49111               | Inter-urban passenger railway transport }                                 |                                |                                     |                   |   |                        |
| H49112               | Urban and suburban railway transport }                                    | 3                              | 27,987,970                          | 891,953           | 10,436,732  | 2,320,860              |
| H49201               | Inter-urban bus line operation  | 49                             | 5,788,547                           | 1,411,581         | 209,081   | 4,044,056              |
| H49202               | Urban and suburban bus line operation                                     | 20                             | 1,065,313                           | 174,050           | 111,636   | 766,747                |
| H49203               | Local bus line operation  | 31                             | 1,576,913                           | 52,164            | 78,447  | 1,375,673              |
| H49204               | Chartered buses operation (e.g. tourist buses)                            | 24                             | 943,502                             | 73,951            | 36,047  | 802,660                |
| H49205               | Operation of school buses/shuttle   | 5                              | 116,729                             | 23,000            | 88  | 93,336                 |
| H49310               | Urban or suburban passenger land transport,<br>except by railways and bus | s                              | s                                   | s                 | s   | s                      |
| H49323               | Public utility cars and taxicabs operation }                              | 13                             | 666,954                             | 136,393           | 55,531  | 415,704                |
| H49324               | Chartered cars operation (rent-a-car) }                                   |                                |                                     |                   |   |                        |
| H49331               | Truck-for-hire operation (with driver)                                    | 4                              | 64,605                              | 100               | 331   | 55,215                 |
| H49332               | Freight truck operation   | 130                            | 3,536,579                           | 658,086           | 305,402   | 1,723,337              |
| H49339               | Freight transport operation, by road, n.e.c.                              | s                              | s                                   | s                 | s   | s                      |
| H49400               | Transport via pipeline  | s                              | s                                   | s                 | s   | s                      |
| H50111               | Ocean passenger transport   | s                              | s                                   | s                 | s   | s                      |
| H50112               | Interisland water passenger transport                                     | 41                             | 13,976,355                          | 738,579           | 430,779   | 10,893,763             |
| H50113               | Renting of ship with operator   | s                              | s                                   | s                 | s   | s                      |
| H50121               | Ocean freight transport   | 13                             | 2,063,795                           | 22,600            | 65,505  | 1,869,201              |
| H50122               | Interisland water freight transport                                       | 41                             | 11,161,622                          | 1,133,189         | 213,553   | 8,487,345              |
| H50123               | Towing and pushing services on coastal and trans-<br>oceanic waters       | s                              | s                                   | s                 | s   | s                      |
| H50210               | Inland passenger water transport }  | 5                              | 65,810                              | 2,732             | 2,008   | 56,010                 |
| H50220               | Inland freight water transport }  |                                |                                     |                   |   |                        |
| H51101               | Domestic air passenger transport }  | 4                              | 76,108,094                          | -                 | 421,574   | 72,477,218             |
| H51102               | International air passenger transport }                                   |                                |                                     |                   |   |                        |
| H51103               | Non-scheduled air passenger transport                                     | 6                              | 901,756                             | -                 | 2,424   | 896,439                |
| H51203               | Non-scheduled air freight transport                                       | s                              | s                                   | s                 | s   | s                      |
| H52101               | General bonded warehouses except grain warehouse }                        |                                |                                     |                   |   |                        |
| H52103               | Customs bonded warehouses }   | 7                              | 607,725                             | 8,263             | 549,885   | 12,045                 |
| H52104               | Cold storage  | 20                             | 2,566,538                           | 548,253           | 753,708   | 264,748                |
| H52109               | Storage and warehousing, n.e.c.   | 9                              | 889,025                             | 195,422           | 467,661   | 25,037                 |
| H52211               | Freight terminal facilities for trucking companies                        | s                              | s                                   | s                 | s   | s                      |
| H52212               | Operation of parking lots   | 7                              | 63,053                              | 25,087            | 6,069   | 11,635                 |
| H52213               | Operation of toll roads and bridges                                       | 7                              | 288,787                             | -                 | 107,330   | 100,756                |
| H52219               | Other supporting land transport activities, n.e.c.                        | s                              | s                                   | s                 | s   | s                      |
| H52220               | Service activities incidental to water transportation                     | 78                             | 6,477,310                           | 1,243,293         | 2,166,994   | 1,306,397              |

TABLE 8a Number of Establishments and Book Value by Type of Tangible Fixed Assets for Transportation and Storage Establishments with Total Employment of 20 and Over by Region and Industry Sub-Class: Philippines, 2010 *(Continued)*

(Value in thousand pesos. Details may not add up to total due to rounding and/or statistical disclosure control)

| 2009<br>PSIC<br>Code           | Region/<br>Industry Description   | Number<br>of<br>Establishments | Book Value of Tangible Fixed Assets |                  |   |                        |
|--------------------------------|---|--------------------------------|-------------------------------------|------------------|---|------------------------|
|                                |   |                                | Total                               | Land             | Buildings, Other<br>Structures and Land<br>Improvements | Transport<br>Equipment |
|                                |   | (1)                            | (2)                                 | (3)              | (4)   | (5)                    |
| H52230                         | Service activities incidental to air transportation                     | 3                              | 242,302                             | -                | 151,998   | 23,407                 |
| H52241                         | Containerized cargo handling, auxiliary activity to land transport      | 4                              | 2,325,929                           | -                | 1,089,694   | 285,139                |
| H52242                         | Non- containerized cargo handling, auxiliary activity to land transport | s                              | s                                   | s                | s   | s                      |
| H52243                         | Cargo handling, auxiliary activity to water transport                   | }                              | 11                                  | 160              | 818,401   | 62,176                 |
| H52244                         | Cargo handling, auxiliary activity to air transport                     |                                |                                     |                  |   |                        |
| H52291                         | Freight forwarding services   | 121                            | 3,530,943                           | 1,632,855        | 1,003,156   | 526,323                |
| H52292                         | Customs brokerage (ship and aircraft)                                   | 46                             | 549,764                             | 29,981           | 64,032  | 375,400                |
| H52293                         | Logistics services  | 36                             | 2,498,294                           | 844,626          | 945,500   | 286,772                |
| H53202                         | Messenger service   | 45                             | 1,114,161                           | 99,027           | 482,162   | 253,042                |
| <b>National Capital Region</b> |   | <b>466</b>                     | <b>139,876,519</b>                  | <b>4,286,155</b> | <b>16,551,561</b>                                       | <b>95,834,399</b>      |
| H49111                         | Inter-urban passenger railway transport                                 | }                              | 3                                   | 891,953          | 10,436,732  | 2,320,860              |
| H49112                         | Urban and suburban railway transport                                    |                                |                                     |                  |   |                        |
| H49201                         | Inter-urban bus line operation  | 18                             | 2,237,370                           | 413,055          | 33,214  | 1,766,973              |
| H49202                         | Urban and suburban bus line operation                                   | 16                             | 829,439                             | 102,000          | 111,298   | 603,967                |
| H49203                         | Local bus line operation  | 4                              | 150,220                             | -                | -   | 150,220                |
| H49204                         | Chartered buses operation (e.g. tourist buses)                          | 18                             | 827,756                             | 69,697           | 32,542  | 695,644                |
| H49205                         | Operation of school buses/shuttle                                       | 3                              | 12,259                              | -                | 37  | 11,951                 |
| H49323                         | Public utility cars and taxicabs operation                              | }                              | 7                                   | 126,880          | 20,705  | 357,356                |
| H49324                         | Chartered cars operation (rent-a-car)                                   |                                |                                     |                  |   |                        |
| H49331                         | Truck-for-hire operation (with driver)                                  | s                              | s                                   | s                | s   | s                      |
| H49332                         | Freight truck operation   | 58                             | 785,754                             | 168,166          | 28,706  | 514,793                |
| H49339                         | Freight transport operation, by road, n.e.c.                            | s                              | s                                   | s                | s   | s                      |
| H49400                         | Transport via pipeline  | s                              | s                                   | s                | s   | s                      |
| H50111                         | Ocean passenger transport   | }                              | 9                                   | 401,946          | 216,601   | 6,451,666              |
| H50112                         | Interisland water passenger transport                                   |                                |                                     |                  |   |                        |
| H50113                         | Renting of ship with operator   | s                              | s                                   | s                | s   | s                      |
| H50121                         | Ocean freight transport   | 11                             | 1,562,519                           | 22,600           | 65,288  | 1,371,187              |
| H50122                         | Interisland water freight transport                                     | 23                             | 8,683,850                           | 1,070,993        | 197,950   | 6,144,978              |
| H50123                         | Towing and pushing services on coastal and trans-oceanic waters         | s                              | s                                   | s                | s   | s                      |
| H50210                         | Inland passenger water transport  | s                              | s                                   | s                | s   | s                      |
| H51101                         | Domestic air passenger transport  | }                              | 3                                   | 75,670,923       | 409,845   | 72,059,741             |
| H51102                         | International air passenger transport                                   |                                |                                     |                  |   |                        |
| H51103                         | Non-scheduled air passenger transport                                   | 5                              | 859,056                             | -                | 596   | 855,909                |

TABLE 8a Number of Establishments and Book Value by Type of Tangible Fixed Assets for Transportation and Storage Establishments with Total Employment of 20 and Over by Region and Industry Sub-Class: Philippines, 2010 *(Continued)*

(Value in thousand pesos. Details may not add up to total due to rounding and/or statistical disclosure control)

| 2009<br>PSIC<br>Code                    | Region/<br>Industry Description                                       | Number<br>of<br>Establishments | Book Value of Tangible Fixed Assets |               |   |                        |
|---|---|--------------------------------|-------------------------------------|---------------|---|------------------------|
|   |   |                                | Total                               | Land          | Buildings, Other<br>Structures and Land<br>Improvements | Transport<br>Equipment |
|   |   | (1)                            | (2)                                 | (3)           | (4)   | (5)                    |
| H52103                                  | Customs bonded warehouses   | 5                              | 284,566                             | -             | 246,719   | 2,946                  |
| H52104                                  | Cold storage  | 12                             | 1,790,477                           | 412,103       | 411,677   | 250,333                |
| H52109                                  | Storage and warehousing, n.e.c.                                       | 4                              | 823,269                             | 195,422       | 434,597   | 6,467                  |
| H52211                                  | Freight terminal facilities for trucking companies                    | s                              | s                                   | s             | s   | s                      |
| H52212                                  | Operation of parking lots   | 7                              | 63,053                              | 25,087        | 6,069   | 11,635                 |
| H52213                                  | Operation of toll roads and bridges                                   | 7                              | 288,787                             | -             | 107,330   | 100,756                |
| H52219                                  | Other supporting land transport activities, n.e.c.                    | s                              | s                                   | s             | s   | s                      |
| H52220                                  | Service activities incidental to water transportation                 | 17                             | 2,949,449                           | 33,306        | 1,496,311   | 677,579                |
| H52230                                  | Service activities incidental to air transportation                   | s                              | s                                   | s             | s   | s                      |
| H52241                                  | Containerized cargo handling, auxiliary activity to<br>land transport | 3                              | 2,211,189                           | -             | 1,009,540   | 274,959                |
| H52244                                  | Cargo handling, auxiliary activity to air transport                   |                                |                                     |               |   |                        |
| H52291                                  | Freight forwarding services   | 108                            | 1,282,603                           | 182,077       | 425,523   | 351,664                |
| H52292                                  | Customs brokerage (ship and aircraft)                                 | 41                             | 458,332                             | 14,241        | 60,994  | 307,317                |
| H52293                                  | Logistics services  | 30                             | 702,265                             | 52,675        | 287,490   | 174,824                |
| H53202                                  | Messenger service   | 44                             | 1,090,012                           | 99,027        | 465,983   | 247,803                |
| <b>Cordillera Administrative Region</b> |   | <b>3</b>                       | <b>39,904</b>                       | <b>502</b>    | <b>975</b>  | <b>36,930</b>          |
| H49201                                  | Inter-urban bus line operation  | 3                              | 39,904                              | 502           | 975   | 36,930                 |
| H49203                                  | Local bus line operation  |                                |                                     |               |   |                        |
| <b>I-Ilocos Region</b>                  |   | <b>6</b>                       | <b>101,825</b>                      | <b>35,981</b> | <b>13,526</b>   | <b>51,778</b>          |
| H49201                                  | Inter-urban bus line operation  | s                              | s                                   | s             | s   | s                      |
| H49204                                  | Chartered buses operation (e.g. tourist buses)                        | s                              | s                                   | s             | s   | s                      |
| H49332                                  | Freight truck operation   | s                              | s                                   | s             | s   | s                      |
| H52104                                  | Cold storage  | s                              | s                                   | s             | s   | s                      |
| <b>II - Cagayan Valley</b>              |   | <b>3</b>                       | <b>59,838</b>                       | <b>1,732</b>  | <b>2,923</b>  | <b>52,781</b>          |
| H49201                                  | Inter-urban bus line operation  | s                              | s                                   | s             | s   | s                      |
| H50122                                  | Interisland water freight transport                                   | s                              | s                                   | s             | s   | s                      |

TABLE 8a Number of Establishments and Book Value by Type of Tangible Fixed Assets for Transportation and Storage Establishments with Total Employment of 20 and Over by Region and Industry Sub-Class: Philippines, 2010 *(Continued)*

(Value in thousand pesos. Details may not add up to total due to rounding and/or statistical disclosure control)

| 2009<br>PSIC<br>Code | Region/<br>Industry Description  | Number<br>of<br>Establishments | Book Value of Tangible Fixed Assets |           |   |                        |
|----------------------|--|--------------------------------|-------------------------------------|-----------|---|------------------------|
|                      |  |                                | Total                               | Land      | Buildings, Other<br>Structures and Land<br>Improvements | Transport<br>Equipment |
|                      |  | (1)                            | (2)                                 | (3)       | (4)   | (5)                    |
| III - Central Luzon  |  | 26                             | 4,051,894                           | 350,724   | 1,434,648   | 1,371,145              |
| H49201               | Inter-urban bus line operation   | 5                              | 850,985                             | 322,511   | 18,008  | 497,939                |
| H49203               | Local bus line operation   | }                              | 68,567                              | 258       | 3,224   | 64,880                 |
| H49204               | Chartered buses operation (e.g. tourist buses)                         |                                |                                     |           |   |                        |
| H49332               | Freight truck operation  | 7                              | 230,385                             | 7,955     | 35,633  | 172,277                |
| H51101               | Domestic air passenger transport                                       | s                              | s                                   | s         | s   | s                      |
| H52101               | General bonded warehouses except grain warehouse                       | s                              | s                                   | s         | s   | s                      |
| H52109               | Storage and warehousing, n.e.c.  | s                              | s                                   | s         | s   | s                      |
| H52230               | Service activities incidental to air transportation                    | }                              | 5                                   | 1,950,567 | -   | 1,047,187              |
| H52241               | Containerized cargo handling, auxiliary activity to land transport     |                                |                                     |           |   |                        |
| H52244               | Cargo handling, auxiliary activity to air transport                    | }                              |                                     |           |   | 59,067                 |
| H52291               | Freight forwarding services  | }                              |                                     |           |   |                        |
| H52292               | Customs brokerage (ship and aircraft)                                  | }                              | 3                                   | 178,756   | 20,000  | 153,111                |
| H52293               | Logistics services   | }                              |                                     |           |   |                        |
| IVA - CALABARZON     |  | 60                             | 5,632,937                           | 1,414,656 | 373,511   | 3,487,224              |
| H49201               | Inter-urban bus line operation   | 10                             | 658,085                             | 66,478    | 27,050  | 548,993                |
| H49202               | Urban and suburban bus line operation                                  | 3                              | 168,983                             | 70,000    | -   | 98,564                 |
| H49203               | Local bus line operation   | 4                              | 46,887                              | 2,000     | 1,133   | 43,659                 |
| H49204               | Chartered buses operation (e.g. tourist buses)                         | }                              | 3                                   | 115,344   | 23,000  | 51                     |
| H49205               | Operation of school buses/shuttle                                      |                                |                                     |           |   |                        |
| H49310               | Urban or suburban passenger land transport, except by railways and bus | s                              | s                                   | s         | s   | s                      |
| H49332               | Freight truck operation  | 21                             | 303,117                             | 37,772    | 24,661  | 232,062                |
| H50112               | Interisland water passenger transport                                  | }                              | 3                                   | 2,498,547 | 41,984  | 17,828                 |
| H50122               | Interisland water freight transport                                    |                                |                                     |           |   |                        |
| H52104               | Cold storage   | }                              | 7                                   | 513,788   | 125,006   | 181,064                |
| H52109               | Storage and warehousing, n.e.c.  | }                              |                                     |           |   | 21,525                 |
| H52220               | Service activities incidental to water transportation                  | 3                              | 1,081,464                           | 1,001,951 | 24,227  | 1,503                  |
| H52243               | Cargo handling, auxiliary activity to water transport                  | s                              | s                                   | s         | s   | s                      |
| H52291               | Freight forwarding services  | }                              |                                     |           |   |                        |
| H52293               | Logistics services   | }                              | 4                                   | 229,846   | 46,465  | 93,084                 |
|                      |  |                                |                                     |           |   | 9,258                  |

TABLE 8a Number of Establishments and Book Value by Type of Tangible Fixed Assets for Transportation and Storage Establishments with Total Employment of 20 and Over by Region and Industry Sub-Class: Philippines, 2010 *(Continued)*

(Value in thousand pesos. Details may not add up to total due to rounding and/or statistical disclosure control)

| 2009<br>PSIC<br>Code  | Region/<br>Industry Description   | Number<br>of<br>Establishments | Book Value of Tangible Fixed Assets |           |   |                        |         |
|-----------------------|---|--------------------------------|-------------------------------------|-----------|---|------------------------|---------|
|                       |   |                                | Total                               | Land      | Buildings, Other<br>Structures and Land<br>Improvements | Transport<br>Equipment |         |
|                       |   | (1)                            | (2)                                 | (3)       | (4)   | (5)                    |         |
| IVB - MIMAROPA        |   | 10                             | 87,997                              | 5,675     | 3,463   | 71,581                 |         |
| H49203                | Local bus line operation  | S                              | S                                   | S         | S   | S                      |         |
| H50122                | Interisland water freight transport                                     | S                              | S                                   | S         | S   | S                      |         |
| H52220                | Service activities incidental to water transportation                   | 7                              | 17,084                              | 5,675     | 3,463   | 3,983                  |         |
| H52242                | Non- containerized cargo handling, auxiliary activity to land transport | S                              | S                                   | S         | S   | S                      |         |
| V - Bicol Region      |   | 18                             | 346,421                             | 93,720    | 18,693  | 213,064                |         |
| H49201                | Inter-urban bus line operation  | }                              |                                     |           |   |                        |         |
| H49203                | Local bus line operation  | }                              | 5                                   | 86,858    | -   | 3,000                  | 82,632  |
| H49332                | Freight truck operation   | S                              | S                                   | S         | S   | S                      |         |
| H50112                | Interisland water passenger transport                                   | S                              | S                                   | S         | S   | S                      |         |
| H50122                | Interisland water freight transport                                     | S                              | S                                   | S         | S   | S                      |         |
| H50210                | Inland passenger water transport  | S                              | S                                   | S         | S   | S                      |         |
| H52220                | Service activities incidental to water transportation                   | 8                              | 64,662                              | 25,372    | 3,864   | 22,382                 |         |
| H52291                | Freight forwarding services   | S                              | S                                   | S         | S   | S                      |         |
| VI - Western Visayas  |   | 28                             | 1,178,839                           | 414,568   | 79,984  | 642,733                |         |
| H49201                | Inter-urban bus line operation  | }                              |                                     |           |   |                        |         |
| H49203                | Local bus line operation  | }                              | 7                                   | 986,802   | 392,846   | 75,617                 | 487,832 |
| H49204                | Chartered buses operation (e.g. tourist buses)                          | }                              |                                     |           |   |                        |         |
| H49332                | Freight truck operation   | 8                              | 50,044                              | 7,770     | -   | 41,179                 |         |
| H50112                | Interisland water passenger transport                                   | }                              |                                     |           |   |                        |         |
| H50122                | Interisland water freight transport                                     | }                              | 5                                   | 81,970    | 2,500   | -                      | 72,377  |
| H50210                | Inland passenger water transport  | S                              | S                                   | S         | S   | S                      |         |
| H52109                | Storage and warehousing, n.e.c.   | S                              | S                                   | S         | S   | S                      |         |
| H52220                | Service activities incidental to water transportation                   | 3                              | 31,437                              | 1,597     | 330   | 27,697                 |         |
| H52291                | Freight forwarding services   | }                              | 3                                   | 17,014    | 7,124   | 2,874                  | 6,956   |
| H52292                | Customs brokerage (ship and aircraft)                                   | }                              |                                     |           |   |                        |         |
| VII - Central Visayas |   | 76                             | 13,780,595                          | 2,886,639 | 1,648,396   | 6,301,315              |         |
| H49203                | Local bus line operation  | 3                              | 30,130                              | 4,500     | 10,605  | 13,475                 |         |

TABLE 8a Number of Establishments and Book Value by Type of Tangible Fixed Assets for Transportation and Storage Establishments with Total Employment of 20 and Over by Region and Industry Sub-Class: Philippines, 2010 *(Continued)*

(Value in thousand pesos. Details may not add up to total due to rounding and/or statistical disclosure control)

| 2009<br>PSIC<br>Code            | Region/<br>Industry Description                       | Number<br>of<br>Establishments | Book Value of Tangible Fixed Assets |               |   |                        |
|---------------------------------|---|--------------------------------|-------------------------------------|---------------|---|------------------------|
|                                 |   |                                | Total                               | Land          | Buildings, Other<br>Structures and Land<br>Improvements | Transport<br>Equipment |
|                                 |   | (1)                            | (2)                                 | (3)           | (4)   | (5)                    |
| H49323                          | Public utility cars and taxicabs operation            | 5                              | 107,117                             | 9,514         | 34,152  | 41,537                 |
| H49331                          | Truck-for-hire operation (with driver)                | s                              | s                                   | s             | s   | s                      |
| H49332                          | Freight truck operation                               | 11                             | 1,327,512                           | 300,832       | 173,690   | 191,887                |
| H50112                          | Interisland water passenger transport                 | 22                             | 6,937,653                           | 365,236       | 186,414   | 4,901,712              |
| H50121                          | Ocean freight transport                               | }                              | 10                                  | 840,250       | 3,414   | 1,964                  |
| H50122                          | Interisland water freight transport                   |                                |                                     |               |   |                        |
| H50210                          | Inland passenger water transport                      | s                              | s                                   | s             | s   | s                      |
| H50220                          | Inland freight water transport                        | s                              | s                                   | s             | s   | s                      |
| H51103                          | Non-scheduled air passenger transport                 | s                              | s                                   | s             | s   | s                      |
| H51203                          | Non-scheduled air freight transport                   | s                              | s                                   | s             | s   | s                      |
| H52104                          | Cold storage  | s                              | s                                   | s             | s   | s                      |
| H52211                          | Freight terminal facilities for trucking companies    | s                              | s                                   | s             | s   | s                      |
| H52220                          | Service activities incidental to water transportation | 8                              | 702,013                             | 26,431        | 40,699  | 121,142                |
| H52243                          | Cargo handling, auxiliary activity to water transport | s                              | s                                   | s             | s   | s                      |
| H52291                          | Freight forwarding services                           | 4                              | 2,159,380                           | 1,430,778     | 574,926   | 134,349                |
| H52292                          | Customs brokerage (ship and aircraft)                 | }                              | 3                                   | 1,475,983     | 745,487   | 566,177                |
| H52293                          | Logistics services                                    |                                |                                     |               |   |                        |
| H53202                          | Messenger service                                     | s                              | s                                   | s             | s   | s                      |
| <b>VIII - Eastern Visayas</b>   |   | <b>14</b>                      | <b>111,693</b>                      | <b>10,925</b> | <b>10,082</b>   | <b>74,152</b>          |
| H49201                          | Inter-urban bus line operation                        | }                              | 4                                   | 54,416        | 7,500   | 1,830                  |
| H49203                          | Local bus line operation                              |                                |                                     |               |   |                        |
| H49204                          | Chartered buses operation (e.g. tourist buses)        |                                |                                     |               |   |                        |
| H50112                          | Interisland water passenger transport                 | s                              | s                                   | s             | s   | s                      |
| H50122                          | Interisland water freight transport                   | s                              | s                                   | s             | s   | s                      |
| H52109                          | Storage and warehousing, n.e.c.                       | s                              | s                                   | s             | s   | s                      |
| H52220                          | Service activities incidental to water transportation | }                              | 7                                   | 21,955        | 3,425   | 1,118                  |
| H52243                          | Cargo handling, auxiliary activity to water transport |                                |                                     |               |   |                        |
| <b>IX - Zamboanga Peninsula</b> |   | <b>9</b>                       | <b>276,719</b>                      | <b>400</b>    | <b>58,219</b>   | <b>144,430</b>         |
| H50112                          | Interisland water passenger transport                 | 5                              | 255,291                             | -             | 57,230  | 140,590                |
| H52220                          | Service activities incidental to water transportation | }                              | 4                                   | 21,427        | 400   | 990                    |
| H52243                          | Cargo handling, auxiliary activity to water transport |                                |                                     |               |   |                        |

TABLE 8a Number of Establishments and Book Value by Type of Tangible Fixed Assets for Transportation and Storage Establishments with Total Employment of 20 and Over by Region and Industry Sub-Class: Philippines, 2010 *(Continued)*

(Value in thousand pesos. Details may not add up to total due to rounding and/or statistical disclosure control)

| 2009<br>PSIC<br>Code  | Region/<br>Industry Description                                 | Number<br>of<br>Establishments | Book Value of Tangible Fixed Assets |            |   |                        |
|-----------------------|---|--------------------------------|-------------------------------------|------------|---|------------------------|
|                       |   |                                | Total                               | Land       | Buildings, Other<br>Structures and Land<br>Improvements | Transport<br>Equipment |
|                       |   | (1)                            | (2)                                 | (3)        | (4)   | (5)                    |
| X - Northern Mindanao |   | 27                             | 1,062,180                           | 116,424    | 49,984  | 758,593                |
| H49201                | Inter-urban bus line operation                                  | 3                              | 531,590                             | 88,639     | 34,224  | 380,520                |
| H49204                | Chartered buses operation (e.g. tourist buses)                  | s                              | s                                   | s          | s   | s                      |
| H49332                | Freight truck operation   | 8                              | 272,634                             | 26,999     | 8,030   | 216,854                |
| H50112                | Interisland water passenger transport                           | s                              | s                                   | s          | s   | s                      |
| H52220                | Service activities incidental to water transportation           | 8                              | 13,441                              | 740        | 110   | 10,668                 |
| H52243                | Cargo handling, auxiliary activity to water transport           | 3                              | 87,629                              | -          | 2,672   | 6,167                  |
| H52291                | Freight forwarding services                                     | s                              | s                                   | s          | s   | s                      |
| H52292                | Customs brokerage (ship and aircraft)                           | s                              | s                                   | s          | s   | s                      |
| XI - Davao Region     |   | 30                             | 3,270,433                           | 252,718    | 664,792   | 1,803,897              |
| H49202                | Urban and suburban bus line operation                           | }                              | 7                                   | 1,260,029  | 43,833  | 62,986                 |
| H49203                | Local bus line operation  |                                |                                     |            |   |                        |
| H49323                | Public utility cars and taxicabs operation                      | s                              | s                                   | s          | s   | s                      |
| H49332                | Freight truck operation   | 9                              | 388,342                             | 49,910     | 20,667  | 254,452                |
| H50123                | Towing and pushing services on coastal and trans-oceanic waters | s                              | s                                   | s          | s   | s                      |
| H52103                | Customs bonded warehouses                                       | s                              | s                                   | s          | s   | s                      |
| H52220                | Service activities incidental to water transportation           | 8                              | 1,529,213                           | 142,097    | 580,034   | 411,700                |
| H52291                | Freight forwarding services                                     | }                              | 3                                   | 59,511     | 62  | 29,092                 |
| H52292                | Customs brokerage (ship and aircraft)                           |                                |                                     |            |   |                        |
| XII - SOCCSKSARGEN    |   | a/ 15                          | a/ 824,020                          | a/ 147,686 | a/ 174,547  | a/ 426,856             |
| H49201                | Inter-urban bus line operation                                  | s                              | s                                   | s          | s   | s                      |
| H49332                | Freight truck operation   | 5                              | 117,034                             | 27,333     | 8,128   | 78,856                 |
| H50122                | Interisland water freight transport                             | s                              | s                                   | s          | s   | s                      |
| H52104                | Cold storage  | s                              | s                                   | s          | s   | s                      |
| H52220                | Service activities incidental to water transportation           | b/ 4                           | b/ 30,974                           | b/ -       | b/ 15,793   | b/ 9,490               |
| H52243                | Cargo handling, auxiliary activity to water transport           | s                              | s                                   | s          | s   | s                      |
| H52291                | Freight forwarding services                                     | s                              | s                                   | s          | s   | s                      |

TABLE 8a Number of Establishments and Book Value by Type of Tangible Fixed Assets for Transportation and Storage Establishments with Total Employment of 20 and Over by Region and Industry Sub-Class: Philippines, 2010 *(Continued)*

(Value in thousand pesos. Details may not add up to total due to rounding and/or statistical disclosure control)

| 2009<br>PSIC<br>Code | Region/<br>Industry Description                       | Number<br>of<br>Establishments | Book Value of Tangible Fixed Assets |              |   |                        |
|----------------------|---|--------------------------------|-------------------------------------|--------------|---|------------------------|
|                      |   |                                | Total                               | Land         | Buildings, Other<br>Structures and Land<br>Improvements | Transport<br>Equipment |
|                      |   | (1)                            | (2)                                 | (3)          | (4)   | (5)                    |
|                      | <b>XIII - Caraga</b>                                  | <b>5</b>                       | <b>52,779</b>                       | <b>2,400</b> | <b>167</b>  | <b>37,774</b>          |
| H49331               | Truck-for-hire operation (with driver)                | s                              | s                                   | s            | s   | s                      |
| H49332               | Freight truck operation                               | s                              | s                                   | s            | s   | s                      |
| H52220               | Service activities incidental to water transportation | s                              | s                                   | s            | s   | s                      |
|                      | <b>Autonomous Region in Muslim Mindanao</b>           | <b>c/</b>                      | <b>c/</b>                           | <b>c/</b>    | <b>c/</b>   | <b>c/</b>              |
| H52220               | Service activities incidental to water transportation | d/                             | d/                                  | d/           | d/  | d/                     |

TABLE 8a Number of Establishments and Book Value by Type of Tangible Fixed Assets for Transportation and Storage Establishments with Total Employment of 20 and Over by Region and Industry Sub-Class: Philippines, 2010 *(Continued)*

(Value in thousand pesos. Details may not add up to total due to rounding and/or statistical disclosure control)

| 2009<br>PSIC<br>Code | Region/<br>Industry Description   | Book Value of Tangible Fixed Assets |                                  |           |                                |
|----------------------|---|-------------------------------------|----------------------------------|-----------|--------------------------------|
|                      |   | ICT Machinery<br>and Equipment      | Other Machinery<br>and Equipment | Valuables | Other Tangible<br>Fixed Assets |
|                      |   | (6)                                 | (7)                              | (8)       | (9)                            |
|                      | <b>Philippines</b>  | <b>3,069,363</b>                    | <b>25,270,162</b>                | <b>39</b> | <b>-</b>                       |
| H49111               | Inter-urban passenger railway transport }                                 |                                     |                                  |           |                                |
| H49112               | Urban and suburban railway transport }                                    | 19,694                              | 14,318,732                       | -         | -                              |
| H49201               | Inter-urban bus line operation  | 34,121                              | 89,707                           | -         | -                              |
| H49202               | Urban and suburban bus line operation                                     | 2,748                               | 10,132                           | -         | -                              |
| H49203               | Local bus line operation  | 22,874                              | 47,755                           | -         | -                              |
| H49204               | Chartered buses operation (e.g. tourist buses)                            | 11,135                              | 19,709                           | -         | -                              |
| H49205               | Operation of school buses/shuttle   | 204                                 | 102                              | -         | -                              |
| H49310               | Urban or suburban passenger land transport,<br>except by railways and bus | s                                   | s                                | s         | s                              |
| H49323               | Public utility cars and taxicabs operation }                              | 32,806                              | 26,518                           | -         | -                              |
| H49324               | Chartered cars operation (rent-a-car) }                                   |                                     |                                  |           |                                |
| H49331               | Truck-for-hire operation (with driver)                                    | -                                   | 8,958                            | -         | -                              |
| H49332               | Freight truck operation   | 83,005                              | 766,748                          | -         | -                              |
| H49339               | Freight transport operation, by road, n.e.c.                              | s                                   | s                                | s         | s                              |
| H49400               | Transport via pipeline  | s                                   | s                                | s         | s                              |
| H50111               | Ocean passenger transport   | s                                   | s                                | s         | s                              |
| H50112               | Interisland water passenger transport                                     | 985,679                             | 927,555                          | -         | -                              |
| H50113               | Renting of ship with operator   | s                                   | s                                | s         | s                              |
| H50121               | Ocean freight transport   | 57,638                              | 48,851                           | -         | -                              |
| H50122               | Interisland water freight transport                                       | 101,801                             | 1,225,734                        | -         | -                              |
| H50123               | Towing and pushing services on coastal and trans-<br>oceanic waters       | s                                   | s                                | s         | s                              |
| H50210               | Inland passenger water transport }  | 1,227                               | 3,835                            | -         | -                              |
| H50220               | Inland freight water transport }  |                                     |                                  |           |                                |
| H51101               | Domestic air passenger transport }  | 265,266                             | 2,944,035                        | -         | -                              |
| H51102               | International air passenger transport }                                   |                                     |                                  |           |                                |
| H51103               | Non-scheduled air passenger transport                                     | 1,006                               | 1,887                            | -         | -                              |
| H51203               | Non-scheduled air freight transport                                       | s                                   | s                                | s         | s                              |
| H52101               | General bonded warehouses except grain warehouse }                        |                                     |                                  |           |                                |
| H52103               | Customs bonded warehouses }   | 2,424                               | 35,107                           | -         | -                              |
| H52104               | Cold storage  | 267,507                             | 732,322                          | -         | -                              |
| H52109               | Storage and warehousing, n.e.c.   | 1,909                               | 198,996                          | -         | -                              |
| H52211               | Freight terminal facilities for trucking companies                        | s                                   | s                                | s         | s                              |
| H52212               | Operation of parking lots   | 3,637                               | 16,626                           | -         | -                              |
| H52213               | Operation of toll roads and bridges                                       | 35,967                              | 44,695                           | 39        | -                              |
| H52219               | Other supporting land transport activities, n.e.c.                        | s                                   | s                                | s         | s                              |
| H52220               | Service activities incidental to water transportation                     | 276,486                             | 1,484,141                        | -         | -                              |
| H52230               | Service activities incidental to air transportation                       | 32,939                              | 33,957                           | -         | -                              |

TABLE 8a Number of Establishments and Book Value by Type of Tangible Fixed Assets for Transportation and Storage Establishments with Total Employment of 20 and Over by Region and Industry Sub-Class: Philippines, 2010 *(Continued)*

(Value in thousand pesos. Details may not add up to total due to rounding and/or statistical disclosure control)

| 2009<br>PSIC<br>Code           | Region/<br>Industry Description   | Book Value of Tangible Fixed Assets |                                  |           |                                |
|--------------------------------|---|-------------------------------------|----------------------------------|-----------|--------------------------------|
|                                |   | ICT Machinery<br>and Equipment      | Other Machinery<br>and Equipment | Valuables | Other Tangible<br>Fixed Assets |
|                                |   | (6)                                 | (7)                              | (8)       | (9)                            |
| H52241                         | Containerized cargo handling, auxiliary activity to land transport      | 115,201                             | 835,895                          | -         | -                              |
| H52242                         | Non- containerized cargo handling, auxiliary activity to land transport | s                                   | s                                | s         | s                              |
| H52243                         | Cargo handling, auxiliary activity to water transport }                 | 73,459                              | 762,355                          | -         | -                              |
| H52244                         | Cargo handling, auxiliary activity to air transport }                   |                                     |                                  |           |                                |
| H52291                         | Freight forwarding services   | 209,514                             | 159,096                          | -         | -                              |
| H52292                         | Customs brokerage (ship and aircraft)                                   | 49,778                              | 30,573                           | -         | -                              |
| H52293                         | Logistics services  | 147,340                             | 274,055                          | -         | -                              |
| H53202                         | Messenger service   | 192,424                             | 87,506                           | -         | -                              |
| <b>National Capital Region</b> |   | <b>1,761,866</b>                    | <b>21,442,500</b>                | <b>39</b> | <b>-</b>                       |
| H49111                         | Inter-urban passenger railway transport }                               |                                     |                                  |           |                                |
| H49112                         | Urban and suburban railway transport }                                  | 19,694                              | 14,318,732                       | -         | -                              |
| H49201                         | Inter-urban bus line operation  | 14,374                              | 9,754                            | -         | -                              |
| H49202                         | Urban and suburban bus line operation                                   | 2,673                               | 9,501                            | -         | -                              |
| H49203                         | Local bus line operation  | -                                   | -                                | -         | -                              |
| H49204                         | Chartered buses operation (e.g. tourist buses)                          | 10,589                              | 19,284                           | -         | -                              |
| H49205                         | Operation of school buses/shuttle                                       | 169                                 | 102                              | -         | -                              |
| H49323                         | Public utility cars and taxicabs operation }                            | 18,845                              | 15,913                           | -         | -                              |
| H49324                         | Chartered cars operation (rent-a-car) }                                 |                                     |                                  |           |                                |
| H49331                         | Truck-for-hire operation (with driver)                                  | s                                   | s                                | s         | s                              |
| H49332                         | Freight truck operation   | 29,062                              | 45,026                           | -         | -                              |
| H49339                         | Freight transport operation, by road, n.e.c.                            | s                                   | s                                | s         | s                              |
| H49400                         | Transport via pipeline  | s                                   | s                                | s         | s                              |
| H50111                         | Ocean passenger transport }   |                                     |                                  |           |                                |
| H50112                         | Interisland water passenger transport }                                 | 160,173                             | 230,269                          | -         | -                              |
| H50113                         | Renting of ship with operator   | s                                   | s                                | s         | s                              |
| H50121                         | Ocean freight transport   | 57,578                              | 45,867                           | -         | -                              |
| H50122                         | Interisland water freight transport                                     | 91,114                              | 1,178,815                        | -         | -                              |
| H50123                         | Towing and pushing services on coastal and trans-oceanic waters         | s                                   | s                                | s         | s                              |
| H50210                         | Inland passenger water transport  | s                                   | s                                | s         | s                              |
| H51101                         | Domestic air passenger transport }                                      | 265,096                             | 2,936,240                        | -         | -                              |
| H51102                         | International air passenger transport }                                 |                                     |                                  |           |                                |
| H51103                         | Non-scheduled air passenger transport                                   | 766                                 | 1,785                            | -         | -                              |
| H52103                         | Customs bonded warehouses   | 588                                 | 34,314                           | -         | -                              |
| H52104                         | Cold storage  | 149,258                             | 567,106                          | -         | -                              |

TABLE 8a Number of Establishments and Book Value by Type of Tangible Fixed Assets for Transportation and Storage Establishments with Total Employment of 20 and Over by Region and Industry Sub-Class: Philippines, 2010 *(Continued)*

(Value in thousand pesos. Details may not add up to total due to rounding and/or statistical disclosure control)

| 2009<br>PSIC<br>Code                    | Region/<br>Industry Description                                       | Book Value of Tangible Fixed Assets |                                  |           |                                |
|---|---|-------------------------------------|----------------------------------|-----------|--------------------------------|
|   |   | ICT Machinery<br>and Equipment      | Other Machinery<br>and Equipment | Valuables | Other Tangible<br>Fixed Assets |
|   |   | (6)                                 | (7)                              | (8)       | (9)                            |
| H52109                                  | Storage and warehousing, n.e.c.                                       | 317                                 | 186,466                          | -         | -                              |
| H52211                                  | Freight terminal facilities for trucking companies                    | s                                   | s                                | s         | s                              |
| H52212                                  | Operation of parking lots   | 3,637                               | 16,626                           | -         | -                              |
| H52213                                  | Operation of toll roads and bridges                                   | 35,967                              | 44,695                           | 39        | -                              |
| H52219                                  | Other supporting land transport activities, n.e.c.                    | s                                   | s                                | s         | s                              |
| H52220                                  | Service activities incidental to water transportation                 | 223,081                             | 519,172                          | -         | -                              |
| H52230                                  | Service activities incidental to air transportation                   | s                                   | s                                | s         | s                              |
| H52241                                  | Containerized cargo handling, auxiliary activity to<br>land transport | 115,622                             | 811,067                          | -         | -                              |
| H52244                                  | Cargo handling, auxiliary activity to air transport                   |                                     |                                  |           |                                |
| H52291                                  | Freight forwarding services   | 196,938                             | 126,400                          | -         | -                              |
| H52292                                  | Customs brokerage (ship and aircraft)                                 | 47,370                              | 28,410                           | -         | -                              |
| H52293                                  | Logistics services  | 103,439                             | 83,837                           | -         | -                              |
| H53202                                  | Messenger service   | 192,424                             | 84,775                           | -         | -                              |
| <b>Cordillera Administrative Region</b> |   | <b>204</b>                          | <b>1,293</b>                     | -         | -                              |
| H49201                                  | Inter-urban bus line operation  | 204                                 | 1,293                            | -         | -                              |
| H49203                                  | Local bus line operation  |                                     |                                  |           |                                |
| <b>I-Ilocos Region</b>                  |   | <b>210</b>                          | <b>330</b>                       | -         | -                              |
| H49201                                  | Inter-urban bus line operation  | s                                   | s                                | s         | s                              |
| H49204                                  | Chartered buses operation (e.g. tourist buses)                        | s                                   | s                                | s         | s                              |
| H49332                                  | Freight truck operation   | s                                   | s                                | s         | s                              |
| H52104                                  | Cold storage  | s                                   | s                                | s         | s                              |
| <b>II - Cagayan Valley</b>              |   | <b>91</b>                           | <b>2,311</b>                     | -         | -                              |
| H49201                                  | Inter-urban bus line operation  | s                                   | s                                | s         | s                              |
| H50122                                  | Interisland water freight transport                                   | s                                   | s                                | s         | s                              |
| <b>III - Central Luzon</b>              |   | <b>81,891</b>                       | <b>813,486</b>                   | -         | -                              |
| H49201                                  | Inter-urban bus line operation  | 5,053                               | 7,474                            | -         | -                              |

TABLE 8a Number of Establishments and Book Value by Type of Tangible Fixed Assets for Transportation and Storage Establishments with Total Employment of 20 and Over by Region and Industry Sub-Class: Philippines, 2010 *(Continued)*

(Value in thousand pesos. Details may not add up to total due to rounding and/or statistical disclosure control)

| 2009<br>PSIC<br>Code    | Region/<br>Industry Description   | Book Value of Tangible Fixed Assets |                                  |           |                                |
|-------------------------|---|-------------------------------------|----------------------------------|-----------|--------------------------------|
|                         |   | ICT Machinery<br>and Equipment      | Other Machinery<br>and Equipment | Valuables | Other Tangible<br>Fixed Assets |
|                         |   | (6)                                 | (7)                              | (8)       | (9)                            |
| H49203                  | Local bus line operation }  | -                                   | 204                              | -         | -                              |
| H49204                  | Chartered buses operation (e.g. tourist buses) }                          |                                     |                                  |           |                                |
| H49332                  | Freight truck operation   | 2,581                               | 11,939                           | -         | -                              |
| H51101                  | Domestic air passenger transport  | s                                   | s                                | s         | s                              |
| H52101                  | General bonded warehouses except grain warehouse                          | s                                   | s                                | s         | s                              |
| H52109                  | Storage and warehousing, n.e.c.   | s                                   | s                                | s         | s                              |
| H52230                  | Service activities incidental to air transportation }                     |                                     |                                  |           |                                |
| H52241                  | Containerized cargo handling, auxiliary activity<br>to land transport }   | 71,890                              | 772,423                          | -         | -                              |
| H52244                  | Cargo handling, auxiliary activity to air transport }                     |                                     |                                  |           |                                |
| H52291                  | Freight forwarding services }   |                                     |                                  |           |                                |
| H52292                  | Customs brokerage (ship and aircraft) }                                   | 46                                  | 4,042                            | -         | -                              |
| H52293                  | Logistics services }  |                                     |                                  |           |                                |
| <b>IVA - CALABARZON</b> |   | <b>128,228</b>                      | <b>229,318</b>                   | <b>-</b>  | <b>-</b>                       |
| H49201                  | Inter-urban bus line operation  | 5,759                               | 9,805                            | -         | -                              |
| H49202                  | Urban and suburban bus line operation                                     | 75                                  | 344                              | -         | -                              |
| H49203                  | Local bus line operation  | 42                                  | 55                               | -         | -                              |
| H49204                  | Chartered buses operation (e.g. tourist buses) }                          |                                     |                                  |           |                                |
| H49205                  | Operation of school buses/shuttle }                                       | 72                                  | 90                               | -         | -                              |
| H49310                  | Urban or suburban passenger land transport, except<br>by railways and bus | s                                   | s                                | s         | s                              |
| H49332                  | Freight truck operation   | 1,375                               | 7,247                            | -         | -                              |
| H50112                  | Interisland water passenger transport }                                   |                                     |                                  |           |                                |
| H50122                  | Interisland water freight transport }                                     | 2,856                               | 7,017                            | -         | -                              |
| H52104                  | Cold storage }  | 116,102                             | 70,090                           | -         | -                              |
| H52109                  | Storage and warehousing, n.e.c. }   |                                     |                                  |           |                                |
| H52220                  | Service activities incidental to water transportation                     | 242                                 | 53,542                           | -         | -                              |
| H52243                  | Cargo handling, auxiliary activity to water transport                     | s                                   | s                                | s         | s                              |
| H52291                  | Freight forwarding services }   |                                     |                                  |           |                                |
| H52293                  | Logistics services }  | 1,481                               | 79,559                           | -         | -                              |
| <b>IVB - MIMAROPA</b>   |   | <b>3,515</b>                        | <b>3,763</b>                     | <b>-</b>  | <b>-</b>                       |
| H49203                  | Local bus line operation  | s                                   | s                                | s         | s                              |
| H50122                  | Interisland water freight transport                                       | s                                   | s                                | s         | s                              |
| H52220                  | Service activities incidental to water transportation                     | 1,041                               | 2,922                            | -         | -                              |

TABLE 8a Number of Establishments and Book Value by Type of Tangible Fixed Assets for Transportation and Storage Establishments with Total Employment of 20 and Over by Region and Industry Sub-Class: Philippines, 2010 *(Continued)*

(Value in thousand pesos. Details may not add up to total due to rounding and/or statistical disclosure control)

| 2009<br>PSIC<br>Code         | Region/<br>Industry Description  | Book Value of Tangible Fixed Assets |                                  |           |                                |
|------------------------------|--|-------------------------------------|----------------------------------|-----------|--------------------------------|
|                              |  | ICT Machinery<br>and Equipment      | Other Machinery<br>and Equipment | Valuables | Other Tangible<br>Fixed Assets |
|                              |  | (6)                                 | (7)                              | (8)       | (9)                            |
| H52242                       | Non- containerized cargo handling, auxiliary activity<br>to land transport | s                                   | s                                | s         | s                              |
| <b>V - Bicol Region</b>      |  | <b>1,054</b>                        | <b>19,890</b>                    | -         | -                              |
| H49201                       | Inter-urban bus line operation }   |                                     |                                  |           |                                |
| H49203                       | Local bus line operation }   | 417                                 | 809                              | -         | -                              |
| H49332                       | Freight truck operation  | s                                   | s                                | s         | s                              |
| H50112                       | Interisland water passenger transport                                      | s                                   | s                                | s         | s                              |
| H50122                       | Interisland water freight transport  | s                                   | s                                | s         | s                              |
| H50210                       | Inland passenger water transport   | s                                   | s                                | s         | s                              |
| H52220                       | Service activities incidental to water transportation                      | 259                                 | 12,785                           | -         | -                              |
| H52291                       | Freight forwarding services  | s                                   | s                                | s         | s                              |
| <b>VI - Western Visayas</b>  |  | <b>5,798</b>                        | <b>35,756</b>                    | -         | -                              |
| H49201                       | Inter-urban bus line operation }   |                                     |                                  |           |                                |
| H49203                       | Local bus line operation }   | 4,335                               | 26,172                           | -         | -                              |
| H49204                       | Chartered buses operation (e.g. tourist buses) }                           |                                     |                                  |           |                                |
| H49332                       | Freight truck operation  | 204                                 | 891                              | -         | -                              |
| H50112                       | Interisland water passenger transport }                                    |                                     |                                  |           |                                |
| H50122                       | Interisland water freight transport }                                      | 946                                 | 6,147                            | -         | -                              |
| H50210                       | Inland passenger water transport   | s                                   | s                                | s         | s                              |
| H52109                       | Storage and warehousing, n.e.c.  | s                                   | s                                | s         | s                              |
| H52220                       | Service activities incidental to water transportation                      | 95                                  | 1,718                            | -         | -                              |
| H52291                       | Freight forwarding services }  | 21                                  | 40                               | -         | -                              |
| H52292                       | Customs brokerage (ship and aircraft) }                                    |                                     |                                  |           |                                |
| <b>VII - Central Visayas</b> |  | <b>940,367</b>                      | <b>2,003,877</b>                 | -         | -                              |
| H49203                       | Local bus line operation   | 1,125                               | 425                              | -         | -                              |
| H49323                       | Public utility cars and taxicabs operation                                 | 12,155                              | 9,758                            | -         | -                              |
| H49331                       | Truck-for-hire operation (with driver)                                     | s                                   | s                                | s         | s                              |
| H49332                       | Freight truck operation  | 4,411                               | 656,692                          | -         | -                              |
| H50112                       | Interisland water passenger transport                                      | 840,255                             | 644,036                          | -         | -                              |
| H50121                       | Ocean freight transport }  |                                     |                                  |           |                                |
| H50122                       | Interisland water freight transport }                                      | 7,374                               | 26,332                           | -         | -                              |

TABLE 8a Number of Establishments and Book Value by Type of Tangible Fixed Assets for Transportation and Storage Establishments with Total Employment of 20 and Over by Region and Industry Sub-Class: Philippines, 2010 *(Continued)*

(Value in thousand pesos. Details may not add up to total due to rounding and/or statistical disclosure control)

| 2009<br>PSIC<br>Code            | Region/<br>Industry Description                       | Book Value of Tangible Fixed Assets |                                  |           |                                |
|---------------------------------|---|-------------------------------------|----------------------------------|-----------|--------------------------------|
|                                 |   | ICT Machinery<br>and Equipment      | Other Machinery<br>and Equipment | Valuables | Other Tangible<br>Fixed Assets |
|                                 |   | (6)                                 | (7)                              | (8)       | (9)                            |
| H50210                          | Inland passenger water transport                      | S                                   | S                                | S         | S                              |
| H50220                          | Inland freight water transport                        | S                                   | S                                | S         | S                              |
| H51103                          | Non-scheduled air passenger transport                 | S                                   | S                                | S         | S                              |
| H51203                          | Non-scheduled air freight transport                   | S                                   | S                                | S         | S                              |
| H52104                          | Cold storage  | S                                   | S                                | S         | S                              |
| H52211                          | Freight terminal facilities for trucking companies    | S                                   | S                                | S         | S                              |
| H52220                          | Service activities incidental to water transportation | 15,706                              | 498,035                          | -         | -                              |
| H52243                          | Cargo handling, auxiliary activity to water transport | S                                   | S                                | S         | S                              |
| H52291                          | Freight forwarding services                           | 12,198                              | 7,129                            | -         | -                              |
| H52292                          | Customs brokerage (ship and aircraft)                 | }                                   | }                                | -         | -                              |
| H52293                          | Logistics services                                    |                                     |                                  |           |                                |
| H53202                          | Messenger service                                     | S                                   | S                                | S         | S                              |
| <b>VIII - Eastern Visayas</b>   |   | <b>3,060</b>                        | <b>13,474</b>                    | -         | -                              |
| H49201                          | Inter-urban bus line operation                        | }                                   | }                                | -         | -                              |
| H49203                          | Local bus line operation                              |                                     |                                  |           |                                |
| H49204                          | Chartered buses operation (e.g. tourist buses)        |                                     |                                  |           |                                |
| H50112                          | Interisland water passenger transport                 | S                                   | S                                | S         | S                              |
| H50122                          | Interisland water freight transport                   | S                                   | S                                | S         | S                              |
| H52109                          | Storage and warehousing, n.e.c.                       | S                                   | S                                | S         | S                              |
| H52220                          | Service activities incidental to water transportation | }                                   | }                                | -         | -                              |
| H52243                          | Cargo handling, auxiliary activity to water transport |                                     |                                  |           |                                |
| <b>IX - Zamboanga Peninsula</b> |   | <b>14,430</b>                       | <b>59,240</b>                    | -         | -                              |
| H50112                          | Interisland water passenger transport                 | 120                                 | 57,352                           | -         | -                              |
| H52220                          | Service activities incidental to water transportation | }                                   | }                                | -         | -                              |
| H52243                          | Cargo handling, auxiliary activity to water transport |                                     |                                  |           |                                |
| <b>X - Northern Mindanao</b>    |   | <b>36,669</b>                       | <b>100,510</b>                   | -         | -                              |
| H49201                          | Inter-urban bus line operation                        | 4,980                               | 23,227                           | -         | -                              |
| H49204                          | Chartered buses operation (e.g. tourist buses)        | S                                   | S                                | S         | S                              |
| H49332                          | Freight truck operation                               | 195                                 | 20,555                           | -         | -                              |
| H50112                          | Interisland water passenger transport                 | S                                   | S                                | S         | S                              |
| H52220                          | Service activities incidental to water transportation | 263                                 | 1,660                            | -         | -                              |

TABLE 8a Number of Establishments and Book Value by Type of Tangible Fixed Assets for Transportation and Storage Establishments with Total Employment of 20 and Over by Region and Industry Sub-Class: Philippines, 2010 *(Concluded)*

(Value in thousand pesos. Details may not add up to total due to rounding and/or statistical disclosure control)

| 2009<br>PSIC<br>Code                        | Region/<br>Industry Description                                 | Book Value of Tangible Fixed Assets |                                  |             |                                |
|---|---|-------------------------------------|----------------------------------|-------------|--------------------------------|
|   |   | ICT Machinery<br>and Equipment      | Other Machinery<br>and Equipment | Valuables   | Other Tangible<br>Fixed Assets |
|   |   | (6)                                 | (7)                              | (8)         | (9)                            |
| H52243                                      | Cargo handling, auxiliary activity to water transport           | 31,063                              | 47,726                           | -           | -                              |
| H52291                                      | Freight forwarding services                                     | s                                   | s                                | s           | s                              |
| H52292                                      | Customs brokerage (ship and aircraft)                           | s                                   | s                                | s           | s                              |
| <b>XI - Davao Region</b>                    |   | <b>84,849</b>                       | <b>464,176</b>                   | <b>-</b>    | <b>-</b>                       |
| H49202                                      | Urban and suburban bus line operation                           | }                                   |                                  |             |                                |
| H49203                                      | Local bus line operation  | }                                   | 20,340                           | 45,080      | -                              |
| H49323                                      | Public utility cars and taxicabs operation                      | s                                   | s                                | s           | s                              |
| H49332                                      | Freight truck operation   | 44,616                              | 18,698                           | -           | -                              |
| H50123                                      | Towing and pushing services on coastal and trans-oceanic waters | s                                   | s                                | s           | s                              |
| H52103                                      | Customs bonded warehouses                                       | s                                   | s                                | s           | s                              |
| H52220                                      | Service activities incidental to water transportation           | 15,408                              | 379,975                          | -           | -                              |
| H52291                                      | Freight forwarding services                                     | }                                   | 2,316                            | 19,425      | -                              |
| H52292                                      | Customs brokerage (ship and aircraft)                           | }                                   |                                  |             |                                |
| <b>XII - SOCCSKSARGEN</b>                   |   | <b>a/ 5,996</b>                     | <b>a/ 68,935</b>                 | <b>a/ -</b> | <b>a/ -</b>                    |
| H49201                                      | Inter-urban bus line operation                                  | s                                   | s                                | s           | s                              |
| H49332                                      | Freight truck operation   | 296                                 | 2,421                            | -           | -                              |
| H50122                                      | Interisland water freight transport                             | s                                   | s                                | s           | s                              |
| H52104                                      | Cold storage  | s                                   | s                                | s           | s                              |
| H52220                                      | Service activities incidental to water transportation           | b/ 4,954                            | b/ 737                           | b/ -        | b/ -                           |
| H52243                                      | Cargo handling, auxiliary activity to water transport           | s                                   | s                                | s           | s                              |
| H52291                                      | Freight forwarding services                                     | s                                   | s                                | s           | s                              |
| <b>XIII - Caraga</b>                        |   | <b>1,136</b>                        | <b>11,303</b>                    | <b>-</b>    | <b>-</b>                       |
| H49331                                      | Truck-for-hire operation (with driver)                          | s                                   | s                                | s           | s                              |
| H49332                                      | Freight truck operation   | s                                   | s                                | s           | s                              |
| H52220                                      | Service activities incidental to water transportation           | s                                   | s                                | s           | s                              |
| <b>Autonomous Region in Muslim Mindanao</b> |   | <b>c/</b>                           | <b>c/</b>                        | <b>c/</b>   | <b>c/</b>                      |
| H52220                                      | Service activities incidental to water transportation           | d/                                  | d/                               | d/          | d/                             |

a/ - Includes data of ARMM

b/ - Includes data H52220 of ARMM

c/ - Data combined with SOCCKSARGEN

d/ - Data combined with H52220 of SOCCKSARGEN

TABLE 8a.1 Number of Establishments and Book Value of Intangible Assets by Type for Transportation and Storage Establishments with Total Employment of 20 and Over by Region and Industry Sub-Class: Philippines, 2010

(Value in thousand pesos. Details may not add up to total due to rounding and/or statistical disclosure control)

| 2009<br>PSIC<br>Code | Region/<br>Industry Description   | Number<br>of<br>Establishments | Value of Intangible Assets |  |  |   |  |
|----------------------|---|--------------------------------|----------------------------|--|--|---|--|
|                      |   |                                | Total                      | Intangible<br>Non-<br>Produced<br>Assets | Computer<br>Software<br>and<br>Databases | Entertainment,<br>Literary<br>and Artistic<br>Originals | Other<br>Intangible<br>Fixed<br>Assets |
|                      |   | (1)                            | (2)                        | (3)                                      | (4)                                      | (5)   | (6)                                    |
|                      | <b>Philippines</b>  | <b>796</b>                     | <b>21,100,445</b>          | <b>20,907,563</b>                        | <b>192,882</b>                           | <b>-</b>  | <b>-</b>                               |
| H49111               | Inter-urban passenger railway transport }                                 |                                |                            |  |  |   | -                                      |
| H49112               | Urban and suburban railway transport }                                    | 3                              | 14,000                     | -  | 14,000                                   | -   | -                                      |
| H49201               | Inter-urban bus line operation  | 49                             | 45,504                     | 40,877                                   | 4,627                                    | -   | -                                      |
| H49202               | Urban and suburban bus line operation                                     | 20                             | 3,436                      | 2,980                                    | 455                                      | -   | -                                      |
| H49203               | Local bus line operation  | 31                             | 8,284                      | 8,128                                    | 156                                      | -   | -                                      |
| H49204               | Chartered buses operation (e.g. tourist buses)                            | 24                             | 4,077                      | 852                                      | 3,226                                    | -   | -                                      |
| H49205               | Operation of school buses/shuttle   | 5                              | -                          | -  | -  | -   | -                                      |
| H49310               | Urban or suburban passenger land transport,<br>except by railways and bus | s                              | s                          | s  | s  | s   | s                                      |
| H49323               | Public utility cars and taxicabs operation }                              | 13                             | 6,760                      | 6,760                                    | -  | -   | -                                      |
| H49324               | Chartered cars operation (rent-a-car) }                                   |                                |                            |  |  |   |  |
| H49331               | Truck-for-hire operation (with driver)                                    | 4                              | -                          | -  | -  | -   | -                                      |
| H49332               | Freight truck operation   | 130                            | -                          | -  | -  | -   | -                                      |
| H49339               | Freight transport operation, by road, n.e.c.                              | s                              | s                          | s  | s  | s   | s                                      |
| H49400               | Transport via pipeline  | s                              | s                          | s  | s  | s   | s                                      |
| H50111               | Ocean passenger transport   | s                              | s                          | s  | s  | s   | s                                      |
| H50112               | Interisland water passenger transport                                     | 41                             | 27,296                     | -  | 27,296                                   | -   | -                                      |
| H50113               | Renting of ship with operator   | s                              | s                          | s  | s  | s   | s                                      |
| H50121               | Ocean freight transport   | 13                             | 222,530                    | 220,276                                  | 2,254                                    | -   | -                                      |
| H50122               | Interisland water freight transport                                       | 41                             | 97                         | -  | 97                                       | -   | -                                      |
| H50123               | Towing and pushing services on coastal and trans-<br>oceanic waters       | s                              | s                          | s  | s  | s   | s                                      |
| H50210               | Inland passenger water transport }  | 5                              | 143                        | 51                                       | 92                                       | -   | -                                      |
| H50220               | Inland freight water transport }  |                                |                            |  |  |   | -                                      |
| H51101               | Domestic air passenger transport }  | 4                              | -                          | -  | -  | -   | -                                      |
| H51102               | International air passenger transport }                                   |                                |                            |  |  |   |  |
| H51103               | Non-scheduled air passenger transport                                     | 6                              | -                          | -  | -  | -   | -                                      |
| H51203               | Non-scheduled air freight transport                                       | s                              | s                          | s  | s  | s   | s                                      |
| H52101               | General bonded warehouses except grain warehouse }                        |                                |                            |  |  |   |  |
| H52103               | Customs bonded warehouses }   | 7                              | -                          | -  | -  | -   | -                                      |
| H52104               | Cold storage  | 20                             | 48,344                     | -  | 48,344                                   | -   | -                                      |
| H52109               | Storage and warehousing, n.e.c.   | 9                              | 12                         | -  | 12                                       | -   | -                                      |
| H52211               | Freight terminal facilities for trucking companies                        | s                              | s                          | s  | s  | s   | s                                      |
| H52212               | Operation of parking lots   | 7                              | -                          | -  | -  | -   | -                                      |
| H52213               | Operation of toll roads and bridges                                       | 7                              | 20,587,255                 | 20,585,384                               | 1,871                                    | -   | -                                      |
| H52219               | Other supporting land transport activities, n.e.c.                        | s                              | s                          | s  | s  | s   | s                                      |
| H52220               | Service activities incidental to water transportation                     | 78                             | 43,821                     | 42,067                                   | 1,754                                    | -   | -                                      |

TABLE 8a.1 Number of Establishments and Book Value of Intangible Assets by Type for Transportation and Storage Establishments with Total Employment of 20 and Over by Region and Industry Sub-Class: Philippines, 2010 *(Continued)*

(Value in thousand pesos. Details may not add up to total due to rounding and/or statistical disclosure control)

| 2009<br>PSIC<br>Code           | Region/<br>Industry Description   | Number<br>of<br>Establishments | Value of Intangible Assets |  |  |   |  |
|--------------------------------|---|--------------------------------|----------------------------|--|--|---|--|
|                                |   |                                | Total                      | Intangible<br>Non-<br>Produced<br>Assets | Computer<br>Software<br>and<br>Databases | Entertainment,<br>Literary<br>and Artistic<br>Originals | Other<br>Intangible<br>Fixed<br>Assets |
|                                |   | (1)                            | (2)                        | (3)                                      | (4)                                      | (5)   | (6)                                    |
| H52230                         | Service activities incidental to air transportation                     | 3                              | -                          | -  | -  | -   | -                                      |
| H52241                         | Containerized cargo handling, auxiliary activity to land transport      | 4                              | -                          | -  | -  | -   | -                                      |
| H52242                         | Non- containerized cargo handling, auxiliary activity to land transport | s                              | s                          | s  | s  | s   | s                                      |
| H52243                         | Cargo handling, auxiliary activity to water transport }                 | 11                             | 3,678                      | -  | 3,678                                    | -   | -                                      |
| H52244                         | Cargo handling, auxiliary activity to air transport }                   |                                |                            |  |  |   |  |
| H52291                         | Freight forwarding services   | 121                            | 19,873                     | 188                                      | 19,684                                   | -   | -                                      |
| H52292                         | Customs brokerage (ship and aircraft)                                   | 46                             | 157                        | -  | 157                                      | -   | -                                      |
| H52293                         | Logistics services  | 36                             | 14,785                     | -  | 14,785                                   | -   | -                                      |
| H53202                         | Messenger service   | 45                             | 50,249                     | -  | 50,249                                   | -   | -                                      |
| <b>National Capital Region</b> |   | <b>466</b>                     | <b>21,051,318</b>          | <b>20,873,633</b>                        | <b>177,686</b>                           | <b>-</b>  | <b>-</b>                               |
| H49111                         | Inter-urban passenger railway transport }                               |                                |                            |  |  |   |  |
| H49112                         | Urban and suburban railway transport }                                  | 3                              | 14,000                     | -  | 14,000                                   | -   | -                                      |
| H49201                         | Inter-urban bus line operation  | 18                             | 22,191                     | 17,616                                   | 4,575                                    | -   | -                                      |
| H49202                         | Urban and suburban bus line operation                                   | 16                             | 157                        | 157                                      | -  | -   | -                                      |
| H49203                         | Local bus line operation  | 4                              | 7,100                      | 7,100                                    | -  | -   | -                                      |
| H49204                         | Chartered buses operation (e.g. tourist buses)                          | 18                             | 4,077                      | 852                                      | 3,226                                    | -   | -                                      |
| H49205                         | Operation of school buses/shuttle                                       | 3                              | -                          | -  | -  | -   | -                                      |
| H49323                         | Public utility cars and taxicabs operation }                            | 7                              | -                          | -  | -  | -   | -                                      |
| H49324                         | Chartered cars operation (rent-a-car) }                                 |                                |                            |  |  |   |  |
| H49331                         | Truck-for-hire operation (with driver)                                  | s                              | s                          | s  | s  | s   | s                                      |
| H49332                         | Freight truck operation   | 58                             | -                          | -  | -  | -   | -                                      |
| H49339                         | Freight transport operation, by road, n.e.c.                            | s                              | s                          | s  | s  | s   | s                                      |
| H49400                         | Transport via pipeline  | s                              | s                          | s  | s  | s   | s                                      |
| H50111                         | Ocean passenger transport }   |                                |                            |  |  |   |  |
| H50112                         | Interisland water passenger transport }                                 | 9                              | 27,441                     | -  | 27,441                                   | -   | -                                      |
| H50113                         | Renting of ship with operator   | s                              | s                          | s  | s  | s   | s                                      |
| H50121                         | Ocean freight transport   | 11                             | 222,530                    | 220,276                                  | 2,254                                    | -   | -                                      |
| H50122                         | Interisland water freight transport                                     | 23                             | -                          | -  | -  | -   | -                                      |
| H50123                         | Towing and pushing services on coastal and trans-oceanic waters         | s                              | s                          | s  | s  | s   | s                                      |
| H50210                         | Inland passenger water transport  | s                              | s                          | s  | s  | s   | s                                      |
| H51101                         | Domestic air passenger transport }                                      | 3                              | -                          | -  | -  | -   | -                                      |
| H51102                         | International air passenger transport }                                 |                                |                            |  |  |   |  |
| H51103                         | Non-scheduled air passenger transport                                   | 5                              | -                          | -  | -  | -   | -                                      |

TABLE 8a.1 Number of Establishments and Book Value of Intangible Assets by Type for Transportation and Storage Establishments with Total Employment of 20 and Over by Region and Industry Sub-Class: Philippines, 2010 *(Continued)*

(Value in thousand pesos. Details may not add up to total due to rounding and/or statistical disclosure control)

| 2009<br>PSIC<br>Code                    | Region/<br>Industry Description                                    | Number<br>of<br>Establishments | Value of Intangible Assets |  |  |   |  |
|---|--|--------------------------------|----------------------------|--|--|---|--|
|   |  |                                | Total                      | Intangible<br>Non-<br>Produced<br>Assets | Computer<br>Software<br>and<br>Databases | Entertainment,<br>Literary<br>and Artistic<br>Originals | Other<br>Intangible<br>Fixed<br>Assets |
|   |  | (1)                            | (2)                        | (3)                                      | (4)                                      | (5)   | (6)                                    |
| H52103                                  | Customs bonded warehouses  | 5                              | -                          | -  | -  | -   | -                                      |
| H52104                                  | Cold storage   | 12                             | 40,401                     | -  | 40,401                                   | -   | -                                      |
| H52109                                  | Storage and warehousing, n.e.c.                                    | 4                              | -                          | -  | -  | -   | -                                      |
| H52211                                  | Freight terminal facilities for trucking companies                 | s                              | s                          | s  | s  | s   | s                                      |
| H52212                                  | Operation of parking lots  | 7                              | -                          | -  | -  | -   | -                                      |
| H52213                                  | Operation of toll roads and bridges                                | 7                              | 20,587,255                 | 20,585,384                               | 1,871                                    | -   | -                                      |
| H52219                                  | Other supporting land transport activities, n.e.c.                 | s                              | s                          | s  | s  | s   | s                                      |
| H52220                                  | Service activities incidental to water transportation              | 17                             | 42,060                     | 42,060                                   | -  | -   | -                                      |
| H52230                                  | Service activities incidental to air transportation                | s                              | s                          | s  | s  | s   | s                                      |
| H52241                                  | Containerized cargo handling, auxiliary activity to land transport | 3                              | 327                        | -  | 327                                      | -   | -                                      |
| H52244                                  | Cargo handling, auxiliary activity to air transport                |                                |                            |  |  |   |  |
| H52291                                  | Freight forwarding services  | 108                            | 19,873                     | 188                                      | 19,684                                   | -   | -                                      |
| H52292                                  | Customs brokerage (ship and aircraft)                              | 41                             | 145                        | -  | 145                                      | -   | -                                      |
| H52293                                  | Logistics services   | 30                             | 13,511                     | -  | 13,511                                   | -   | -                                      |
| H53202                                  | Messenger service  | 44                             | 50,249                     | -  | 50,249                                   | -   | -                                      |
| <b>Cordillera Administrative Region</b> |  | <b>3</b>                       | <b>17,500</b>              | <b>17,500</b>                            | <b>-</b>                                 | <b>-</b>  | <b>-</b>                               |
| H49201                                  | Inter-urban bus line operation                                     | 3                              | 17,500                     | 17,500                                   | -  | -   | -                                      |
| H49203                                  | Local bus line operation   |                                |                            |  |  |   |  |
| <b>I-Ilocos Region</b>                  |  | <b>6</b>                       | <b>-</b>                   | <b>-</b>                                 | <b>-</b>                                 | <b>-</b>  | <b>-</b>                               |
| H49201                                  | Inter-urban bus line operation                                     | s                              | s                          | s  | s  | s   | s                                      |
| H49204                                  | Chartered buses operation (e.g. tourist buses)                     | s                              | s                          | s  | s  | s   | s                                      |
| H49332                                  | Freight truck operation  | s                              | s                          | s  | s  | s   | s                                      |
| H52104                                  | Cold storage   | s                              | s                          | s  | s  | s   | s                                      |
| <b>II - Cagayan Valley</b>              |  | <b>3</b>                       | <b>97</b>                  | <b>-</b>                                 | <b>97</b>                                | <b>-</b>  | <b>-</b>                               |
| H49201                                  | Inter-urban bus line operation                                     | s                              | s                          | s  | s  | s   | s                                      |
| H50122                                  | Interisland water freight transport                                | s                              | s                          | s  | s  | s   | s                                      |

TABLE 8a.1 Number of Establishments and Book Value of Intangible Assets by Type for Transportation and Storage Establishments with Total Employment of 20 and Over by Region and Industry Sub-Class: Philippines, 2010 *(Continued)*

(Value in thousand pesos. Details may not add up to total due to rounding and/or statistical disclosure control)

| 2009<br>PSIC<br>Code       | Region/<br>Industry Description                       | Number<br>of<br>Establishments | Value of Intangible Assets |  |  |   |  |
|----------------------------|---|--------------------------------|----------------------------|--|--|---|--|
|                            |   |                                | Total                      | Intangible<br>Non-<br>Produced<br>Assets | Computer<br>Software<br>and<br>Databases | Entertainment,<br>Literary<br>and Artistic<br>Originals | Other<br>Intangible<br>Fixed<br>Assets |
|                            |   | (1)                            | (2)                        | (3)                                      | (4)                                      | (5)   | (6)                                    |
| <b>III - Central Luzon</b> |   | <b>26</b>                      | <b>6,420</b>               | <b>5,285</b>                             | <b>1,136</b>                             | <b>-</b>  | <b>-</b>                               |
| H49201                     | Inter-urban bus line operation                        | 5                              | 5,250                      | 5,250                                    | -  | -   | -                                      |
| H49203                     | Local bus line operation                              | 3                              | 35                         | 35                                       | -  | -   | -                                      |
| H49204                     | Chartered buses operation (e.g. tourist buses)        |                                |                            |  |  |   |  |
| H49332                     | Freight truck operation                               | 7                              | -                          | -  | -  | -   | -                                      |
| H51101                     | Domestic air passenger transport                      | s                              | s                          | s  | s  | s   | s                                      |
| H52101                     | General bonded warehouses except grain warehouse      | s                              | s                          | s  | s  | s   | s                                      |
| H52109                     | Storage and warehousing, n.e.c.                       | s                              | s                          | s  | s  | s   | s                                      |
| H52230                     | Service activities incidental to air transportation   |                                |                            |  |  |   |  |
| H52241                     | Containerized cargo handling, auxiliary activity      |                                |                            |  |  |   |  |
|                            | to land transport                                     | 5                              | 1,136                      | -  | 1,136                                    | -   | -                                      |
| H52244                     | Cargo handling, auxiliary activity to air transport   |                                |                            |  |  |   |  |
| H52291                     | Freight forwarding services                           |                                |                            |  |  |   |  |
| H52292                     | Customs brokerage (ship and aircraft)                 | 3                              | -                          | -  | -  | -   | -                                      |
| H52293                     | Logistics services                                    |                                |                            |  |  |   |  |
| <b>IVA - CALABARZON</b>    |   | <b>60</b>                      | <b>8,366</b>               | <b>20</b>                                | <b>8,346</b>                             | <b>-</b>  | <b>-</b>                               |
| H49201                     | Inter-urban bus line operation                        | 10                             | -                          | -  | -  | -   | -                                      |
| H49202                     | Urban and suburban bus line operation                 | 3                              | -                          | -  | -  | -   | -                                      |
| H49203                     | Local bus line operation                              | 4                              | 175                        | 20                                       | 156                                      | -   | -                                      |
| H49204                     | Chartered buses operation (e.g. tourist buses)        |                                |                            |  |  |   |  |
| H49205                     | Operation of school buses/shuttle                     | 3                              | -                          | -  | -  | -   | -                                      |
| H49310                     | Urban or suburban passenger land transport, except    |                                |                            |  |  |   |  |
|                            | by railways and bus                                   | s                              | s                          | s  | s  | s   | s                                      |
| H49332                     | Freight truck operation                               | 21                             | -                          | -  | -  | -   | -                                      |
| H50112                     | Interisland water passenger transport                 |                                |                            |  |  |   |  |
| H50122                     | Interisland water freight transport                   | 3                              | -                          | -  | -  | -   | -                                      |
| H52104                     | Cold storage  | 7                              | 7,955                      | -  | 7,955                                    | -   | -                                      |
| H52109                     | Storage and warehousing, n.e.c.                       |                                |                            |  |  |   |  |
| H52220                     | Service activities incidental to water transportation | 3                              | 236                        | -  | 236                                      | -   | -                                      |
| H52243                     | Cargo handling, auxiliary activity to water transport | s                              | s                          | s  | s  | s   | s                                      |
| H52291                     | Freight forwarding services                           |                                |                            |  |  |   |  |
| H52293                     | Logistics services                                    | 4                              | -                          | -  | -  | -   | -                                      |

TABLE 8a.1 Number of Establishments and Book Value of Intangible Assets by Type for Transportation and Storage Establishments with Total Employment of 20 and Over by Region and Industry Sub-Class: Philippines, 2010 *(Continued)*

(Value in thousand pesos. Details may not add up to total due to rounding and/or statistical disclosure control)

| 2009<br>PSIC<br>Code         | Region/<br>Industry Description   | Number<br>of<br>Establishments | Value of Intangible Assets |  |  |   |  |
|------------------------------|---|--------------------------------|----------------------------|--|--|---|--|
|                              |   |                                | Total                      | Intangible<br>Non-<br>Produced<br>Assets | Computer<br>Software<br>and<br>Databases | Entertainment,<br>Literary<br>and Artistic<br>Originals | Other<br>Intangible<br>Fixed<br>Assets |
|                              |   | (1)                            | (2)                        | (3)                                      | (4)                                      | (5)   | (6)                                    |
| <b>IVB - MIMAROPA</b>        |   | <b>10</b>                      | -                          | -  | -  | -   | -                                      |
| H49203                       | Local bus line operation  | 5                              | 5                          | 5  | 5  | 5   | 5                                      |
| H50122                       | Interisland water freight transport                                     | 5                              | 5                          | 5  | 5  | 5   | 5                                      |
| H52220                       | Service activities incidental to water transportation                   | 7                              | -                          | -  | -  | -   | -                                      |
| H52242                       | Non- containerized cargo handling, auxiliary activity to land transport | 5                              | 5                          | 5  | 5  | 5   | 5                                      |
| <b>V - Bicol Region</b>      |   | <b>18</b>                      | -                          | -  | -  | -   | -                                      |
| H49201                       | Inter-urban bus line operation  | 5                              | 5                          | 5  | 5  | 5   | 5                                      |
| H49203                       | Local bus line operation  |                                |                            |  |  |   |  |
| H49332                       | Freight truck operation   | 5                              | 5                          | 5  | 5  | 5   | 5                                      |
| H50112                       | Interisland water passenger transport                                   | 5                              | 5                          | 5  | 5  | 5   | 5                                      |
| H50122                       | Interisland water freight transport                                     | 5                              | 5                          | 5  | 5  | 5   | 5                                      |
| H50210                       | Inland passenger water transport  | 5                              | 5                          | 5  | 5  | 5   | 5                                      |
| H52220                       | Service activities incidental to water transportation                   | 8                              | -                          | -  | -  | -   | -                                      |
| H52291                       | Freight forwarding services   | 5                              | 5                          | 5  | 5  | 5   | 5                                      |
| <b>VI - Western Visayas</b>  |   | <b>28</b>                      | <b>1,561</b>               | <b>1,536</b>                             | <b>25</b>                                | -   | -                                      |
| H49201                       | Inter-urban bus line operation  | 7                              | 1,485                      | 1,485                                    | -  | -   | -                                      |
| H49203                       | Local bus line operation  |                                |                            |  |  |   |  |
| H49204                       | Chartered buses operation (e.g. tourist buses)                          | 5                              | 5                          | 5  | 5  | 5   | 5                                      |
| H49332                       | Freight truck operation   | 8                              | -                          | -  | -  | -   | -                                      |
| H50112                       | Interisland water passenger transport                                   | 5                              | 5                          | 5  | 5  | 5   | 5                                      |
| H50122                       | Interisland water freight transport                                     |                                |                            |  |  |   |  |
| H50210                       | Inland passenger water transport  | 5                              | 5                          | 5  | 5  | 5   | 5                                      |
| H52109                       | Storage and warehousing, n.e.c.   | 5                              | 5                          | 5  | 5  | 5   | 5                                      |
| H52220                       | Service activities incidental to water transportation                   | 3                              | -                          | -  | -  | -   | -                                      |
| H52291                       | Freight forwarding services   | 3                              | -                          | -  | -  | -   | -                                      |
| H52292                       | Customs brokerage (ship and aircraft)                                   |                                |                            |  |  |   |  |
| <b>VII - Central Visayas</b> |   | <b>76</b>                      | <b>9,625</b>               | <b>6,766</b>                             | <b>2,859</b>                             | -   | -                                      |
| H49203                       | Local bus line operation  | 3                              | -                          | -  | -  | -   | -                                      |

TABLE 8a.1 Number of Establishments and Book Value of Intangible Assets by Type for Transportation and Storage Establishments with Total Employment of 20 and Over by Region and Industry Sub-Class: Philippines, 2010 *(Continued)*

(Value in thousand pesos. Details may not add up to total due to rounding and/or statistical disclosure control)

| 2009<br>PSIC<br>Code            | Region/<br>Industry Description                       | Number<br>of<br>Establishments | Value of Intangible Assets |  |  |   |  |
|---------------------------------|---|--------------------------------|----------------------------|--|--|---|--|
|                                 |   |                                | Total                      | Intangible<br>Non-<br>Produced<br>Assets | Computer<br>Software<br>and<br>Databases | Entertainment,<br>Literary<br>and Artistic<br>Originals | Other<br>Intangible<br>Fixed<br>Assets |
|                                 |   | (1)                            | (2)                        | (3)                                      | (4)                                      | (5)   | (6)                                    |
| H49323                          | Public utility cars and taxicabs operation            | 5                              | 6,760                      | 6,760                                    | -  | -   | -                                      |
| H49331                          | Truck-for-hire operation (with driver)                | s                              | s                          | s  | s  | s   | s                                      |
| H49332                          | Freight truck operation                               | 11                             | -                          | -  | -  | -   | -                                      |
| H50112                          | Interisland water passenger transport                 | 22                             | -                          | -  | -  | -   | -                                      |
| H50121                          | Ocean freight transport                               | }                              |                            |  |  |   |  |
| H50122                          | Interisland water freight transport                   | }                              | 10                         | -  | -  | -   | -                                      |
| H50210                          | Inland passenger water transport                      | s                              | s                          | s  | s  | s   | s                                      |
| H50220                          | Inland freight water transport                        | s                              | s                          | s  | s  | s   | s                                      |
| H51103                          | Non-scheduled air passenger transport                 | s                              | s                          | s  | s  | s   | s                                      |
| H51203                          | Non-scheduled air freight transport                   | s                              | s                          | s  | s  | s   | s                                      |
| H52104                          | Cold storage  | s                              | s                          | s  | s  | s   | s                                      |
| H52211                          | Freight terminal facilities for trucking companies    | s                              | s                          | s  | s  | s   | s                                      |
| H52220                          | Service activities incidental to water transportation | 8                              | 1,524                      | 7  | 1,518                                    | -   | -                                      |
| H52243                          | Cargo handling, auxiliary activity to water transport | s                              | s                          | s  | s  | s   | s                                      |
| H52291                          | Freight forwarding services                           | 4                              | -                          | -  | -  | -   | -                                      |
| H52292                          | Customs brokerage (ship and aircraft)                 | }                              |                            |  |  |   |  |
| H52293                          | Logistics services                                    | }                              | 3                          | 1,274                                    | -  | 1,274   | -                                      |
| H53202                          | Messenger service                                     | s                              | s                          | s  | s  | s   | s                                      |
| <b>VIII - Eastern Visayas</b>   |   | <b>14</b>                      | <b>-</b>                   | <b>-</b>                                 | <b>-</b>                                 | <b>-</b>  | <b>-</b>                               |
| H49201                          | Inter-urban bus line operation                        | }                              |                            |  |  |   |  |
| H49203                          | Local bus line operation                              | }                              | 4                          | -  | -  | -   | -                                      |
| H49204                          | Chartered buses operation (e.g. tourist buses)        | }                              |                            |  |  |   |  |
| H50112                          | Interisland water passenger transport                 | s                              | s                          | s  | s  | s   | s                                      |
| H50122                          | Interisland water freight transport                   | s                              | s                          | s  | s  | s   | s                                      |
| H52109                          | Storage and warehousing, n.e.c.                       | s                              | s                          | s  | s  | s   | s                                      |
| H52220                          | Service activities incidental to water transportation | }                              | 7                          | -  | -  | -   | -                                      |
| H52243                          | Cargo handling, auxiliary activity to water transport | }                              |                            |  |  |   |  |
| <b>IX - Zamboanga Peninsula</b> |   | <b>9</b>                       | <b>1</b>                   | <b>-</b>                                 | <b>1</b>                                 | <b>-</b>  | <b>-</b>                               |
| H50112                          | Interisland water passenger transport                 | 5                              | -                          | -  | -  | -   | -                                      |
| H52220                          | Service activities incidental to water transportation | }                              | 4                          | 1  | -  | 1   | -                                      |
| H52243                          | Cargo handling, auxiliary activity to water transport | }                              |                            |  |  |   |  |

TABLE 8a.1 Number of Establishments and Book Value of Intangible Assets by Type for Transportation and Storage Establishments with Total Employment of 20 and Over by Region and Industry Sub-Class: Philippines, 2010 *(Continued)*

(Value in thousand pesos. Details may not add up to total due to rounding and/or statistical disclosure control)

| 2009<br>PSIC<br>Code | Region/<br>Industry Description                                 | Number<br>of<br>Establishments | Value of Intangible Assets |  |  |   |  |
|----------------------|---|--------------------------------|----------------------------|--|--|---|--|
|                      |   |                                | Total                      | Intangible<br>Non-<br>Produced<br>Assets | Computer<br>Software<br>and<br>Databases | Entertainment,<br>Literary<br>and Artistic<br>Originals | Other<br>Intangible<br>Fixed<br>Assets |
|                      |   | (1)                            | (2)                        | (3)                                      | (4)                                      | (5)   | (6)                                    |
|                      | <b>X - Northern Mindanao</b>                                    | <b>27</b>                      | <b>2,215</b>               | <b>-</b>                                 | <b>2,215</b>                             | <b>-</b>  | <b>-</b>                               |
| H49201               | Inter-urban bus line operation                                  | 3                              | -                          | -  | -  | -   | -                                      |
| H49204               | Chartered buses operation (e.g. tourist buses)                  | s                              | s                          | s  | s  | s   | s                                      |
| H49332               | Freight truck operation   | 8                              | -                          | -  | -  | -   | -                                      |
| H50112               | Interisland water passenger transport                           | s                              | s                          | s  | s  | s   | s                                      |
| H52220               | Service activities incidental to water transportation           | 8                              | -                          | -  | -  | -   | -                                      |
| H52243               | Cargo handling, auxiliary activity to water transport           | 3                              | 2,215                      | -  | 2,215                                    | -   | -                                      |
| H52291               | Freight forwarding services                                     | s                              | s                          | s  | s  | s   | s                                      |
| H52292               | Customs brokerage (ship and aircraft)                           | s                              | s                          | s  | s  | s   | s                                      |
|                      | <b>XI - Davao Region</b>  | <b>30</b>                      | <b>3,290</b>               | <b>2,823</b>                             | <b>467</b>                               | <b>-</b>  | <b>-</b>                               |
| H49202               | Urban and suburban bus line operation                           | }                              |                            |  |  |   |  |
| H49203               | Local bus line operation  | }                              | 7                          | 3,279                                    | 2,823                                    | 455   | -                                      |
| H49323               | Public utility cars and taxicabs operation                      | s                              | s                          | s  | s  | s   | s                                      |
| H49332               | Freight truck operation   | 9                              | -                          | -  | -  | -   | -                                      |
| H50123               | Towing and pushing services on coastal and trans-oceanic waters | s                              | s                          | s  | s  | s   | s                                      |
| H52103               | Customs bonded warehouses                                       | s                              | s                          | s  | s  | s   | s                                      |
| H52220               | Service activities incidental to water transportation           | 8                              | -                          | -  | -  | -   | -                                      |
| H52291               | Freight forwarding services                                     | }                              | 3                          | 11                                       | -  | 11  | -                                      |
| H52292               | Customs brokerage (ship and aircraft)                           | }                              |                            |  |  |   |  |
|                      | <b>XII - SOCCSKSARGEN</b>                                       | <b>a/ 15</b>                   | <b>a/ 51</b>               | <b>a/ -</b>                              | <b>a/ 51</b>                             | <b>a/ -</b>   | <b>a/ -</b>                            |
| H49201               | Inter-urban bus line operation                                  | s                              | s                          | s  | s  | s   | s                                      |
| H49332               | Freight truck operation   | 5                              | -                          | -  | -  | -   | -                                      |
| H50122               | Interisland water freight transport                             | s                              | s                          | s  | s  | s   | s                                      |
| H52104               | Cold storage  | s                              | s                          | s  | s  | s   | s                                      |
| H52220               | Service activities incidental to water transportation           | b/ 4                           | b/ -                       | b/ -                                     | b/ -                                     | b/ -  | b/ -                                   |
| H52243               | Cargo handling, auxiliary activity to water transport           | s                              | s                          | s  | s  | s   | s                                      |
| H52291               | Freight forwarding services                                     | s                              | s                          | s  | s  | s   | s                                      |

TABLE 8a.1 Number of Establishments and Book Value of Intangible Assets by Type for Transportation and Storage Establishments with Total Employment of 20 and Over by Region and Industry Sub-Class: Philippines, 2010 *(Concluded)*

(Value in thousand pesos. Details may not add up to total due to rounding and/or statistical disclosure control)

| 2009<br>PSIC<br>Code | Region/<br>Industry Description                       | Number<br>of<br>Establishments | Value of Intangible Assets |  |  |   |  |
|----------------------|---|--------------------------------|----------------------------|--|--|---|--|
|                      |   |                                | Total                      | Intangible<br>Non-<br>Produced<br>Assets | Computer<br>Software<br>and<br>Databases | Entertainment,<br>Literary<br>and Artistic<br>Originals | Other<br>Intangible<br>Fixed<br>Assets |
|                      |   | (1)                            | (2)                        | (3)                                      | (4)                                      | (5)   | (6)                                    |
|                      | <b>XIII - Caraga</b>                                  | <b>5</b>                       | -                          | -  | -  | -   | -                                      |
| H49331               | Truck-for-hire operation (with driver)                | s                              | s                          | s  | s  | s   | s                                      |
| H49332               | Freight truck operation                               | s                              | s                          | s  | s  | s   | s                                      |
| H52220               | Service activities incidental to water transportation | s                              | s                          | s  | s  | s   | s                                      |
|                      | <b>Autonomous Region in Muslim Mindanao</b>           | <b>c/</b>                      | <b>c/</b>                  | <b>c/</b>                                | <b>c/</b>                                | <b>c/</b>   | <b>c/</b>                              |
| H52220               | Service activities incidental to water transportation | d/                             | d/                         | d/                                       | d/                                       | d/  | d/                                     |

*a/ - Includes data of ARMM*

*b/ - Includes data H52220 of ARMM*

*c/ - Data combined with SOCCKSARGEN*

*d/ - Data combined with H52220 of SOCCKSARGEN*

TABLE 9a Number of Establishments and Value of Inventories for Transportation and Storage Establishments  
with Total Employment of 20 and Over by Region and Industry Sub-Class: Philippines, 2010

(Value in thousand pesos. Details may not add up to total due to rounding and/or statistical disclosure control)

| 2009<br>PSIC<br>Code | Region/<br>Industry Description   | Number<br>of<br>Establishments | Value of Inventories as of January 1 |                           |  |                     |                         |                      |
|----------------------|---|--------------------------------|--------------------------------------|---------------------------|--|---------------------|-------------------------|----------------------|
|                      |   |                                | Total                                | Materials<br>and Supplies | Fuels,<br>Lubricants,<br>Oils and<br>Greases | Goods<br>for Resale | Real Estate<br>for Sale | Other<br>Inventories |
|                      |   |                                | (1)                                  | (2)                       | (3)  | (4)                 | (5)                     | (6)                  |
|                      | Philippines   | 796                            | 5,723,018                            | 4,100,889                 | 1,614,610                                    | 7,519               | -                       | -                    |
| H49111               | Inter-urban passenger railway transport                                   | }                              |                                      |                           |  |                     | -                       | -                    |
| H49112               | Urban and suburban railway transport                                      | }                              | 3                                    | 1,040,864                 | 1,035,939                                    | 4,925               | -                       | -                    |
| H49201               | Inter-urban bus line operation  |                                | 49                                   | 475,271                   | 383,545                                      | 91,725              | -                       | -                    |
| H49202               | Urban and suburban bus line operation                                     |                                | 20                                   | 31,147                    | 19,460                                       | 11,687              | -                       | -                    |
| H49203               | Local bus line operation  |                                | 31                                   | 11,891                    | 6,448  | 5,444               | -                       | -                    |
| H49204               | Chartered buses operation (e.g. tourist buses)                            |                                | 24                                   | 1,997                     | 431  | 1,566               | -                       | -                    |
| H49205               | Operation of school buses/shuttle   |                                | 5                                    | 820                       | 420  | 400                 | -                       | -                    |
| H49310               | Urban or suburban passenger land transport,<br>except by railways and bus |                                | s                                    | s                         | s  | s                   | s                       | s                    |
| H49323               | Public utility cars and taxicabs operation                                | }                              | 13                                   | 22,277                    | 10,205                                       | 12,072              | -                       | -                    |
| H49324               | Chartered cars operation (rent-a-car)                                     | }                              |                                      |                           |  |                     |                         |                      |
| H49331               | Truck-for-hire operation (with driver)                                    |                                | 4                                    | 1,475                     | 1,475  | -                   | -                       | -                    |
| H49332               | Freight truck operation   |                                | 130                                  | 86,758                    | 54,790                                       | 26,923              | 5,046                   | -                    |
| H49339               | Freight transport operation, by road, n.e.c.                              |                                | s                                    | s                         | s  | s                   | s                       | s                    |
| H49400               | Transport via pipeline  |                                | s                                    | s                         | s  | s                   | s                       | s                    |
| H50111               | Ocean passenger transport   |                                | s                                    | s                         | s  | s                   | s                       | s                    |
| H50112               | Interisland water passenger transport                                     |                                | 41                                   | 1,102,715                 | 839,894                                      | 262,821             | -                       | -                    |
| H50113               | Renting of ship with operator   |                                | s                                    | s                         | s  | s                   | s                       | s                    |
| H50121               | Ocean freight transport   |                                | 13                                   | 34,237                    | 15,698                                       | 18,539              | -                       | -                    |
| H50122               | Interisland water freight transport                                       |                                | 41                                   | 273,688                   | 39,952                                       | 232,673             | 1,063                   | -                    |
| H50123               | Towing and pushing services on coastal and trans-<br>oceanic waters       |                                | s                                    | s                         | s  | s                   | s                       | s                    |
| H50210               | Inland passenger water transport  | }                              | 5                                    | 22,439                    | 20,048                                       | 981                 | 1,410                   | -                    |
| H50220               | Inland freight water transport  | }                              |                                      |                           |  |                     |                         | -                    |
| H51101               | Domestic air passenger transport  | }                              | 4                                    | 1,712,102                 | 896,442                                      | 815,660             | -                       | -                    |
| H51102               | International air passenger transport                                     | }                              |                                      |                           |  |                     |                         | -                    |
| H51103               | Non-scheduled air passenger transport                                     |                                | 6                                    | 33,503                    | 33,399                                       | 104                 | -                       | -                    |
| H51203               | Non-scheduled air freight transport                                       |                                | s                                    | s                         | s  | s                   | s                       | s                    |
| H52101               | General bonded warehouses except grain warehouse                          | }                              |                                      |                           |  |                     |                         |                      |
| H52103               | Customs bonded warehouses   | }                              | 7                                    | 428                       | 397  | 31                  | -                       | -                    |
| H52104               | Cold storage  |                                | 20                                   | 10,474                    | 6,218  | 4,256               | -                       | -                    |
| H52109               | Storage and warehousing, n.e.c.   |                                | 9                                    | 236,271                   | 236,271                                      | -                   | -                       | -                    |
| H52211               | Freight terminal facilities for trucking companies                        |                                | s                                    | s                         | s  | s                   | s                       | s                    |
| H52212               | Operation of parking lots   |                                | 7                                    | 2,523                     | 2,523  | -                   | -                       | -                    |
| H52213               | Operation of toll roads and bridges                                       |                                | 7                                    | 70,459                    | 70,459                                       | -                   | -                       | -                    |
| H52219               | Other supporting land transport activities, n.e.c.                        |                                | s                                    | s                         | s  | s                   | s                       | s                    |
| H52220               | Service activities incidental to water transportation                     |                                | 78                                   | 237,467                   | 126,157                                      | 111,310             | -                       | -                    |

TABLE 9a Number of Establishments and Value of Inventories for Transportation and Storage Establishments  
with Total Employment of 20 and Over by Region and Industry Sub-Class: Philippines, 2010 *(Continued)*

(Value in thousand pesos. Details may not add up to total due to rounding and/or statistical disclosure control)

| 2009<br>PSIC<br>Code    | Region/<br>Industry Description   | Number<br>of<br>Establishments | Value of Inventories as of January 1 |                           |  |                     |                         |                      |
|-------------------------|---|--------------------------------|--------------------------------------|---------------------------|--|---------------------|-------------------------|----------------------|
|                         |   |                                | Total                                | Materials<br>and Supplies | Fuels,<br>Lubricants,<br>Oils and<br>Greases | Goods<br>for Resale | Real Estate<br>for Sale | Other<br>Inventories |
|                         |   |                                |                                      |                           |  |                     |                         |                      |
|                         |   |                                |                                      |                           |  |                     |                         |                      |
| H52230                  | Service activities incidental to air transportation                     | 3                              | 1,615                                | 1,483                     | 132  | -                   | -                       | -                    |
| H52241                  | Containerized cargo handling, auxiliary activity to land transport      | 4                              | 203,268                              | 200,337                   | 2,932  | -                   | -                       | -                    |
| H52242                  | Non- containerized cargo handling, auxiliary activity to land transport | S                              | S                                    | S                         | S  | S                   | S                       | S                    |
| H52243                  | Cargo handling, auxiliary activity to water transport                   | } 11                           | 8,467                                | 5,139                     | 3,326  | -                   | -                       | -                    |
| H52244                  | Cargo handling, auxiliary activity to air transport                     |                                |                                      |                           |  |                     |                         |                      |
| H52291                  | Freight forwarding services   | 121                            | 39,329                               | 34,601                    | 4,728  | -                   | -                       | -                    |
| H52292                  | Customs brokerage (ship and aircraft)                                   | 46                             | 12,897                               | 12,897                    | -  | -                   | -                       | -                    |
| H52293                  | Logistics services  | 36                             | 4,074                                | 1,726                     | 2,348  | -                   | -                       | -                    |
| H53202                  | Messenger service   | 45                             | 26,303                               | 26,275                    | 28   | -                   | -                       | -                    |
| National Capital Region |   | 466                            | 4,144,858                            | 2,771,534                 | 1,373,324                                    | -                   | -                       | -                    |
|                         |   |                                |                                      |                           |  |                     |                         |                      |
| H49111                  | Inter-urban passenger railway transport                                 | } 3                            | 1,040,864                            | 1,035,939                 | 4,925  | -                   | -                       | -                    |
| H49112                  | Urban and suburban railway transport                                    |                                |                                      |                           |  |                     |                         |                      |
| H49201                  | Inter-urban bus line operation  | 18                             | 255,860                              | 193,682                   | 62,179                                       | -                   | -                       | -                    |
| H49202                  | Urban and suburban bus line operation                                   | 16                             | 20,047                               | 11,263                    | 8,784  | -                   | -                       | -                    |
| H49203                  | Local bus line operation  | 4                              | 988                                  | 246                       | 742  | -                   | -                       | -                    |
| H49204                  | Chartered buses operation (e.g. tourist buses)                          | 18                             | 928                                  | -                         | 928  | -                   | -                       | -                    |
| H49205                  | Operation of school buses/shuttle                                       | 3                              | 820                                  | 420                       | 400  | -                   | -                       | -                    |
| H49323                  | Public utility cars and taxicabs operation                              | } 7                            | 14,761                               | 3,650                     | 11,111                                       | -                   | -                       | -                    |
| H49324                  | Chartered cars operation (rent-a-car)                                   |                                |                                      |                           |  |                     |                         |                      |
| H49331                  | Truck-for-hire operation (with driver)                                  | S                              | S                                    | S                         | S  | S                   | S                       | S                    |
| H49332                  | Freight truck operation   | 58                             | 13,469                               | 11,642                    | 1,827  | -                   | -                       | -                    |
| H49339                  | Freight transport operation, by road, n.e.c.                            | S                              | S                                    | S                         | S  | S                   | S                       | S                    |
| H49400                  | Transport via pipeline  | S                              | S                                    | S                         | S  | S                   | S                       | S                    |
| H50111                  | Ocean passenger transport   | } 9                            | 286,954                              | 169,332                   | 117,622                                      | -                   | -                       | -                    |
| H50112                  | Interisland water passenger transport                                   |                                |                                      |                           |  |                     |                         |                      |
| H50113                  | Renting of ship with operator   | S                              | S                                    | S                         | S  | S                   | S                       | S                    |
| H50121                  | Ocean freight transport   | 11                             | 33,633                               | 15,094                    | 18,539                                       | -                   | -                       | -                    |
| H50122                  | Interisland water freight transport                                     | 23                             | 236,185                              | 25,374                    | 210,811                                      | -                   | -                       | -                    |
| H50123                  | Towing and pushing services on coastal and trans-oceanic waters         | S                              | S                                    | S                         | S  | S                   | S                       | S                    |
| H50210                  | Inland passenger water transport  | S                              | S                                    | S                         | S  | S                   | S                       | S                    |
| H51101                  | Domestic air passenger transport  | } 3                            | 1,629,472                            | 813,812                   | 815,660                                      | -                   | -                       | -                    |
| H51102                  | International air passenger transport                                   |                                |                                      |                           |  |                     |                         |                      |
| H51103                  | Non-scheduled air passenger transport                                   | 5                              | 33,503                               | 33,399                    | 104  | -                   | -                       | -                    |

TABLE 9a Number of Establishments and Value of Inventories for Transportation and Storage Establishments  
with Total Employment of 20 and Over by Region and Industry Sub-Class: Philippines, 2010 *(Continued)*

(Value in thousand pesos. Details may not add up to total due to rounding and/or statistical disclosure control)

| 2009<br>PSIC<br>Code             | Region/<br>Industry Description                                       | Number<br>of<br>Establishments | Value of Inventories as of January 1 |                           |  |                     |                         |                      |
|----------------------------------|---|--------------------------------|--------------------------------------|---------------------------|--|---------------------|-------------------------|----------------------|
|                                  |   |                                | Total                                | Materials<br>and Supplies | Fuels,<br>Lubricants,<br>Oils and<br>Greases | Goods<br>for Resale | Real Estate<br>for Sale | Other<br>Inventories |
|                                  |   |                                | (1)                                  | (2)                       | (3)  | (4)                 | (5)                     | (6)                  |
| H52103                           | Customs bonded warehouses   | 5                              | 428                                  | 397                       | 31   | -                   | -                       | -                    |
| H52104                           | Cold storage  | 12                             | 7,114                                | 3,233                     | 3,882  | -                   | -                       | -                    |
| H52109                           | Storage and warehousing, n.e.c.                                       | 4                              | -                                    | -                         | -  | -                   | -                       | -                    |
| H52211                           | Freight terminal facilities for trucking companies                    | S                              | S                                    | S                         | S  | S                   | S                       | S                    |
| H52212                           | Operation of parking lots   | 7                              | 2,523                                | 2,523                     | -  | -                   | -                       | -                    |
| H52213                           | Operation of toll roads and bridges                                   | 7                              | 70,459                               | 70,459                    | -  | -                   | -                       | -                    |
| H52219                           | Other supporting land transport activities, n.e.c.                    | S                              | S                                    | S                         | S  | S                   | S                       | S                    |
| H52220                           | Service activities incidental to water transportation                 | 17                             | 217,248                              | 107,167                   | 110,080                                      | -                   | -                       | -                    |
| H52230                           | Service activities incidental to air transportation                   | S                              | S                                    | S                         | S  | S                   | S                       | S                    |
| H52241                           | Containerized cargo handling, auxiliary activity to<br>land transport | 3                              | 201,841                              | 198,333                   | 3,509  | -                   | -                       | -                    |
| H52244                           | Cargo handling, auxiliary activity to air transport                   |                                |                                      |                           |  |                     |                         |                      |
| H52291                           | Freight forwarding services   | 108                            | 15,953                               | 13,790                    | 2,163  | -                   | -                       | -                    |
| H52292                           | Customs brokerage (ship and aircraft)                                 | 41                             | 12,897                               | 12,897                    | -  | -                   | -                       | -                    |
| H52293                           | Logistics services  | 30                             | 1,726                                | 1,726                     | -  | -                   | -                       | -                    |
| H53202                           | Messenger service   | 44                             | 26,303                               | 26,275                    | 28   | -                   | -                       | -                    |
| Cordillera Administrative Region |   | 3                              | -                                    | -                         | -  | -                   | -                       | -                    |
| H49201                           | Inter-urban bus line operation  | 3                              | -                                    | -                         | -  | -                   | -                       | -                    |
| H49203                           | Local bus line operation  |                                |                                      |                           |  |                     |                         |                      |
| I-Ilocos Region                  |   | 6                              | 119                                  | 29                        | 90   | -                   | -                       | -                    |
| H49201                           | Inter-urban bus line operation  | S                              | S                                    | S                         | S  | S                   | S                       | S                    |
| H49204                           | Chartered buses operation (e.g. tourist buses)                        | S                              | S                                    | S                         | S  | S                   | S                       | S                    |
| H49332                           | Freight truck operation   | S                              | S                                    | S                         | S  | S                   | S                       | S                    |
| H52104                           | Cold storage  | S                              | S                                    | S                         | S  | S                   | S                       | S                    |
| II - Cagayan Valley              |   | 3                              | 4,377                                | 726                       | 2,588  | 1,063               | -                       | -                    |
| H49201                           | Inter-urban bus line operation  | S                              | S                                    | S                         | S  | S                   | S                       | S                    |
| H50122                           | Interisland water freight transport                                   | S                              | S                                    | S                         | S  | S                   | S                       | S                    |

TABLE 9a Number of Establishments and Value of Inventories for Transportation and Storage Establishments  
with Total Employment of 20 and Over by Region and Industry Sub-Class: Philippines, 2010 *(Continued)*

(Value in thousand pesos. Details may not add up to total due to rounding and/or statistical disclosure control)

| 2009<br>PSIC<br>Code | Region/<br>Industry Description   | Number<br>of<br>Establishments | Value of Inventories as of January 1 |                           |  |                     |                         |                      |
|----------------------|---|--------------------------------|--------------------------------------|---------------------------|--|---------------------|-------------------------|----------------------|
|                      |   |                                | Total                                | Materials<br>and Supplies | Fuels,<br>Lubricants,<br>Oils and<br>Greases | Goods<br>for Resale | Real Estate<br>for Sale | Other<br>Inventories |
|                      |   |                                | (1)                                  | (2)                       | (3)  | (4)                 | (5)                     | (6)                  |
| III - Central Luzon  |   | 26                             | 199,589                              | 196,659                   | 2,930  | -                   | -                       | -                    |
| H49201               | Inter-urban bus line operation  | 5                              | 99,200                               | 98,410                    | 790  | -                   | -                       | -                    |
| H49203               | Local bus line operation  | 3                              | 498                                  | 400                       | 98   | -                   | -                       | -                    |
| H49204               | Chartered buses operation (e.g. tourist buses)                            | }                              |                                      |                           |  |                     |                         |                      |
| H49332               | Freight truck operation   | 7                              | 5,964                                | 4,896                     | 1,067  | -                   | -                       | -                    |
| H51101               | Domestic air passenger transport  | s                              | s                                    | s                         | s  | s                   | s                       | s                    |
| H52101               | General bonded warehouses except grain warehouse                          | s                              | s                                    | s                         | s  | s                   | s                       | s                    |
| H52109               | Storage and warehousing, n.e.c.   | s                              | s                                    | s                         | s  | s                   | s                       | s                    |
| H52230               | Service activities incidental to air transportation                       | }                              |                                      |                           |  |                     |                         |                      |
| H52241               | Containerized cargo handling, auxiliary activity<br>to land transport     | }                              | 5                                    | 7,424                     | 7,201  | 224                 | -                       | -                    |
| H52244               | Cargo handling, auxiliary activity to air transport                       | }                              |                                      |                           |  |                     |                         |                      |
| H52291               | Freight forwarding services   | }                              |                                      |                           |  |                     |                         |                      |
| H52292               | Customs brokerage (ship and aircraft)                                     | }                              | 3                                    | 949                       | 198  | 751                 | -                       | -                    |
| H52293               | Logistics services  | }                              |                                      |                           |  |                     |                         |                      |
| IVA - CALABARZON     |   | 60                             | 320,985                              | 264,242                   | 56,743                                       | -                   | -                       | -                    |
| H49201               | Inter-urban bus line operation  | 10                             | 27,961                               | 5,318                     | 22,643                                       | -                   | -                       | -                    |
| H49202               | Urban and suburban bus line operation                                     | 3                              | 781                                  | 11                        | 771  | -                   | -                       | -                    |
| H49203               | Local bus line operation  | 4                              | 121                                  | 121                       | -  | -                   | -                       | -                    |
| H49204               | Chartered buses operation (e.g. tourist buses)                            | }                              |                                      |                           |  |                     |                         |                      |
| H49205               | Operation of school buses/shuttle   | }                              | 3                                    | -                         | -  | -                   | -                       | -                    |
| H49310               | Urban or suburban passenger land transport, except<br>by railways and bus | s                              | s                                    | s                         | s  | s                   | s                       | s                    |
| H49332               | Freight truck operation   | 21                             | 648                                  | 648                       | -  | -                   | -                       | -                    |
| H50112               | Interisland water passenger transport                                     | }                              |                                      |                           |  |                     |                         |                      |
| H50122               | Interisland water freight transport                                       | }                              | 3                                    | 41,601                    | 10,336                                       | 31,265              | -                       | -                    |
| H52104               | Cold storage  | }                              | 7                                    | 232,709                   | 232,334                                      | 374                 | -                       | -                    |
| H52109               | Storage and warehousing, n.e.c.   | }                              |                                      |                           |  |                     |                         |                      |
| H52220               | Service activities incidental to water transportation                     | 3                              | 1,210                                | 1,117                     | 93   | -                   | -                       | -                    |
| H52243               | Cargo handling, auxiliary activity to water transport                     | s                              | s                                    | s                         | s  | s                   | s                       | s                    |
| H52291               | Freight forwarding services   | }                              |                                      |                           |  |                     |                         |                      |
| H52293               | Logistics services  | }                              | 4                                    | 15,955                    | 14,358                                       | 1,597               | -                       | -                    |

TABLE 9a Number of Establishments and Value of Inventories for Transportation and Storage Establishments with Total Employment of 20 and Over by Region and Industry Sub-Class: Philippines, 2010 *(Continued)*

(Value in thousand pesos. Details may not add up to total due to rounding and/or statistical disclosure control)

| 2009<br>PSIC<br>Code | Region/<br>Industry Description   | Number<br>of<br>Establishments | Value of Inventories as of January 1 |                           |  |                     |                         |                      |
|----------------------|---|--------------------------------|--------------------------------------|---------------------------|--|---------------------|-------------------------|----------------------|
|                      |   |                                | Total                                | Materials<br>and Supplies | Fuels,<br>Lubricants,<br>Oils and<br>Greases | Goods<br>for Resale | Real Estate<br>for Sale | Other<br>Inventories |
|                      |   |                                | (1)                                  | (2)                       | (3)  | (4)                 | (5)                     | (6)                  |
|                      | IVB - MIMAROPA  | 10                             | -                                    | -                         | -  | -                   | -                       | -                    |
| H49203               | Local bus line operation  | S                              | S                                    | S                         | S  | S                   | S                       | S                    |
| H50122               | Interisland water freight transport                                     | S                              | S                                    | S                         | S  | S                   | S                       | S                    |
| H52220               | Service activities incidental to water transportation                   | 7                              | -                                    | -                         | -  | -                   | -                       | -                    |
| H52242               | Non- containerized cargo handling, auxiliary activity to land transport | S                              | S                                    | S                         | S  | S                   | S                       | S                    |
|                      | V - Bicol Region  | 18                             | 19,924                               | 5,214                     | 11,718                                       | 2,992               | -                       | -                    |
| H49201               | Inter-urban bus line operation  | }                              |                                      |                           |  |                     |                         |                      |
| H49203               | Local bus line operation  | }                              | 5                                    | 2,055                     | 1,600  | 455                 | -                       | -                    |
| H49332               | Freight truck operation   | S                              | S                                    | S                         | S  | S                   | S                       | S                    |
| H50112               | Interisland water passenger transport                                   | S                              | S                                    | S                         | S  | S                   | S                       | S                    |
| H50122               | Interisland water freight transport                                     | S                              | S                                    | S                         | S  | S                   | S                       | S                    |
| H50210               | Inland passenger water transport  | S                              | S                                    | S                         | S  | S                   | S                       | S                    |
| H52220               | Service activities incidental to water transportation                   | 8                              | 700                                  | 700                       | -  | -                   | -                       | -                    |
| H52291               | Freight forwarding services   | S                              | S                                    | S                         | S  | S                   | S                       | S                    |
|                      | VI - Western Visayas  | 28                             | 34,702                               | 30,820                    | 2,473  | 1,410               | -                       | -                    |
| H49201               | Inter-urban bus line operation  | }                              |                                      |                           |  |                     |                         |                      |
| H49203               | Local bus line operation  | }                              | 7                                    | 31,111                    | 30,730                                       | 382                 | -                       | -                    |
| H49204               | Chartered buses operation (e.g. tourist buses)                          | }                              |                                      |                           |  |                     |                         |                      |
| H49332               | Freight truck operation   | 8                              | -                                    | -                         | -  | -                   | -                       | -                    |
| H50112               | Interisland water passenger transport                                   | }                              |                                      |                           |  |                     |                         |                      |
| H50122               | Interisland water freight transport                                     | }                              | 5                                    | 1,191                     | 49   | 1,142               | -                       | -                    |
| H50210               | Inland passenger water transport  | S                              | S                                    | S                         | S  | S                   | S                       | S                    |
| H52109               | Storage and warehousing, n.e.c.   | S                              | S                                    | S                         | S  | S                   | S                       | S                    |
| H52220               | Service activities incidental to water transportation                   | 3                              | 58                                   | 31                        | 27   | -                   | -                       | -                    |
| H52291               | Freight forwarding services   | }                              | 3                                    | 23                        | -  | 23                  | -                       | -                    |
| H52292               | Customs brokerage (ship and aircraft)                                   | }                              |                                      |                           |  |                     |                         |                      |
|                      | VII - Central Visayas   | 76                             | 835,441                              | 708,453                   | 124,934                                      | 2,054               | -                       | -                    |
| H49203               | Local bus line operation  | 3                              | 171                                  | 171                       | -  | -                   | -                       | -                    |

TABLE 9a Number of Establishments and Value of Inventories for Transportation and Storage Establishments  
with Total Employment of 20 and Over by Region and Industry Sub-Class: Philippines, 2010 *(Continued)*

(Value in thousand pesos. Details may not add up to total due to rounding and/or statistical disclosure control)

| 2009<br>PSIC<br>Code     | Region/<br>Industry Description                       | Number<br>of<br>Establishments | Value of Inventories as of January 1 |                           |  |                     |                         |                      |     |
|--------------------------|---|--------------------------------|--------------------------------------|---------------------------|--|---------------------|-------------------------|----------------------|-----|
|                          |   |                                | Total                                | Materials<br>and Supplies | Fuels,<br>Lubricants,<br>Oils and<br>Greases | Goods<br>for Resale | Real Estate<br>for Sale | Other<br>Inventories |     |
|                          |   |                                |                                      |                           |  |                     |                         |                      | (1) |
| H49323                   | Public utility cars and taxicabs operation            | 5                              | 6,594                                | 5,707                     | 887  | -                   | -                       | -                    |     |
| H49331                   | Truck-for-hire operation (with driver)                | s                              | s                                    | s                         | s  | s                   | s                       | s                    |     |
| H49332                   | Freight truck operation                               | 11                             | 12,170                               | 7,993                     | 2,123  | 2,054               | -                       | -                    |     |
| H50112                   | Interisland water passenger transport                 | 22                             | 790,738                              | 670,562                   | 120,176                                      | -                   | -                       | -                    |     |
| H50121                   | Ocean freight transport                               | }                              | 10                                   | 4,972                     | 3,676  | 1,296               | -                       | -                    | -   |
| H50122                   | Interisland water freight transport                   |                                |                                      |                           |  |                     |                         |                      |     |
| H50210                   | Inland passenger water transport                      | s                              | s                                    | s                         | s  | s                   | s                       | s                    |     |
| H50220                   | Inland freight water transport                        | s                              | s                                    | s                         | s  | s                   | s                       | s                    |     |
| H51103                   | Non-scheduled air passenger transport                 | s                              | s                                    | s                         | s  | s                   | s                       | s                    |     |
| H51203                   | Non-scheduled air freight transport                   | s                              | s                                    | s                         | s  | s                   | s                       | s                    |     |
| H52104                   | Cold storage  | s                              | s                                    | s                         | s  | s                   | s                       | s                    |     |
| H52211                   | Freight terminal facilities for trucking companies    | s                              | s                                    | s                         | s  | s                   | s                       | s                    |     |
| H52220                   | Service activities incidental to water transportation | 8                              | 433                                  | 154                       | 279  | -                   | -                       | -                    |     |
| H52243                   | Cargo handling, auxiliary activity to water transport | s                              | s                                    | s                         | s  | s                   | s                       | s                    |     |
| H52291                   | Freight forwarding services                           | 4                              | -                                    | -                         | -  | -                   | -                       | -                    |     |
| H52292                   | Customs brokerage (ship and aircraft)                 | }                              | 3                                    | -                         | -  | -                   | -                       | -                    | -   |
| H52293                   | Logistics services                                    |                                |                                      |                           |  |                     |                         |                      |     |
| H53202                   | Messenger service                                     | s                              | s                                    | s                         | s  | s                   | s                       | s                    |     |
| VIII - Eastern Visayas   |   | 14                             | 3,823                                | 2,533                     | 1,290  | -                   | -                       | -                    |     |
| H49201                   | Inter-urban bus line operation                        | }                              | 4                                    | 540                       | -  | 540                 | -                       | -                    | -   |
| H49203                   | Local bus line operation                              |                                |                                      |                           |  |                     |                         |                      |     |
| H49204                   | Chartered buses operation (e.g. tourist buses)        |                                |                                      |                           |  |                     |                         |                      |     |
| H50112                   | Interisland water passenger transport                 | s                              | s                                    | s                         | s  | s                   | s                       | s                    |     |
| H50122                   | Interisland water freight transport                   | s                              | s                                    | s                         | s  | s                   | s                       | s                    |     |
| H52109                   | Storage and warehousing, n.e.c.                       | s                              | s                                    | s                         | s  | s                   | s                       | s                    |     |
| H52220                   | Service activities incidental to water transportation | }                              | 7                                    | 2                         | 2  | -                   | -                       | -                    | -   |
| H52243                   | Cargo handling, auxiliary activity to water transport |                                |                                      |                           |  |                     |                         |                      |     |
| IX - Zamboanga Peninsula |   | 9                              | 861                                  | 695                       | 166  | -                   | -                       | -                    |     |
| H50112                   | Interisland water passenger transport                 | 5                              | 98                                   | -                         | 98   | -                   | -                       | -                    |     |
| H52220                   | Service activities incidental to water transportation | }                              | 4                                    | 762                       | 694  | 68                  | -                       | -                    | -   |
| H52243                   | Cargo handling, auxiliary activity to water transport |                                |                                      |                           |  |                     |                         |                      |     |

TABLE 9a Number of Establishments and Value of Inventories for Transportation and Storage Establishments  
with Total Employment of 20 and Over by Region and Industry Sub-Class: Philippines, 2010 *(Continued)*

(Value in thousand pesos. Details may not add up to total due to rounding and/or statistical disclosure control)

| 2009<br>PSIC<br>Code | Region/<br>Industry Description                                 | Number<br>of<br>Establishments | Value of Inventories as of January 1 |                           |  |                     |                         |                      |
|----------------------|---|--------------------------------|--------------------------------------|---------------------------|--|---------------------|-------------------------|----------------------|
|                      |   |                                | Total                                | Materials<br>and Supplies | Fuels,<br>Lubricants,<br>Oils and<br>Greases | Goods<br>for Resale | Real Estate<br>for Sale | Other<br>Inventories |
|                      |   |                                |                                      |                           |  |                     |                         |                      |
|                      | X - Northern Mindanao   | 27                             | 59,316                               | 42,499                    | 16,817                                       | -                   | -                       | -                    |
| H49201               | Inter-urban bus line operation                                  | 3                              | 40,544                               | 40,544                    | -  | -                   | -                       | -                    |
| H49204               | Chartered buses operation (e.g. tourist buses)                  | s                              | s                                    | s                         | s  | s                   | s                       | s                    |
| H49332               | Freight truck operation   | 8                              | 13,731                               | 475                       | 13,256                                       | -                   | -                       | -                    |
| H50112               | Interisland water passenger transport                           | s                              | s                                    | s                         | s  | s                   | s                       | s                    |
| H52220               | Service activities incidental to water transportation           | 8                              | 1,405                                | 1,405                     | -  | -                   | -                       | -                    |
| H52243               | Cargo handling, auxiliary activity to water transport           | 3                              | 2,562                                | -                         | 2,562  | -                   | -                       | -                    |
| H52291               | Freight forwarding services                                     | s                              | s                                    | s                         | s  | s                   | s                       | s                    |
| H52292               | Customs brokerage (ship and aircraft)                           | s                              | s                                    | s                         | s  | s                   | s                       | s                    |
|                      | XI - Davao Region   | 30                             | 69,713                               | 56,785                    | 12,928                                       | -                   | -                       | -                    |
| H49202               | Urban and suburban bus line operation                           | }                              |                                      |                           |  |                     |                         |                      |
| H49203               | Local bus line operation  | }                              | 7                                    | 20,272                    | 13,828                                       | 6,443               | -                       | -                    |
| H49323               | Public utility cars and taxicabs operation                      | s                              | s                                    | s                         | s  | s                   | s                       | s                    |
| H49332               | Freight truck operation   | 9                              | 30,799                               | 25,076                    | 5,723  | -                   | -                       | -                    |
| H50123               | Towing and pushing services on coastal and trans-oceanic waters | s                              | s                                    | s                         | s  | s                   | s                       | s                    |
| H52103               | Customs bonded warehouses                                       | s                              | s                                    | s                         | s  | s                   | s                       | s                    |
| H52220               | Service activities incidental to water transportation           | 8                              | 15,461                               | 14,773                    | 688  | -                   | -                       | -                    |
| H52291               | Freight forwarding services                                     | }                              | 3                                    | 2,259                     | 2,259  | -                   | -                       | -                    |
| H52292               | Customs brokerage (ship and aircraft)                           | }                              |                                      |                           |  |                     |                         |                      |
|                      | XII - SOCCSKSARGEN  | a/ 15                          | a/ 29,200                            | a/ 20,628                 | a/ 8,570                                     | a/ -                | a/ -                    | a/ -                 |
| H49201               | Inter-urban bus line operation                                  | s                              | s                                    | s                         | s  | s                   | s                       | s                    |
| H49332               | Freight truck operation   | 5                              | 3,794                                | 2,181                     | 1,613  | -                   | -                       | -                    |
| H50122               | Interisland water freight transport                             | s                              | s                                    | s                         | s  | s                   | s                       | s                    |
| H52104               | Cold storage  | s                              | s                                    | s                         | s  | s                   | s                       | s                    |
| H52220               | Service activities incidental to water transportation           | b/ 4                           | b/ 207                               | b/ 169                    | b/ 37  | b/ -                | b/ -                    | b/ -                 |
| H52243               | Cargo handling, auxiliary activity to water transport           | s                              | s                                    | s                         | s  | s                   | s                       | s                    |
| H52291               | Freight forwarding services                                     | s                              | s                                    | s                         | s  | s                   | s                       | s                    |

TABLE 9a Number of Establishments and Value of Inventories for Transportation and Storage Establishments  
with Total Employment of 20 and Over by Region and Industry Sub-Class: Philippines, 2010 *(Continued)*

(Value in thousand pesos. Details may not add up to total due to rounding and/or statistical disclosure control)

| 2009<br>PSIC<br>Code | Region/<br>Industry Description                       | Number<br>of<br>Establishments | Value of Inventories as of January 1 |                           |  |                     |                         |                      |
|----------------------|---|--------------------------------|--------------------------------------|---------------------------|--|---------------------|-------------------------|----------------------|
|                      |   |                                | Total                                | Materials<br>and Supplies | Fuels,<br>Lubricants,<br>Oils and<br>Greases | Goods<br>for Resale | Real Estate<br>for Sale | Other<br>Inventories |
|                      |   | (1)                            | (2)                                  | (3)                       | (4)  | (5)                 | (6)                     | (7)                  |
|                      | <b>XIII - Caraga</b>                                  | <b>5</b>                       | <b>113</b>                           | <b>72</b>                 | <b>40</b>                                    | <b>-</b>            | <b>-</b>                | <b>-</b>             |
| H49331               | Truck-for-hire operation (with driver)                | s                              | s                                    | s                         | s  | s                   | s                       | s                    |
| H49332               | Freight truck operation                               | s                              | s                                    | s                         | s  | s                   | s                       | s                    |
| H52220               | Service activities incidental to water transportation | s                              | s                                    | s                         | s  | s                   | s                       | s                    |
|                      | <b>Autonomous Region in Muslim Mindanao</b>           | <b>c/</b>                      | <b>c/</b>                            | <b>c/</b>                 | <b>c/</b>                                    | <b>c/</b>           | <b>c/</b>               | <b>c/</b>            |
| H52220               | Service activities incidental to water transportation | d/                             | d/                                   | d/                        | d/   | d/                  | d/                      | d/                   |

TABLE 9a Number of Establishments and Value of Inventories for Transportation and Storage Establishments  
with Total Employment of 20 and Over by Region and Industry Sub-Class: Philippines, 2010 *(Continued)*

(Value in thousand pesos. Details may not add up to total due to rounding and/or statistical disclosure control)

| 2009<br>PSIC<br>Code | Region/<br>Industry Description   | Value of Inventories as of December 31 |                           |  |                     |                         |                      |
|----------------------|---|--|---------------------------|--|---------------------|-------------------------|----------------------|
|                      |   | Total                                  | Materials<br>and Supplies | Fuels, Lubricants,<br>Oils and Greases | Goods<br>for Resale | Real Estate<br>for Sale | Other<br>Inventories |
|                      |   | (8)                                    | (9)                       | (10)                                   | (11)                | (12)                    | (13)                 |
|                      | <b>Philippines</b>  | <b>7,408,559</b>                       | <b>4,186,065</b>          | <b>3,192,145</b>                       | <b>30,348</b>       | <b>-</b>                | <b>-</b>             |
| H49111               | Inter-urban passenger railway transport }                                 |  |                           |  |                     |                         | -                    |
| H49112               | Urban and suburban railway transport }                                    | 884,952                                | 880,422                   | 4,530                                  | -                   | -                       | -                    |
| H49201               | Inter-urban bus line operation  | 552,537                                | 427,092                   | 125,445                                | -                   | -                       | -                    |
| H49202               | Urban and suburban bus line operation                                     | 30,548                                 | 20,252                    | 10,296                                 | -                   | -                       | -                    |
| H49203               | Local bus line operation  | 42,565                                 | 21,611                    | 20,954                                 | -                   | -                       | -                    |
| H49204               | Chartered buses operation (e.g. tourist buses)                            | 1,490                                  | 436                       | 1,053                                  | -                   | -                       | -                    |
| H49205               | Operation of school buses/shuttle   | 1,873                                  | 1,270                     | 602                                    | -                   | -                       | -                    |
| H49310               | Urban or suburban passenger land transport,<br>except by railways and bus | s                                      | s                         | s                                      | s                   | s                       | s                    |
| H49323               | Public utility cars and taxicabs operation }                              | 25,313                                 | 13,457                    | 11,855                                 | -                   | -                       | -                    |
| H49324               | Chartered cars operation (rent-a-car) }                                   |  |                           |  |                     |                         |                      |
| H49331               | Truck-for-hire operation (with driver)                                    | 1,169                                  | 1,169                     | -                                      | -                   | -                       | -                    |
| H49332               | Freight truck operation   | 107,164                                | 42,510                    | 37,441                                 | 27,213              | -                       | -                    |
| H49339               | Freight transport operation, by road, n.e.c.                              | s                                      | s                         | s                                      | s                   | s                       | s                    |
| H49400               | Transport via pipeline  | s                                      | s                         | s                                      | s                   | s                       | s                    |
| H50111               | Ocean passenger transport   | s                                      | s                         | s                                      | s                   | s                       | s                    |
| H50112               | Interisland water passenger transport                                     | 2,026,204                              | 789,593                   | 1,236,611                              | -                   | -                       | -                    |
| H50113               | Renting of ship with operator   | s                                      | s                         | s                                      | s                   | s                       | s                    |
| H50121               | Ocean freight transport   | 56,911                                 | 24,034                    | 32,878                                 | -                   | -                       | -                    |
| H50122               | Interisland water freight transport                                       | 264,287                                | 33,654                    | 228,728                                | 1,905               | -                       | -                    |
| H50123               | Towing and pushing services on coastal and trans-<br>oceanic waters       | s                                      | s                         | s                                      | s                   | s                       | s                    |
| H50210               | Inland passenger water transport }  | 22,784                                 | 20,940                    | 614                                    | 1,230               | -                       | -                    |
| H50220               | Inland freight water transport }  |  |                           |  |                     |                         | -                    |
| H51101               | Domestic air passenger transport }  | 2,272,370                              | 930,383                   | 1,341,987                              | -                   | -                       | -                    |
| H51102               | International air passenger transport }                                   |  |                           |  |                     |                         |                      |
| H51103               | Non-scheduled air passenger transport                                     | 35,676                                 | 35,587                    | 90                                     | -                   | -                       | -                    |
| H51203               | Non-scheduled air freight transport                                       | s                                      | s                         | s                                      | s                   | s                       | s                    |
| H52101               | General bonded warehouses except grain warehouse }                        |  |                           |  |                     |                         |                      |
| H52103               | Customs bonded warehouses }   | 457                                    | 356                       | 100                                    | -                   | -                       | -                    |
| H52104               | Cold storage  | 13,191                                 | 8,309                     | 4,882                                  | -                   | -                       | -                    |
| H52109               | Storage and warehousing, n.e.c.   | 386,267                                | 386,267                   | -                                      | -                   | -                       | -                    |
| H52211               | Freight terminal facilities for trucking companies                        | s                                      | s                         | s                                      | s                   | s                       | s                    |
| H52212               | Operation of parking lots   | 3,083                                  | 3,083                     | -                                      | -                   | -                       | -                    |
| H52213               | Operation of toll roads and bridges                                       | 67,345                                 | 67,345                    | -                                      | -                   | -                       | -                    |
| H52219               | Other supporting land transport activities, n.e.c.                        | s                                      | s                         | s                                      | s                   | s                       | s                    |
| H52220               | Service activities incidental to water transportation                     | 259,122                                | 142,532                   | 116,590                                | -                   | -                       | -                    |

TABLE 9a Number of Establishments and Value of Inventories for Transportation and Storage Establishments  
with Total Employment of 20 and Over by Region and Industry Sub-Class: Philippines, 2010 *(Continued)*

(Value in thousand pesos. Details may not add up to total due to rounding and/or statistical disclosure control)

| 2009<br>PSIC<br>Code           | Region/<br>Industry Description  | Value of Inventories as of December 31 |                           |  |                     |                         |                      |
|--------------------------------|--|--|---------------------------|--|---------------------|-------------------------|----------------------|
|                                |  | Total                                  | Materials<br>and Supplies | Fuels, Lubricants,<br>Oils and Greases | Goods<br>for Resale | Real Estate<br>for Sale | Other<br>Inventories |
|                                |  | (8)                                    | (9)                       | (10)                                   | (11)                | (12)                    | (13)                 |
| H52230                         | Service activities incidental to air transportation                        | 1,940                                  | 1,823                     | 117                                    | -                   | -                       | -                    |
| H52241                         | Containerized cargo handling, auxiliary activity to<br>land transport      | 237,221                                | 233,999                   | 3,221                                  | -                   | -                       | -                    |
| H52242                         | Non- containerized cargo handling, auxiliary activity<br>to land transport | s                                      | s                         | s                                      | s                   | s                       | s                    |
| H52243                         | Cargo handling, auxiliary activity to water transport                      | 14,159                                 | 8,143                     | 6,016                                  | -                   | -                       | -                    |
| H52244                         | Cargo handling, auxiliary activity to air transport                        |  |                           |  |                     |                         |                      |
| H52291                         | Freight forwarding services  | 35,038                                 | 31,838                    | 3,201                                  | -                   | -                       | -                    |
| H52292                         | Customs brokerage (ship and aircraft)                                      | 8,244                                  | 7,149                     | 1,095                                  | -                   | -                       | -                    |
| H52293                         | Logistics services   | 11,126                                 | 7,325                     | 3,801                                  | -                   | -                       | -                    |
| H53202                         | Messenger service  | 27,224                                 | 27,185                    | 39                                     | -                   | -                       | -                    |
| <b>National Capital Region</b> |  | <b>4,621,796</b>                       | <b>2,679,297</b>          | <b>1,942,499</b>                       | -                   | -                       | -                    |
| H49111                         | Inter-urban passenger railway transport                                    |  |                           |  |                     |                         |                      |
| H49112                         | Urban and suburban railway transport                                       | 884,952                                | 880,422                   | 4,530                                  | -                   | -                       | -                    |
| H49201                         | Inter-urban bus line operation   | 316,934                                | 229,361                   | 87,573                                 | -                   | -                       | -                    |
| H49202                         | Urban and suburban bus line operation                                      | 19,190                                 | 10,900                    | 8,290                                  | -                   | -                       | -                    |
| H49203                         | Local bus line operation   | 2,589                                  | 1,325                     | 1,265                                  | -                   | -                       | -                    |
| H49204                         | Chartered buses operation (e.g. tourist buses)                             | 818                                    | -                         | 818                                    | -                   | -                       | -                    |
| H49205                         | Operation of school buses/shuttle  | 1,873                                  | 1,270                     | 602                                    | -                   | -                       | -                    |
| H49323                         | Public utility cars and taxicabs operation                                 | 14,786                                 | 4,201                     | 10,585                                 | -                   | -                       | -                    |
| H49324                         | Chartered cars operation (rent-a-car)                                      |  |                           |  |                     |                         |                      |
| H49331                         | Truck-for-hire operation (with driver)                                     | s                                      | s                         | s                                      | s                   | s                       | s                    |
| H49332                         | Freight truck operation  | 16,978                                 | 12,580                    | 4,398                                  | -                   | -                       | -                    |
| H49339                         | Freight transport operation, by road, n.e.c.                               | s                                      | s                         | s                                      | s                   | s                       | s                    |
| H49400                         | Transport via pipeline   | s                                      | s                         | s                                      | s                   | s                       | s                    |
| H50111                         | Ocean passenger transport  |  |                           |  |                     |                         |                      |
| H50112                         | Interisland water passenger transport                                      | 233,545                                | 118,903                   | 114,642                                | -                   | -                       | -                    |
| H50113                         | Renting of ship with operator  | s                                      | s                         | s                                      | s                   | s                       | s                    |
| H50121                         | Ocean freight transport  | 56,342                                 | 23,464                    | 32,878                                 | -                   | -                       | -                    |
| H50122                         | Interisland water freight transport  | 235,424                                | 24,265                    | 211,159                                | -                   | -                       | -                    |
| H50123                         | Towing and pushing services on coastal and trans-<br>oceanic waters        | s                                      | s                         | s                                      | s                   | s                       | s                    |
| H50210                         | Inland passenger water transport   | s                                      | s                         | s                                      | s                   | s                       | s                    |
| H51101                         | Domestic air passenger transport   | 2,182,011                              | 840,024                   | 1,341,987                              | -                   | -                       | -                    |
| H51102                         | International air passenger transport                                      |  |                           |  |                     |                         |                      |
| H51103                         | Non-scheduled air passenger transport                                      | 35,676                                 | 35,587                    | 90                                     | -                   | -                       | -                    |

TABLE 9a Number of Establishments and Value of Inventories for Transportation and Storage Establishments  
with Total Employment of 20 and Over by Region and Industry Sub-Class: Philippines, 2010 *(Continued)*

(Value in thousand pesos. Details may not add up to total due to rounding and/or statistical disclosure control)

| 2009<br>PSIC<br>Code                    | Region/<br>Industry Description                                       | Value of Inventories as of December 31 |                           |  |                     |                         |                      |
|---|---|--|---------------------------|--|---------------------|-------------------------|----------------------|
|   |   | Total                                  | Materials<br>and Supplies | Fuels, Lubricants,<br>Oils and Greases | Goods<br>for Resale | Real Estate<br>for Sale | Other<br>Inventories |
|   |   | (8)                                    | (9)                       | (10)                                   | (11)                | (12)                    | (13)                 |
| H52103                                  | Customs bonded warehouses   | 457                                    | 356                       | 100                                    | -                   | -                       | -                    |
| H52104                                  | Cold storage  | 8,902                                  | 4,556                     | 4,347                                  | -                   | -                       | -                    |
| H52109                                  | Storage and warehousing, n.e.c.                                       | -                                      | -                         | -                                      | -                   | -                       | -                    |
| H52211                                  | Freight terminal facilities for trucking companies                    | S                                      | S                         | S                                      | S                   | S                       | S                    |
| H52212                                  | Operation of parking lots   | 3,083                                  | 3,083                     | -                                      | -                   | -                       | -                    |
| H52213                                  | Operation of toll roads and bridges                                   | 67,345                                 | 67,345                    | -                                      | -                   | -                       | -                    |
| H52219                                  | Other supporting land transport activities, n.e.c.                    | S                                      | S                         | S                                      | S                   | S                       | S                    |
| H52220                                  | Service activities incidental to water transportation                 | 232,830                                | 118,365                   | 114,465                                | -                   | -                       | -                    |
| H52230                                  | Service activities incidental to air transportation                   | S                                      | S                         | S                                      | S                   | S                       | S                    |
| H52241                                  | Containerized cargo handling, auxiliary activity to<br>land transport | 231,347                                | 228,082                   | 3,265                                  | -                   | -                       | -                    |
| H52244                                  | Cargo handling, auxiliary activity to air transport                   |  |                           |  |                     |                         |                      |
| H52291                                  | Freight forwarding services   | 13,635                                 | 12,582                    | 1,053                                  | -                   | -                       | -                    |
| H52292                                  | Customs brokerage (ship and aircraft)                                 | 7,509                                  | 7,093                     | 416                                    | -                   | -                       | -                    |
| H52293                                  | Logistics services  | 7,325                                  | 7,325                     | -                                      | -                   | -                       | -                    |
| H53202                                  | Messenger service   | 27,224                                 | 27,185                    | 39                                     | -                   | -                       | -                    |
| <b>Cordillera Administrative Region</b> |   | -                                      | -                         | -                                      | -                   | -                       | -                    |
| H49201                                  | Inter-urban bus line operation  | -                                      | -                         | -                                      | -                   | -                       | -                    |
| H49203                                  | Local bus line operation  |  |                           |  |                     |                         |                      |
| <b>I-Ilocos Region</b>                  |   | <b>138</b>                             | <b>35</b>                 | <b>103</b>                             | <b>-</b>            | <b>-</b>                | <b>-</b>             |
| H49201                                  | Inter-urban bus line operation  | S                                      | S                         | S                                      | S                   | S                       | S                    |
| H49204                                  | Chartered buses operation (e.g. tourist buses)                        | S                                      | S                         | S                                      | S                   | S                       | S                    |
| H49332                                  | Freight truck operation   | S                                      | S                         | S                                      | S                   | S                       | S                    |
| H52104                                  | Cold storage  | S                                      | S                         | S                                      | S                   | S                       | S                    |
| <b>II - Cagayan Valley</b>              |   | <b>3,595</b>                           | <b>543</b>                | <b>1,147</b>                           | <b>1,905</b>        | <b>-</b>                | <b>-</b>             |
| H49201                                  | Inter-urban bus line operation  | S                                      | S                         | S                                      | S                   | S                       | S                    |
| H50122                                  | Interisland water freight transport                                   | S                                      | S                         | S                                      | S                   | S                       | S                    |

TABLE 9a Number of Establishments and Value of Inventories for Transportation and Storage Establishments  
with Total Employment of 20 and Over by Region and Industry Sub-Class: Philippines, 2010 *(Continued)*

(Value in thousand pesos. Details may not add up to total due to rounding and/or statistical disclosure control)

| 2009<br>PSIC<br>Code | Region/<br>Industry Description   | Value of Inventories as of December 31 |                           |  |                     |                         |                      |
|----------------------|---|--|---------------------------|--|---------------------|-------------------------|----------------------|
|                      |   | Total                                  | Materials<br>and Supplies | Fuels, Lubricants,<br>Oils and Greases | Goods<br>for Resale | Real Estate<br>for Sale | Other<br>Inventories |
|                      |   | (8)                                    | (9)                       | (10)                                   | (11)                | (12)                    | (13)                 |
|                      | III - Central Luzon   | 230,407                                | 225,377                   | 5,030                                  | -                   | -                       | -                    |
| H49201               | Inter-urban bus line operation  | 115,225                                | 113,047                   | 2,178                                  | -                   | -                       | -                    |
| H49203               | Local bus line operation  | 628                                    | 543                       | 85                                     | -                   | -                       | -                    |
| H49204               | Chartered buses operation (e.g. tourist buses)                            |  |                           |  |                     |                         |                      |
| H49332               | Freight truck operation   | 6,743                                  | 5,027                     | 1,716                                  | -                   | -                       | -                    |
| H51101               | Domestic air passenger transport  | s                                      | s                         | s                                      | s                   | s                       | s                    |
| H52101               | General bonded warehouses except grain warehouse                          | s                                      | s                         | s                                      | s                   | s                       | s                    |
| H52109               | Storage and warehousing, n.e.c.   | s                                      | s                         | s                                      | s                   | s                       | s                    |
| H52230               | Service activities incidental to air transportation                       |  |                           |  |                     |                         |                      |
| H52241               | Containerized cargo handling, auxiliary activity<br>to land transport     | 14,051                                 | 13,838                    | 213                                    | -                   | -                       | -                    |
| H52244               | Cargo handling, auxiliary activity to air transport                       |  |                           |  |                     |                         |                      |
| H52291               | Freight forwarding services   |  |                           |  |                     |                         |                      |
| H52292               | Customs brokerage (ship and aircraft)                                     | 1,110                                  | 273                       | 837                                    | -                   | -                       | -                    |
| H52293               | Logistics services  |  |                           |  |                     |                         |                      |
|                      | IVA - CALABARZON  | 458,433                                | 410,144                   | 48,288                                 | -                   | -                       | -                    |
| H49201               | Inter-urban bus line operation  | 34,280                                 | 4,913                     | 29,366                                 | -                   | -                       | -                    |
| H49202               | Urban and suburban bus line operation                                     | 238                                    | 10                        | 229                                    | -                   | -                       | -                    |
| H49203               | Local bus line operation  | 323                                    | 323                       | -                                      | -                   | -                       | -                    |
| H49204               | Chartered buses operation (e.g. tourist buses)                            |  |                           |  |                     |                         |                      |
| H49205               | Operation of school buses/shuttle   | -                                      | -                         | -                                      | -                   | -                       | -                    |
| H49310               | Urban or suburban passenger land transport, except<br>by railways and bus | s                                      | s                         | s                                      | s                   | s                       | s                    |
| H49332               | Freight truck operation   | 1,210                                  | 650                       | 560                                    | -                   | -                       | -                    |
| H50112               | Interisland water passenger transport                                     |  |                           |  |                     |                         |                      |
| H50122               | Interisland water freight transport                                       | 18,960                                 | 4,557                     | 14,404                                 | -                   | -                       | -                    |
| H52104               | Cold storage  | 386,156                                | 385,621                   | 535                                    | -                   | -                       | -                    |
| H52109               | Storage and warehousing, n.e.c.   |  |                           |  |                     |                         |                      |
| H52220               | Service activities incidental to water transportation                     | 1,952                                  | 1,721                     | 231                                    | -                   | -                       | -                    |
| H52243               | Cargo handling, auxiliary activity to water transport                     | s                                      | s                         | s                                      | s                   | s                       | s                    |
| H52291               | Freight forwarding services   |  |                           |  |                     |                         |                      |
| H52293               | Logistics services  | 15,313                                 | 12,349                    | 2,964                                  | -                   | -                       | -                    |

TABLE 9a Number of Establishments and Value of Inventories for Transportation and Storage Establishments with Total Employment of 20 and Over by Region and Industry Sub-Class: Philippines, 2010 *(Continued)*

(Value in thousand pesos. Details may not add up to total due to rounding and/or statistical disclosure control)

| 2009<br>PSIC<br>Code  | Region/<br>Industry Description   | Value of Inventories as of December 31 |                           |  |                     |                         |                      |
|-----------------------|---|--|---------------------------|--|---------------------|-------------------------|----------------------|
|                       |   | Total                                  | Materials<br>and Supplies | Fuels, Lubricants,<br>Oils and Greases | Goods<br>for Resale | Real Estate<br>for Sale | Other<br>Inventories |
|                       |   | (8)                                    | (9)                       | (10)                                   | (11)                | (12)                    | (13)                 |
| IVB - MIMAROPA        |   | -                                      | -                         | -                                      | -                   | -                       | -                    |
| H49203                | Local bus line operation  | S                                      | S                         | S                                      | S                   | S                       | S                    |
| H50122                | Interisland water freight transport                                     | S                                      | S                         | S                                      | S                   | S                       | S                    |
| H52220                | Service activities incidental to water transportation                   | -                                      | -                         | -                                      | -                   | -                       | -                    |
| H52242                | Non- containerized cargo handling, auxiliary activity to land transport | S                                      | S                         | S                                      | S                   | S                       | S                    |
| V - Bicol Region      |   | 27,777                                 | 5,356                     | 19,280                                 | 3,142               | -                       | -                    |
| H49201                | Inter-urban bus line operation  | }                                      |                           |  |                     |                         |                      |
| H49203                | Local bus line operation  | }                                      | 2,236                     | 1,610                                  | 626                 | -                       | -                    |
| H49332                | Freight truck operation   | S                                      | S                         | S                                      | S                   | S                       | S                    |
| H50112                | Interisland water passenger transport                                   | S                                      | S                         | S                                      | S                   | S                       | S                    |
| H50122                | Interisland water freight transport                                     | S                                      | S                         | S                                      | S                   | S                       | S                    |
| H50210                | Inland passenger water transport  | S                                      | S                         | S                                      | S                   | S                       | S                    |
| H52220                | Service activities incidental to water transportation                   | 1,173                                  | 1,173                     | -                                      | -                   | -                       | -                    |
| H52291                | Freight forwarding services   | S                                      | S                         | S                                      | S                   | S                       | S                    |
| VI - Western Visayas  |   | 39,298                                 | 35,137                    | 2,931                                  | 1,230               | -                       | -                    |
| H49201                | Inter-urban bus line operation  | }                                      |                           |  |                     |                         |                      |
| H49203                | Local bus line operation  | }                                      | 35,385                    | 35,003                                 | 381                 | -                       | -                    |
| H49204                | Chartered buses operation (e.g. tourist buses)                          | }                                      |                           |  |                     |                         |                      |
| H49332                | Freight truck operation   | -                                      | -                         | -                                      | -                   | -                       | -                    |
| H50112                | Interisland water passenger transport                                   | }                                      |                           |  |                     |                         |                      |
| H50122                | Interisland water freight transport                                     | }                                      | 1,939                     | 74                                     | 1,865               | -                       | -                    |
| H50210                | Inland passenger water transport  | S                                      | S                         | S                                      | S                   | S                       | S                    |
| H52109                | Storage and warehousing, n.e.c.   | S                                      | S                         | S                                      | S                   | S                       | S                    |
| H52220                | Service activities incidental to water transportation                   | 70                                     | 42                        | 28                                     | -                   | -                       | -                    |
| H52291                | Freight forwarding services   | }                                      | 50                        | -                                      | 50                  | -                       | -                    |
| H52292                | Customs brokerage (ship and aircraft)                                   | }                                      |                           |  |                     |                         |                      |
| VII - Central Visayas |   | 1,838,368                              | 705,400                   | 1,108,896                              | 24,071              | -                       | -                    |
| H49203                | Local bus line operation  | 272                                    | 272                       | -                                      | -                   | -                       | -                    |

TABLE 9a Number of Establishments and Value of Inventories for Transportation and Storage Establishments  
with Total Employment of 20 and Over by Region and Industry Sub-Class: Philippines, 2010 *(Continued)*

(Value in thousand pesos. Details may not add up to total due to rounding and/or statistical disclosure control)

| 2009<br>PSIC<br>Code            | Region/<br>Industry Description                         | Value of Inventories as of December 31 |                           |  |                     |                         |                      |
|---------------------------------|---|--|---------------------------|--|---------------------|-------------------------|----------------------|
|                                 |   | Total                                  | Materials<br>and Supplies | Fuels, Lubricants,<br>Oils and Greases | Goods<br>for Resale | Real Estate<br>for Sale | Other<br>Inventories |
|                                 |   | (8)                                    | (9)                       | (10)                                   | (11)                | (12)                    | (13)                 |
| H49323                          | Public utility cars and taxicabs operation              | 9,800                                  | 8,609                     | 1,191                                  | -                   | -                       | -                    |
| H49331                          | Truck-for-hire operation (with driver)                  | s                                      | s                         | s                                      | s                   | s                       | s                    |
| H49332                          | Freight truck operation                                 | 26,645                                 | 710                       | 1,864                                  | 24,071              | -                       | -                    |
| H50112                          | Interisland water passenger transport                   | 1,775,013                              | 670,690                   | 1,104,323                              | -                   | -                       | -                    |
| H50121                          | Ocean freight transport }                               |  |                           |  |                     |                         |                      |
| H50122                          | Interisland water freight transport }                   | 4,605                                  | 3,656                     | 950                                    | -                   | -                       | -                    |
| H50210                          | Inland passenger water transport                        | s                                      | s                         | s                                      | s                   | s                       | s                    |
| H50220                          | Inland freight water transport                          | s                                      | s                         | s                                      | s                   | s                       | s                    |
| H51103                          | Non-scheduled air passenger transport                   | s                                      | s                         | s                                      | s                   | s                       | s                    |
| H51203                          | Non-scheduled air freight transport                     | s                                      | s                         | s                                      | s                   | s                       | s                    |
| H52104                          | Cold storage  | s                                      | s                         | s                                      | s                   | s                       | s                    |
| H52211                          | Freight terminal facilities for trucking companies      | s                                      | s                         | s                                      | s                   | s                       | s                    |
| H52220                          | Service activities incidental to water transportation   | 526                                    | 176                       | 350                                    | -                   | -                       | -                    |
| H52243                          | Cargo handling, auxiliary activity to water transport   | s                                      | s                         | s                                      | s                   | s                       | s                    |
| H52291                          | Freight forwarding services                             | -                                      | -                         | -                                      | -                   | -                       | -                    |
| H52292                          | Customs brokerage (ship and aircraft) }                 |  |                           |  |                     |                         |                      |
| H52293                          | Logistics services }                                    | -                                      | -                         | -                                      | -                   | -                       | -                    |
| H53202                          | Messenger service                                       | s                                      | s                         | s                                      | s                   | s                       | s                    |
| <b>VIII - Eastern Visayas</b>   |   | <b>1,194</b>                           | <b>291</b>                | <b>903</b>                             | <b>-</b>            | <b>-</b>                | <b>-</b>             |
| H49201                          | Inter-urban bus line operation }                        |  |                           |  |                     |                         |                      |
| H49203                          | Local bus line operation }                              | 150                                    | -                         | 150                                    | -                   | -                       | -                    |
| H49204                          | Chartered buses operation (e.g. tourist buses) }        |  |                           |  |                     |                         |                      |
| H50112                          | Interisland water passenger transport                   | s                                      | s                         | s                                      | s                   | s                       | s                    |
| H50122                          | Interisland water freight transport                     | s                                      | s                         | s                                      | s                   | s                       | s                    |
| H52109                          | Storage and warehousing, n.e.c.                         | s                                      | s                         | s                                      | s                   | s                       | s                    |
| H52220                          | Service activities incidental to water transportation } | 6                                      | 3                         | 3                                      | -                   | -                       | -                    |
| H52243                          | Cargo handling, auxiliary activity to water transport } |  |                           |  |                     |                         |                      |
| <b>IX - Zamboanga Peninsula</b> |   | <b>1,276</b>                           | <b>1,033</b>              | <b>242</b>                             | <b>-</b>            | <b>-</b>                | <b>-</b>             |
| H50112                          | Interisland water passenger transport                   | 122                                    | -                         | 122                                    | -                   | -                       | -                    |
| H52220                          | Service activities incidental to water transportation } | 1,153                                  | 1,033                     | 120                                    | -                   | -                       | -                    |
| H52243                          | Cargo handling, auxiliary activity to water transport } |  |                           |  |                     |                         |                      |

TABLE 9a Number of Establishments and Value of Inventories for Transportation and Storage Establishments  
with Total Employment of 20 and Over by Region and Industry Sub-Class: Philippines, 2010 *(Continued)*

(Value in thousand pesos. Details may not add up to total due to rounding and/or statistical disclosure control)

| 2009<br>PSIC<br>Code  | Region/<br>Industry Description                                 | Value of Inventories as of December 31 |                           |  |                     |                         |                      |
|-----------------------|---|--|---------------------------|--|---------------------|-------------------------|----------------------|
|                       |   | Total                                  | Materials<br>and Supplies | Fuels, Lubricants,<br>Oils and Greases | Goods<br>for Resale | Real Estate<br>for Sale | Other<br>Inventories |
|                       |   | (8)                                    | (9)                       | (10)                                   | (11)                | (12)                    | (13)                 |
| X - Northern Mindanao |   | 45,853                                 | 26,492                    | 19,362                                 | -                   | -                       | -                    |
| H49201                | Inter-urban bus line operation                                  | 25,461                                 | 25,461                    | -                                      | -                   | -                       | -                    |
| H49204                | Chartered buses operation (e.g. tourist buses)                  | s                                      | s                         | s                                      | s                   | s                       | s                    |
| H49332                | Freight truck operation   | 13,773                                 | 894                       | 12,879                                 | -                   | -                       | -                    |
| H50112                | Interisland water passenger transport                           | s                                      | s                         | s                                      | s                   | s                       | s                    |
| H52220                | Service activities incidental to water transportation           | 73                                     | 73                        | -                                      | -                   | -                       | -                    |
| H52243                | Cargo handling, auxiliary activity to water transport           | 5,657                                  | -                         | 5,657                                  | -                   | -                       | -                    |
| H52291                | Freight forwarding services                                     | s                                      | s                         | s                                      | s                   | s                       | s                    |
| H52292                | Customs brokerage (ship and aircraft)                           | s                                      | s                         | s                                      | s                   | s                       | s                    |
| XI - Davao Region     |   | 107,331                                | 71,948                    | 35,383                                 | -                   | -                       | -                    |
| H49202                | Urban and suburban bus line operation                           | }                                      |                           |  |                     |                         |                      |
| H49203                | Local bus line operation  | }                                      | 49,716                    | 28,640                                 | 21,076              | -                       | -                    |
| H49323                | Public utility cars and taxicabs operation                      | s                                      | s                         | s                                      | s                   | s                       | s                    |
| H49332                | Freight truck operation   | 32,403                                 | 20,172                    | 12,230                                 | -                   | -                       | -                    |
| H50123                | Towing and pushing services on coastal and trans-oceanic waters | s                                      | s                         | s                                      | s                   | s                       | s                    |
| H52103                | Customs bonded warehouses                                       | s                                      | s                         | s                                      | s                   | s                       | s                    |
| H52220                | Service activities incidental to water transportation           | 21,122                                 | 19,804                    | 1,318                                  | -                   | -                       | -                    |
| H52291                | Freight forwarding services                                     | 3,364                                  | 2,684                     | 680                                    | -                   | -                       | -                    |
| H52292                | Customs brokerage (ship and aircraft)                           | }                                      |                           |  |                     |                         |                      |
| XII - SOCCSKSARGEN    |   | a/ 32,962                              | a/ 24,944                 | a/ 8,018                               | a/ -                | a/ -                    | a/ -                 |
| H49201                | Inter-urban bus line operation                                  | s                                      | s                         | s                                      | s                   | s                       | s                    |
| H49332                | Freight truck operation   | 2,877                                  | 1,488                     | 1,389                                  | -                   | -                       | -                    |
| H50122                | Interisland water freight transport                             | s                                      | s                         | s                                      | s                   | s                       | s                    |
| H52104                | Cold storage  | s                                      | s                         | s                                      | s                   | s                       | s                    |
| H52220                | Service activities incidental to water transportation           | b/ 244                                 | b/ 201                    | b/ 44                                  | b/ -                | b/ -                    | b/ -                 |
| H52243                | Cargo handling, auxiliary activity to water transport           | s                                      | s                         | s                                      | s                   | s                       | s                    |
| H52291                | Freight forwarding services                                     | s                                      | s                         | s                                      | s                   | s                       | s                    |

TABLE 9a Number of Establishments and Value of Inventories for Transportation and Storage Establishments with Total Employment of 20 and Over by Region and Industry Sub-Class: Philippines, 2010 *(Concluded)*

(Value in thousand pesos. Details may not add up to total due to rounding and/or statistical disclosure control)

| 2009<br>PSIC<br>Code | Region/<br>Industry Description                       | Value of Inventories as of December 31 |                           |  |                     |                         |                      |
|----------------------|---|--|---------------------------|--|---------------------|-------------------------|----------------------|
|                      |   | Total                                  | Materials<br>and Supplies | Fuels, Lubricants,<br>Oils and Greases | Goods<br>for Resale | Real Estate<br>for Sale | Other<br>Inventories |
|                      |   | (8)                                    | (9)                       | (10)                                   | (11)                | (12)                    | (13)                 |
|                      | <b>XIII - Caraga</b>                                  | <b>129</b>                             | <b>66</b>                 | <b>63</b>                              | <b>-</b>            | <b>-</b>                | <b>-</b>             |
| H49331               | Truck-for-hire operation (with driver)                | s                                      | s                         | s                                      | s                   | s                       | s                    |
| H49332               | Freight truck operation                               | s                                      | s                         | s                                      | s                   | s                       | s                    |
| H52220               | Service activities incidental to water transportation | s                                      | s                         | s                                      | s                   | s                       | s                    |
|                      | <b>Autonomous Region in Muslim Mindanao</b>           | <b>c/</b>                              | <b>c/</b>                 | <b>c/</b>                              | <b>c/</b>           | <b>c/</b>               | <b>c/</b>            |
| H52220               | Service activities incidental to water transportation | d/                                     | d/                        | d/                                     | d/                  | d/                      | d/                   |

*a/ - Includes data of ARMM*

*b/ - Includes data H52220 of ARMM*

*c/ - Data combined with SOCKSARGEN*

*d/ - Data combined with H52220 of SOCKSARGEN*

TABLE 10a Number of Reporting Establishments and Nationality with Highest Capital Participation Rate as of December 31 for Transportation and Storage Establishments with Total Employment of 20 and Over by Region and Industry Sub-Class: Philippines, 2010

(An establishment with equal capital participation rate may be reported several times)

| 2009<br>PSIC<br>Code | Region/<br>Industry Description   | Number<br>of Reporting<br>Establishments | Nationality with Highest Capital Participation Rate |          |         |         |        |
|----------------------|---|--|---|----------|---------|---------|--------|
|                      |   |  | Filipino  | American | British | Chinese | German |
|                      |   |  | (1)   | (2)      | (3)     | (4)     | (5)    |
|                      | Philippines   | 536                                      | 509   | 3        | 1       | 2       | 1      |
| H49111               | Inter-urban passenger railway transport                                   | }  |   |          |         |         |        |
| H49112               | Urban and suburban railway transport                                      | }  | 3   | 2        | -       | -       | -      |
| H49201               | Inter-urban bus line operation  |  | 42  | 42       | -       | -       | -      |
| H49202               | Urban and suburban bus line operation                                     |  | 14  | 14       | -       | -       | -      |
| H49203               | Local bus line operation  |  | 29  | 29       | -       | -       | -      |
| H49204               | Chartered buses operation (e.g. tourist buses)                            |  | 18  | 18       | -       | -       | -      |
| H49205               | Operation of school buses/shuttle   |  | 5   | 5        | -       | -       | -      |
| H49310               | Urban or suburban passenger land transport,<br>except by railways and bus |  | s   | s        | s       | s       | s      |
| H49323               | Public utility cars and taxicabs operation                                | }  | 10  | 10       | -       | -       | -      |
| H49324               | Chartered cars operation (rent-a-car)                                     | }  |   |          |         |         |        |
| H49331               | Truck-for-hire operation (with driver)                                    |  | 4   | 4        | -       | -       | -      |
| H49332               | Freight truck operation   |  | 62  | 62       | -       | -       | -      |
| H49339               | Freight transport operation, by road, n.e.c.                              |  | s   | s        | s       | s       | s      |
| H49400               | Transport via pipeline  |  | s   | s        | s       | s       | s      |
| H50111               | Ocean passenger transport   |  | s   | s        | s       | s       | s      |
| H50112               | Interisland water passenger transport                                     |  | 33  | 33       | -       | -       | -      |
| H50113               | Renting of ship with operator   |  | s   | s        | s       | s       | s      |
| H50121               | Ocean freight transport   |  | 9   | 6        | -       | -       | 1      |
| H50122               | Interisland water freight transport                                       |  | 29  | 28       | -       | -       | -      |
| H50123               | Towing and pushing services on coastal and trans-<br>oceanic waters       |  | s   | s        | s       | s       | s      |
| H50210               | Inland passenger water transport  | }  | 5   | 4        | -       | -       | -      |
| H50220               | Inland freight water transport  | }  |   |          |         |         |        |
| H51101               | Domestic air passenger transport  | }  | 4   | 4        | -       | -       | -      |
| H51102               | International air passenger transport                                     | }  |   |          |         |         |        |
| H51103               | Non-scheduled air passenger transport                                     |  | 5   | 5        | -       | -       | -      |
| H51203               | Non-scheduled air freight transport                                       |  | s   | s        | s       | s       | s      |
| H52101               | General bonded warehouses except grain warehouse                          | }  |   |          |         |         |        |
| H52103               | Customs bonded warehouses   | }  | 7   | 7        | -       | -       | -      |
| H52104               | Cold storage  |  | 16  | 13       | -       | -       | -      |
| H52109               | Storage and warehousing, n.e.c.   |  | 9   | 8        | -       | -       | -      |
| H52211               | Freight terminal facilities for trucking companies                        | }  |   |          |         |         |        |
| H52212               | Operation of parking lots   | }  | 7   | 6        | -       | -       | -      |
| H52213               | Operation of toll roads and bridges                                       |  | 7   | 6        | -       | -       | -      |
| H52219               | Other supporting land transport activities, n.e.c.                        |  | s   | s        | s       | s       | s      |
| H52220               | Service activities incidental to water transportation                     |  | 62  | 62       | -       | -       | -      |

TABLE 10a Number of Reporting Establishments and Nationality with Highest Capital Participation Rate as of December 31 for Transportation and Storage Establishments with Total Employment of 20 and Over by Region and Industry Sub-Class: Philippines, 2010 *(Continued)*

(An establishment with equal capital participation rate may be reported several times)

| 2009<br>PSIC<br>Code           | Region/<br>Industry Description   | Number<br>of Reporting<br>Establishments | Nationality with Highest Capital Participation Rate |          |          |          |          |
|--------------------------------|---|--|---|----------|----------|----------|----------|
|                                |   |  | Filipino  | American | British  | Chinese  | German   |
|                                |   | (1)                                      | (2)   | (3)      | (4)      | (5)      | (6)      |
| H52230                         | Service activities incidental to air transportation                     | 3  | 1   | 1        | -        | -        | -        |
| H52241                         | Containerized cargo handling, auxiliary activity to land transport      | 4  | 4   | -        | -        | -        | -        |
| H52242                         | Non- containerized cargo handling, auxiliary activity to land transport | s  | s   | s        | s        | s        | s        |
| H52243                         | Cargo handling, auxiliary activity to water transport }                 | 11                                       | 11  | -        | -        | -        | -        |
| H52244                         | Cargo handling, auxiliary activity to air transport }                   |  |   |          |          |          |          |
| H52291                         | Freight forwarding services   | 50                                       | 44  | -        | 1        | -        | 1        |
| H52292                         | Customs brokerage (ship and aircraft)                                   | 20                                       | 19  | -        | -        | 1        | -        |
| H52293                         | Logistics services  | 24                                       | 18  | 2        | -        | -        | -        |
| H53202                         | Messenger service   | 33                                       | 33  | -        | -        | -        | -        |
| <b>National Capital Region</b> |   | <b>262</b>                               | <b>243</b>  | <b>1</b> | <b>1</b> | <b>2</b> | <b>1</b> |
| H49111                         | Inter-urban passenger railway transport }                               |  |   |          |          |          |          |
| H49112                         | Urban and suburban railway transport }                                  | 3  | 2   | -        | -        | -        | -        |
| H49201                         | Inter-urban bus line operation  | 14                                       | 14  | -        | -        | -        | -        |
| H49202                         | Urban and suburban bus line operation                                   | 10                                       | 10  | -        | -        | -        | -        |
| H49203                         | Local bus line operation  | 4  | 4   | -        | -        | -        | -        |
| H49204                         | Chartered buses operation (e.g. tourist buses)                          | 12                                       | 12  | -        | -        | -        | -        |
| H49205                         | Operation of school buses/shuttle                                       | 3  | 3   | -        | -        | -        | -        |
| H49323                         | Public utility cars and taxicabs operation }                            | 7  | 7   | -        | -        | -        | -        |
| H49324                         | Chartered cars operation (rent-a-car) }                                 |  |   |          |          |          |          |
| H49331                         | Truck-for-hire operation (with driver)                                  | s  | s   | s        | s        | s        | s        |
| H49332                         | Freight truck operation   | 19                                       | 19  | -        | -        | -        | -        |
| H49339                         | Freight transport operation, by road, n.e.c.                            | s  | s   | s        | s        | s        | s        |
| H49400                         | Transport via pipeline  | s  | s   | s        | s        | s        | s        |
| H50111                         | Ocean passenger transport }   |  |   |          |          |          |          |
| H50112                         | Interisland water passenger transport }                                 | 9  | 9   | -        | -        | -        | -        |
| H50113                         | Renting of ship with operator   | s  | s   | s        | s        | s        | s        |
| H50121                         | Ocean freight transport   | 7  | 4   | -        | -        | 1        | -        |
| H50122                         | Interisland water freight transport                                     | 13                                       | 12  | -        | -        | -        | -        |
| H50123                         | Towing and pushing services on coastal and trans-oceanic waters         | s  | s   | s        | s        | s        | s        |
| H50210                         | Inland passenger water transport  | s  | s   | s        | s        | s        | s        |
| H51101                         | Domestic air passenger transport }                                      | 3  | 3   | -        | -        | -        | -        |
| H51102                         | International air passenger transport }                                 |  |   |          |          |          |          |
| H51103                         | Non-scheduled air passenger transport                                   | 4  | 4   | -        | -        | -        | -        |

TABLE 10a Number of Reporting Establishments and Nationality with Highest Capital Participation Rate as of December 31 for Transportation and Storage Establishments with Total Employment of 20 and Over by Region and Industry Sub-Class: Philippines, 2010 *(Continued)*

(An establishment with equal capital participation rate may be reported several times)

| 2009<br>PSIC<br>Code             | Region/<br>Industry Description                                    | Number<br>of Reporting<br>Establishments | Nationality with Highest Capital Participation Rate |          |         |         |        |
|----------------------------------|--|--|---|----------|---------|---------|--------|
|                                  |  |  | Filipino  | American | British | Chinese | German |
|                                  |  |  | (1)   | (2)      | (3)     | (4)     | (5)    |
| H52103                           | Customs bonded warehouses  | 5  | 5   | -        | -       | -       | -      |
| H52104                           | Cold storage   | 8  | 8   | -        | -       | -       | -      |
| H52109                           | Storage and warehousing, n.e.c.                                    | 4  | 4   | -        | -       | -       | -      |
| H52211                           | Freight terminal facilities for trucking companies                 | s  | s   | s        | s       | s       | s      |
| H52212                           | Operation of parking lots  | 5  | 4   | -        | -       | -       | -      |
| H52213                           | Operation of toll roads and bridges                                | 7  | 6   | -        | -       | -       | -      |
| H52219                           | Other supporting land transport activities, n.e.c.                 | s  | s   | s        | s       | s       | s      |
| H52220                           | Service activities incidental to water transportation              | 10                                       | 10  | -        | -       | -       | -      |
| H52230                           | Service activities incidental to air transportation                | s  | s   | s        | s       | s       | s      |
| H52241                           | Containerized cargo handling, auxiliary activity to land transport | 3  | 3   | -        | -       | -       | -      |
| H52244                           | Cargo handling, auxiliary activity to air transport                |  |   |          |         |         |        |
| H52291                           | Freight forwarding services  | 37                                       | 32  | -        | 1       | -       | 1      |
| H52292                           | Customs brokerage (ship and aircraft)                              | 15                                       | 14  | -        | -       | 1       | -      |
| H52293                           | Logistics services   | 18                                       | 13  | 1        | -       | -       | -      |
| H53202                           | Messenger service  | 32                                       | 32  | -        | -       | -       | -      |
| Cordillera Administrative Region |  | 3  | 3   | -        | -       | -       | -      |
| H49201                           | Inter-urban bus line operation                                     | 3  | 3   | -        | -       | -       | -      |
| H49203                           | Local bus line operation   |  |   |          |         |         |        |
| I-Ilocos Region                  |  | 6  | 6   | -        | -       | -       | -      |
| H49201                           | Inter-urban bus line operation                                     | s  | s   | s        | s       | s       | s      |
| H49204                           | Chartered buses operation (e.g. tourist buses)                     | s  | s   | s        | s       | s       | s      |
| H49332                           | Freight truck operation  | s  | s   | s        | s       | s       | s      |
| H52104                           | Cold storage   | s  | s   | s        | s       | s       | s      |
| II - Cagayan Valley              |  | 3  | 3   | -        | -       | -       | -      |
| H49201                           | Inter-urban bus line operation                                     | s  | s   | s        | s       | s       | s      |
| H50122                           | Interisland water freight transport                                | s  | s   | s        | s       | s       | s      |

TABLE 10a Number of Reporting Establishments and Nationality with Highest Capital Participation Rate as of December 31 for Transportation and Storage Establishments with Total Employment of 20 and Over by Region and Industry Sub-Class: Philippines, 2010 *(Continued)*

(An establishment with equal capital participation rate may be reported several times)

| 2009<br>PSIC<br>Code | Region/<br>Industry Description   | Number<br>of Reporting<br>Establishments | Nationality with Highest Capital Participation Rate |          |         |         |        |
|----------------------|---|--|---|----------|---------|---------|--------|
|                      |   |  | Filipino  | American | British | Chinese | German |
|                      |   |  | (1)   | (2)      | (3)     | (4)     | (5)    |
| III - Central Luzon  |   | 25                                       | 24  | 1        | -       | -       | -      |
| H49201               | Inter-urban bus line operation }  | 7  | 7   | -        | -       | -       | -      |
| H49203               | Local bus line operation }  |  |   |          |         |         |        |
| H49204               | Chartered buses operation (e.g. tourist buses)                            | S  | S   | S        | S       | S       | S      |
| H49332               | Freight truck operation   | 6  | 6   | -        | -       | -       | -      |
| H51101               | Domestic air passenger transport  | S  | S   | S        | S       | S       | S      |
| H52101               | General bonded warehouses except grain warehouse                          | S  | S   | S        | S       | S       | S      |
| H52109               | Storage and warehousing, n.e.c.   | S  | S   | S        | S       | S       | S      |
| H52230               | Service activities incidental to air transportation }                     |  |   |          |         |         |        |
| H52241               | Containerized cargo handling, auxiliary activity<br>to land transport }   | 5  | 4   | -        | -       | -       | -      |
| H52244               | Cargo handling, auxiliary activity to air transport }                     |  |   |          |         |         |        |
| H52291               | Freight forwarding services }   |  |   |          |         |         |        |
| H52292               | Customs brokerage (ship and aircraft) }                                   | 3  | 3   | -        | -       | -       | -      |
| H52293               | Logistics services }  |  |   |          |         |         |        |
| IVA - CALABARZON     |   | 45                                       | 40  | 1        | -       | -       | -      |
| H49201               | Inter-urban bus line operation  | 7  | 7   | -        | -       | -       | -      |
| H49202               | Urban and suburban bus line operation                                     | 3  | 3   | -        | -       | -       | -      |
| H49203               | Local bus line operation  | 4  | 4   | -        | -       | -       | -      |
| H49204               | Chartered buses operation (e.g. tourist buses) }                          |  |   |          |         |         |        |
| H49205               | Operation of school buses/shuttle }                                       | 3  | 3   | -        | -       | -       | -      |
| H49310               | Urban or suburban passenger land transport, except<br>by railways and bus | S  | S   | S        | S       | S       | S      |
| H49332               | Freight truck operation   | 9  | 9   | -        | -       | -       | -      |
| H50112               | Interisland water passenger transport }                                   |  |   |          |         |         |        |
| H50122               | Interisland water freight transport }                                     | 3  | 3   | -        | -       | -       | -      |
| H52104               | Cold storage }  | 7  | 3   | -        | -       | -       | -      |
| H52109               | Storage and warehousing, n.e.c. }   |  |   |          |         |         |        |
| H52220               | Service activities incidental to water transportation                     | 3  | 3   | -        | -       | -       | -      |
| H52243               | Cargo handling, auxiliary activity to water transport                     | S  | S   | S        | S       | S       | S      |
| H52291               | Freight forwarding services }   |  |   |          |         |         |        |
| H52293               | Logistics services }  | 4  | 4   | -        | -       | -       | -      |

TABLE 10a Number of Reporting Establishments and Nationality with Highest Capital Participation Rate as of December 31 for Transportation and Storage Establishments with Total Employment of 20 and Over by Region and Industry Sub-Class: Philippines, 2010 *(Continued)*

(An establishment with equal capital participation rate may be reported several times)

| 2009<br>PSIC<br>Code  | Region/<br>Industry Description   | Number<br>of Reporting<br>Establishments | Nationality with Highest Capital Participation Rate |          |         |         |        |
|-----------------------|---|--|---|----------|---------|---------|--------|
|                       |   |  | Filipino  | American | British | Chinese | German |
|                       |   | (1)                                      | (2)   | (3)      | (4)     | (5)     | (6)    |
| IVB - MIMAROPA        |   | 7  | 7   | -        | -       | -       | -      |
| H49203                | Local bus line operation  | S  | S   | S        | S       | S       | S      |
| H50122                | Interisland water freight transport                                     | S  | S   | S        | S       | S       | S      |
| H52220                | Service activities incidental to water transportation                   | S  | S   | S        | S       | S       | S      |
| H52242                | Non- containerized cargo handling, auxiliary activity to land transport | S  | S   | S        | S       | S       | S      |
| V - Bicol Region      |   | 15                                       | 15  | -        | -       | -       | -      |
| H49201                | Inter-urban bus line operation  | }  | 5   | -        | -       | -       | -      |
| H49203                | Local bus line operation  |  |   |          |         |         |        |
| H49332                | Freight truck operation   | S  | S   | S        | S       | S       | S      |
| H50112                | Interisland water passenger transport                                   | S  | S   | S        | S       | S       | S      |
| H50122                | Interisland water freight transport                                     | S  | S   | S        | S       | S       | S      |
| H50210                | Inland passenger water transport  | S  | S   | S        | S       | S       | S      |
| H52220                | Service activities incidental to water transportation                   | 5  | 5   | -        | -       | -       | -      |
| H52291                | Freight forwarding services   | S  | S   | S        | S       | S       | S      |
| VI - Western Visayas  |   | 21                                       | 21  | -        | -       | -       | -      |
| H49201                | Inter-urban bus line operation  | }  | 6   | -        | -       | -       | -      |
| H49203                | Local bus line operation  |  |   |          |         |         |        |
| H49204                | Chartered buses operation (e.g. tourist buses)                          | }  |   |          |         |         |        |
| H49332                | Freight truck operation   | S  | S   | S        | S       | S       | S      |
| H50112                | Interisland water passenger transport                                   | }  |   |          |         |         |        |
| H50122                | Interisland water freight transport                                     | }  | 5   | 5        | -       | -       | -      |
| H50210                | Inland passenger water transport  | S  | S   | S        | S       | S       | S      |
| H52109                | Storage and warehousing, n.e.c.   | S  | S   | S        | S       | S       | S      |
| H52220                | Service activities incidental to water transportation                   | 3  | 3   | -        | -       | -       | -      |
| H52291                | Freight forwarding services   | }  | 3   | 3        | -       | -       | -      |
| H52292                | Customs brokerage (ship and aircraft)                                   | }  |   |          |         |         |        |
| VII - Central Visayas |   | 57                                       | 56  | -        | -       | -       | -      |
| H49203                | Local bus line operation  | 3  | 3   | -        | -       | -       | -      |

TABLE 10a Number of Reporting Establishments and Nationality with Highest Capital Participation Rate as of December 31 for Transportation and Storage Establishments with Total Employment of 20 and Over by Region and Industry Sub-Class: Philippines, 2010 *(Continued)*

(An establishment with equal capital participation rate may be reported several times)

| 2009<br>PSIC<br>Code     | Region/<br>Industry Description                       | Number<br>of Reporting<br>Establishments | Nationality with Highest Capital Participation Rate |          |         |         |        |
|--------------------------|---|--|---|----------|---------|---------|--------|
|                          |   |  | Filipino  | American | British | Chinese | German |
|                          |   |  | (1)   | (2)      | (3)     | (4)     | (5)    |
| H49323                   | Public utility cars and taxicabs operation            | S  | S   | S        | S       | S       | S      |
| H49331                   | Truck-for-hire operation (with driver)                | S  | S   | S        | S       | S       | S      |
| H49332                   | Freight truck operation                               | 6  | 6   | -        | -       | -       | -      |
| H50112                   | Interisland water passenger transport                 | 14                                       | 14  | -        | -       | -       | -      |
| H50121                   | Ocean freight transport                               | }  | 8   | 8        | -       | -       | -      |
| H50122                   | Interisland water freight transport                   |  |   |          |         |         |        |
| H50210                   | Inland passenger water transport                      | S  | S   | S        | S       | S       | S      |
| H50220                   | Inland freight water transport                        | S  | S   | S        | S       | S       | S      |
| H51103                   | Non-scheduled air passenger transport                 | S  | S   | S        | S       | S       | S      |
| H51203                   | Non-scheduled air freight transport                   | S  | S   | S        | S       | S       | S      |
| H52104                   | Cold storage  | S  | S   | S        | S       | S       | S      |
| H52211                   | Freight terminal facilities for trucking companies    | S  | S   | S        | S       | S       | S      |
| H52220                   | Service activities incidental to water transportation | 7  | 7   | -        | -       | -       | -      |
| H52243                   | Cargo handling, auxiliary activity to water transport | S  | S   | S        | S       | S       | S      |
| H52291                   | Freight forwarding services                           | 4  | 4   | -        | -       | -       | -      |
| H52292                   | Customs brokerage (ship and aircraft)                 | }  | 3   | 3        | -       | -       | -      |
| H52293                   | Logistics services                                    |  |   |          |         |         |        |
| H53202                   | Messenger service                                     | S  | S   | S        | S       | S       | S      |
| VIII - Eastern Visayas   |   | 13                                       | 13  | -        | -       | -       | -      |
| H49201                   | Inter-urban bus line operation                        | }  | 4   | 4        | -       | -       | -      |
| H49203                   | Local bus line operation                              |  |   |          |         |         |        |
| H49204                   | Chartered buses operation (e.g. tourist buses)        |  |   |          |         |         |        |
| H50112                   | Interisland water passenger transport                 | S  | S   | S        | S       | S       | S      |
| H50122                   | Interisland water freight transport                   | S  | S   | S        | S       | S       | S      |
| H52109                   | Storage and warehousing, n.e.c.                       | S  | S   | S        | S       | S       | S      |
| H52220                   | Service activities incidental to water transportation | 6  | 6   | -        | -       | -       | -      |
| H52243                   | Cargo handling, auxiliary activity to water transport | }  |   |          |         |         |        |
| IX - Zamboanga Peninsula |   | 9  | 9   | -        | -       | -       | -      |
| H50112                   | Interisland water passenger transport                 | 5  | 5   | -        | -       | -       | -      |
| H52220                   | Service activities incidental to water transportation | 4  | 4   | -        | -       | -       | -      |
| H52243                   | Cargo handling, auxiliary activity to water transport | }  |   |          |         |         |        |

TABLE 10a Number of Reporting Establishments and Nationality with Highest Capital Participation Rate as of December 31 for Transportation and Storage Establishments with Total Employment of 20 and Over by Region and Industry Sub-Class: Philippines, 2010 *(Continued)*

(An establishment with equal capital participation rate may be reported several times)

| 2009<br>PSIC<br>Code  | Region/<br>Industry Description                                 | Number<br>of Reporting<br>Establishments | Nationality with Highest Capital Participation Rate |          |         |         |        |
|-----------------------|---|--|---|----------|---------|---------|--------|
|                       |   |  | Filipino  | American | British | Chinese | German |
|                       |   | (1)                                      | (2)   | (3)      | (4)     | (5)     | (6)    |
| X - Northern Mindanao |   | 22                                       | 22  | -        | -       | -       | -      |
| H49201                | Inter-urban bus line operation                                  | 3  | 3   | -        | -       | -       | -      |
| H49204                | Chartered buses operation (e.g. tourist buses)                  | s  | s   | s        | s       | s       | s      |
| H49332                | Freight truck operation   | 4  | 4   | -        | -       | -       | -      |
| H50112                | Interisland water passenger transport                           | s  | s   | s        | s       | s       | s      |
| H52220                | Service activities incidental to water transportation           | 7  | 7   | -        | -       | -       | -      |
| H52243                | Cargo handling, auxiliary activity to water transport           | 3  | 3   | -        | -       | -       | -      |
| H52291                | Freight forwarding services                                     | s  | s   | s        | s       | s       | s      |
| H52292                | Customs brokerage (ship and aircraft)                           | s  | s   | s        | s       | s       | s      |
| XI - Davao Region     |   | 29                                       | 28  | -        | -       | -       | -      |
| H49202                | Urban and suburban bus line operation                           | s  | s   | s        | s       | s       | s      |
| H49203                | Local bus line operation  | 5  | 5   | -        | -       | -       | -      |
| H49323                | Public utility cars and taxicabs operation                      | s  | s   | s        | s       | s       | s      |
| H49332                | Freight truck operation   | 9  | 9   | -        | -       | -       | -      |
| H50123                | Towing and pushing services on coastal and trans-oceanic waters | s  | s   | s        | s       | s       | s      |
| H52103                | Customs bonded warehouses                                       | s  | s   | s        | s       | s       | s      |
| H52220                | Service activities incidental to water transportation           | 8  | 8   | -        | -       | -       | -      |
| H52291                | Freight forwarding services                                     | 3  | 2   | -        | -       | -       | -      |
| H52292                | Customs brokerage (ship and aircraft)                           |  |   |          |         |         |        |
| XII - SOCCSKSARGEN    |   | a/ 14                                    | a/ 14   | a/ -     | a/ -    | a/ -    | a/ -   |
| H49201                | Inter-urban bus line operation                                  | s  | s   | s        | s       | s       | s      |
| H49332                | Freight truck operation   | 4  | 4   | -        | -       | -       | -      |
| H50122                | Interisland water freight transport                             | s  | s   | s        | s       | s       | s      |
| H52104                | Cold storage  | s  | s   | s        | s       | s       | s      |
| H52220                | Service activities incidental to water transportation           | b/ 4                                     | b/ 4  | b/ -     | b/ -    | b/ -    | b/ -   |
| H52243                | Cargo handling, auxiliary activity to water transport           | s  | s   | s        | s       | s       | s      |
| H52291                | Freight forwarding services                                     | s  | s   | s        | s       | s       | s      |

TABLE 10a Number of Reporting Establishments and Nationality with Highest Capital Participation Rate as of December 31 for Transportation and Storage Establishments with Total Employment of 20 and Over by Region and Industry Sub-Class: Philippines, 2010 *(Continued)*

(An establishment with equal capital participation rate may be reported several times)

| 2009<br>PSIC<br>Code | Region/<br>Industry Description                       | Number<br>of Reporting<br>Establishments | Nationality with Highest Capital Participation Rate |           |           |           |           |
|----------------------|---|--|---|-----------|-----------|-----------|-----------|
|                      |   |  | Filipino  | American  | British   | Chinese   | German    |
|                      |   | (1)                                      | (2)   | (3)       | (4)       | (5)       | (6)       |
|                      | <b>XIII - Caraga</b>                                  | <b>5</b>                                 | <b>5</b>  | <b>-</b>  | <b>-</b>  | <b>-</b>  | <b>-</b>  |
| H49331               | Truck-for-hire operation (with driver)                | s  | s   | s         | s         | s         | s         |
| H49332               | Freight truck operation                               | s  | s   | s         | s         | s         | s         |
| H52220               | Service activities incidental to water transportation | s  | s   | s         | s         | s         | s         |
|                      | <b>Autonomous Region in Muslim Mindanao</b>           | <b>c/</b>                                | <b>c/</b>   | <b>c/</b> | <b>c/</b> | <b>c/</b> | <b>c/</b> |
| H52220               | Service activities incidental to water transportation | d/                                       | d/  | d/        | d/        | d/        | d/        |

TABLE 10a Number of Reporting Establishments and Nationality with Highest Capital Participation Rate as of December 31 for Transportation and Storage Establishments with Total Employment of 20 and Over by Region and Industry Sub-Class: Philippines, 2010 *(Continued)*

(An establishment with equal capital participation rate may be reported several times)

| 2009<br>PSIC<br>Code | Region/<br>Industry Description   | Nationality with Highest Capital Participation Rate |          |             |           |                        |
|----------------------|---|---|----------|-------------|-----------|------------------------|
|                      |   | Japanese  | Korean   | Singaporean | Taiwanese | Other<br>Nationalities |
|                      |   | (7)   | (8)      | (9)         | (10)      | (11)                   |
|                      | <b>Philippines</b>  | <b>5</b>  | <b>2</b> | <b>0</b>    | <b>1</b>  | <b>12</b>              |
| H49111               | Inter-urban passenger railway transport }                                 |   |          |             |           |                        |
| H49112               | Urban and suburban railway transport }                                    | -   | -        | -           | -         | -                      |
| H49201               | Inter-urban bus line operation  | -   | -        | -           | -         | -                      |
| H49202               | Urban and suburban bus line operation                                     | -   | -        | -           | -         | -                      |
| H49203               | Local bus line operation  | -   | -        | -           | -         | -                      |
| H49204               | Chartered buses operation (e.g. tourist buses)                            | -   | -        | -           | -         | -                      |
| H49205               | Operation of school buses/shuttle   | -   | -        | -           | -         | -                      |
| H49310               | Urban or suburban passenger land transport,<br>except by railways and bus | S   | S        | S           | S         | S                      |
| H49323               | Public utility cars and taxicabs operation }                              | -   | -        | -           | -         | -                      |
| H49324               | Chartered cars operation (rent-a-car) }                                   |   |          |             |           |                        |
| H49331               | Truck-for-hire operation (with driver)                                    | -   | -        | -           | -         | -                      |
| H49332               | Freight truck operation   | -   | -        | -           | -         | -                      |
| H49339               | Freight transport operation, by road, n.e.c.                              | S   | S        | S           | S         | S                      |
| H49400               | Transport via pipeline  | S   | S        | S           | S         | S                      |
| H50111               | Ocean passenger transport   | S   | S        | S           | S         | S                      |
| H50112               | Interisland water passenger transport                                     | -   | -        | -           | -         | -                      |
| H50113               | Renting of ship with operator   | S   | S        | S           | S         | S                      |
| H50121               | Ocean freight transport   | -   | -        | -           | 1         | 1                      |
| H50122               | Interisland water freight transport                                       | 1   | -        | -           | -         | -                      |
| H50123               | Towing and pushing services on coastal and trans-<br>oceanic waters       | S   | S        | S           | S         | S                      |
| H50210               | Inland passenger water transport }  | -   | -        | -           | -         | -                      |
| H50220               | Inland freight water transport }  |   |          |             |           |                        |
| H51101               | Domestic air passenger transport }  | -   | -        | -           | -         | -                      |
| H51102               | International air passenger transport }                                   |   |          |             |           |                        |
| H51103               | Non-scheduled air passenger transport                                     | -   | -        | -           | -         | -                      |
| H51203               | Non-scheduled air freight transport                                       | S   | S        | S           | S         | S                      |
| H52101               | General bonded warehouses except grain warehouse }                        |   |          |             |           |                        |
| H52103               | Customs bonded warehouses }   | -   | -        | -           | -         | -                      |
| H52104               | Cold storage  | 2   | 1        | -           | -         | -                      |
| H52109               | Storage and warehousing, n.e.c.   | 1   | -        | -           | -         | -                      |
| H52211               | Freight terminal facilities for trucking companies }                      |   |          |             |           |                        |
| H52212               | Operation of parking lots }   | -   | -        | -           | -         | -                      |
| H52213               | Operation of toll roads and bridges                                       | -   | -        | -           | -         | 1                      |
| H52219               | Other supporting land transport activities, n.e.c.                        | S   | S        | S           | S         | S                      |
| H52220               | Service activities incidental to water transportation                     | -   | -        | -           | -         | -                      |
| H52230               | Service activities incidental to air transportation                       | -   | -        | -           | -         | 1                      |

TABLE 10a Number of Reporting Establishments and Nationality with Highest Capital Participation Rate as of December 31 for Transportation and Storage Establishments with Total Employment of 20 and Over by Region and Industry Sub-Class: Philippines, 2010 *(Continued)*

(An establishment with equal capital participation rate may be reported several times)

| 2009<br>PSIC<br>Code           | Region/<br>Industry Description   | Nationality with Highest Capital Participation Rate |          |             |           |                        |
|--------------------------------|---|---|----------|-------------|-----------|------------------------|
|                                |   | Japanese  | Korean   | Singaporean | Taiwanese | Other<br>Nationalities |
|                                |   | (7)   | (8)      | (9)         | (10)      | (11)                   |
| H52241                         | Containerized cargo handling, auxiliary activity to land transport      | -   | -        | -           | -         | -                      |
| H52242                         | Non- containerized cargo handling, auxiliary activity to land transport | S   | S        | S           | S         | S                      |
| H52243                         | Cargo handling, auxiliary activity to water transport                   | -   | -        | -           | -         | -                      |
| H52244                         | Cargo handling, auxiliary activity to air transport                     | -   | -        | -           | -         | -                      |
| H52291                         | Freight forwarding services   | 1   | -        | -           | -         | 3                      |
| H52292                         | Customs brokerage (ship and aircraft)                                   | -   | -        | -           | -         | -                      |
| H52293                         | Logistics services  | -   | 1        | -           | -         | 3                      |
| H53202                         | Messenger service   | -   | -        | -           | -         | -                      |
| <b>National Capital Region</b> |   | <b>2</b>  | <b>1</b> | <b>-</b>    | <b>1</b>  | <b>10</b>              |
| H49111                         | Inter-urban passenger railway transport                                 | -   | -        | -           | -         | -                      |
| H49112                         | Urban and suburban railway transport                                    | -   | -        | -           | -         | -                      |
| H49201                         | Inter-urban bus line operation  | -   | -        | -           | -         | -                      |
| H49202                         | Urban and suburban bus line operation                                   | -   | -        | -           | -         | -                      |
| H49203                         | Local bus line operation  | -   | -        | -           | -         | -                      |
| H49204                         | Chartered buses operation (e.g. tourist buses)                          | -   | -        | -           | -         | -                      |
| H49205                         | Operation of school buses/shuttle                                       | -   | -        | -           | -         | -                      |
| H49323                         | Public utility cars and taxicabs operation                              | -   | -        | -           | -         | -                      |
| H49324                         | Chartered cars operation (rent-a-car)                                   | -   | -        | -           | -         | -                      |
| H49331                         | Truck-for-hire operation (with driver)                                  | S   | S        | S           | S         | S                      |
| H49332                         | Freight truck operation   | -   | -        | -           | -         | -                      |
| H49339                         | Freight transport operation, by road, n.e.c.                            | S   | S        | S           | S         | S                      |
| H49400                         | Transport via pipeline  | S   | S        | S           | S         | S                      |
| H50111                         | Ocean passenger transport   | -   | -        | -           | -         | -                      |
| H50112                         | Interisland water passenger transport                                   | -   | -        | -           | -         | -                      |
| H50113                         | Renting of ship with operator   | S   | S        | S           | S         | S                      |
| H50121                         | Ocean freight transport   | -   | -        | -           | 1         | 1                      |
| H50122                         | Interisland water freight transport                                     | 1   | -        | -           | -         | -                      |
| H50123                         | Towing and pushing services on coastal and trans-oceanic waters         | S   | S        | S           | S         | S                      |
| H50210                         | Inland passenger water transport  | S   | S        | S           | S         | S                      |
| H51101                         | Domestic air passenger transport  | -   | -        | -           | -         | -                      |
| H51102                         | International air passenger transport                                   | -   | -        | -           | -         | -                      |
| H51103                         | Non-scheduled air passenger transport                                   | -   | -        | -           | -         | -                      |
| H52103                         | Customs bonded warehouses   | -   | -        | -           | -         | -                      |
| H52104                         | Cold storage  | -   | -        | -           | -         | -                      |
| H52109                         | Storage and warehousing, n.e.c.   | -   | -        | -           | -         | -                      |

TABLE 10a Number of Reporting Establishments and Nationality with Highest Capital Participation Rate as of December 31 for Transportation and Storage Establishments with Total Employment of 20 and Over by Region and Industry Sub-Class: Philippines, 2010 *(Continued)*

(An establishment with equal capital participation rate may be reported several times)

| 2009<br>PSIC<br>Code                    | Region/<br>Industry Description                                       | Nationality with Highest Capital Participation Rate |        |             |           |                        |
|---|---|---|--------|-------------|-----------|------------------------|
|   |   | Japanese  | Korean | Singaporean | Taiwanese | Other<br>Nationalities |
|   |   | (7)   | (8)    | (9)         | (10)      | (11)                   |
| H52211                                  | Freight terminal facilities for trucking companies                    | S   | S      | S           | S         | S                      |
| H52212                                  | Operation of parking lots   | -   | -      | -           | -         | 1                      |
| H52213                                  | Operation of toll roads and bridges                                   | -   | -      | -           | -         | 1                      |
| H52219                                  | Other supporting land transport activities, n.e.c.                    | S   | S      | S           | S         | S                      |
| H52220                                  | Service activities incidental to water transportation                 | -   | -      | -           | -         | -                      |
| H52230                                  | Service activities incidental to air transportation                   | S   | S      | S           | S         | S                      |
| H52241                                  | Containerized cargo handling, auxiliary activity to<br>land transport | }   | }      | }           | }         | }                      |
| H52244                                  | Cargo handling, auxiliary activity to air transport                   |   |        |             |           |                        |
| H52291                                  | Freight forwarding services   | 1   | -      | -           | -         | 2                      |
| H52292                                  | Customs brokerage (ship and aircraft)                                 | -   | -      | -           | -         | -                      |
| H52293                                  | Logistics services  | -   | 1      | -           | -         | 3                      |
| H53202                                  | Messenger service   | -   | -      | -           | -         | -                      |
| <b>Cordillera Administrative Region</b> |   | -   | -      | -           | -         | -                      |
| H49201                                  | Inter-urban bus line operation  | }   | }      | }           | }         | }                      |
| H49203                                  | Local bus line operation  |   |        |             |           |                        |
| <b>I-Ilocos Region</b>                  |   | -   | -      | -           | -         | -                      |
| H49201                                  | Inter-urban bus line operation  | S   | S      | S           | S         | S                      |
| H49204                                  | Chartered buses operation (e.g. tourist buses)                        | S   | S      | S           | S         | S                      |
| H49332                                  | Freight truck operation   | S   | S      | S           | S         | S                      |
| H52104                                  | Cold storage  | S   | S      | S           | S         | S                      |
| <b>II - Cagayan Valley</b>              |   | -   | -      | -           | -         | -                      |
| H49201                                  | Inter-urban bus line operation  | S   | S      | S           | S         | S                      |
| H50122                                  | Interisland water freight transport                                   | S   | S      | S           | S         | S                      |
| <b>III - Central Luzon</b>              |   | -   | -      | -           | -         | -                      |
| H49201                                  | Inter-urban bus line operation  | }   | }      | }           | }         | }                      |
| H49203                                  | Local bus line operation  |   |        |             |           |                        |
| H49204                                  | Chartered buses operation (e.g. tourist buses)                        | S   | S      | S           | S         | S                      |
| H49332                                  | Freight truck operation   | -   | -      | -           | -         | -                      |

TABLE 10a Number of Reporting Establishments and Nationality with Highest Capital Participation Rate as of December 31 for Transportation and Storage Establishments with Total Employment of 20 and Over by Region and Industry Sub-Class: Philippines, 2010 *(Continued)*

(An establishment with equal capital participation rate may be reported several times)

| 2009<br>PSIC<br>Code    | Region/<br>Industry Description   | Nationality with Highest Capital Participation Rate |          |             |           |                        |
|-------------------------|---|---|----------|-------------|-----------|------------------------|
|                         |   | Japanese  | Korean   | Singaporean | Taiwanese | Other<br>Nationalities |
|                         |   | (7)   | (8)      | (9)         | (10)      | (11)                   |
| H51101                  | Domestic air passenger transport  | S   | S        | S           | S         | S                      |
| H52101                  | General bonded warehouses except grain warehouse                        | S   | S        | S           | S         | S                      |
| H52109                  | Storage and warehousing, n.e.c.   | S   | S        | S           | S         | S                      |
| H52230                  | Service activities incidental to air transportation                     | }   | }        | }           | }         | }                      |
| H52241                  | Containerized cargo handling, auxiliary activity to land transport      |   |          |             |           |                        |
| H52244                  | Cargo handling, auxiliary activity to air transport                     |   |          |             |           |                        |
| H52291                  | Freight forwarding services   |   |          |             |           |                        |
| H52292                  | Customs brokerage (ship and aircraft)                                   |   |          |             |           |                        |
| H52293                  | Logistics services  |   |          |             |           |                        |
| <b>IVA - CALABARZON</b> |   | <b>3</b>  | <b>1</b> | -           | -         | -                      |
| H49201                  | Inter-urban bus line operation  | -   | -        | -           | -         | -                      |
| H49202                  | Urban and suburban bus line operation                                   | -   | -        | -           | -         | -                      |
| H49203                  | Local bus line operation  | -   | -        | -           | -         | -                      |
| H49204                  | Chartered buses operation (e.g. tourist buses)                          | }   | }        | }           | }         | }                      |
| H49205                  | Operation of school buses/shuttle                                       |   |          |             |           |                        |
| H49310                  | Urban or suburban passenger land transport, except by railways and bus  | S   | S        | S           | S         | S                      |
| H49332                  | Freight truck operation   | -   | -        | -           | -         | -                      |
| H50112                  | Interisland water passenger transport                                   | }   | }        | }           | }         | }                      |
| H50122                  | Interisland water freight transport                                     |   |          |             |           |                        |
| H52104                  | Cold storage  | 3   | 1        | -           | -         | -                      |
| H52109                  | Storage and warehousing, n.e.c.   | }   | }        | }           | }         | }                      |
| H52220                  | Service activities incidental to water transportation                   |   |          |             |           |                        |
| H52243                  | Cargo handling, auxiliary activity to water transport                   |   |          |             |           |                        |
| H52291                  | Freight forwarding services   |   |          |             |           |                        |
| H52293                  | Logistics services  |   |          |             |           |                        |
| <b>IVB - MIMAROPA</b>   |   | -   | -        | -           | -         | -                      |
| H49203                  | Local bus line operation  | S   | S        | S           | S         | S                      |
| H50122                  | Interisland water freight transport                                     | S   | S        | S           | S         | S                      |
| H52220                  | Service activities incidental to water transportation                   | S   | S        | S           | S         | S                      |
| H52242                  | Non- containerized cargo handling, auxiliary activity to land transport | S   | S        | S           | S         | S                      |

TABLE 10a Number of Reporting Establishments and Nationality with Highest Capital Participation Rate as of December 31 for Transportation and Storage Establishments with Total Employment of 20 and Over by Region and Industry Sub-Class: Philippines, 2010 *(Continued)*

(An establishment with equal capital participation rate may be reported several times)

| 2009<br>PSIC<br>Code  | Region/<br>Industry Description                       | Nationality with Highest Capital Participation Rate |        |             |           |                        |
|-----------------------|---|---|--------|-------------|-----------|------------------------|
|                       |   | Japanese  | Korean | Singaporean | Taiwanese | Other<br>Nationalities |
|                       |   | (7)   | (8)    | (9)         | (10)      | (11)                   |
| V - Bicol Region      |   | -   | -      | -           | -         | -                      |
| H49201                | Inter-urban bus line operation }                      |   |        |             |           |                        |
| H49203                | Local bus line operation }                            | -   | -      | -           | -         | -                      |
| H49332                | Freight truck operation                               | S   | S      | S           | S         | S                      |
| H50112                | Interisland water passenger transport                 | S   | S      | S           | S         | S                      |
| H50122                | Interisland water freight transport                   | S   | S      | S           | S         | S                      |
| H50210                | Inland passenger water transport                      | S   | S      | S           | S         | S                      |
| H52220                | Service activities incidental to water transportation | -   | -      | -           | -         | -                      |
| H52291                | Freight forwarding services                           | S   | S      | S           | S         | S                      |
| VI - Western Visayas  |   | -   | -      | -           | -         | -                      |
| H49201                | Inter-urban bus line operation }                      |   |        |             |           |                        |
| H49203                | Local bus line operation }                            | -   | -      | -           | -         | -                      |
| H49204                | Chartered buses operation (e.g. tourist buses) }      |   |        |             |           |                        |
| H49332                | Freight truck operation                               | S   | S      | S           | S         | S                      |
| H50112                | Interisland water passenger transport }               |   |        |             |           |                        |
| H50122                | Interisland water freight transport }                 | -   | -      | -           | -         | -                      |
| H50210                | Inland passenger water transport                      | S   | S      | S           | S         | S                      |
| H52109                | Storage and warehousing, n.e.c.                       | S   | S      | S           | S         | S                      |
| H52220                | Service activities incidental to water transportation | -   | -      | -           | -         | -                      |
| H52291                | Freight forwarding services }                         | -   | -      | -           | -         | -                      |
| H52292                | Customs brokerage (ship and aircraft) }               |   |        |             |           |                        |
| VII - Central Visayas |   | -   | -      | -           | -         | 1                      |
| H49203                | Local bus line operation                              | -   | -      | -           | -         | -                      |
| H49323                | Public utility cars and taxicabs operation            | S   | S      | S           | S         | S                      |
| H49331                | Truck-for-hire operation (with driver)                | S   | S      | S           | S         | S                      |
| H49332                | Freight truck operation                               | -   | -      | -           | -         | -                      |
| H50112                | Interisland water passenger transport                 | -   | -      | -           | -         | -                      |
| H50121                | Ocean freight transport }                             |   |        |             |           |                        |
| H50122                | Interisland water freight transport }                 | -   | -      | -           | -         | -                      |
| H50210                | Inland passenger water transport                      | S   | S      | S           | S         | S                      |
| H50220                | Inland freight water transport                        | S   | S      | S           | S         | S                      |
| H51103                | Non-scheduled air passenger transport                 | S   | S      | S           | S         | S                      |
| H51203                | Non-scheduled air freight transport                   | S   | S      | S           | S         | S                      |
| H52104                | Cold storage  | S   | S      | S           | S         | S                      |

TABLE 10a Number of Reporting Establishments and Nationality with Highest Capital Participation Rate as of December 31 for Transportation and Storage Establishments with Total Employment of 20 and Over by Region and Industry Sub-Class: Philippines, 2010 *(Continued)*

(An establishment with equal capital participation rate may be reported several times)

| 2009<br>PSIC<br>Code            | Region/<br>Industry Description                       | Nationality with Highest Capital Participation Rate |        |             |           |                        |
|---------------------------------|---|---|--------|-------------|-----------|------------------------|
|                                 |   | Japanese  | Korean | Singaporean | Taiwanese | Other<br>Nationalities |
|                                 |   | (7)   | (8)    | (9)         | (10)      | (11)                   |
| H52211                          | Freight terminal facilities for trucking companies    | S   | S      | S           | S         | S                      |
| H52220                          | Service activities incidental to water transportation | -   | -      | -           | -         | -                      |
| H52243                          | Cargo handling, auxiliary activity to water transport | S   | S      | S           | S         | S                      |
| H52291                          | Freight forwarding services                           | -   | -      | -           | -         | -                      |
| H52292                          | Customs brokerage (ship and aircraft)                 | }   | -      | -           | -         | -                      |
| H52293                          | Logistics services                                    |   | -      | -           | -         | -                      |
| H53202                          | Messenger service                                     | S   | S      | S           | S         | S                      |
| <b>VIII - Eastern Visayas</b>   |   | -   | -      | -           | -         | -                      |
| H49201                          | Inter-urban bus line operation                        | }   | -      | -           | -         | -                      |
| H49203                          | Local bus line operation                              |   | -      | -           | -         | -                      |
| H49204                          | Chartered buses operation (e.g. tourist buses)        |   | -      | -           | -         | -                      |
| H50112                          | Interisland water passenger transport                 | S   | S      | S           | S         | S                      |
| H50122                          | Interisland water freight transport                   | S   | S      | S           | S         | S                      |
| H52109                          | Storage and warehousing, n.e.c.                       | S   | S      | S           | S         | S                      |
| H52220                          | Service activities incidental to water transportation | }   | -      | -           | -         | -                      |
| H52243                          | Cargo handling, auxiliary activity to water transport |   | -      | -           | -         | -                      |
| <b>IX - Zamboanga Peninsula</b> |   | -   | -      | -           | -         | -                      |
| H50112                          | Interisland water passenger transport                 | -   | -      | -           | -         | -                      |
| H52220                          | Service activities incidental to water transportation | }   | -      | -           | -         | -                      |
| H52243                          | Cargo handling, auxiliary activity to water transport |   | -      | -           | -         | -                      |
| <b>X - Northern Mindanao</b>    |   | -   | -      | -           | -         | -                      |
| H49201                          | Inter-urban bus line operation                        | -   | -      | -           | -         | -                      |
| H49204                          | Chartered buses operation (e.g. tourist buses)        | S   | S      | S           | S         | S                      |
| H49332                          | Freight truck operation                               | -   | -      | -           | -         | -                      |
| H50112                          | Interisland water passenger transport                 | S   | S      | S           | S         | S                      |
| H52220                          | Service activities incidental to water transportation | -   | -      | -           | -         | -                      |
| H52243                          | Cargo handling, auxiliary activity to water transport | -   | -      | -           | -         | -                      |
| H52291                          | Freight forwarding services                           | S   | S      | S           | S         | S                      |
| H52292                          | Customs brokerage (ship and aircraft)                 | S   | S      | S           | S         | S                      |

TABLE 10a Number of Reporting Establishments and Nationality with Highest Capital Participation Rate as of December 31 for Transportation and Storage Establishments with Total Employment of 20 and Over by Region and Industry Sub-Class: Philippines, 2010 *(Concluded)*

(An establishment with equal capital participation rate may be reported several times)

| 2009<br>PSIC<br>Code | Region/<br>Industry Description                                 | Nationality with Highest Capital Participation Rate |             |             |             |                        |
|----------------------|---|---|-------------|-------------|-------------|------------------------|
|                      |   | Japanese  | Korean      | Singaporean | Taiwanese   | Other<br>Nationalities |
|                      |   | (7)   | (8)         | (9)         | (10)        | (11)                   |
|                      | <b>XI - Davao Region</b>  | -   | -           | -           | -           | <b>1</b>               |
| H49202               | Urban and suburban bus line operation                           | S   | S           | S           | S           | S                      |
| H49203               | Local bus line operation  | -   | -           | -           | -           | -                      |
| H49323               | Public utility cars and taxicabs operation                      | S   | S           | S           | S           | S                      |
| H49332               | Freight truck operation   | -   | -           | -           | -           | -                      |
| H50123               | Towing and pushing services on coastal and trans-oceanic waters | S   | S           | S           | S           | S                      |
| H52103               | Customs bonded warehouses                                       | S   | S           | S           | S           | S                      |
| H52220               | Service activities incidental to water transportation           | -   | -           | -           | -           | -                      |
| H52291               | Freight forwarding services                                     | }   | -           | -           | -           | -                      |
| H52292               | Customs brokerage (ship and aircraft)                           |   | }           | -           | -           | -                      |
|                      | <b>XII - SOCCSKSARGEN</b>                                       | <i>a/ -</i>   |             | <i>a/ -</i> | <i>a/ -</i> | <i>a/ -</i>            |
| H49201               | Inter-urban bus line operation                                  | S   | S           | S           | S           | S                      |
| H49332               | Freight truck operation   | -   | -           | -           | -           | -                      |
| H50122               | Interisland water freight transport                             | S   | S           | S           | S           | S                      |
| H52104               | Cold storage  | S   | S           | S           | S           | S                      |
| H52220               | Service activities incidental to water transportation           | <i>b/ -</i>   | <i>b/ -</i> | <i>b/ -</i> | <i>b/ -</i> | <i>b/ -</i>            |
| H52243               | Cargo handling, auxiliary activity to water transport           | S   | S           | S           | S           | S                      |
| H52291               | Freight forwarding services                                     | S   | S           | S           | S           | S                      |
|                      | <b>XIII - Caraga</b>  | -   | -           | -           | -           | -                      |
| H49331               | Truck-for-hire operation (with driver)                          | S   | S           | S           | S           | S                      |
| H49332               | Freight truck operation   | S   | S           | S           | S           | S                      |
| H52220               | Service activities incidental to water transportation           | S   | S           | S           | S           | S                      |
|                      | <b>Autonomous Region in Muslim Mindanao</b>                     | <i>c/</i>   | <i>c/</i>   | <i>c/</i>   | <i>c/</i>   | <i>c/</i>              |
| H52220               | Service activities incidental to water transportation           | <i>d/</i>   | <i>d/</i>   | <i>d/</i>   | <i>d/</i>   | <i>d/</i>              |

*a/ - Includes data of ARMM*

*b/ - Includes data H52220 of ARMM*

*c/ - Data combined with SOCCKSARGEN*

*d/ - Data combined with H52220 of SOCCKSARGEN*

# **Statistical Tables**

**For Establishments with Total Employment  
of Less Than 20**

**National Tables**

TABLE 1b Summary Statistics for Transportation and Storage Establishments with Total Employment of Less Than 20 by Industry Sub-Class: Philippines, 2010

(Value in thousand pesos. Details may not add up to total due to rounding and/or statistical disclosure control)

| 2009<br>PSIC<br>Code | Industry Description   | Number<br>of<br>Establishments | Employment<br>as of November 15 |                   | Total<br>Compensation | Total<br>Revenue  |
|----------------------|--|--------------------------------|---------------------------------|-------------------|-----------------------|-------------------|
|                      |  |                                | Total                           | Paid<br>Employees |                       |                   |
|                      |  | (1)                            | (2)                             | (3)               | (4)                   | (5)               |
| <b>Philippines</b>   |  | <b>2,095</b>                   | <b>20,733</b>                   | <b>19,974</b>     | <b>2,803,955</b>      | <b>17,949,053</b> |
| H49201               | Inter-urban bus line operation   | 33                             | 708                             | 708               | 38,062                | 140,283           |
| H49202               | Urban and suburban bus line operation                                  | 9                              | 105                             | 81                | 3,710                 | 15,936            |
| H49203               | Local bus line operation   | 73                             | 678                             | 652               | 36,982                | 142,744           |
| H49204               | Chartered buses operation (e.g. tourist buses)                         | 50                             | 703                             | 703               | 71,750                | 200,910           |
| H49205               | Operation of school buses/shuttle                                      | 9                              | 68                              | 62                | 8,740                 | 74,363            |
| H49209               | Transport via buses, n.e.c.  |                                |                                 |                   |                       |                   |
| H49323               | Public utility cars and taxicabs operation                             | 38                             | 241                             | 168               | 18,933                | 85,997            |
| H49324               | Chartered cars operation (rent-a-car)                                  |                                |                                 |                   |                       |                   |
| H49331               | Truck-for-hire operation (with driver)                                 | 14                             | 142                             | 142               | 18,283                | 93,988            |
| H49332               | Freight truck operation  | 430                            | 4,779                           | 4,615             | 487,058               | 3,600,957         |
| H49333               | Tank truck delivery services   | 8                              | 78                              | 72                | 2,680                 | 103,180           |
| H50112               | Interisland water passenger transport                                  | 11                             | 112                             | 110               | 14,579                | 238,946           |
| H50121               | Ocean freight transport  | 10                             | 78                              | 72                | 24,766                | 92,893            |
| H50122               | Interisland water freight transport                                    | 21                             | 324                             | 309               | 39,869                | 157,033           |
| H50123               | Towing and pushing services on coastal and trans-oceanic waters        | 5                              | 58                              | 57                | 6,800                 | 90,261            |
| H50210               | Inland passenger water transport                                       | 33                             | 304                             | 276               | 12,727                | 173,506           |
| H50220               | Inland freight water transport   | 9                              | 74                              | 34                | 5,094                 | 35,479            |
| H51103               | Non-scheduled air passenger transport                                  | 14                             | 135                             | 135               | 38,286                | 360,669           |
| H52101               | General bonded warehouses except grain warehouse                       | 9                              | 63                              | 61                | 8,920                 | 85,644            |
| H52102               | Grain warehouses   | 4                              | 20                              | 20                | 1,933                 | 7,745             |
| H52103               | Customs bonded warehouses  | 7                              | 80                              | 80                | 21,240                | 122,975           |
| H52104               | Cold storage   | 80                             | 1,207                           | 1,103             | 172,988               | 2,107,542         |
| H52109               | Storage and warehousing, n.e.c.  | 44                             | 374                             | 374               | 75,751                | 1,391,923         |
| H52211               | Freight terminal facilities for trucking companies                     | s                              | s                               | s                 | s                     | s                 |
| H52212               | Operation of parking lots  | 7                              | 22                              | 22                | 2,575                 | 11,013            |
| H52213               | Operation of toll roads and bridges                                    | s                              | s                               | s                 | s                     | s                 |
| H52219               | Other supporting land transport activities, n.e.c.                     | 19                             | 224                             | 224               | 28,882                | 232,348           |
| H52220               | Service activities incidental to water transportation                  | 73                             | 495                             | 476               | 53,046                | 1,364,911         |
| H52230               | Service activities incidental to air transportation                    | 8                              | 51                              | 38                | 13,987                | 243,510           |
| H52241               | Containerized cargo handling, auxiliary activity to land transport     | 6                              | 55                              | 55                | 10,678                | 165,478           |
| H52242               | Non-containerized cargo handling, auxiliary activity to land transport | 5                              | 63                              | 63                | 5,817                 | 13,507            |
| H52243               | Cargo handling, auxiliary activity to water transport                  | s                              | s                               | s                 | s                     | s                 |
| H52291               | Freight forwarding services  | 496                            | 4,043                           | 3,968             | 641,298               | 3,217,077         |
| H52292               | Customs brokerage (ship and aircraft)                                  | 460                            | 4,355                           | 4,209             | 794,308               | 2,666,353         |
| H52293               | Logistics services   | 26                             | 168                             | 156               | 29,214                | 191,615           |
| H52299               | Activities of other transport agencies, n.e.c.                         | 13                             | 181                             | 181               | 18,322                | 63,434            |
| H53201               | Private postal service   | s                              | s                               | s                 | s                     | s                 |
| H53202               | Messenger service  | 66                             | 710                             | 710               | 90,490                | 425,702           |

TABLE 1b Summary Statistics for Transportation and Storage Establishments with Total Employment of Less Than 20 by Industry Sub-Class: Philippines, 2010 *(Concluded)*

(Value in thousand pesos. Details may not add up to total due to rounding and/or statistical disclosure control)

| 2009<br>PSIC<br>Code | Industry Description   | Cost              | Value Added      | Gross Additions<br>to Fixed Assets | Change<br>in Inventories | Subsidies  |
|----------------------|--|-------------------|------------------|------------------------------------|--------------------------|------------|
|                      |  | (6)               | (7)              | (8)                                | (9)                      | (10)       |
|                      | <b>Philippines</b>   | <b>13,472,543</b> | <b>6,539,311</b> | <b>1,080,438</b>                   | <b>321</b>               | <b>100</b> |
| H49201               | Inter-urban bus line operation   | 79,817            | 78,182           | 124,399                            | (4)                      | -          |
| H49202               | Urban and suburban bus line operation                                  | 12,507            | 6,769            | 25,615                             | -                        | -          |
| H49203               | Local bus line operation   | 90,706            | 82,113           | 7,012                              | 12,876                   | -          |
| H49204               | Chartered buses operation (e.g. tourist buses)                         | 113,373           | 129,729          | 52,366                             | -                        | -          |
| H49205               | Operation of school buses/shuttle                                      | 36,705            | 48,117           | 3,654                              | -                        | -          |
| H49209               | Transport via buses, n.e.c.  | }                 | }                | }                                  | -                        | -          |
| H49323               | Public utility cars and taxicabs operation                             | }                 | }                | }                                  | -                        | -          |
| H49324               | Chartered cars operation (rent-a-car)                                  | }                 | }                | }                                  | -                        | -          |
| H49331               | Truck-for-hire operation (with driver)                                 | 75,017            | 20,502           | (12,232)                           | 41                       | -          |
| H49332               | Freight truck operation  | 2,848,836         | 1,116,981        | 165,040                            | 33,101                   | -          |
| H49333               | Tank truck delivery services   | 64,326            | 41,509           | -                                  | -                        | -          |
| H50112               | Interisland water passenger transport                                  | 280,723           | 8,379            | 974                                | 1,198                    | -          |
| H50121               | Ocean freight transport  | 36,449            | 64,336           | 355                                | -                        | -          |
| H50122               | Interisland water freight transport                                    | 115,296           | 37,092           | 17                                 | (16,020)                 | -          |
| H50123               | Towing and pushing services on coastal and trans-oceanic waters        | 71,012            | 36,966           | 9,223                              | 128                      | -          |
| H50210               | Inland passenger water transport                                       | 123,252           | 59,860           | 3,424                              | 266                      | -          |
| H50220               | Inland freight water transport   | 29,760            | 7,079            | -                                  | (13)                     | -          |
| H51103               | Non-scheduled air passenger transport                                  | 276,319           | 157,904          | 4,667                              | 979                      | -          |
| H52101               | General bonded warehouses except grain warehouse                       | 64,110            | 28,763           | 590                                | -                        | -          |
| H52102               | Grain warehouses   | 4,166             | 4,149            | -                                  | -                        | 100        |
| H52103               | Customs bonded warehouses  | 39,059            | 95,309           | 51                                 | -                        | -          |
| H52104               | Cold storage   | 1,811,547         | 673,823          | 47,965                             | 661                      | -          |
| H52109               | Storage and warehousing, n.e.c.  | 1,227,049         | 426,478          | 140,451                            | 17,284                   | -          |
| H52211               | Freight terminal facilities for trucking companies                     | s                 | s                | s                                  | s                        | s          |
| H52212               | Operation of parking lots  | 8,292             | 7,286            | 300                                | -                        | -          |
| H52213               | Operation of toll roads and bridges                                    | s                 | s                | s                                  | s                        | s          |
| H52219               | Other supporting land transport activities, n.e.c.                     | 208,025           | 49,627           | -                                  | -                        | -          |
| H52220               | Service activities incidental to water transportation                  | 1,220,846         | 184,662          | 23,752                             | (21,883)                 | -          |
| H52230               | Service activities incidental to air transportation                    | 208,835           | 276,629          | 251,584                            | 573                      | -          |
| H52241               | Containerized cargo handling, auxiliary activity to land transport     | 101,357           | 71,096           | -                                  | -                        | -          |
| H52242               | Non-containerized cargo handling, auxiliary activity to land transport | 8,713             | 4,911            | -                                  | -                        | -          |
| H52243               | Cargo handling, auxiliary activity to water transport                  | s                 | s                | s                                  | s                        | s          |
| H52291               | Freight forwarding services  | 2,170,794         | 1,191,750        | 103,461                            | (3,917)                  | -          |
| H52292               | Customs brokerage (ship and aircraft)                                  | 1,622,571         | 1,291,160        | 92,355                             | (24,853)                 | -          |
| H52293               | Logistics services   | 137,006           | 62,632           | 75                                 | -                        | -          |
| H52299               | Activities of other transport agencies, n.e.c.                         | 46,025            | 30,628           | 450                                | -                        | -          |
| H53201               | Private postal service   | s                 | s                | s                                  | s                        | s          |
| H53202               | Messenger service  | 242,272           | 189,629          | 4,382                              | (34)                     | -          |

TABLE 2b Number of Establishments and Employment by Type and Sex of Worker for Transportation and Storage Establishments with Total Employment of Less Than 20 by Industry Sub-Class: Philippines, 2010

(Details may not add up to total due to rounding and/or statistical disclosure control)

| 2009<br>PSIC<br>Code | Industry Description  | Number<br>of<br>Establishments | Employment as of November 15 |        |        |        |        |        |
|----------------------|---|--------------------------------|------------------------------|--------|--------|--------|--------|--------|
|                      |   |                                | Total                        |        | Paid   |        | Unpaid |        |
|                      |   |                                | Male                         | Female | Male   | Female | Male   | Female |
|                      |   | (1)                            | (2)                          | (3)    | (4)    | (5)    | (6)    | (7)    |
|                      | Philippines   | 2,095                          | 14,758                       | 5,975  | 14,251 | 5,723  | 507    | 252    |
| H49201               | Inter-urban bus line operation  | 33                             | 681                          | 27     | 681    | 27     | -      | -      |
| H49202               | Urban and suburban bus line operation                                   | 9                              | 93                           | 12     | 77     | 4      | 16     | 8      |
| H49203               | Local bus line operation  | 73                             | 607                          | 71     | 594    | 58     | 13     | 13     |
| H49204               | Chartered buses operation (e.g. tourist buses)                          | 50                             | 567                          | 136    | 567    | 136    | -      | -      |
| H49205               | Operation of school buses/shuttle                                       | 9                              | 51                           | 17     | 48     | 14     | 3      | 3      |
| H49209               | Transport via buses, n.e.c.   |                                |                              |        |        |        |        |        |
| H49323               | Public utility cars and taxicabs operation                              | 38                             | 156                          | 85     | 120    | 48     | 36     | 37     |
| H49324               | Chartered cars operation (rent-a-car)                                   |                                |                              |        |        |        |        |        |
| H49331               | Truck-for-hire operation (with driver)                                  | 14                             | 106                          | 36     | 106    | 36     | -      | -      |
| H49332               | Freight truck operation   | 430                            | 4,088                        | 691    | 3,969  | 646    | 119    | 44     |
| H49333               | Tank truck delivery services  | 8                              | 68                           | 10     | 62     | 10     | 6      | -      |
| H50112               | Interisland water passenger transport                                   | 11                             | 84                           | 28     | 82     | 28     | 2      | -      |
| H50121               | Ocean freight transport   | 10                             | 58                           | 20     | 52     | 20     | 6      | -      |
| H50122               | Interisland water freight transport                                     | 21                             | 294                          | 30     | 279    | 30     | 15     | -      |
| H50123               | Towing and pushing services on coastal and trans-oceanic waters         | 5                              | 50                           | 8      | 49     | 8      | 1      | -      |
| H50210               | Inland passenger water transport  | 33                             | 290                          | 14     | 272    | 4      | 18     | 9      |
| H50220               | Inland freight water transport  | 9                              | 69                           | 5      | 33     | 1      | 36     | 4      |
| H51103               | Non-scheduled air passenger transport                                   | 14                             | 105                          | 30     | 105    | 30     | -      | -      |
| H52101               | General bonded warehouses except grain warehouse                        | 9                              | 51                           | 12     | 49     | 12     | 2      | -      |
| H52102               | Grain warehouses  | 4                              | 16                           | 4      | 16     | 4      | -      | -      |
| H52103               | Customs bonded warehouses   | 7                              | 48                           | 32     | 48     | 32     | -      | -      |
| H52104               | Cold storage  | 80                             | 759                          | 448    | 655    | 448    | 104    | -      |
| H52109               | Storage and warehousing, n.e.c.   | 44                             | 178                          | 196    | 178    | 196    | -      | -      |
| H52211               | Freight terminal facilities for trucking companies                      | s                              | s                            | s      | s      | s      | s      | s      |
| H52212               | Operation of parking lots   | 7                              | 18                           | 4      | 18     | 4      | -      | -      |
| H52213               | Operation of toll roads and bridges                                     | s                              | s                            | s      | s      | s      | s      | s      |
| H52219               | Other supporting land transport activities, n.e.c.                      | 19                             | 166                          | 58     | 166    | 58     | -      | -      |
| H52220               | Service activities incidental to water transportation                   | 73                             | 387                          | 108    | 387    | 89     | -      | 19     |
| H52230               | Service activities incidental to air transportation                     | 8                              | 22                           | 29     | 12     | 26     | 10     | 3      |
| H52241               | Containerized cargo handling, auxiliary activity to land transport      | 6                              | 38                           | 17     | 38     | 17     | -      | -      |
| H52242               | Non- containerized cargo handling, auxiliary activity to land transport | 5                              | 48                           | 15     | 48     | 15     | -      | -      |
| H52243               | Cargo handling, auxiliary activity to water transport                   | s                              | s                            | s      | s      | s      | s      | s      |
| H52291               | Freight forwarding services   | 496                            | 2,192                        | 1,851  | 2,160  | 1,808  | 32     | 43     |
| H52292               | Customs brokerage (ship and aircraft)                                   | 460                            | 2,781                        | 1,574  | 2,702  | 1,507  | 78     | 67     |
| H52293               | Logistics services  | 26                             | 100                          | 68     | 89     | 67     | 10     | 2      |
| H52299               | Activities of other transport agencies, n.e.c.                          | 13                             | 137                          | 44     | 137    | 44     | -      | -      |
| H53201               | Private postal service  | s                              | s                            | s      | s      | s      | s      | s      |
| H53202               | Messenger service   | 66                             | 424                          | 286    | 424    | 286    | -      | -      |

TABLE 3b Number of Establishments and Compensation, Separation and Retirement Pay of Employees for Transportation and Storage Establishments with Total Employment of Less Than 20 by Industry Sub-class: Philippines, 2010

(Value in thousand pesos. Details may not add up to total due to rounding and/or statistical disclosure control)

| 2009<br>PSIC<br>Code | Industry Description   | Number<br>of<br>Establishments | Compensation     |                             |   |   |
|----------------------|--|--------------------------------|------------------|-----------------------------|---|---|
|                      |  |                                | Total            | Gross Salaries<br>and Wages | Employer's<br>Contribution<br>to SSS/GSIS, etc. | Separation,<br>Retirement/<br>Terminal Pay,<br>Gratuities<br>and others |
|                      |  | (1)                            | (2)              | (3)                         | (4)   | (5)   |
| <b>Philippines</b>   |  | <b>2,095</b>                   | <b>2,803,955</b> | <b>2,581,396</b>            | <b>190,095</b>                                  | <b>32,464</b>   |
| H49201               | Inter-urban bus line operation   | 33                             | 38,062           | 35,469                      | 2,593   | -   |
| H49202               | Urban and suburban bus line operation                                  | 9                              | 3,710            | 3,427                       | 283   | -   |
| H49203               | Local bus line operation   | 73                             | 36,982           | 33,877                      | 3,090   | 15  |
| H49204               | Chartered buses operation (e.g. tourist buses)                         | 50                             | 71,750           | 66,461                      | 5,289   | -   |
| H49205               | Operation of school buses/shuttle                                      | 9                              | 8,740            | 7,615                       | 650   | 475   |
| H49209               | Transport via buses, n.e.c.  | }                              |                  |                             |   |   |
| H49323               | Public utility cars and taxicabs operation                             | }                              | 38               | 18,933                      | 2,134   | -   |
| H49324               | Chartered cars operation (rent-a-car)                                  | }                              |                  |                             |   |   |
| H49331               | Truck-for-hire operation (with driver)                                 | 14                             | 18,283           | 17,050                      | 1,233   | -   |
| H49332               | Freight truck operation  | 430                            | 487,058          | 442,447                     | 36,827  | 7,784   |
| H49333               | Tank truck delivery services   | 8                              | 2,680            | 2,523                       | 157   | -   |
| H50112               | Interisland water passenger transport                                  | 11                             | 14,579           | 14,044                      | 509   | 26  |
| H50121               | Ocean freight transport  | 10                             | 24,766           | 24,000                      | 766   | -   |
| H50122               | Interisland water freight transport                                    | 21                             | 39,869           | 36,821                      | 2,928   | 120   |
| H50123               | Towing and pushing services on coastal and trans-oceanic waters        | 5                              | 6,800            | 6,295                       | 505   | -   |
| H50210               | Inland passenger water transport                                       | 33                             | 12,727           | 12,529                      | 198   | -   |
| H50220               | Inland freight water transport   | 9                              | 5,094            | 1,494                       | 3,600   | -   |
| H51103               | Non-scheduled air passenger transport                                  | 14                             | 38,286           | 36,738                      | 1,443   | 105   |
| H52101               | General bonded warehouses except grain warehouse                       | 9                              | 8,920            | 7,882                       | 1,038   | -   |
| H52102               | Grain warehouses   | 4                              | 1,933            | 1,765                       | 168   | -   |
| H52103               | Customs bonded warehouses  | 7                              | 21,240           | 20,311                      | 930   | -   |
| H52104               | Cold storage   | 80                             | 172,988          | 161,631                     | 11,357  | -   |
| H52109               | Storage and warehousing, n.e.c.  | 44                             | 75,751           | 72,240                      | 3,511   | -   |
| H52211               | Freight terminal facilities for trucking companies                     | s                              | s                | s                           | s   | s   |
| H52212               | Operation of parking lots  | 7                              | 2,575            | 2,515                       | 60  | -   |
| H52213               | Operation of toll roads and bridges                                    | s                              | s                | s                           | s   | s   |
| H52219               | Other supporting land transport activities, n.e.c.                     | 19                             | 28,882           | 27,394                      | 1,488   | -   |
| H52220               | Service activities incidental to water transportation                  | 73                             | 53,046           | 48,772                      | 3,861   | 414   |
| H52230               | Service activities incidental to air transportation                    | 8                              | 13,987           | 13,155                      | 722   | 110   |
| H52241               | Containerized cargo handling, auxiliary activity to land transport     | 6                              | 10,678           | 9,303                       | 1,009   | 367   |
| H52242               | Non-containerized cargo handling, auxiliary activity to land transport | 5                              | 5,817            | 4,963                       | 854   | -   |
| H52243               | Cargo handling, auxiliary activity to water transport                  | s                              | s                | s                           | s   | s   |
| H52291               | Freight forwarding services  | 496                            | 641,298          | 589,129                     | 48,441  | 3,728   |
| H52292               | Customs brokerage (ship and aircraft)                                  | 460                            | 794,308          | 737,768                     | 43,525  | 13,015  |
| H52293               | Logistics services   | 26                             | 29,214           | 27,511                      | 1,704   | -   |
| H52299               | Activities of other transport agencies, n.e.c.                         | 13                             | 18,322           | 15,153                      | 3,142   | 27  |
| H53201               | Private postal service   | s                              | s                | s                           | s   | s   |
| H53202               | Messenger service  | 66                             | 90,490           | 78,646                      | 5,883   | 5,962   |

TABLE 4b Number of Establishments and Revenue by Type for Transportation and Storage Establishments  
with Total Employment of Less Than 20 by Industry Sub-Class: Philippines, 2010

(Value in thousand pesos. Details may not add up to total due to rounding and/or statistical disclosure control)

| 2009<br>PSIC<br>Code | Industry Description  | Number<br>of<br>Establishments | Revenue    |                                  |   |                    |  |                    |
|----------------------|---|--------------------------------|------------|----------------------------------|---|--------------------|--|--------------------|
|                      |   |                                | Total      | Revenue<br>from Main<br>Activity | Non-industrial<br>Services Done<br>for Others | Interest<br>Income | Industrial<br>Services<br>Done<br>for Others | Dividend<br>Income |
|                      |   |                                |            |                                  |   |                    |  |                    |
| Philippines          |   | 2,095                          | 17,949,053 | 17,240,149                       | 408,901                                       | 23,766             | -  | 5,672              |
| H49201               | Inter-urban bus line operation  | 33                             | 140,283    | 137,875                          | 2,403   | 6                  | -  | -                  |
| H49202               | Urban and suburban bus line operation                                   | 9                              | 15,936     | 15,936                           | -   | -                  | -  | -                  |
| H49203               | Local bus line operation  | 73                             | 142,744    | 142,507                          | 220   | 18                 | -  | -                  |
| H49204               | Chartered buses operation (e.g. tourist buses)                          | 50                             | 200,910    | 199,472                          | -   | -                  | -  | 1,438              |
| H49205               | Operation of school buses/shuttle                                       | 9                              | 74,363     | 74,352                           | -   | 11                 | -  | -                  |
| H49209               | Transport via buses, n.e.c.   | }                              |            |                                  |   |                    |  |                    |
| H49323               | Public utility cars and taxicabs operation                              | }                              | 38         | 85,997                           | 84,222  | -                  | 269  | -                  |
| H49324               | Chartered cars operation (rent-a-car)                                   | }                              |            |                                  |   |                    |  |                    |
| H49331               | Truck-for-hire operation (with driver)                                  | 14                             | 93,988     | 88,782                           | 5,206   | -                  | -  | -                  |
| H49332               | Freight truck operation   | 430                            | 3,600,957  | 3,600,832                        | -   | 124                | -  | -                  |
| H49333               | Tank truck delivery services  | 8                              | 103,180    | 102,913                          | -   | -                  | -  | -                  |
| H50112               | Interisland water passenger transport                                   | 11                             | 238,946    | 234,741                          | 3,347   | 206                | -  | -                  |
| H50121               | Ocean freight transport   | 10                             | 92,893     | 87,722                           | 5,148   | 23                 | -  | -                  |
| H50122               | Interisland water freight transport                                     | 21                             | 157,033    | 157,033                          | -   | -                  | -  | -                  |
| H50123               | Towing and pushing services on coastal and trans-oceanic waters         | 5                              | 90,261     | 86,531                           | 107   | 3,245              | -  | 1                  |
| H50210               | Inland passenger water transport  | 33                             | 173,506    | 170,948                          | 422   | 73                 | -  | -                  |
| H50220               | Inland freight water transport  | 9                              | 35,479     | 35,419                           | 61  | -                  | -  | -                  |
| H51103               | Non-scheduled air passenger transport                                   | 14                             | 360,669    | 341,782                          | 18,777  | 84                 | -  | -                  |
| H52101               | General bonded warehouses except grain warehouse                        | 9                              | 85,644     | 85,644                           | -   | -                  | -  | -                  |
| H52102               | Grain warehouses  | 4                              | 7,745      | 7,745                            | -   | -                  | -  | -                  |
| H52103               | Customs bonded warehouses   | 7                              | 122,975    | 120,549                          | -   | 27                 | -  | 2,399              |
| H52104               | Cold storage  | 80                             | 2,107,542  | 2,103,294                        | -   | 459                | -  | -                  |
| H52109               | Storage and warehousing, n.e.c.   | 44                             | 1,391,923  | 1,248,500                        | 141,632                                       | 1,641              | -  | -                  |
| H52211               | Freight terminal facilities for trucking companies                      | s                              | s          | s                                | s   | s                  | s  | s                  |
| H52212               | Operation of parking lots   | 7                              | 11,013     | 11,011                           | -   | 2                  | -  | -                  |
| H52213               | Operation of toll roads and bridges                                     | s                              | s          | s                                | s   | s                  | s  | s                  |
| H52219               | Other supporting land transport activities, n.e.c.                      | 19                             | 232,348    | 232,108                          | 49  | 190                | -  | -                  |
| H52220               | Service activities incidental to water transportation                   | 73                             | 1,364,911  | 1,126,749                        | -   | 653                | -  | 53                 |
| H52230               | Service activities incidental to air transportation                     | 8                              | 243,510    | 242,914                          | -   | 596                | -  | -                  |
| H52241               | Containerized cargo handling, auxiliary activity to land transport      | 6                              | 165,478    | 165,477                          | -   | -                  | -  | -                  |
| H52242               | Non- containerized cargo handling, auxiliary activity to land transport | 5                              | 13,507     | 13,269                           | 238   | -                  | -  | -                  |
| H52243               | Cargo handling, auxiliary activity to water transport                   | s                              | s          | s                                | s   | s                  | s  | s                  |
| H52291               | Freight forwarding services   | 496                            | 3,217,077  | 3,130,071                        | 69,960  | 13,608             | -  | -                  |
| H52292               | Customs brokerage (ship and aircraft)                                   | 460                            | 2,666,353  | 2,507,938                        | 145,780                                       | 2,099              | -  | -                  |
| H52293               | Logistics services  | 26                             | 191,615    | 191,127                          | -   | -                  | -  | -                  |
| H52299               | Activities of other transport agencies, n.e.c.                          | 13                             | 63,434     | 62,447                           | 982   | 6                  | -  | -                  |
| H53201               | Private postal service  | s                              | s          | s                                | s   | s                  | s  | s                  |
| H53202               | Messenger service   | 66                             | 425,702    | 400,466                          | 14,420  | 388                | -  | 1,650              |

TABLE 4b Number of Establishments and Revenue by Type for Transportation and Storage Establishments  
with Total Employment of Less Than 20 by Industry Sub-Class: Philippines, 2010 *(Concluded)*

(Value in thousand pesos. Details may not add up to total due to rounding and/or statistical disclosure control)

| 2009<br>PSIC<br>Code | Industry Description   | Revenue                           |   |                                 |                   |                     |                              |                 |
|----------------------|--|-----------------------------------|---|---------------------------------|-------------------|---------------------|------------------------------|-----------------|
|                      |  | Commissions<br>and Fees<br>Earned | Delivery charges<br>separately invoiced<br>to customers | Value<br>of Goods<br>for Resale | Royalty<br>Income | Franchise<br>Income | Foreign<br>Exchange<br>Gains | Other<br>Income |
|                      |  | (8)                               | (9)   | (10)                            | (11)              | (12)                | (13)                         | (14)            |
|                      | <b>Philippines</b>   | <b>5,757</b>                      | <b>-</b>  | <b>234,097</b>                  | <b>1,458</b>      | <b>7,250</b>        | <b>3,295</b>                 | <b>18,707</b>   |
| H49201               | Inter-urban bus line operation   | -                                 | -   | -                               | -                 | -                   | -                            | -               |
| H49202               | Urban and suburban bus line operation                                  | -                                 | -   | -                               | -                 | -                   | -                            | -               |
| H49203               | Local bus line operation   | -                                 | -   | -                               | -                 | -                   | -                            | -               |
| H49204               | Chartered buses operation (e.g. tourist buses)                         | -                                 | -   | -                               | -                 | -                   | -                            | -               |
| H49205               | Operation of school buses/shuttle                                      | -                                 | -   | -                               | -                 | -                   | -                            | -               |
| H49209               | Transport via buses, n.e.c.  | -                                 | -   | -                               | -                 | -                   | -                            | -               |
| H49323               | Public utility cars and taxicabs operation                             | -                                 | -   | -                               | -                 | -                   | -                            | 1,506           |
| H49324               | Chartered cars operation (rent-a-car)                                  | -                                 | -   | -                               | -                 | -                   | -                            | -               |
| H49331               | Truck-for-hire operation (with driver)                                 | -                                 | -   | -                               | -                 | -                   | -                            | -               |
| H49332               | Freight truck operation  | -                                 | -   | -                               | -                 | -                   | -                            | -               |
| H49333               | Tank truck delivery services   | -                                 | -   | -                               | -                 | -                   | -                            | 267             |
| H50112               | Interisland water passenger transport                                  | -                                 | -   | -                               | -                 | -                   | 652                          | -               |
| H50121               | Ocean freight transport  | -                                 | -   | -                               | -                 | -                   | -                            | -               |
| H50122               | Interisland water freight transport                                    | -                                 | -   | -                               | -                 | -                   | -                            | -               |
| H50123               | Towing and pushing services on coastal and trans-oceanic waters        | -                                 | -   | -                               | -                 | -                   | -                            | 377             |
| H50210               | Inland passenger water transport                                       | -                                 | -   | -                               | -                 | -                   | 2,062                        | -               |
| H50220               | Inland freight water transport   | -                                 | -   | -                               | -                 | -                   | -                            | -               |
| H51103               | Non-scheduled air passenger transport                                  | -                                 | -   | -                               | -                 | -                   | -                            | 26              |
| H52101               | General bonded warehouses except grain warehouse                       | -                                 | -   | -                               | -                 | -                   | -                            | -               |
| H52102               | Grain warehouses   | -                                 | -   | -                               | -                 | -                   | -                            | -               |
| H52103               | Customs bonded warehouses  | -                                 | -   | -                               | -                 | -                   | -                            | -               |
| H52104               | Cold storage   | -                                 | -   | -                               | -                 | -                   | -                            | 3,789           |
| H52109               | Storage and warehousing, n.e.c.  | 150                               | -   | -                               | -                 | -                   | -                            | -               |
| H52211               | Freight terminal facilities for trucking companies                     | S                                 | S   | S                               | S                 | S                   | S                            | S               |
| H52212               | Operation of parking lots  | -                                 | -   | -                               | -                 | -                   | -                            | -               |
| H52213               | Operation of toll roads and bridges                                    | S                                 | S   | S                               | S                 | S                   | S                            | S               |
| H52219               | Other supporting land transport activities, n.e.c.                     | -                                 | -   | -                               | -                 | -                   | -                            | -               |
| H52220               | Service activities incidental to water transportation                  | -                                 | -   | 234,097                         | -                 | -                   | -                            | 3,359           |
| H52230               | Service activities incidental to air transportation                    | -                                 | -   | -                               | -                 | -                   | -                            | -               |
| H52241               | Containerized cargo handling, auxiliary activity to land transport     | -                                 | -   | -                               | -                 | -                   | -                            | -               |
| H52242               | Non-containerized cargo handling, auxiliary activity to land transport | -                                 | -   | -                               | -                 | -                   | -                            | -               |
| H52243               | Cargo handling, auxiliary activity to water transport                  | S                                 | S   | S                               | S                 | S                   | S                            | S               |
| H52291               | Freight forwarding services  | -                                 | -   | -                               | -                 | -                   | 241                          | 3,197           |
| H52292               | Customs brokerage (ship and aircraft)                                  | 5,607                             | -   | -                               | -                 | -                   | 172                          | 4,756           |
| H52293               | Logistics services   | -                                 | -   | -                               | -                 | -                   | -                            | 488             |
| H52299               | Activities of other transport agencies, n.e.c.                         | -                                 | -   | -                               | -                 | -                   | -                            | -               |
| H53201               | Private postal service   | S                                 | S   | S                               | S                 | S                   | S                            | S               |
| H53202               | Messenger service  | -                                 | -   | -                               | 1,458             | 7,250               | 14                           | 55              |

TABLE 4b.1 Number of Establishments and Revenue from Main Activity by Type of Transaction for Transportation and Storage Establishments with Total Employment of Less Than 20 by Industry Sub-Class: Philippines, 2010

(Value in thousand pesos. Details may not add up to total due to rounding and/or statistical disclosure control)

| 2009<br>PSIC<br>Code | Industry Description  | Number<br>of<br>Establishments | Revenue from Main Activity |                                    |                                     |   |
|----------------------|---|--------------------------------|----------------------------|------------------------------------|-------------------------------------|---|
|                      |   |                                | Total                      | Transactions Within<br>the Country | Transactions Outside<br>the Country |   |
|                      |   | (1)                            | (2)                        | (3)                                | (4)                                 |   |
| Philippines          |   | 2,095                          | 17,240,149                 | 17,144,305                         | 95,844                              |   |
| H49201               | Inter-urban bus line operation  | 33                             | 137,875                    | 137,875                            | -                                   |   |
| H49202               | Urban and suburban bus line operation                                   | 9                              | 15,936                     | 15,936                             | -                                   |   |
| H49203               | Local bus line operation  | 73                             | 142,507                    | 142,507                            | -                                   |   |
| H49204               | Chartered buses operation (e.g. tourist buses)                          | 50                             | 199,472                    | 199,472                            | -                                   |   |
| H49205               | Operation of school buses/shuttle                                       | 9                              | 74,352                     | 74,352                             | -                                   |   |
| H49209               | Transport via buses, n.e.c.   | }                              |                            |                                    |                                     |   |
| H49323               | Public utility cars and taxicabs operation                              | }                              | 38                         | 84,222                             | 84,222                              | - |
| H49324               | Chartered cars operation (rent-a-car)                                   | }                              |                            |                                    |                                     |   |
| H49331               | Truck-for-hire operation (with driver)                                  | 14                             | 88,782                     | 54,675                             | 34,107                              |   |
| H49332               | Freight truck operation   | 430                            | 3,600,832                  | 3,600,832                          | -                                   |   |
| H49333               | Tank truck delivery services  | 8                              | 102,913                    | 102,913                            | -                                   |   |
| H50112               | Interisland water passenger transport                                   | 11                             | 234,741                    | 234,741                            | -                                   |   |
| H50121               | Ocean freight transport   | 10                             | 87,722                     | 73,868                             | 13,854                              |   |
| H50122               | Interisland water freight transport                                     | 21                             | 157,033                    | 157,033                            | -                                   |   |
| H50123               | Towing and pushing services on coastal and trans-oceanic waters         | 5                              | 86,531                     | 86,531                             | -                                   |   |
| H50210               | Inland passenger water transport  | 33                             | 170,948                    | 170,948                            | -                                   |   |
| H50220               | Inland freight water transport  | 9                              | 35,419                     | 35,419                             | -                                   |   |
| H51103               | Non-scheduled air passenger transport                                   | 14                             | 341,782                    | 341,782                            | -                                   |   |
| H52101               | General bonded warehouses except grain warehouse                        | 9                              | 85,644                     | 85,644                             | -                                   |   |
| H52102               | Grain warehouses  | 4                              | 7,745                      | 7,745                              | -                                   |   |
| H52103               | Customs bonded warehouses   | 7                              | 120,549                    | 120,549                            | -                                   |   |
| H52104               | Cold storage  | 80                             | 2,103,294                  | 2,103,294                          | -                                   |   |
| H52109               | Storage and warehousing, n.e.c.   | 44                             | 1,248,500                  | 1,248,500                          | -                                   |   |
| H52211               | Freight terminal facilities for trucking companies                      | s                              | s                          | s                                  | s                                   |   |
| H52212               | Operation of parking lots   | 7                              | 11,011                     | 11,011                             | -                                   |   |
| H52213               | Operation of toll roads and bridges                                     | s                              | s                          | s                                  | s                                   |   |
| H52219               | Other supporting land transport activities, n.e.c.                      | 19                             | 232,108                    | 232,108                            | -                                   |   |
| H52220               | Service activities incidental to water transportation                   | 73                             | 1,126,749                  | 1,126,749                          | -                                   |   |
| H52230               | Service activities incidental to air transportation                     | 8                              | 242,914                    | 242,914                            | -                                   |   |
| H52241               | Containerized cargo handling, auxiliary activity to land transport      | 6                              | 165,477                    | 165,477                            | -                                   |   |
| H52242               | Non- containerized cargo handling, auxiliary activity to land transport | 5                              | 13,269                     | 13,269                             | -                                   |   |
| H52243               | Cargo handling, auxiliary activity to water transport                   | s                              | s                          | s                                  | s                                   |   |
| H52291               | Freight forwarding services   | 496                            | 3,130,071                  | 3,107,798                          | 22,274                              |   |
| H52292               | Customs brokerage (ship and aircraft)                                   | 460                            | 2,507,938                  | 2,502,479                          | 5,459                               |   |
| H52293               | Logistics services  | 26                             | 191,127                    | 170,976                            | 20,151                              |   |
| H52299               | Activities of other transport agencies, n.e.c.                          | 13                             | 62,447                     | 62,447                             | -                                   |   |
| H53201               | Private postal service  | s                              | s                          | s                                  | s                                   |   |
| H53202               | Messenger service   | 66                             | 400,466                    | 400,466                            | -                                   |   |

TABLE 4b.2 Number of Establishments and Value of Non-Industrial Services Done for Others by Type for Transportation and Storage Establishments with Total Employment of Less Than 20 by Industry Sub-Class: Philippines, 2010

(Value in thousand pesos. Details may not add up to total due to rounding and/or statistical disclosure control)

| 2009<br>PSIC<br>Code | Industry Description  | Number<br>of<br>Establishments | Non-Industrial Services Done for Others |                             |  |                        |                                      |         |
|----------------------|---|--------------------------------|---|-----------------------------|--|------------------------|--------------------------------------|---------|
|                      |   |                                | Total                                   | Rent<br>Income<br>from Land | Rental Income<br>from Building<br>and Structures | Other Rental<br>Income | Other Non-<br>Industrial<br>Services |         |
|                      |   | (1)                            | (2)                                     | (3)                         | (4)  | (5)                    | (6)                                  |         |
| Philippines          |   |                                | 2,095                                   | 408,901                     | 63,866   | 13,860                 | 1,210                                | 329,965 |
| H49201               | Inter-urban bus line operation  | 33                             | 2,403                                   | -                           | 2,403  | -                      | -                                    |         |
| H49202               | Urban and suburban bus line operation                                   | 9                              | -                                       | -                           | -  | -                      | -                                    |         |
| H49203               | Local bus line operation  | 73                             | 220                                     | -                           | 220  | -                      | -                                    |         |
| H49204               | Chartered buses operation (e.g. tourist buses)                          | 50                             | -                                       | -                           | -  | -                      | -                                    |         |
| H49205               | Operation of school buses/shuttle                                       | 9                              | -                                       | -                           | -  | -                      | -                                    |         |
| H49209               | Transport via buses, n.e.c.   | }                              |   |                             |  |                        |                                      |         |
| H49323               | Public utility cars and taxicabs operation                              | }                              | 38                                      | -                           | -  | -                      | -                                    |         |
| H49324               | Chartered cars operation (rent-a-car)                                   | }                              |   |                             |  |                        |                                      |         |
| H49331               | Truck-for-hire operation (with driver)                                  | 14                             | 5,206                                   | 5,206                       | -  | -                      | -                                    |         |
| H49332               | Freight truck operation   | 430                            | -                                       | -                           | -  | -                      | -                                    |         |
| H49333               | Tank truck delivery services  | 8                              | -                                       | -                           | -  | -                      | -                                    |         |
| H50112               | Interisland water passenger transport                                   | 11                             | 3,347                                   | -                           | 1,651  | -                      | 1,696                                |         |
| H50121               | Ocean freight transport   | 10                             | 5,148                                   | -                           | -  | -                      | 5,148                                |         |
| H50122               | Interisland water freight transport                                     | 21                             | -                                       | -                           | -  | -                      | -                                    |         |
| H50123               | Towing and pushing services on coastal and trans-oceanic waters         | 5                              | 107                                     | -                           | 107  | -                      | -                                    |         |
| H50210               | Inland passenger water transport  | 33                             | 422                                     | -                           | -  | -                      | 422                                  |         |
| H50220               | Inland freight water transport  | 9                              | 61                                      | -                           | -  | -                      | 61                                   |         |
| H51103               | Non-scheduled air passenger transport                                   | 14                             | 18,777                                  | -                           | -  | -                      | 18,777                               |         |
| H52101               | General bonded warehouses except grain warehouse                        | 9                              | -                                       | -                           | -  | -                      | -                                    |         |
| H52102               | Grain warehouses  | 4                              | -                                       | -                           | -  | -                      | -                                    |         |
| H52103               | Customs bonded warehouses   | 7                              | -                                       | -                           | -  | -                      | -                                    |         |
| H52104               | Cold storage  | 80                             | -                                       | -                           | -  | -                      | -                                    |         |
| H52109               | Storage and warehousing, n.e.c.   | 44                             | 141,632                                 | -                           | -  | -                      | 141,632                              |         |
| H52211               | Freight terminal facilities for trucking companies                      | s                              | s                                       | s                           | s  | s                      | s                                    |         |
| H52212               | Operation of parking lots   | 7                              | -                                       | -                           | -  | -                      | -                                    |         |
| H52213               | Operation of toll roads and bridges                                     | s                              | s                                       | s                           | s  | s                      | s                                    |         |
| H52219               | Other supporting land transport activities, n.e.c.                      | 19                             | 49                                      | -                           | -  | -                      | 49                                   |         |
| H52220               | Service activities incidental to water transportation                   | 73                             | -                                       | -                           | -  | -                      | -                                    |         |
| H52230               | Service activities incidental to air transportation                     | 8                              | -                                       | -                           | -  | -                      | -                                    |         |
| H52241               | Containerized cargo handling, auxiliary activity to land transport      | 6                              | -                                       | -                           | -  | -                      | -                                    |         |
| H52242               | Non- containerized cargo handling, auxiliary activity to land transport | 5                              | 238                                     | -                           | -  | -                      | 238                                  |         |
| H52243               | Cargo handling, auxiliary activity to water transport                   | s                              | s                                       | s                           | s  | s                      | s                                    |         |
| H52291               | Freight forwarding services   | 496                            | 69,960                                  | 58,660                      | -  | 228                    | 11,072                               |         |
| H52292               | Customs brokerage (ship and aircraft)                                   | 460                            | 145,780                                 | -                           | 7,739  | -                      | 138,041                              |         |
| H52293               | Logistics services  | 26                             | -                                       | -                           | -  | -                      | -                                    |         |
| H52299               | Activities of other transport agencies, n.e.c.                          | 13                             | 982                                     | -                           | -  | 982                    | -                                    |         |
| H53201               | Private postal service  | s                              | s                                       | s                           | s  | s                      | s                                    |         |
| H53202               | Messenger service   | 66                             | 14,420                                  | -                           | 1,610  | -                      | 12,809                               |         |

TABLE 5b Number of Establishments and Cost by Type for Transportation and Storage Establishments with Total Employment of Less Than 20 by Industry Sub-Class: Philippines, 2010

(Value in thousand pesos. Details may not add up to total due to rounding and/or statistical disclosure control)

| 2009<br>PSIC<br>Code | Industry Description  | Number<br>of<br>Establishments | Cost              |  |   |  |                                       |
|----------------------|---|--------------------------------|-------------------|--|---|--|---------------------------------------|
|                      |   |                                | Total             | Materials<br>and Supplies<br>Purchased | Fuels,<br>Lubricants,<br>Oils<br>and Greases<br>Purchased | Cost<br>of Non-<br>Industrial<br>Services<br>Done by<br>Others | Electricity<br>and Water<br>Purchased |
|                      |   | (1)                            | (2)               | (3)                                    | (4)   | (5)  | (6)                                   |
| <b>Philippines</b>   |   | <b>2,095</b>                   | <b>13,472,543</b> | <b>2,176,591</b>                       | <b>1,518,825</b>  | <b>5,441,843</b>   | <b>523,120</b>                        |
| H49201               | Inter-urban bus line operation  | 33                             | 79,817            | 451                                    | 40,963  | 8,391  | 833                                   |
| H49202               | Urban and suburban bus line operation                                   | 9                              | 12,507            | 1,876                                  | 4,714   | 557  | 349                                   |
| H49203               | Local bus line operation  | 73                             | 90,706            | 6,295                                  | 33,441  | 32,630   | 2,657                                 |
| H49204               | Chartered buses operation (e.g. tourist buses)                          | 50                             | 113,373           | 5,993                                  | 40,108  | 13,139   | 2,652                                 |
| H49205               | Operation of school buses/shuttle                                       | 9                              | 36,705            | 1,274                                  | 9,157   | 7,649  | 381                                   |
| H49209               | Transport via buses, n.e.c.   |                                |                   |  |   |  |                                       |
| H49323               | Public utility cars and taxicabs operation                              | 38                             | 77,267            | 6,760                                  | 10,849  | 12,055   | 4,095                                 |
| H49324               | Chartered cars operation (rent-a-car)                                   |                                |                   |  |   |  |                                       |
| H49331               | Truck-for-hire operation (with driver)                                  | 14                             | 75,017            | 39,728                                 | 2,767   | 10,980   | 7,469                                 |
| H49332               | Freight truck operation   | 430                            | 2,848,836         | 870,074                                | 844,112   | 510,571  | 50,123                                |
| H49333               | Tank truck delivery services  | 8                              | 64,326            | 7,653                                  | 8,657   | 39,427   | 5,934                                 |
| H50112               | Interisland water passenger transport                                   | 11                             | 280,723           | 12,108                                 | 12,754  | 170,630  | 1,488                                 |
| H50121               | Ocean freight transport   | 10                             | 36,449            | 3,270                                  | 720   | 20,437   | 2,493                                 |
| H50122               | Interisland water freight transport                                     | 21                             | 115,296           | 3,760                                  | 83,108  | 5,910  | 780                                   |
| H50123               | Towing and pushing services on coastal and trans-oceanic waters         | 5                              | 71,012            | 1,102                                  | 10,141  | 13,490   | 228                                   |
| H50210               | Inland passenger water transport  | 33                             | 123,252           | 5,248                                  | 10,972  | 85,473   | 9,826                                 |
| H50220               | Inland freight water transport  | 9                              | 29,760            | 511                                    | 4,457   | 22,608   | 13                                    |
| H51103               | Non-scheduled air passenger transport                                   | 14                             | 276,319           | 9,106                                  | 67,152  | 47,823   | 1,630                                 |
| H52101               | General bonded warehouses except grain warehouse                        | 9                              | 64,110            | 728                                    | 1,064   | 30,609   | 3,641                                 |
| H52102               | Grain warehouses  | 4                              | 4,166             | 359                                    | 1,576   | 1,139  | 303                                   |
| H52103               | Customs bonded warehouses   | 7                              | 39,059            | 3,067                                  | 507   | 19,157   | 4,499                                 |
| H52104               | Cold storage  | 80                             | 1,811,547         | 66,582                                 | 15,147  | 1,055,584  | 220,793                               |
| H52109               | Storage and warehousing, n.e.c.   | 44                             | 1,227,049         | 562,237                                | 12,661  | 259,407  | 17,924                                |
| H52211               | Freight terminal facilities for trucking companies                      | s                              | s                 | s                                      | s   | s  | s                                     |
| H52212               | Operation of parking lots   | 7                              | 8,292             | 918                                    | 177   | 632  | 1,849                                 |
| H52213               | Operation of toll roads and bridges                                     | s                              | s                 | s                                      | s   | s  | s                                     |
| H52219               | Other supporting land transport activities, n.e.c.                      | 19                             | 208,025           | 526                                    | 38,360  | 21,389   | 10,062                                |
| H52220               | Service activities incidental to water transportation                   | 73                             | 1,220,846         | 66,743                                 | 30,372  | 251,373  | 3,918                                 |
| H52230               | Service activities incidental to air transportation                     | 8                              | 208,835           | 2,363                                  | 7,885   | 54,887   | 4,064                                 |
| H52241               | Containerized cargo handling, auxiliary activity to land transport      | 6                              | 101,357           | 6,977                                  | 1,880   | 13,398   | 1,258                                 |
| H52242               | Non- containerized cargo handling, auxiliary activity to land transport | 5                              | 8,713             | 504                                    | 3,486   | 3,495  | 625                                   |
| H52243               | Cargo handling, auxiliary activity to water transport                   | s                              | s                 | s                                      | s   | s  | s                                     |
| H52291               | Freight forwarding services   | 496                            | 2,170,794         | 118,998                                | 73,991  | 1,673,719  | 61,927                                |
| H52292               | Customs brokerage (ship and aircraft)                                   | 460                            | 1,622,571         | 356,856                                | 133,701   | 712,265  | 79,035                                |
| H52293               | Logistics services  | 26                             | 137,006           | 1,358                                  | 1,931   | 122,912  | 1,875                                 |
| H52299               | Activities of other transport agencies, n.e.c.                          | 13                             | 46,025            | 2,375                                  | 2,704   | 23,720   | 4,230                                 |
| H53201               | Private postal service  | s                              | s                 | s                                      | s   | s  | s                                     |
| H53202               | Messenger service   | 66                             | 242,272           | 9,522                                  | 8,513   | 183,601  | 15,864                                |

TABLE 5b Number of Establishments and Cost by Type for Transportation and Storage Establishments with Total Employment of Less Than 20 by Industry Sub-Class: Philippines, 2010 *(Continued)*

(Value in thousand pesos. Details may not add up to total due to rounding and/or statistical disclosure control)

| 2009<br>PSIC<br>Code | Industry Description  | Cost  |                     |                                  |  |  |  |
|----------------------|---|---|---------------------|----------------------------------|--|--|--|
|                      |   | Industrial<br>Services<br>Done<br>by Others | Interest<br>Expense | Goods<br>Purchased<br>for Resale | Taxes<br>on product<br>and<br>production | Research<br>and<br>Experimental<br>Development | Environmental<br>Protection<br>Expense |
|                      |   | (7)   | (8)                 | (9)                              | (10)                                     | (11)   | (12)                                   |
|                      | Philippines   | 1,591,187                                   | 203,266             | 224,736                          | 453,812                                  | -  | 1,283                                  |
| H49201               | Inter-urban bus line operation  | 10,599                                      | 308                 | -                                | 4,976                                    | -  | -                                      |
| H49202               | Urban and suburban bus line operation                                   | 1,247                                       | 624                 | -                                | 771                                      | -  | -                                      |
| H49203               | Local bus line operation  | 4,223                                       | 20                  | -                                | 2,983                                    | -  | -                                      |
| H49204               | Chartered buses operation (e.g. tourist buses)                          | 7,788                                       | -                   | -                                | 5,080                                    | -  | -                                      |
| H49205               | Operation of school buses/shuttle                                       | 7,734                                       | -                   | -                                | 1,184                                    | -  | -                                      |
| H49209               | Transport via buses, n.e.c.   | }   |                     |                                  |  |  |  |
| H49323               | Public utility cars and taxicabs operation                              | }   | 10,375              | -                                | 3,048                                    | -  | -                                      |
| H49324               | Chartered cars operation (rent-a-car)                                   | }   |                     |                                  |  |  |  |
| H49331               | Truck-for-hire operation (with driver)                                  | 931   | -                   | -                                | 489                                      | -  | -                                      |
| H49332               | Freight truck operation   | 240,303                                     | 31,012              | -                                | 70,231                                   | -  | -                                      |
| H49333               | Tank truck delivery services  | -   | -                   | -                                | 2,541                                    | -  | -                                      |
| H50112               | Interisland water passenger transport                                   | 33,736                                      | 67                  | -                                | 3,433                                    | -  | -                                      |
| H50121               | Ocean freight transport   | 403   | 2,341               | -                                | 652                                      | -  | -                                      |
| H50122               | Interisland water freight transport                                     | 10,364                                      | -                   | -                                | 2,077                                    | -  | -                                      |
| H50123               | Towing and pushing services on coastal and trans-oceanic waters         | 25,420                                      | 285                 | -                                | 5,030                                    | -  | -                                      |
| H50210               | Inland passenger water transport  | 420   | 1,810               | -                                | 2,133                                    | -  | -                                      |
| H50220               | Inland freight water transport  | 800   | -                   | -                                | 137                                      | -  | -                                      |
| H51103               | Non-scheduled air passenger transport                                   | 52,337                                      | -                   | -                                | 4,755                                    | -  | -                                      |
| H52101               | General bonded warehouses except grain warehouse                        | 16,841                                      | -                   | -                                | 2,497                                    | -  | -                                      |
| H52102               | Grain warehouses  | 185   | -                   | -                                | 72                                       | -  | -                                      |
| H52103               | Customs bonded warehouses   | 21  | 1,494               | -                                | 7,155                                    | -  | -                                      |
| H52104               | Cold storage  | 24,442                                      | 110,489             | -                                | 120,688                                  | -  | -                                      |
| H52109               | Storage and warehousing, n.e.c.   | 89,265                                      | 31,785              | -                                | 9,725                                    | -  | 1,237                                  |
| H52211               | Freight terminal facilities for trucking companies                      | s   | s                   | s                                | s  | s  | s                                      |
| H52212               | Operation of parking lots   | 67  | 152                 | -                                | 4,331                                    | -  | -                                      |
| H52213               | Operation of toll roads and bridges                                     | s   | s                   | s                                | s  | s  | s                                      |
| H52219               | Other supporting land transport activities, n.e.c.                      | 112,143                                     | -                   | -                                | 3,974                                    | -  | -                                      |
| H52220               | Service activities incidental to water transportation                   | 600,288                                     | 2,894               | 224,736                          | 8,425                                    | -  | -                                      |
| H52230               | Service activities incidental to air transportation                     | 119,984                                     | -                   | -                                | 2,421                                    | -  | -                                      |
| H52241               | Containerized cargo handling, auxiliary activity to land transport      | 67,624                                      | -                   | -                                | 2,333                                    | -  | -                                      |
| H52242               | Non- containerized cargo handling, auxiliary activity to land transport | 486   | -                   | -                                | 118                                      | -  | -                                      |
| H52243               | Cargo handling, auxiliary activity to water transport                   | s   | s                   | s                                | s  | s  | s                                      |
| H52291               | Freight forwarding services   | 52,664                                      | 5,008               | -                                | 87,614                                   | -  | -                                      |
| H52292               | Customs brokerage (ship and aircraft)                                   | 97,208                                      | 11,901              | -                                | 82,839                                   | -  | -                                      |
| H52293               | Logistics services  | 372   | 3,022               | -                                | 1,660                                    | -  | 46                                     |
| H52299               | Activities of other transport agencies, n.e.c.                          | 114   | -                   | -                                | 3,333                                    | -  | -                                      |
| H53201               | Private postal service  | s   | s                   | s                                | s  | s  | s                                      |
| H53202               | Messenger service   | 2,218                                       | -                   | -                                | 5,038                                    | -  | -                                      |

TABLE 5b Number of Establishments and Cost by Type for Transportation and Storage Establishments with Total Employment of Less Than 20 by Industry Sub-Class: Philippines, 2010 *(Concluded)*

(Value in thousand pesos. Details may not add up to total due to rounding and/or statistical disclosure control)

| 2009<br>PSIC<br>Code | Industry Description  | Cost         |               |                              |                                    |                               |                |
|----------------------|---|--------------|---------------|------------------------------|------------------------------------|-------------------------------|----------------|
|                      |   | Royalty Fee  | Franchise Fee | Bad<br>and Doubtful<br>Debts | Depreciation<br>of Fixed<br>Assets | Foreign<br>Exchange<br>Losses | Other Cost     |
|                      |   | (13)         | (14)          | (15)                         | (16)                               | (17)                          | (18)           |
|                      | <b>Philippines</b>  | <b>1,611</b> | <b>2,020</b>  | <b>84,944</b>                | <b>1,040,354</b>                   | <b>9,428</b>                  | <b>199,523</b> |
| H49201               | Inter-urban bus line operation  | -            | 855           | -                            | 12,441                             | -                             | -              |
| H49202               | Urban and suburban bus line operation                                   | -            | 424           | -                            | 1,945                              | -                             | -              |
| H49203               | Local bus line operation  | -            | 351           | -                            | 7,202                              | -                             | 905            |
| H49204               | Chartered buses operation (e.g. tourist buses)                          | -            | -             | -                            | 38,550                             | -                             | 63             |
| H49205               | Operation of school buses/shuttle                                       | -            | -             | -                            | 9,286                              | -                             | 40             |
| H49209               | Transport via buses, n.e.c.   | -            | -             | -                            | -                                  | -                             | -              |
| H49323               | Public utility cars and taxicabs operation                              | -            | -             | -                            | 30,040                             | -                             | 46             |
| H49324               | Chartered cars operation (rent-a-car)                                   | -            | -             | -                            | -                                  | -                             | -              |
| H49331               | Truck-for-hire operation (with driver)                                  | -            | -             | -                            | 6,207                              | -                             | 6,447          |
| H49332               | Freight truck operation   | -            | -             | -                            | 222,953                            | -                             | 9,456          |
| H49333               | Tank truck delivery services  | -            | -             | -                            | 113                                | -                             | -              |
| H50112               | Interisland water passenger transport                                   | -            | -             | 42,450                       | 3,866                              | -                             | 191            |
| H50121               | Ocean freight transport   | -            | -             | -                            | 4,920                              | 506                           | 705            |
| H50122               | Interisland water freight transport                                     | -            | -             | -                            | 9,297                              | -                             | -              |
| H50123               | Towing and pushing services on coastal and trans-oceanic waters         | -            | -             | 1,124                        | 14,162                             | -                             | 29             |
| H50210               | Inland passenger water transport  | -            | -             | 45                           | 7,219                              | -                             | 106            |
| H50220               | Inland freight water transport  | -            | -             | -                            | 1,236                              | -                             | -              |
| H51103               | Non-scheduled air passenger transport                                   | -            | -             | 467                          | 67,438                             | -                             | 25,612         |
| H52101               | General bonded warehouses except grain warehouse                        | -            | -             | -                            | 4,730                              | 158                           | 3,840          |
| H52102               | Grain warehouses  | -            | -             | -                            | 498                                | -                             | 34             |
| H52103               | Customs bonded warehouses   | -            | -             | -                            | 2,987                              | -                             | 171            |
| H52104               | Cold storage  | -            | -             | 15,445                       | 131,003                            | -                             | 51,374         |
| H52109               | Storage and warehousing, n.e.c.   | -            | -             | 50                           | 204,399                            | 909                           | 37,448         |
| H52211               | Freight terminal facilities for trucking companies                      | S            | S             | S                            | S                                  | S                             | S              |
| H52212               | Operation of parking lots   | -            | -             | -                            | 83                                 | -                             | 82             |
| H52213               | Operation of toll roads and bridges                                     | S            | S             | S                            | S                                  | S                             | S              |
| H52219               | Other supporting land transport activities, n.e.c.                      | -            | 390           | -                            | 21,131                             | -                             | 50             |
| H52220               | Service activities incidental to water transportation                   | -            | -             | 16,463                       | 4,644                              | -                             | 10,990         |
| H52230               | Service activities incidental to air transportation                     | -            | -             | -                            | 7,455                              | 3,868                         | 5,908          |
| H52241               | Containerized cargo handling, auxiliary activity to land transport      | -            | -             | -                            | 4,403                              | -                             | 3,484          |
| H52242               | Non- containerized cargo handling, auxiliary activity to land transport | -            | -             | -                            | -                                  | -                             | -              |
| H52243               | Cargo handling, auxiliary activity to water transport                   | S            | S             | S                            | S                                  | S                             | S              |
| H52291               | Freight forwarding services   | 1,611        | -             | 7,218                        | 70,868                             | -                             | 17,176         |
| H52292               | Customs brokerage (ship and aircraft)                                   | -            | -             | 1,682                        | 125,075                            | 2,695                         | 19,315         |
| H52293               | Logistics services  | -            | -             | -                            | 3,341                              | -                             | 489            |
| H52299               | Activities of other transport agencies, n.e.c.                          | -            | -             | -                            | 9,549                              | -                             | -              |
| H53201               | Private postal service  | S            | S             | S                            | S                                  | S                             | S              |
| H53202               | Messenger service   | -            | -             | -                            | 11,956                             | -                             | 5,560          |

TABLE 5b.1 Number of Establishments and Cost of Industrial Services Done by Others by Type for Transportation and Storage Establishments with Total Employment of Less Than 20 by Industry Sub-Class: Philippines, 2010

(Value in thousand pesos. Details may not add up to total due to rounding and/or statistical disclosure control)

| 2009<br>PSIC<br>Code | Industry Description  | Number<br>of<br>Establishments | Industrial Services Done by Others |                                 |                              |
|----------------------|---|--------------------------------|------------------------------------|---------------------------------|------------------------------|
|                      |   |                                | Total                              | Contract<br>and Commission Work | Other Industrial<br>Services |
|                      |   | (1)                            | (2)                                | (3)                             | (4)                          |
|                      | <b>Philippines</b>  | <b>2,095</b>                   | <b>1,591,187</b>                   | <b>982,959</b>                  | <b>608,228</b>               |
| H49201               | Inter-urban bus line operation  | 33                             | 10,599                             | -                               | 10,599                       |
| H49202               | Urban and suburban bus line operation                                   | 9                              | 1,247                              | 648                             | 599                          |
| H49203               | Local bus line operation  | 73                             | 4,223                              | -                               | 4,223                        |
| H49204               | Chartered buses operation (e.g. tourist buses)                          | 50                             | 7,788                              | 5,270                           | 2,518                        |
| H49205               | Operation of school buses/shuttle                                       | 9                              | 7,734                              | 4,744                           | 2,991                        |
| H49209               | Transport via buses, n.e.c.   | }                              |                                    |                                 |                              |
| H49323               | Public utility cars and taxicabs operation                              | }                              | 38                                 | 10,375                          | -                            |
| H49324               | Chartered cars operation (rent-a-car)                                   | }                              |                                    |                                 | 10,375                       |
| H49331               | Truck-for-hire operation (with driver)                                  | 14                             | 931                                | -                               | 931                          |
| H49332               | Freight truck operation   | 430                            | 240,303                            | 116,375                         | 123,928                      |
| H49333               | Tank truck delivery services  | 8                              | -                                  | -                               | -                            |
| H50112               | Interisland water passenger transport                                   | 11                             | 33,736                             | 10,044                          | 23,692                       |
| H50121               | Ocean freight transport   | 10                             | 403                                | -                               | 403                          |
| H50122               | Interisland water freight transport                                     | 21                             | 10,364                             | 557                             | 9,807                        |
| H50123               | Towing and pushing services on coastal and trans-oceanic waters         | 5                              | 25,420                             | 20,278                          | 5,143                        |
| H50210               | Inland passenger water transport  | 33                             | 420                                | -                               | 420                          |
| H50220               | Inland freight water transport  | 9                              | 800                                | -                               | 800                          |
| H51103               | Non-scheduled air passenger transport                                   | 14                             | 52,337                             | 225                             | 52,112                       |
| H52101               | General bonded warehouses except grain warehouse                        | 9                              | 16,841                             | 1,404                           | 15,437                       |
| H52102               | Grain warehouses  | 4                              | 185                                | -                               | 185                          |
| H52103               | Customs bonded warehouses   | 7                              | 21                                 | -                               | 21                           |
| H52104               | Cold storage  | 80                             | 24,442                             | -                               | 24,442                       |
| H52109               | Storage and warehousing, n.e.c.   | 44                             | 89,265                             | 29,221                          | 60,044                       |
| H52211               | Freight terminal facilities for trucking companies                      | s                              | s                                  | s                               | s                            |
| H52212               | Operation of parking lots   | 7                              | 67                                 | 67                              | -                            |
| H52213               | Operation of toll roads and bridges                                     | s                              | s                                  | s                               | s                            |
| H52219               | Other supporting land transport activities, n.e.c.                      | 19                             | 112,143                            | 99,449                          | 12,695                       |
| H52220               | Service activities incidental to water transportation                   | 73                             | 600,288                            | 501,088                         | 99,200                       |
| H52230               | Service activities incidental to air transportation                     | 8                              | 119,984                            | 112,716                         | 7,267                        |
| H52241               | Containerized cargo handling, auxiliary activity to land transport      | 6                              | 67,624                             | -                               | 67,624                       |
| H52242               | Non- containerized cargo handling, auxiliary activity to land transport | 5                              | 486                                | -                               | 486                          |
| H52243               | Cargo handling, auxiliary activity to water transport                   | s                              | s                                  | s                               | s                            |
| H52291               | Freight forwarding services   | 496                            | 52,664                             | 25,509                          | 27,156                       |
| H52292               | Customs brokerage (ship and aircraft)                                   | 460                            | 97,208                             | 54,932                          | 42,276                       |
| H52293               | Logistics services  | 26                             | 372                                | 372                             | -                            |
| H52299               | Activities of other transport agencies, n.e.c.                          | 13                             | 114                                | 60                              | 54                           |
| H53201               | Private postal service  | s                              | s                                  | s                               | s                            |
| H53202               | Messenger service   | 66                             | 2,218                              | -                               | 2,218                        |

TABLE 5b.2 Number of Establishments and Cost of Non-Industrial Services Done by Others by Type for Transportation and Storage Establishments with Total Employment of Less Than 20 by Industry Sub-Class: Philippines, 2010

(Value in thousand pesos. Details may not add up to total due to rounding and/or statistical disclosure control)

| 2009<br>PSIC<br>Code | Industry Description  | Number<br>of<br>Establishments | Non-Industrial Services Done by Others |                             |  |                             |                                      |           |
|----------------------|---|--------------------------------|--|-----------------------------|--|-----------------------------|--------------------------------------|-----------|
|                      |   |                                | Total                                  | Rent<br>Expense<br>for Land | Rental Expense<br>for Building<br>and Structures | Other<br>Rental<br>Expenses | Other Non-<br>Industrial<br>Services |           |
|                      |   |                                |  |                             |  |                             |                                      | (1)       |
| Philippines          |   |                                | 2,095                                  | 5,441,843                   | 108,389  | 379,919                     | 289,726                              | 4,663,809 |
| H49201               | Inter-urban bus line operation  | 33                             | 8,391                                  | -                           | 440  | 2,212                       | 5,739                                |           |
| H49202               | Urban and suburban bus line operation                                   | 9                              | 557                                    | -                           | 39   | -                           | 518                                  |           |
| H49203               | Local bus line operation  | 73                             | 32,630                                 | -                           | 3,432  | 11,469                      | 17,728                               |           |
| H49204               | Chartered buses operation (e.g. tourist buses)                          | 50                             | 13,139                                 | -                           | -  | -                           | 13,139                               |           |
| H49205               | Operation of school buses/shuttle                                       | 9                              | 7,649                                  | -                           | 901  | 4,304                       | 2,444                                |           |
| H49209               | Transport via buses, n.e.c.   | }                              |  |                             |  |                             |                                      |           |
| H49323               | Public utility cars and taxicabs operation                              | }                              | 38                                     | 12,055                      | -  | 2,400                       | 818                                  | 8,837     |
| H49324               | Chartered cars operation (rent-a-car)                                   | }                              |  |                             |  |                             |                                      |           |
| H49331               | Truck-for-hire operation (with driver)                                  | 14                             | 10,980                                 | -                           | 6,347  | -                           | 4,633                                |           |
| H49332               | Freight truck operation   | 430                            | 510,571                                | 7,687                       | 35,306   | 8,357                       | 459,221                              |           |
| H49333               | Tank truck delivery services  | 8                              | 39,427                                 | -                           | 720  | -                           | 38,707                               |           |
| H50112               | Interisland water passenger transport                                   | 11                             | 170,630                                | -                           | 3,091  | 115,261                     | 52,278                               |           |
| H50121               | Ocean freight transport   | 10                             | 20,437                                 | -                           | 3,754  | -                           | 16,683                               |           |
| H50122               | Interisland water freight transport                                     | 21                             | 5,910                                  | -                           | 3,583  | -                           | 2,327                                |           |
| H50123               | Towing and pushing services on coastal and trans-oceanic waters         | 5                              | 13,490                                 | 233                         | 349  | -                           | 12,908                               |           |
| H50210               | Inland passenger water transport  | 33                             | 85,473                                 | 270                         | 17,198   | -                           | 68,005                               |           |
| H50220               | Inland freight water transport  | 9                              | 22,608                                 | -                           | -  | -                           | 22,608                               |           |
| H51103               | Non-scheduled air passenger transport                                   | 14                             | 47,823                                 | -                           | 5,617  | 1,185                       | 41,021                               |           |
| H52101               | General bonded warehouses except grain warehouse                        | 9                              | 30,609                                 | -                           | 8,387  | -                           | 22,222                               |           |
| H52102               | Grain warehouses  | 4                              | 1,139                                  | -                           | -  | -                           | 1,139                                |           |
| H52103               | Customs bonded warehouses   | 7                              | 19,157                                 | 2,182                       | 3,218  | -                           | 13,757                               |           |
| H52104               | Cold storage  | 80                             | 1,055,584                              | -                           | 35,961   | 5,431                       | 1,014,191                            |           |
| H52109               | Storage and warehousing, n.e.c.   | 44                             | 259,407                                | -                           | 3,440  | -                           | 255,967                              |           |
| H52211               | Freight terminal facilities for trucking companies                      | s                              | s                                      | s                           | s  | s                           | s                                    |           |
| H52212               | Operation of parking lots   | 7                              | 632                                    | -                           | -  | -                           | 632                                  |           |
| H52213               | Operation of toll roads and bridges                                     | s                              | s                                      | s                           | s  | s                           | s                                    |           |
| H52219               | Other supporting land transport activities, n.e.c.                      | 19                             | 21,389                                 | 390                         | -  | 283                         | 20,715                               |           |
| H52220               | Service activities incidental to water transportation                   | 73                             | 251,373                                | 30,761                      | 2,996  | 107,023                     | 110,593                              |           |
| H52230               | Service activities incidental to air transportation                     | 8                              | 54,887                                 | -                           | 22,355   | 140                         | 32,393                               |           |
| H52241               | Containerized cargo handling, auxiliary activity to land transport      | 6                              | 13,398                                 | 240                         | 1,355  | 1,560                       | 10,244                               |           |
| H52242               | Non- containerized cargo handling, auxiliary activity to land transport | 5                              | 3,495                                  | -                           | 1,764  | -                           | 1,731                                |           |
| H52243               | Cargo handling, auxiliary activity to water transport                   | s                              | s                                      | s                           | s  | s                           | s                                    |           |
| H52291               | Freight forwarding services   | 496                            | 1,673,719                              | 13,620                      | 80,866   | 4,425                       | 1,574,808                            |           |
| H52292               | Customs brokerage (ship and aircraft)                                   | 460                            | 712,265                                | 53,006                      | 96,513   | 5,758                       | 556,988                              |           |
| H52293               | Logistics services  | 26                             | 122,912                                | -                           | 10,431   | -                           | 112,481                              |           |
| H52299               | Activities of other transport agencies, n.e.c.                          | 13                             | 23,720                                 | -                           | 2,670  | -                           | 21,050                               |           |
| H53201               | Private postal service  | s                              | s                                      | s                           | s  | s                           | s                                    |           |
| H53202               | Messenger service   | 66                             | 183,601                                | -                           | 25,799   | 21,499                      | 136,303                              |           |

TABLE 6b Number of Establishments and Capital Expenditures by Type of Tangible Fixed Assets for Transportation and Storage Establishments with Total Employment of Less Than 20 by Industry Sub-Class: Philippines, 2010

(Value in thousand pesos. Details may not add up to total due to rounding and/or statistical disclosure control)

| 2009<br>PSIC<br>Code | Industry Description  | Number<br>of<br>Establishments | Capital Expenditures for Tangible Fixed Assets |               |  |                        |
|----------------------|---|--------------------------------|--|---------------|--|------------------------|
|                      |   |                                | Total  | Land          | Buildings,<br>Other Structures<br>and Land<br>Improvements | Transport<br>Equipment |
|                      |   | (1)                            | (2)  | (3)           | (4)  | (5)                    |
| <b>Philippines</b>   |   | <b>2,095</b>                   | <b>1,096,665</b>                               | <b>14,686</b> | <b>141,848</b>   | <b>600,883</b>         |
| H49201               | Inter-urban bus line operation  | 33                             | 124,399  | -             | -  | 124,399                |
| H49202               | Urban and suburban bus line operation                                   | 9                              | 25,615   | -             | -  | 25,091                 |
| H49203               | Local bus line operation  | 73                             | 7,012  | 7,012         | -  | -                      |
| H49204               | Chartered buses operation (e.g. tourist buses)                          | 50                             | 52,366   | -             | -  | 52,366                 |
| H49205               | Operation of school buses/shuttle                                       | 9                              | 3,654  | -             | 50   | 3,553                  |
| H49209               | Transport via buses, n.e.c.   |                                |  |               |  |                        |
| H49323               | Public utility cars and taxicabs operation                              | 38                             | 29,201   | -             | -  | 29,201                 |
| H49324               | Chartered cars operation (rent-a-car)                                   |                                |  |               |  |                        |
| H49331               | Truck-for-hire operation (with driver)                                  | 14                             | -  | -             | -  | -                      |
| H49332               | Freight truck operation   | 430                            | 165,040  | 7,674         | -  | 157,093                |
| H49333               | Tank truck delivery services  | 8                              | -  | -             | -  | -                      |
| H50112               | Interisland water passenger transport                                   | 11                             | 974  | -             | -  | -                      |
| H50121               | Ocean freight transport   | 10                             | 355  | -             | -  | 150                    |
| H50122               | Interisland water freight transport                                     | 21                             | 17   | -             | -  | -                      |
| H50123               | Towing and pushing services on coastal and trans-oceanic waters         | 5                              | 9,223  | -             | 9,223  | -                      |
| H50210               | Inland passenger water transport  | 33                             | 3,424  | -             | -  | 3,424                  |
| H50220               | Inland freight water transport  | 9                              | -  | -             | -  | -                      |
| H51103               | Non-scheduled air passenger transport                                   | 14                             | 4,667  | -             | -  | 4,667                  |
| H52101               | General bonded warehouses except grain warehouse                        | 9                              | 590  | -             | -  | 550                    |
| H52102               | Grain warehouses  | 4                              | -  | -             | -  | -                      |
| H52103               | Customs bonded warehouses   | 7                              | 51   | -             | -  | -                      |
| H52104               | Cold storage  | 80                             | 47,965   | -             | -  | -                      |
| H52109               | Storage and warehousing, n.e.c.   | 44                             | 140,451  | -             | 113,886  | 4,614                  |
| H52211               | Freight terminal facilities for trucking companies                      | s                              | s  | s             | s  | s                      |
| H52212               | Operation of parking lots   | 7                              | 300  | -             | 81   | -                      |
| H52213               | Operation of toll roads and bridges                                     | s                              | s  | s             | s  | s                      |
| H52219               | Other supporting land transport activities, n.e.c.                      | 19                             | -  | -             | -  | -                      |
| H52220               | Service activities incidental to water transportation                   | 73                             | 23,752   | -             | -  | 23,208                 |
| H52230               | Service activities incidental to air transportation                     | 8                              | 251,584  | -             | 5,976  | 11,158                 |
| H52241               | Containerized cargo handling, auxiliary activity to land transport      | 6                              | -  | -             | -  | -                      |
| H52242               | Non- containerized cargo handling, auxiliary activity to land transport | 5                              | -  | -             | -  | -                      |
| H52243               | Cargo handling, auxiliary activity to water transport                   | s                              | s  | s             | s  | s                      |
| H52291               | Freight forwarding services   | 496                            | 107,456  | -             | 6,836  | 82,259                 |
| H52292               | Customs brokerage (ship and aircraft)                                   | 460                            | 92,355   | -             | 2,523  | 78,500                 |
| H52293               | Logistics services  | 26                             | 75   | -             | -  | -                      |
| H52299               | Activities of other transport agencies, n.e.c.                          | 13                             | 450  | -             | 108  | -                      |
| H53201               | Private postal service  | s                              | s  | s             | s  | s                      |
| H53202               | Messenger service   | 66                             | 4,382  | -             | 2,507  | -                      |

TABLE 6b Number of Establishments and Capital Expenditures by Type of Tangible Fixed Assets for Transportation and Storage Establishments with Total Employment of Less Than 20 by Industry Sub-Class: Philippines, 2010 *(Concluded)*

(Value in thousand pesos. Details may not add up to total due to rounding and/or statistical disclosure control)

| 2009<br>PSIC<br>Code | Industry Description  | Capital Expenditures for Tangible Fixed Assets |                                  |           |                                |
|----------------------|---|--|----------------------------------|-----------|--------------------------------|
|                      |   | ICT Machinery<br>and Equipment                 | Other Machinery<br>and Equipment | Valuables | Other Tangible Fixed<br>Assets |
|                      |   | (6)  | (7)                              | (8)       | (9)                            |
|                      | <b>Philippines</b>  | <b>29,972</b>                                  | <b>309,277</b>                   | <b>-</b>  | <b>-</b>                       |
| H49201               | Inter-urban bus line operation  | -  | -                                | -         | -                              |
| H49202               | Urban and suburban bus line operation                                   | -  | 524                              | -         | -                              |
| H49203               | Local bus line operation  | -  | -                                | -         | -                              |
| H49204               | Chartered buses operation (e.g. tourist buses)                          | -  | -                                | -         | -                              |
| H49205               | Operation of school buses/shuttle                                       | -  | 51                               | -         | -                              |
| H49209               | Transport via buses, n.e.c.   | -  | -                                | -         | -                              |
| H49323               | Public utility cars and taxicabs operation                              | -  | -                                | -         | -                              |
| H49324               | Chartered cars operation (rent-a-car)                                   | -  | -                                | -         | -                              |
| H49331               | Truck-for-hire operation (with driver)                                  | -  | -                                | -         | -                              |
| H49332               | Freight truck operation   | 273  | -                                | -         | -                              |
| H49333               | Tank truck delivery services  | -  | -                                | -         | -                              |
| H50112               | Interisland water passenger transport                                   | 196  | 778                              | -         | -                              |
| H50121               | Ocean freight transport   | 205  | -                                | -         | -                              |
| H50122               | Interisland water freight transport                                     | 17   | -                                | -         | -                              |
| H50123               | Towing and pushing services on coastal and trans-oceanic waters         | -  | -                                | -         | -                              |
| H50210               | Inland passenger water transport  | -  | -                                | -         | -                              |
| H50220               | Inland freight water transport  | -  | -                                | -         | -                              |
| H51103               | Non-scheduled air passenger transport                                   | -  | -                                | -         | -                              |
| H52101               | General bonded warehouses except grain warehouse                        | 40   | -                                | -         | -                              |
| H52102               | Grain warehouses  | -  | -                                | -         | -                              |
| H52103               | Customs bonded warehouses   | -  | 51                               | -         | -                              |
| H52104               | Cold storage  | -  | 47,965                           | -         | -                              |
| H52109               | Storage and warehousing, n.e.c.   | 1,215  | 20,736                           | -         | -                              |
| H52211               | Freight terminal facilities for trucking companies                      | s  | s                                | s         | s                              |
| H52212               | Operation of parking lots   | 88   | 131                              | -         | -                              |
| H52213               | Operation of toll roads and bridges                                     | s  | s                                | s         | s                              |
| H52219               | Other supporting land transport activities, n.e.c.                      | -  | -                                | -         | -                              |
| H52220               | Service activities incidental to water transportation                   | -  | 544                              | -         | -                              |
| H52230               | Service activities incidental to air transportation                     | 7,731  | 226,719                          | -         | -                              |
| H52241               | Containerized cargo handling, auxiliary activity to land transport      | -  | -                                | -         | -                              |
| H52242               | Non- containerized cargo handling, auxiliary activity to land transport | -  | -                                | -         | -                              |
| H52243               | Cargo handling, auxiliary activity to water transport                   | s  | s                                | s         | s                              |
| H52291               | Freight forwarding services   | 13,058   | 5,303                            | -         | -                              |
| H52292               | Customs brokerage (ship and aircraft)                                   | 5,635  | 5,696                            | -         | -                              |
| H52293               | Logistics services  | 75   | -                                | -         | -                              |
| H52299               | Activities of other transport agencies, n.e.c.                          | -  | 342                              | -         | -                              |
| H53201               | Private postal service  | s  | s                                | s         | s                              |
| H53202               | Messenger service   | 1,440  | 436                              | -         | -                              |

TABLE 6b.1 Number of Establishments and Capital Expenditures for Directly Imported Tangible Fixed Assets for Transportation and Storage Establishments with Total Employment of Less Than 20 by Industry Sub-Class: Philippines, 2010

(Value in thousand pesos. Details may not add up to total due to rounding and/or statistical disclosure control)

| 2009<br>PSIC<br>Code | Industry Description  | Number<br>of<br>Establishments | Directly Imported Tangible Fixed Assets |                        |                                      |  |           |                                   |
|----------------------|---|--------------------------------|---|------------------------|--------------------------------------|--|-----------|-----------------------------------|
|                      |   |                                | Total                                   | Transport<br>Equipment | ICT<br>Machinery<br>and<br>Equipment | Other<br>Machinery<br>and<br>Equipment | Valuables | Other<br>Tangible<br>Fixed Assets |
|                      |   |                                |   |                        |                                      |  |           |                                   |
|                      | Philippines   | 2,095                          | -                                       | -                      | -                                    | -                                      | -         | -                                 |
| H49201               | Inter-urban bus line operation  | 33                             | -                                       | -                      | -                                    | -                                      | -         | -                                 |
| H49202               | Urban and suburban bus line operation                                   | 9                              | -                                       | -                      | -                                    | -                                      | -         | -                                 |
| H49203               | Local bus line operation  | 73                             | -                                       | -                      | -                                    | -                                      | -         | -                                 |
| H49204               | Chartered buses operation (e.g. tourist buses)                          | 50                             | -                                       | -                      | -                                    | -                                      | -         | -                                 |
| H49205               | Operation of school buses/shuttle                                       | 9                              | -                                       | -                      | -                                    | -                                      | -         | -                                 |
| H49209               | Transport via buses, n.e.c.   |                                |   |                        |                                      |  |           |                                   |
| H49323               | Public utility cars and taxicabs operation                              | 38                             | -                                       | -                      | -                                    | -                                      | -         | -                                 |
| H49324               | Chartered cars operation (rent-a-car)                                   |                                |   |                        |                                      |  |           |                                   |
| H49331               | Truck-for-hire operation (with driver)                                  | 14                             | -                                       | -                      | -                                    | -                                      | -         | -                                 |
| H49332               | Freight truck operation   | 430                            | -                                       | -                      | -                                    | -                                      | -         | -                                 |
| H49333               | Tank truck delivery services  | 8                              | -                                       | -                      | -                                    | -                                      | -         | -                                 |
| H50112               | Interisland water passenger transport                                   | 11                             | -                                       | -                      | -                                    | -                                      | -         | -                                 |
| H50121               | Ocean freight transport   | 10                             | -                                       | -                      | -                                    | -                                      | -         | -                                 |
| H50122               | Interisland water freight transport                                     | 21                             | -                                       | -                      | -                                    | -                                      | -         | -                                 |
| H50123               | Towing and pushing services on coastal and trans-oceanic waters         | 5                              | -                                       | -                      | -                                    | -                                      | -         | -                                 |
| H50210               | Inland passenger water transport  | 33                             | -                                       | -                      | -                                    | -                                      | -         | -                                 |
| H50220               | Inland freight water transport  | 9                              | -                                       | -                      | -                                    | -                                      | -         | -                                 |
| H51103               | Non-scheduled air passenger transport                                   | 14                             | -                                       | -                      | -                                    | -                                      | -         | -                                 |
| H52101               | General bonded warehouses except grain warehouse                        | 9                              | -                                       | -                      | -                                    | -                                      | -         | -                                 |
| H52102               | Grain warehouses  | 4                              | -                                       | -                      | -                                    | -                                      | -         | -                                 |
| H52103               | Customs bonded warehouses   | 7                              | -                                       | -                      | -                                    | -                                      | -         | -                                 |
| H52104               | Cold storage  | 80                             | -                                       | -                      | -                                    | -                                      | -         | -                                 |
| H52109               | Storage and warehousing, n.e.c.   | 44                             | -                                       | -                      | -                                    | -                                      | -         | -                                 |
| H52211               | Freight terminal facilities for trucking companies                      | s                              | s                                       | s                      | s                                    | s                                      | s         | s                                 |
| H52212               | Operation of parking lots   | 7                              | -                                       | -                      | -                                    | -                                      | -         | -                                 |
| H52213               | Operation of toll roads and bridges                                     | s                              | s                                       | s                      | s                                    | s                                      | s         | s                                 |
| H52219               | Other supporting land transport activities, n.e.c.                      | 19                             | -                                       | -                      | -                                    | -                                      | -         | -                                 |
| H52220               | Service activities incidental to water transportation                   | 73                             | -                                       | -                      | -                                    | -                                      | -         | -                                 |
| H52230               | Service activities incidental to air transportation                     | 8                              | -                                       | -                      | -                                    | -                                      | -         | -                                 |
| H52241               | Containerized cargo handling, auxiliary activity to land transport      | 6                              | -                                       | -                      | -                                    | -                                      | -         | -                                 |
| H52242               | Non- containerized cargo handling, auxiliary activity to land transport | 5                              | -                                       | -                      | -                                    | -                                      | -         | -                                 |
| H52243               | Cargo handling, auxiliary activity to water transport                   | s                              | s                                       | s                      | s                                    | s                                      | s         | s                                 |
| H52291               | Freight forwarding services   | 496                            | -                                       | -                      | -                                    | -                                      | -         | -                                 |
| H52292               | Customs brokerage (ship and aircraft)                                   | 460                            | -                                       | -                      | -                                    | -                                      | -         | -                                 |
| H52293               | Logistics services  | 26                             | -                                       | -                      | -                                    | -                                      | -         | -                                 |
| H52299               | Activities of other transport agencies, n.e.c.                          | 13                             | -                                       | -                      | -                                    | -                                      | -         | -                                 |
| H53201               | Private postal service  | s                              | s                                       | s                      | s                                    | s                                      | s         | s                                 |
| H53202               | Messenger service   | 66                             | -                                       | -                      | -                                    | -                                      | -         | -                                 |

TABLE 6b.2 Number of Establishments and Capital Expenditures for Tangible Fixed Assets by Mode of Acquisition for Transportation and Storage Establishments with Total Employment of Less Than 20 by Industry Sub-Class: Philippines, 2010

(Value in thousand pesos. Details may not add up to total due to rounding and/or statistical disclosure control)

| 2009<br>PSIC<br>Code | Industry Description   | Number<br>of<br>Establishments | Capital Expenditures for Tangible Fixed Assets by Mode of Acquisition |                     |   |                  |                               |         |
|----------------------|--|--------------------------------|---|---------------------|---|------------------|-------------------------------|---------|
|                      |  |                                | Total   | New Fixed<br>Assets | Major<br>Alterations<br>and<br>Improvements | Land<br>and Used | Produced<br>on Own<br>Account |         |
|                      |  | (1)                            | (2)   | (3)                 | (4)   | (5)              | (6)                           |         |
| Philippines          |  | 2,095                          | 1,096,665   | 595,635             | 155,581                                     | 68,428           | 277,022                       |         |
| H49201               | Inter-urban bus line operation   | 33                             | 124,399   | 124,399             | -   | -                | -                             |         |
| H49202               | Urban and suburban bus line operation                                  | 9                              | 25,615  | 24,815              | 800   | -                | -                             |         |
| H49203               | Local bus line operation   | 73                             | 7,012   | -                   | -   | -                | 7,012                         |         |
| H49204               | Chartered buses operation (e.g. tourist buses)                         | 50                             | 52,366  | 52,366              | -   | -                | -                             |         |
| H49205               | Operation of school buses/shuttle                                      | }                              | 9   | 3,654               | 3,604                                       | 50               | -                             | -       |
| H49209               | Transport via buses, n.e.c.  |                                | }   | 38                  | 29,201                                      | 29,201           | -                             | -       |
| H49323               | Public utility cars and taxicabs operation                             |                                |   |                     |   |                  |                               |         |
| H49324               | Chartered cars operation (rent-a-car)                                  | }                              | 14  | -                   | -   | -                | -                             | -       |
| H49331               | Truck-for-hire operation (with driver)                                 |                                |   |                     |   |                  |                               |         |
| H49332               | Freight truck operation  | 430                            | 165,040   | 165,040             | -   | -                | -                             | -       |
| H49333               | Tank truck delivery services   | 8                              | -   | -                   | -   | -                | -                             | -       |
| H50112               | Interisland water passenger transport                                  | 11                             | 974   | 974                 | -   | -                | -                             | -       |
| H50121               | Ocean freight transport  | 10                             | 355   | 205                 | -   | 150              | -                             | -       |
| H50122               | Interisland water freight transport                                    | 21                             | 17  | 17                  | -   | -                | -                             | -       |
| H50123               | Towing and pushing services on coastal and trans-oceanic waters        | 5                              | 9,223   | -                   | 9,223                                       | -                | -                             | -       |
| H50210               | Inland passenger water transport                                       | 33                             | 3,424   | 3,424               | -   | -                | -                             | -       |
| H50220               | Inland freight water transport   | 9                              | -   | -                   | -   | -                | -                             | -       |
| H51103               | Non-scheduled air passenger transport                                  | 14                             | 4,667   | 4,667               | -   | -                | -                             | -       |
| H52101               | General bonded warehouses except grain warehouse                       | 9                              | 590   | 590                 | -   | -                | -                             | -       |
| H52102               | Grain warehouses   | 4                              | -   | -                   | -   | -                | -                             | -       |
| H52103               | Customs bonded warehouses  | 7                              | 51  | 51                  | -   | -                | -                             | -       |
| H52104               | Cold storage   | 80                             | 47,965  | 47,965              | -   | -                | -                             | -       |
| H52109               | Storage and warehousing, n.e.c.  | 44                             | 140,451   | 26,565              | 113,886                                     | -                | -                             | -       |
| H52211               | Freight terminal facilities for trucking companies                     | s                              | s   | s                   | s   | s                | s                             | s       |
| H52212               | Operation of parking lots  | 7                              | 300   | 219                 | 81  | -                | -                             | -       |
| H52213               | Operation of toll roads and bridges                                    | s                              | s   | s                   | s   | s                | s                             | s       |
| H52219               | Other supporting land transport activities, n.e.c.                     | 19                             | -   | -                   | -   | -                | -                             | -       |
| H52220               | Service activities incidental to water transportation                  | 73                             | 23,752  | 23,752              | -   | -                | -                             | -       |
| H52230               | Service activities incidental to air transportation                    | 8                              | 251,584   | -                   | 19,483                                      | -                | -                             | 232,101 |
| H52241               | Containerized cargo handling, auxiliary activity to land transport     | 6                              | -   | -                   | -   | -                | -                             | -       |
| H52242               | Non-containerized cargo handling, auxiliary activity to land transport | 5                              | -   | -                   | -   | -                | -                             | -       |
| H52243               | Cargo handling, auxiliary activity to water transport                  | s                              | s   | s                   | s   | s                | s                             | s       |
| H52291               | Freight forwarding services  | 496                            | 107,456   | 61,662              | 8,227                                       | -                | -                             | 37,566  |
| H52292               | Customs brokerage (ship and aircraft)                                  | 460                            | 92,355  | 21,554              | 2,523                                       | 68,278           | -                             | -       |
| H52293               | Logistics services   | 26                             | 75  | 75                  | -   | -                | -                             | -       |
| H52299               | Activities of other transport agencies, n.e.c.                         | 13                             | 450   | 108                 | -   | -                | -                             | 342     |
| H53201               | Private postal service   | s                              | s   | s                   | s   | s                | s                             | s       |
| H53202               | Messenger service  | 66                             | 4,382   | 4,382               | -   | -                | -                             | -       |

TABLE 6b.3 Number of Establishments and Capital Expenditures for Intangible Assets by Type for Transportation and Storage Establishments with Total Employment of Less Than 20 by Industry Sub-Class: Philippines, 2010

(Value in thousand pesos. Details may not add up to total due to rounding and/or statistical disclosure control)

| 2009<br>PSIC<br>Code | Industry Description  | Number<br>of<br>Establishments | Capital Expenditures for Intangible Assets |                                      |  |   |                               |
|----------------------|---|--------------------------------|--|--------------------------------------|--|---|-------------------------------|
|                      |   |                                | Total                                      | Intangible<br>Non-Produced<br>Assets | Computer<br>Software<br>and<br>Databases | Entertainment,<br>Literary<br>and Artistic<br>Originals | Other<br>Intangible<br>Assets |
|                      |   | (1)                            | (2)  | (3)                                  | (4)                                      | (5)   | (6)                           |
|                      | Philippines   | 2,095                          | 4,602                                      | 4,479                                | 123                                      | -   | -                             |
| H49201               | Inter-urban bus line operation  | 33                             | -  | -                                    | -  | -   | -                             |
| H49202               | Urban and suburban bus line operation                                   | 9                              | -  | -                                    | -  | -   | -                             |
| H49203               | Local bus line operation  | 73                             | 4,462                                      | 4,462                                | -  | -   | -                             |
| H49204               | Chartered buses operation (e.g. tourist buses)                          | 50                             | -  | -                                    | -  | -   | -                             |
| H49205               | Operation of school buses/shuttle                                       | 9                              | -  | -                                    | -  | -   | -                             |
| H49209               | Transport via buses, n.e.c.   |                                | -  | -                                    | -  | -   | -                             |
| H49323               | Public utility cars and taxicabs operation                              | 38                             | -  | -                                    | -  | -   | -                             |
| H49324               | Chartered cars operation (rent-a-car)                                   |                                | -  | -                                    | -  | -   | -                             |
| H49331               | Truck-for-hire operation (with driver)                                  | 14                             | -  | -                                    | -  | -   | -                             |
| H49332               | Freight truck operation   | 430                            | -  | -                                    | -  | -   | -                             |
| H49333               | Tank truck delivery services  | 8                              | -  | -                                    | -  | -   | -                             |
| H50112               | Interisland water passenger transport                                   | 11                             | 6  | -                                    | 6  | -   | -                             |
| H50121               | Ocean freight transport   | 10                             | 117  | -                                    | 117                                      | -   | -                             |
| H50122               | Interisland water freight transport                                     | 21                             | 17   | 17                                   | -  | -   | -                             |
| H50123               | Towing and pushing services on coastal and trans-oceanic waters         | 5                              | -  | -                                    | -  | -   | -                             |
| H50210               | Inland passenger water transport  | 33                             | -  | -                                    | -  | -   | -                             |
| H50220               | Inland freight water transport  | 9                              | -  | -                                    | -  | -   | -                             |
| H51103               | Non-scheduled air passenger transport                                   | 14                             | -  | -                                    | -  | -   | -                             |
| H52101               | General bonded warehouses except grain warehouse                        | 9                              | -  | -                                    | -  | -   | -                             |
| H52102               | Grain warehouses  | 4                              | -  | -                                    | -  | -   | -                             |
| H52103               | Customs bonded warehouses   | 7                              | -  | -                                    | -  | -   | -                             |
| H52104               | Cold storage  | 80                             | -  | -                                    | -  | -   | -                             |
| H52109               | Storage and warehousing, n.e.c.   | 44                             | -  | -                                    | -  | -   | -                             |
| H52211               | Freight terminal facilities for trucking companies                      | s                              | s  | s                                    | s  | s   | s                             |
| H52212               | Operation of parking lots   | 7                              | -  | -                                    | -  | -   | -                             |
| H52213               | Operation of toll roads and bridges                                     | s                              | s  | s                                    | s  | s   | s                             |
| H52219               | Other supporting land transport activities, n.e.c.                      | 19                             | -  | -                                    | -  | -   | -                             |
| H52220               | Service activities incidental to water transportation                   | 73                             | -  | -                                    | -  | -   | -                             |
| H52230               | Service activities incidental to air transportation                     | 8                              | -  | -                                    | -  | -   | -                             |
| H52241               | Containerized cargo handling, auxiliary activity to land transport      | 6                              | -  | -                                    | -  | -   | -                             |
| H52242               | Non- containerized cargo handling, auxiliary activity to land transport | 5                              | -  | -                                    | -  | -   | -                             |
| H52243               | Cargo handling, auxiliary activity to water transport                   | s                              | s  | s                                    | s  | s   | s                             |
| H52291               | Freight forwarding services   | 496                            | -  | -                                    | -  | -   | -                             |
| H52292               | Customs brokerage (ship and aircraft)                                   | 460                            | -  | -                                    | -  | -   | -                             |
| H52293               | Logistics services  | 26                             | -  | -                                    | -  | -   | -                             |
| H52299               | Activities of other transport agencies, n.e.c.                          | 13                             | -  | -                                    | -  | -   | -                             |
| H53201               | Private postal service  | s                              | s  | s                                    | s  | s   | s                             |
| H53202               | Messenger service   | 66                             | -  | -                                    | -  | -   | -                             |

TABLE 7b Number of Establishments and Gross Additions to Tangible Fixed Assets for Transportation and Storage Establishments  
with Total Employment of Less Than 20 by Industry Sub-Class: Philippines, 2010

(Value in thousand pesos. Details may not add up to total due to rounding and/or statistical disclosure control)

| 2009<br>PSIC<br>Code | Industry Description   | Number<br>of<br>Establishments | Gross Additions  | Capital Expenditures | Sale of Tangible<br>Fixed Assets |
|----------------------|--|--------------------------------|------------------|----------------------|----------------------------------|
|                      |  | (1)                            | (2)              | (3)                  | (4)                              |
|                      | <b>Philippines</b>   | <b>2,095</b>                   | <b>1,080,438</b> | <b>1,096,665</b>     | <b>16,228</b>                    |
| H49201               | Inter-urban bus line operation   | 33                             | 124,399          | 124,399              | -                                |
| H49202               | Urban and suburban bus line operation                                  | 9                              | 25,615           | 25,615               | -                                |
| H49203               | Local bus line operation   | 73                             | 7,012            | 7,012                | -                                |
| H49204               | Chartered buses operation (e.g. tourist buses)                         | 50                             | 52,366           | 52,366               | -                                |
| H49205               | Operation of school buses/shuttle                                      | 9                              | 3,654            | 3,654                | -                                |
| H49209               | Transport via buses, n.e.c.  | }                              |                  |                      |                                  |
| H49323               | Public utility cars and taxicabs operation                             | }                              | 38               | 29,201               | -                                |
| H49324               | Chartered cars operation (rent-a-car)                                  | }                              |                  |                      |                                  |
| H49331               | Truck-for-hire operation (with driver)                                 | 14                             | (12,232)         | -                    | 12,232                           |
| H49332               | Freight truck operation  | 430                            | 165,040          | 165,040              | -                                |
| H49333               | Tank truck delivery services   | 8                              | -                | -                    | -                                |
| H50112               | Interisland water passenger transport                                  | 11                             | 974              | 974                  | -                                |
| H50121               | Ocean freight transport  | 10                             | 355              | 355                  | -                                |
| H50122               | Interisland water freight transport                                    | 21                             | 17               | 17                   | -                                |
| H50123               | Towing and pushing services on coastal and trans-oceanic waters        | 5                              | 9,223            | 9,223                | -                                |
| H50210               | Inland passenger water transport                                       | 33                             | 3,424            | 3,424                | -                                |
| H50220               | Inland freight water transport   | 9                              | -                | -                    | -                                |
| H51103               | Non-scheduled air passenger transport                                  | 14                             | 4,667            | 4,667                | -                                |
| H52101               | General bonded warehouses except grain warehouse                       | 9                              | 590              | 590                  | -                                |
| H52102               | Grain warehouses   | 4                              | -                | -                    | -                                |
| H52103               | Customs bonded warehouses  | 7                              | 51               | 51                   | -                                |
| H52104               | Cold storage   | 80                             | 47,965           | 47,965               | -                                |
| H52109               | Storage and warehousing, n.e.c.  | 44                             | 140,451          | 140,451              | -                                |
| H52211               | Freight terminal facilities for trucking companies                     | s                              | s                | s                    | s                                |
| H52212               | Operation of parking lots  | 7                              | 300              | 300                  | -                                |
| H52213               | Operation of toll roads and bridges                                    | s                              | s                | s                    | s                                |
| H52219               | Other supporting land transport activities, n.e.c.                     | 19                             | -                | -                    | -                                |
| H52220               | Service activities incidental to water transportation                  | 73                             | 23,752           | 23,752               | -                                |
| H52230               | Service activities incidental to air transportation                    | 8                              | 251,584          | 251,584              | -                                |
| H52241               | Containerized cargo handling, auxiliary activity to land transport     | 6                              | -                | -                    | -                                |
| H52242               | Non-containerized cargo handling, auxiliary activity to land transport | 5                              | -                | -                    | -                                |
| H52243               | Cargo handling, auxiliary activity to water transport                  | s                              | s                | s                    | s                                |
| H52291               | Freight forwarding services  | 496                            | 103,461          | 107,456              | 3,995                            |
| H52292               | Customs brokerage (ship and aircraft)                                  | 460                            | 92,355           | 92,355               | -                                |
| H52293               | Logistics services   | 26                             | 75               | 75                   | -                                |
| H52299               | Activities of other transport agencies, n.e.c.                         | 13                             | 450              | 450                  | -                                |
| H53201               | Private postal service   | s                              | s                | s                    | s                                |
| H53202               | Messenger service  | 66                             | 4,382            | 4,382                | -                                |

TABLE 7b.1 Number of Establishments and Sale of Tangible Fixed Assets by Type for Transportation and Storage Establishments  
with Total Employment of Less Than 20 by Industry Sub-Class: Philippines, 2010

(Value in thousand pesos. Details may not add up to total due to rounding and/or statistical disclosure control)

| 2009<br>PSIC<br>Code | Industry Description  | Number<br>of<br>Establishments | Sale of Tangible Fixed Assets |      |   |                        |
|----------------------|---|--------------------------------|-------------------------------|------|---|------------------------|
|                      |   |                                | Total                         | Land | Buildings, Other<br>Structures and Land<br>Improvements | Transport<br>Equipment |
|                      |   |                                |                               |      |   |                        |
|                      | Philippines   | 2,095                          | 16,228                        | -    | -   | 10,602                 |
| H49201               | Inter-urban bus line operation  | 33                             | -                             | -    | -   | -                      |
| H49202               | Urban and suburban bus line operation                                   | 9                              | -                             | -    | -   | -                      |
| H49203               | Local bus line operation  | 73                             | -                             | -    | -   | -                      |
| H49204               | Chartered buses operation (e.g. tourist buses)                          | 50                             | -                             | -    | -   | -                      |
| H49205               | Operation of school buses/shuttle                                       | 9                              | -                             | -    | -   | -                      |
| H49209               | Transport via buses, n.e.c.   | }                              |                               |      |   |                        |
| H49323               | Public utility cars and taxicabs operation                              | 38                             | -                             | -    | -   | -                      |
| H49324               | Chartered cars operation (rent-a-car)                                   | }                              |                               |      |   |                        |
| H49331               | Truck-for-hire operation (with driver)                                  | 14                             | 12,232                        | -    | -   | 10,602                 |
| H49332               | Freight truck operation   | 430                            | -                             | -    | -   | -                      |
| H49333               | Tank truck delivery services  | 8                              | -                             | -    | -   | -                      |
| H50112               | Interisland water passenger transport                                   | 11                             | -                             | -    | -   | -                      |
| H50121               | Ocean freight transport   | 10                             | -                             | -    | -   | -                      |
| H50122               | Interisland water freight transport                                     | 21                             | -                             | -    | -   | -                      |
| H50123               | Towing and pushing services on coastal and trans-oceanic waters         | 5                              | -                             | -    | -   | -                      |
| H50210               | Inland passenger water transport  | 33                             | -                             | -    | -   | -                      |
| H50220               | Inland freight water transport  | 9                              | -                             | -    | -   | -                      |
| H51103               | Non-scheduled air passenger transport                                   | 14                             | -                             | -    | -   | -                      |
| H52101               | General bonded warehouses except grain warehouse                        | 9                              | -                             | -    | -   | -                      |
| H52102               | Grain warehouses  | 4                              | -                             | -    | -   | -                      |
| H52103               | Customs bonded warehouses   | 7                              | -                             | -    | -   | -                      |
| H52104               | Cold storage  | 80                             | -                             | -    | -   | -                      |
| H52109               | Storage and warehousing, n.e.c.   | 44                             | -                             | -    | -   | -                      |
| H52211               | Freight terminal facilities for trucking companies                      | s                              | s                             | s    | s   | s                      |
| H52212               | Operation of parking lots   | 7                              | -                             | -    | -   | -                      |
| H52213               | Operation of toll roads and bridges                                     | s                              | s                             | s    | s   | s                      |
| H52219               | Other supporting land transport activities, n.e.c.                      | 19                             | -                             | -    | -   | -                      |
| H52220               | Service activities incidental to water transportation                   | 73                             | -                             | -    | -   | -                      |
| H52230               | Service activities incidental to air transportation                     | 8                              | -                             | -    | -   | -                      |
| H52241               | Containerized cargo handling, auxiliary activity to land transport      | 6                              | -                             | -    | -   | -                      |
| H52242               | Non- containerized cargo handling, auxiliary activity to land transport | 5                              | -                             | -    | -   | -                      |
| H52243               | Cargo handling, auxiliary activity to water transport                   | s                              | s                             | s    | s   | s                      |
| H52291               | Freight forwarding services   | 496                            | 3,995                         | -    | -   | -                      |
| H52292               | Customs brokerage (ship and aircraft)                                   | 460                            | -                             | -    | -   | -                      |
| H52293               | Logistics services  | 26                             | -                             | -    | -   | -                      |
| H52299               | Activities of other transport agencies, n.e.c.                          | 13                             | -                             | -    | -   | -                      |
| H53201               | Private postal service  | s                              | s                             | s    | s   | s                      |
| H53202               | Messenger service   | 66                             | -                             | -    | -   | -                      |

TABLE 7b.1 Number of Establishments and Sale of Tangible Fixed Assets by Type for Transportation and Storage Establishments with Total Employment of Less Than 20 by Industry Sub-Class: Philippines, 2010 *(Concluded)*

(Value in thousand pesos. Details may not add up to total due to rounding and/or statistical disclosure control)

| 2009<br>PSIC<br>Code | Industry Description  | Sale of Tangible Fixed Assets  |                                  |           |                                |
|----------------------|---|--------------------------------|----------------------------------|-----------|--------------------------------|
|                      |   | ICT Machinery<br>and Equipment | Other Machinery<br>and Equipment | Valuables | Other Tangible<br>Fixed Assets |
|                      |   | (6)                            | (7)                              | (8)       | (9)                            |
|                      | <b>Philippines</b>  | <b>2,617</b>                   | <b>3,009</b>                     | <b>-</b>  | <b>-</b>                       |
| H49201               | Inter-urban bus line operation  | -                              | -                                | -         | -                              |
| H49202               | Urban and suburban bus line operation                                   | -                              | -                                | -         | -                              |
| H49203               | Local bus line operation  | -                              | -                                | -         | -                              |
| H49204               | Chartered buses operation (e.g. tourist buses)                          | -                              | -                                | -         | -                              |
| H49205               | Operation of school buses/shuttle                                       | -                              | -                                | -         | -                              |
| H49209               | Transport via buses, n.e.c.   | -                              | -                                | -         | -                              |
| H49323               | Public utility cars and taxicabs operation                              | -                              | -                                | -         | -                              |
| H49324               | Chartered cars operation (rent-a-car)                                   | -                              | -                                | -         | -                              |
| H49331               | Truck-for-hire operation (with driver)                                  | -                              | 1,631                            | -         | -                              |
| H49332               | Freight truck operation   | -                              | -                                | -         | -                              |
| H49333               | Tank truck delivery services  | -                              | -                                | -         | -                              |
| H50112               | Interisland water passenger transport                                   | -                              | -                                | -         | -                              |
| H50121               | Ocean freight transport   | -                              | -                                | -         | -                              |
| H50122               | Interisland water freight transport                                     | -                              | -                                | -         | -                              |
| H50123               | Towing and pushing services on coastal and trans-oceanic waters         | -                              | -                                | -         | -                              |
| H50210               | Inland passenger water transport  | -                              | -                                | -         | -                              |
| H50220               | Inland freight water transport  | -                              | -                                | -         | -                              |
| H51103               | Non-scheduled air passenger transport                                   | -                              | -                                | -         | -                              |
| H52101               | General bonded warehouses except grain warehouse                        | -                              | -                                | -         | -                              |
| H52102               | Grain warehouses  | -                              | -                                | -         | -                              |
| H52103               | Customs bonded warehouses   | -                              | -                                | -         | -                              |
| H52104               | Cold storage  | -                              | -                                | -         | -                              |
| H52109               | Storage and warehousing, n.e.c.   | -                              | -                                | -         | -                              |
| H52211               | Freight terminal facilities for trucking companies                      | S                              | S                                | S         | S                              |
| H52212               | Operation of parking lots   | -                              | -                                | -         | -                              |
| H52213               | Operation of toll roads and bridges                                     | S                              | S                                | S         | S                              |
| H52219               | Other supporting land transport activities, n.e.c.                      | -                              | -                                | -         | -                              |
| H52220               | Service activities incidental to water transportation                   | -                              | -                                | -         | -                              |
| H52230               | Service activities incidental to air transportation                     | -                              | -                                | -         | -                              |
| H52241               | Containerized cargo handling, auxiliary activity to land transport      | -                              | -                                | -         | -                              |
| H52242               | Non- containerized cargo handling, auxiliary activity to land transport | -                              | -                                | -         | -                              |
| H52243               | Cargo handling, auxiliary activity to water transport                   | S                              | S                                | S         | S                              |
| H52291               | Freight forwarding services   | 2,617                          | 1,378                            | -         | -                              |
| H52292               | Customs brokerage (ship and aircraft)                                   | -                              | -                                | -         | -                              |
| H52293               | Logistics services  | -                              | -                                | -         | -                              |
| H52299               | Activities of other transport agencies, n.e.c.                          | -                              | -                                | -         | -                              |
| H53201               | Private postal service  | S                              | S                                | S         | S                              |
| H53202               | Messenger service   | -                              | -                                | -         | -                              |

TABLE 7b.2 Number of Establishments and Losses and Damages to Tangible Fixed Assets by Type for Transportation and Storage Establishments with Total Employment of Less Than 20 by Industry Sub-Class: Philippines, 2010

(Value in thousand pesos. Details may not add up to total due to rounding and/or statistical disclosure control)

| 2009<br>PSIC<br>Code | Industry Description  | Number<br>of<br>Establishments | Losses and Damages |          |   |                        |
|----------------------|---|--------------------------------|--------------------|----------|---|------------------------|
|                      |   |                                | Total              | Land     | Buildings, Other<br>Structures and Land<br>Improvements | Transport<br>Equipment |
|                      |   | (1)                            | (2)                | (3)      | (4)   | (5)                    |
|                      | <b>Philippines</b>  | <b>2,095</b>                   | <b>3,670</b>       | <b>-</b> | <b>-</b>  | <b>3,180</b>           |
| H49201               | Inter-urban bus line operation  | 33                             | -                  | -        | -   | -                      |
| H49202               | Urban and suburban bus line operation                                   | 9                              | -                  | -        | -   | -                      |
| H49203               | Local bus line operation  | 73                             | -                  | -        | -   | -                      |
| H49204               | Chartered buses operation (e.g. tourist buses)                          | 50                             | -                  | -        | -   | -                      |
| H49205               | Operation of school buses/shuttle                                       | 9                              | -                  | -        | -   | -                      |
| H49209               | Transport via buses, n.e.c.   | }                              | -                  | -        | -   | -                      |
| H49323               | Public utility cars and taxicabs operation                              | }                              | -                  | -        | -   | -                      |
| H49324               | Chartered cars operation (rent-a-car)                                   | }                              | -                  | -        | -   | -                      |
| H49331               | Truck-for-hire operation (with driver)                                  | 14                             | 3,670              | -        | -   | 3,180                  |
| H49332               | Freight truck operation   | 430                            | -                  | -        | -   | -                      |
| H49333               | Tank truck delivery services  | 8                              | -                  | -        | -   | -                      |
| H50112               | Interisland water passenger transport                                   | 11                             | -                  | -        | -   | -                      |
| H50121               | Ocean freight transport   | 10                             | -                  | -        | -   | -                      |
| H50122               | Interisland water freight transport                                     | 21                             | -                  | -        | -   | -                      |
| H50123               | Towing and pushing services on coastal and trans-oceanic waters         | 5                              | -                  | -        | -   | -                      |
| H50210               | Inland passenger water transport  | 33                             | -                  | -        | -   | -                      |
| H50220               | Inland freight water transport  | 9                              | -                  | -        | -   | -                      |
| H51103               | Non-scheduled air passenger transport                                   | 14                             | -                  | -        | -   | -                      |
| H52101               | General bonded warehouses except grain warehouse                        | 9                              | -                  | -        | -   | -                      |
| H52102               | Grain warehouses  | 4                              | -                  | -        | -   | -                      |
| H52103               | Customs bonded warehouses   | 7                              | -                  | -        | -   | -                      |
| H52104               | Cold storage  | 80                             | -                  | -        | -   | -                      |
| H52109               | Storage and warehousing, n.e.c.   | 44                             | -                  | -        | -   | -                      |
| H52211               | Freight terminal facilities for trucking companies                      | s                              | s                  | s        | s   | s                      |
| H52212               | Operation of parking lots   | 7                              | -                  | -        | -   | -                      |
| H52213               | Operation of toll roads and bridges                                     | s                              | s                  | s        | s   | s                      |
| H52219               | Other supporting land transport activities, n.e.c.                      | 19                             | -                  | -        | -   | -                      |
| H52220               | Service activities incidental to water transportation                   | 73                             | -                  | -        | -   | -                      |
| H52230               | Service activities incidental to air transportation                     | 8                              | -                  | -        | -   | -                      |
| H52241               | Containerized cargo handling, auxiliary activity to land transport      | 6                              | -                  | -        | -   | -                      |
| H52242               | Non- containerized cargo handling, auxiliary activity to land transport | 5                              | -                  | -        | -   | -                      |
| H52243               | Cargo handling, auxiliary activity to water transport                   | s                              | s                  | s        | s   | s                      |
| H52291               | Freight forwarding services   | 496                            | -                  | -        | -   | -                      |
| H52292               | Customs brokerage (ship and aircraft)                                   | 460                            | -                  | -        | -   | -                      |
| H52293               | Logistics services  | 26                             | -                  | -        | -   | -                      |
| H52299               | Activities of other transport agencies, n.e.c.                          | 13                             | -                  | -        | -   | -                      |
| H53201               | Private postal service  | s                              | s                  | s        | s   | s                      |
| H53202               | Messenger service   | 66                             | -                  | -        | -   | -                      |

TABLE 7b.2 Number of Establishments and Losses and Damages to Tangible Fixed Assets by Type for Transportation and Storage Establishments with Total Employment of Less Than 20 by Industry Sub-Class: Philippines, 2010 *(Concluded)*

(Value in thousand pesos. Details may not add up to total due to rounding and/or statistical disclosure control)

| 2009<br>PSIC<br>Code | Industry Description  | Losses and Damages             |                                  |           |                                |
|----------------------|---|--------------------------------|----------------------------------|-----------|--------------------------------|
|                      |   | ICT Machinery<br>and Equipment | Other Machinery<br>and Equipment | Valuables | Other Tangible<br>Fixed Assets |
|                      |   | (6)                            | (7)                              | (8)       | (9)                            |
|                      | <b>Philippines</b>  | -                              | <b>489</b>                       | -         | -                              |
| H49201               | Inter-urban bus line operation  | -                              | -                                | -         | -                              |
| H49202               | Urban and suburban bus line operation                                   | -                              | -                                | -         | -                              |
| H49203               | Local bus line operation  | -                              | -                                | -         | -                              |
| H49204               | Chartered buses operation (e.g. tourist buses)                          | -                              | -                                | -         | -                              |
| H49205               | Operation of school buses/shuttle                                       | -                              | -                                | -         | -                              |
| H49209               | Transport via buses, n.e.c.   | -                              | -                                | -         | -                              |
| H49323               | Public utility cars and taxicabs operation                              | -                              | -                                | -         | -                              |
| H49324               | Chartered cars operation (rent-a-car)                                   | -                              | -                                | -         | -                              |
| H49331               | Truck-for-hire operation (with driver)                                  | -                              | <b>489</b>                       | -         | -                              |
| H49332               | Freight truck operation   | -                              | -                                | -         | -                              |
| H49333               | Tank truck delivery services  | -                              | -                                | -         | -                              |
| H50112               | Interisland water passenger transport                                   | -                              | -                                | -         | -                              |
| H50121               | Ocean freight transport   | -                              | -                                | -         | -                              |
| H50122               | Interisland water freight transport                                     | -                              | -                                | -         | -                              |
| H50123               | Towing and pushing services on coastal and trans-oceanic waters         | -                              | -                                | -         | -                              |
| H50210               | Inland passenger water transport  | -                              | -                                | -         | -                              |
| H50220               | Inland freight water transport  | -                              | -                                | -         | -                              |
| H51103               | Non-scheduled air passenger transport                                   | -                              | -                                | -         | -                              |
| H52101               | General bonded warehouses except grain warehouse                        | -                              | -                                | -         | -                              |
| H52102               | Grain warehouses  | -                              | -                                | -         | -                              |
| H52103               | Customs bonded warehouses   | -                              | -                                | -         | -                              |
| H52104               | Cold storage  | -                              | -                                | -         | -                              |
| H52109               | Storage and warehousing, n.e.c.   | -                              | -                                | -         | -                              |
| H52211               | Freight terminal facilities for trucking companies                      | S                              | S                                | S         | S                              |
| H52212               | Operation of parking lots   | -                              | -                                | -         | -                              |
| H52213               | Operation of toll roads and bridges                                     | S                              | S                                | S         | S                              |
| H52219               | Other supporting land transport activities, n.e.c.                      | -                              | -                                | -         | -                              |
| H52220               | Service activities incidental to water transportation                   | -                              | -                                | -         | -                              |
| H52230               | Service activities incidental to air transportation                     | -                              | -                                | -         | -                              |
| H52241               | Containerized cargo handling, auxiliary activity to land transport      | -                              | -                                | -         | -                              |
| H52242               | Non- containerized cargo handling, auxiliary activity to land transport | -                              | -                                | -         | -                              |
| H52243               | Cargo handling, auxiliary activity to water transport                   | S                              | S                                | S         | S                              |
| H52291               | Freight forwarding services   | -                              | -                                | -         | -                              |
| H52292               | Customs brokerage (ship and aircraft)                                   | -                              | -                                | -         | -                              |
| H52293               | Logistics services  | -                              | -                                | -         | -                              |
| H52299               | Activities of other transport agencies, n.e.c.                          | -                              | -                                | -         | -                              |
| H53201               | Private postal service  | S                              | S                                | S         | S                              |
| H53202               | Messenger service   | -                              | -                                | -         | -                              |

TABLE 8b Number of Establishments and Book Value by Type of Tangible Fixed Assets for Transportation and Storage Establishments with Total Employment of Less Than 20 by Industry Sub-Class: Philippines, 2010

(Value in thousand pesos. Details may not add up to total due to rounding and/or statistical disclosure control)

| 2009<br>PSIC<br>Code | Industry Description  | Number<br>of<br>Establishments | Book Value of Tangible Fixed Assets |           |   |                        |         |
|----------------------|---|--------------------------------|-------------------------------------|-----------|---|------------------------|---------|
|                      |   |                                | Total                               | Land      | Buildings, Other<br>Structures and Land<br>Improvements | Transport<br>Equipment |         |
|                      |   |                                |                                     |           |   |                        | (1)     |
| Philippines          |   | 2,095                          | 9,860,946                           | 1,520,737 | 3,289,421   | 4,031,012              |         |
| H49201               | Inter-urban bus line operation  | 33                             | 324,896                             | 18,000    | 3,600   | 300,845                |         |
| H49202               | Urban and suburban bus line operation                                   | 9                              | 54,220                              | 1,200     | 453   | 52,243                 |         |
| H49203               | Local bus line operation  | 73                             | 78,388                              | 27,393    | 6,774   | 43,945                 |         |
| H49204               | Chartered buses operation (e.g. tourist buses)                          | 50                             | 215,190                             | 27,763    | 14,442  | 167,711                |         |
| H49205               | Operation of school buses/shuttle                                       | 9                              | 23,571                              | -         | 15  | 23,395                 |         |
| H49209               | Transport via buses, n.e.c.   | }                              |                                     |           |   |                        |         |
| H49323               | Public utility cars and taxicabs operation                              | }                              | 38                                  | 142,766   | 1,226   | -                      | 138,119 |
| H49324               | Chartered cars operation (rent-a-car)                                   | }                              |                                     |           |   |                        |         |
| H49331               | Truck-for-hire operation (with driver)                                  | 14                             | 33,233                              | 6,776     | -   | 22,292                 |         |
| H49332               | Freight truck operation   | 430                            | 1,609,621                           | 100,069   | 52,032  | 1,368,773              |         |
| H49333               | Tank truck delivery services  | 8                              | 10,215                              | 5,549     | -   | 4,320                  |         |
| H50112               | Interisland water passenger transport                                   | 11                             | 205,397                             | 9,812     | 7,056   | 184,926                |         |
| H50121               | Ocean freight transport   | 10                             | 5,949                               | -         | 217   | 934                    |         |
| H50122               | Interisland water freight transport                                     | 21                             | 127,125                             | -         | -   | 126,191                |         |
| H50123               | Towing and pushing services on coastal and trans-oceanic waters         | 5                              | 111,636                             | -         | 20,140  | 86,213                 |         |
| H50210               | Inland passenger water transport  | 33                             | 41,797                              | -         | -   | 36,581                 |         |
| H50220               | Inland freight water transport  | 9                              | 10,002                              | -         | -   | 9,570                  |         |
| H51103               | Non-scheduled air passenger transport                                   | 14                             | 412,823                             | 9,067     | 16,096  | 383,112                |         |
| H52101               | General bonded warehouses except grain warehouse                        | 9                              | 47,116                              | 14,436    | 20,979  | 5,202                  |         |
| H52102               | Grain warehouses  | 4                              | 15,820                              | 3,768     | 300   | 11,184                 |         |
| H52103               | Customs bonded warehouses   | 7                              | 71,479                              | 23,002    | 42,303  | 1,748                  |         |
| H52104               | Cold storage  | 80                             | 1,948,983                           | 127,141   | 1,367,719   | 20,217                 |         |
| H52109               | Storage and warehousing, n.e.c.   | 44                             | 2,360,663                           | 953,142   | 1,284,862   | 84,997                 |         |
| H52211               | Freight terminal facilities for trucking companies                      | s                              | s                                   | s         | s   | s                      |         |
| H52212               | Operation of parking lots   | 7                              | 595                                 | -         | 73  | 64                     |         |
| H52213               | Operation of toll roads and bridges                                     | s                              | s                                   | s         | s   | s                      |         |
| H52219               | Other supporting land transport activities, n.e.c.                      | 19                             | 316,185                             | 20,447    | 218,067   | 68,179                 |         |
| H52220               | Service activities incidental to water transportation                   | 73                             | 124,126                             | 84,055    | 116   | 33,823                 |         |
| H52230               | Service activities incidental to air transportation                     | 8                              | 123,753                             | -         | 9,306   | 2,540                  |         |
| H52241               | Containerized cargo handling, auxiliary activity to land transport      | 6                              | 29,166                              | 1,600     | 568   | 12,943                 |         |
| H52242               | Non- containerized cargo handling, auxiliary activity to land transport | 5                              | -                                   | -         | -   | -                      |         |
| H52243               | Cargo handling, auxiliary activity to water transport                   | s                              | s                                   | s         | s   | s                      |         |
| H52291               | Freight forwarding services   | 496                            | 685,793                             | 79,266    | 158,132   | 364,409                |         |
| H52292               | Customs brokerage (ship and aircraft)                                   | 460                            | 628,516                             | 2,523     | 49,578  | 420,759                |         |
| H52293               | Logistics services  | 26                             | 6,694                               | -         | -   | 2,513                  |         |
| H52299               | Activities of other transport agencies, n.e.c.                          | 13                             | 35,943                              | 4,500     | 3,256   | 23,008                 |         |
| H53201               | Private postal service  | s                              | s                                   | s         | s   | s                      |         |
| H53202               | Messenger service   | 66                             | 50,014                              | -         | 12,016  | 25,726                 |         |

TABLE 8b Number of Establishments and Book Value by Type of Tangible Fixed Assets for Transportation and Storage Establishments with Total Employment of Less Than 20 by Industry Sub-Class: Philippines, 2010 (*Concluded*)

(Value in thousand pesos. Details may not add up to total due to rounding and/or statistical disclosure control)

| 2009<br>PSIC<br>Code | Industry Description  | Book Value of Tangible Fixed Assets |                                  |           |                                |
|----------------------|---|-------------------------------------|----------------------------------|-----------|--------------------------------|
|                      |   | ICT Machinery<br>and Equipment      | Other Machinery<br>and Equipment | Valuables | Other Tangible<br>Fixed Assets |
|                      |   | (6)                                 | (7)                              | (8)       | (9)                            |
|                      | <b>Philippines</b>  | <b>207,888</b>                      | <b>811,888</b>                   | -         | -                              |
| H49201               | Inter-urban bus line operation  | 787                                 | 1,665                            | -         | -                              |
| H49202               | Urban and suburban bus line operation                                   | -                                   | 324                              | -         | -                              |
| H49203               | Local bus line operation  | 64                                  | 212                              | -         | -                              |
| H49204               | Chartered buses operation (e.g. tourist buses)                          | 810                                 | 4,464                            | -         | -                              |
| H49205               | Operation of school buses/shuttle                                       | -                                   | 162                              | -         | -                              |
| H49209               | Transport via buses, n.e.c.   | -                                   | -                                | -         | -                              |
| H49323               | Public utility cars and taxicabs operation                              | 1,645                               | 1,778                            | -         | -                              |
| H49324               | Chartered cars operation (rent-a-car)                                   | -                                   | -                                | -         | -                              |
| H49331               | Truck-for-hire operation (with driver)                                  | 1,062                               | 3,103                            | -         | -                              |
| H49332               | Freight truck operation   | 13,302                              | 75,446                           | -         | -                              |
| H49333               | Tank truck delivery services  | 299                                 | 46                               | -         | -                              |
| H50112               | Interisland water passenger transport                                   | 821                                 | 2,782                            | -         | -                              |
| H50121               | Ocean freight transport   | 1,904                               | 2,894                            | -         | -                              |
| H50122               | Interisland water freight transport                                     | 41                                  | 893                              | -         | -                              |
| H50123               | Towing and pushing services on coastal and trans-oceanic waters         | 1,258                               | 4,024                            | -         | -                              |
| H50210               | Inland passenger water transport  | 2,087                               | 3,130                            | -         | -                              |
| H50220               | Inland freight water transport  | 400                                 | 32                               | -         | -                              |
| H51103               | Non-scheduled air passenger transport                                   | 1,411                               | 3,138                            | -         | -                              |
| H52101               | General bonded warehouses except grain warehouse                        | 365                                 | 6,134                            | -         | -                              |
| H52102               | Grain warehouses  | -                                   | 567                              | -         | -                              |
| H52103               | Customs bonded warehouses   | 798                                 | 3,628                            | -         | -                              |
| H52104               | Cold storage  | -                                   | 433,906                          | -         | -                              |
| H52109               | Storage and warehousing, n.e.c.   | 10,726                              | 26,935                           | -         | -                              |
| H52211               | Freight terminal facilities for trucking companies                      | s                                   | s                                | s         | s                              |
| H52212               | Operation of parking lots   | 72                                  | 385                              | -         | -                              |
| H52213               | Operation of toll roads and bridges                                     | s                                   | s                                | s         | s                              |
| H52219               | Other supporting land transport activities, n.e.c.                      | 341                                 | 9,152                            | -         | -                              |
| H52220               | Service activities incidental to water transportation                   | 2,554                               | 3,578                            | -         | -                              |
| H52230               | Service activities incidental to air transportation                     | 840                                 | 111,067                          | -         | -                              |
| H52241               | Containerized cargo handling, auxiliary activity to land transport      | 1,274                               | 12,781                           | -         | -                              |
| H52242               | Non- containerized cargo handling, auxiliary activity to land transport | -                                   | -                                | -         | -                              |
| H52243               | Cargo handling, auxiliary activity to water transport                   | s                                   | s                                | s         | s                              |
| H52291               | Freight forwarding services   | 51,819                              | 32,168                           | -         | -                              |
| H52292               | Customs brokerage (ship and aircraft)                                   | 105,472                             | 50,184                           | -         | -                              |
| H52293               | Logistics services  | 348                                 | 3,833                            | -         | -                              |
| H52299               | Activities of other transport agencies, n.e.c.                          | 3,887                               | 1,292                            | -         | -                              |
| H53201               | Private postal service  | s                                   | s                                | s         | s                              |
| H53202               | Messenger service   | 2,996                               | 9,276                            | -         | -                              |

TABLE 8b.1 Number of Establishments and Value of Intangible Assets by Type for Transportation and Storage Establishments with Total Employment of Less Than 20 by Industry Sub-Class: Philippines, 2010

(Value in thousand pesos. Details may not add up to total due to rounding and/or statistical disclosure control)

| 2009<br>PSIC<br>Code | Industry Description  | Number<br>of<br>Establishments | Value of Intangible Assets |  |  |   |                                  |
|----------------------|---|--------------------------------|----------------------------|--|--|---|----------------------------------|
|                      |   |                                | Total                      | Intangible<br>Non-<br>Produced<br>Assets | Computer<br>Software<br>and<br>Databases | Entertainment,<br>Literary<br>and Artistic<br>Originals | Other Intangible<br>Fixed Assets |
|                      |   |                                |                            |  |  |   |                                  |
|                      | Philippines   | 2,095                          | 6,953                      | 4,629                                    | 2,323                                    | -   | -                                |
| H49201               | Inter-urban bus line operation  | 33                             | 167                        | 167                                      | -  | -   | -                                |
| H49202               | Urban and suburban bus line operation                                   | 9                              | -                          | -  | -  | -   | -                                |
| H49203               | Local bus line operation  | 73                             | 4,462                      | 4,462                                    | -  | -   | -                                |
| H49204               | Chartered buses operation (e.g. tourist buses)                          | 50                             | -                          | -  | -  | -   | -                                |
| H49205               | Operation of school buses/shuttle                                       | }                              | 9                          | -  | -  | -   | -                                |
| H49209               | Transport via buses, n.e.c.   |                                |                            |  |  |   |                                  |
| H49323               | Public utility cars and taxicabs operation                              | }                              | 38                         | -  | -  | -   | -                                |
| H49324               | Chartered cars operation (rent-a-car)                                   |                                |                            |  |  |   |                                  |
| H49331               | Truck-for-hire operation (with driver)                                  | 14                             | -                          | -  | -  | -   | -                                |
| H49332               | Freight truck operation   | 430                            | -                          | -  | -  | -   | -                                |
| H49333               | Tank truck delivery services  | 8                              | -                          | -  | -  | -   | -                                |
| H50112               | Interisland water passenger transport                                   | 11                             | 175                        | -  | 175                                      | -   | -                                |
| H50121               | Ocean freight transport   | 10                             | 427                        | -  | 427                                      | -   | -                                |
| H50122               | Interisland water freight transport                                     | 21                             | -                          | -  | -  | -   | -                                |
| H50123               | Towing and pushing services on coastal and trans-oceanic waters         | 5                              | -                          | -  | -  | -   | -                                |
| H50210               | Inland passenger water transport  | 33                             | -                          | -  | -  | -   | -                                |
| H50220               | Inland freight water transport  | 9                              | -                          | -  | -  | -   | -                                |
| H51103               | Non-scheduled air passenger transport                                   | 14                             | -                          | -  | -  | -   | -                                |
| H52101               | General bonded warehouses except grain warehouse                        | 9                              | -                          | -  | -  | -   | -                                |
| H52102               | Grain warehouses  | 4                              | -                          | -  | -  | -   | -                                |
| H52103               | Customs bonded warehouses   | 7                              | -                          | -  | -  | -   | -                                |
| H52104               | Cold storage  | 80                             | -                          | -  | -  | -   | -                                |
| H52109               | Storage and warehousing, n.e.c.   | 44                             | 466                        | -  | 466                                      | -   | -                                |
| H52211               | Freight terminal facilities for trucking companies                      | s                              | s                          | s  | s  | s   | s                                |
| H52212               | Operation of parking lots   | 7                              | -                          | -  | -  | -   | -                                |
| H52213               | Operation of toll roads and bridges                                     | s                              | s                          | s  | s  | s   | s                                |
| H52219               | Other supporting land transport activities, n.e.c.                      | 19                             | -                          | -  | -  | -   | -                                |
| H52220               | Service activities incidental to water transportation                   | 73                             | -                          | -  | -  | -   | -                                |
| H52230               | Service activities incidental to air transportation                     | 8                              | 10                         | -  | 10                                       | -   | -                                |
| H52241               | Containerized cargo handling, auxiliary activity to land transport      | 6                              | -                          | -  | -  | -   | -                                |
| H52242               | Non- containerized cargo handling, auxiliary activity to land transport | 5                              | -                          | -  | -  | -   | -                                |
| H52243               | Cargo handling, auxiliary activity to water transport                   | s                              | s                          | s  | s  | s   | s                                |
| H52291               | Freight forwarding services   | 496                            | 1,246                      | -  | 1,246                                    | -   | -                                |
| H52292               | Customs brokerage (ship and aircraft)                                   | 460                            | -                          | -  | -  | -   | -                                |
| H52293               | Logistics services  | 26                             | -                          | -  | -  | -   | -                                |
| H52299               | Activities of other transport agencies, n.e.c.                          | 13                             | -                          | -  | -  | -   | -                                |
| H53201               | Private postal service  | s                              | s                          | s  | s  | s   | s                                |
| H53202               | Messenger service   | 66                             | -                          | -  | -  | -   | -                                |

TABLE 9b Number of Establishments and Value of Inventories for Transportation and Storage Establishments  
with Total Employment of Less Than 20 by Industry Sub-class: Philippines, 2010

(Value in thousand pesos. Details may not add up to total due to rounding and/or statistical disclosure control)

| 2009<br>PSIC<br>Code | Industry Description  | Number<br>of<br>Establishments | Value of Inventories as of January 1 |                           |  |                     |                         |                      |
|----------------------|---|--------------------------------|--------------------------------------|---------------------------|--|---------------------|-------------------------|----------------------|
|                      |   |                                | Total                                | Materials<br>and Supplies | Fuels,<br>Lubricants,<br>Oils<br>and Greases | Goods<br>for Resale | Real Estate<br>for Sale | Other<br>Inventories |
|                      |   | (1)                            | (2)                                  | (3)                       | (4)  | (5)                 | (6)                     | (7)                  |
|                      | <b>Philippines</b>  | <b>2,095</b>                   | <b>538,038</b>                       | <b>418,018</b>            | <b>120,020</b>                               | -                   | -                       | -                    |
| H49201               | Inter-urban bus line operation  | 33                             | 109                                  | 98                        | 11   | -                   | -                       | -                    |
| H49202               | Urban and suburban bus line operation                                   | 9                              | -                                    | -                         | -  | -                   | -                       | -                    |
| H49203               | Local bus line operation  | 73                             | 16,907                               | 328                       | 16,579                                       | -                   | -                       | -                    |
| H49204               | Chartered buses operation (e.g. tourist buses)                          | 50                             | -                                    | -                         | -  | -                   | -                       | -                    |
| H49205               | Operation of school buses/shuttle                                       | 9                              | -                                    | -                         | -  | -                   | -                       | -                    |
| H49209               | Transport via buses, n.e.c.   | }                              | }                                    | }                         | }  | }                   | }                       | }                    |
| H49323               | Public utility cars and taxicabs operation                              | 38                             | -                                    | -                         | -  | -                   | -                       | -                    |
| H49324               | Chartered cars operation (rent-a-car)                                   | }                              | }                                    | }                         | }  | }                   | }                       | }                    |
| H49331               | Truck-for-hire operation (with driver)                                  | 14                             | 50                                   | 50                        | -  | -                   | -                       | -                    |
| H49332               | Freight truck operation   | 430                            | 197,477                              | 105,185                   | 92,292                                       | -                   | -                       | -                    |
| H49333               | Tank truck delivery services  | 8                              | 3,822                                | 3,822                     | -  | -                   | -                       | -                    |
| H50112               | Interisland water passenger transport                                   | 11                             | 5,545                                | 4,341                     | 1,204  | -                   | -                       | -                    |
| H50121               | Ocean freight transport   | 10                             | -                                    | -                         | -  | -                   | -                       | -                    |
| H50122               | Interisland water freight transport                                     | 21                             | 27,315                               | 27,286                    | 29   | -                   | -                       | -                    |
| H50123               | Towing and pushing services on coastal and trans-oceanic waters         | 5                              | 312                                  | -                         | 312  | -                   | -                       | -                    |
| H50210               | Inland passenger water transport  | 33                             | 416                                  | 56                        | 360  | -                   | -                       | -                    |
| H50220               | Inland freight water transport  | 9                              | 201                                  | 189                       | 12   | -                   | -                       | -                    |
| H51103               | Non-scheduled air passenger transport                                   | 14                             | 32,999                               | 32,999                    | -  | -                   | -                       | -                    |
| H52101               | General bonded warehouses except grain warehouse                        | 9                              | -                                    | -                         | -  | -                   | -                       | -                    |
| H52102               | Grain warehouses  | 4                              | -                                    | -                         | -  | -                   | -                       | -                    |
| H52103               | Customs bonded warehouses   | 7                              | -                                    | -                         | -  | -                   | -                       | -                    |
| H52104               | Cold storage  | 80                             | 38,133                               | 35,543                    | 2,589  | -                   | -                       | -                    |
| H52109               | Storage and warehousing, n.e.c.   | 44                             | 42,236                               | 42,236                    | -  | -                   | -                       | -                    |
| H52211               | Freight terminal facilities for trucking companies                      | s                              | s                                    | s                         | s  | s                   | s                       | s                    |
| H52212               | Operation of parking lots   | 7                              | -                                    | -                         | -  | -                   | -                       | -                    |
| H52213               | Operation of toll roads and bridges                                     | s                              | s                                    | s                         | s  | s                   | s                       | s                    |
| H52219               | Other supporting land transport activities, n.e.c.                      | 19                             | 26                                   | 26                        | -  | -                   | -                       | -                    |
| H52220               | Service activities incidental to water transportation                   | 73                             | 26,614                               | 23,476                    | 3,138  | -                   | -                       | -                    |
| H52230               | Service activities incidental to air transportation                     | 8                              | 30,262                               | 29,743                    | 519  | -                   | -                       | -                    |
| H52241               | Containerized cargo handling, auxiliary activity to land transport      | 6                              | -                                    | -                         | -  | -                   | -                       | -                    |
| H52242               | Non- containerized cargo handling, auxiliary activity to land transport | 5                              | -                                    | -                         | -  | -                   | -                       | -                    |
| H52243               | Cargo handling, auxiliary activity to water transport                   | s                              | s                                    | s                         | s  | s                   | s                       | s                    |
| H52291               | Freight forwarding services   | 496                            | 60,077                               | 59,492                    | 585  | -                   | -                       | -                    |
| H52292               | Customs brokerage (ship and aircraft)                                   | 460                            | 52,798                               | 51,957                    | 841  | -                   | -                       | -                    |
| H52293               | Logistics services  | 26                             | -                                    | -                         | -  | -                   | -                       | -                    |
| H52299               | Activities of other transport agencies, n.e.c.                          | 13                             | -                                    | -                         | -  | -                   | -                       | -                    |
| H53201               | Private postal service  | s                              | s                                    | s                         | s  | s                   | s                       | s                    |
| H53202               | Messenger service   | 66                             | 2,147                                | 868                       | 1,279  | -                   | -                       | -                    |

TABLE 9b Number of Establishments and Value of Inventories for Transportation and Storage Establishments  
with Total Employment of Less Than 20 by Industry Sub-class: Philippines, 2010 *(Concluded)*

(Value in thousand pesos. Details may not add up to total due to rounding and/or statistical disclosure control)

| 2009<br>PSIC<br>Code | Industry Description  | Value of Inventories as of December 31 |                           |  |                     |                         |                      |
|----------------------|---|--|---------------------------|--|---------------------|-------------------------|----------------------|
|                      |   | Total                                  | Materials<br>and Supplies | Fuels, Lubricants,<br>Oils and Greases | Goods<br>for Resale | Real Estate<br>for Sale | Other<br>Inventories |
|                      |   | (8)                                    | (9)                       | (10)                                   | (11)                | (12)                    | (13)                 |
|                      | <b>Philippines</b>  | <b>538,359</b>                         | <b>387,582</b>            | <b>150,777</b>                         | <b>-</b>            | <b>-</b>                | <b>-</b>             |
| H49201               | Inter-urban bus line operation  | 105                                    | 91                        | 14                                     | -                   | -                       | -                    |
| H49202               | Urban and suburban bus line operation                                   | -                                      | -                         | -                                      | -                   | -                       | -                    |
| H49203               | Local bus line operation  | 29,782                                 | 259                       | 29,523                                 | -                   | -                       | -                    |
| H49204               | Chartered buses operation (e.g. tourist buses)                          | -                                      | -                         | -                                      | -                   | -                       | -                    |
| H49205               | Operation of school buses/shuttle                                       | }                                      | -                         | -                                      | -                   | -                       | -                    |
| H49209               | Transport via buses, n.e.c.   | }                                      | -                         | -                                      | -                   | -                       | -                    |
| H49323               | Public utility cars and taxicabs operation                              | }                                      | -                         | -                                      | -                   | -                       | -                    |
| H49324               | Chartered cars operation (rent-a-car)                                   | }                                      | -                         | -                                      | -                   | -                       | -                    |
| H49331               | Truck-for-hire operation (with driver)                                  | 91                                     | 91                        | -                                      | -                   | -                       | -                    |
| H49332               | Freight truck operation   | 230,579                                | 121,629                   | 108,949                                | -                   | -                       | -                    |
| H49333               | Tank truck delivery services  | 3,822                                  | 3,822                     | -                                      | -                   | -                       | -                    |
| H50112               | Interisland water passenger transport                                   | 6,743                                  | 4,965                     | 1,779                                  | -                   | -                       | -                    |
| H50121               | Ocean freight transport   | -                                      | -                         | -                                      | -                   | -                       | -                    |
| H50122               | Interisland water freight transport                                     | 11,296                                 | 11,252                    | 44                                     | -                   | -                       | -                    |
| H50123               | Towing and pushing services on coastal and trans-oceanic waters         | 440                                    | -                         | 440                                    | -                   | -                       | -                    |
| H50210               | Inland passenger water transport  | 681                                    | 81                        | 600                                    | -                   | -                       | -                    |
| H50220               | Inland freight water transport  | 188                                    | 176                       | 12                                     | -                   | -                       | -                    |
| H51103               | Non-scheduled air passenger transport                                   | 33,978                                 | 33,978                    | -                                      | -                   | -                       | -                    |
| H52101               | General bonded warehouses except grain warehouse                        | -                                      | -                         | -                                      | -                   | -                       | -                    |
| H52102               | Grain warehouses  | -                                      | -                         | -                                      | -                   | -                       | -                    |
| H52103               | Customs bonded warehouses   | -                                      | -                         | -                                      | -                   | -                       | -                    |
| H52104               | Cold storage  | 38,794                                 | 35,013                    | 3,781                                  | -                   | -                       | -                    |
| H52109               | Storage and warehousing, n.e.c.   | 59,521                                 | 59,521                    | -                                      | -                   | -                       | -                    |
| H52211               | Freight terminal facilities for trucking companies                      | s                                      | s                         | s                                      | s                   | s                       | s                    |
| H52212               | Operation of parking lots   | -                                      | -                         | -                                      | -                   | -                       | -                    |
| H52213               | Operation of toll roads and bridges                                     | s                                      | s                         | s                                      | s                   | s                       | s                    |
| H52219               | Other supporting land transport activities, n.e.c.                      | 26                                     | 26                        | -                                      | -                   | -                       | -                    |
| H52220               | Service activities incidental to water transportation                   | 4,731                                  | 4,151                     | 579                                    | -                   | -                       | -                    |
| H52230               | Service activities incidental to air transportation                     | 30,834                                 | 30,606                    | 229                                    | -                   | -                       | -                    |
| H52241               | Containerized cargo handling, auxiliary activity to land transport      | -                                      | -                         | -                                      | -                   | -                       | -                    |
| H52242               | Non- containerized cargo handling, auxiliary activity to land transport | -                                      | -                         | -                                      | -                   | -                       | -                    |
| H52243               | Cargo handling, auxiliary activity to water transport                   | s                                      | s                         | s                                      | s                   | s                       | s                    |
| H52291               | Freight forwarding services   | 56,160                                 | 54,053                    | 2,107                                  | -                   | -                       | -                    |
| H52292               | Customs brokerage (ship and aircraft)                                   | 27,945                                 | 26,765                    | 1,180                                  | -                   | -                       | -                    |
| H52293               | Logistics services  | -                                      | -                         | -                                      | -                   | -                       | -                    |
| H52299               | Activities of other transport agencies, n.e.c.                          | -                                      | -                         | -                                      | -                   | -                       | -                    |
| H53201               | Private postal service  | s                                      | s                         | s                                      | s                   | s                       | s                    |
| H53202               | Messenger service   | 2,113                                  | 834                       | 1,279                                  | -                   | -                       | -                    |

TABLE 10b Number of Reporting Establishments and Nationality with Highest Capital Participation Rate as of December 31 for Transportation and Storage Establishments with Total Employment of Less Than 20 by Industry Sub-Class: Philippines, 2010

(An establishment with equal capital participation rate may be reported several times)

| 2009<br>PSIC<br>Code | Industry Description  | Number<br>of Reporting<br>Establishments | Nationality with Highest Capital Participation Rate |          |         |         |        |
|----------------------|---|--|---|----------|---------|---------|--------|
|                      |   |  | Filipino  | American | British | Chinese | German |
|                      |   |  | (1)   | (2)      | (3)     | (4)     | (5)    |
|                      | Philippines   | 226                                      | 223   | -        | -       | -       | -      |
| H49201               | Inter-urban bus line operation  | 5  | 5   | -        | -       | -       | -      |
| H49202               | Urban and suburban bus line operation                                     | 3  | 3   | -        | -       | -       | -      |
| H49203               | Local bus line operation  | 6  | 6   | -        | -       | -       | -      |
| H49204               | Chartered buses operation (e.g. tourist buses)                            | 5  | 5   | -        | -       | -       | -      |
| H49205               | Operation of school buses/shuttle   | 4  | 4   | -        | -       | -       | -      |
| H49209               | Transport via buses, n.e.c.   | s  | s   | s        | s       | s       | s      |
| H49323               | Public utility cars and taxicabs operation                                | 4  | 4   | -        | -       | -       | -      |
| H49324               | Chartered cars operation (rent-a-car)                                     | s  | s   | s        | s       | s       | s      |
| H49331               | Truck-for-hire operation (with driver)                                    | 5  | 5   | -        | -       | -       | -      |
| H49332               | Freight truck operation   | 29                                       | 29  | -        | -       | -       | -      |
| H49333               | Tank truck delivery services  | 4  | 4   | -        | -       | -       | -      |
| H50112               | Interisland water passenger transport                                     | 5  | 5   | -        | -       | -       | -      |
| H50121               | Ocean freight transport   | 5  | 5   | -        | -       | -       | -      |
| H50122               | Interisland water freight transport                                       | 4  | 4   | -        | -       | -       | -      |
| H50123               | Towing and pushing services on coastal and trans-oceanic waters           | 5  | 5   | -        | -       | -       | -      |
| H50210               | Inland passenger water transport  | 6  | 6   | -        | -       | -       | -      |
| H50220               | Inland freight water transport  | 3  | 3   | -        | -       | -       | -      |
| H51103               | Non-scheduled air passenger transport                                     | 6  | 6   | -        | -       | -       | -      |
| H52101               | General bonded warehouses except grain warehouse }                        | 6  | 6   | -        | -       | -       | -      |
| H52102               | Grain warehouses }  |  |   |          |         |         |        |
| H52103               | Customs bonded warehouses   | 5  | 5   | -        | -       | -       | -      |
| H52104               | Cold storage  | 6  | 6   | -        | -       | -       | -      |
| H52109               | Storage and warehousing, n.e.c.   | 4  | 4   | -        | -       | -       | -      |
| H52211               | Freight terminal facilities for trucking companies }                      |  |   |          |         |         |        |
| H52212               | Operation of parking lots }   | 4  | 3   | -        | -       | -       | -      |
| H52213               | Operation of toll roads and bridges }                                     |  |   |          |         |         |        |
| H52219               | Other supporting land transport activities, n.e.c.                        | 4  | 4   | -        | -       | -       | -      |
| H52220               | Service activities incidental to water transportation                     | 5  | 5   | -        | -       | -       | -      |
| H52230               | Service activities incidental to air transportation                       | 4  | 4   | -        | -       | -       | -      |
| H52241               | Containerized cargo handling, auxiliary activity to land transport        | 4  | 4   | -        | -       | -       | -      |
| H52242               | Non- containerized cargo handling, auxiliary activity to land transport } | 3  | 3   | -        | -       | -       | -      |
| H52243               | Cargo handling, auxiliary activity to water transport }                   |  |   |          |         |         |        |
| H52291               | Freight forwarding services   | 32                                       | 32  | -        | -       | -       | -      |
| H52292               | Customs brokerage (ship and aircraft)                                     | 31                                       | 30  | -        | -       | -       | -      |
| H52293               | Logistics services  | 6  | 5   | -        | -       | -       | -      |
| H52299               | Activities of other transport agencies, n.e.c.                            | 4  | 4   | -        | -       | -       | -      |
| H53201               | Private postal service  | s  | s   | s        | s       | s       | s      |
| H53202               | Messenger service   | 5  | 5   | -        | -       | -       | -      |

TABLE 10b Number of Reporting Establishments and Nationality with Highest Capital Participation Rate as of December 31 for Transportation and Storage Establishments with Total Employment of Less Than 20 by Industry Sub-Class: Philippines, 2010 (*Concluded*)

(An establishment with equal capital participation rate may be reported several times)

| 2009<br>PSIC<br>Code | Industry Description  | Nationality with Highest Capital Participation Rate |          |             |           |                     |
|----------------------|---|---|----------|-------------|-----------|---------------------|
|                      |   | Japanese  | Korean   | Singaporean | Taiwanese | Other Nationalities |
|                      |   | (7)   | (8)      | (9)         | (10)      | (11)                |
|                      | <b>Philippines</b>  | <b>1</b>  | <b>-</b> | <b>1</b>    | <b>-</b>  | <b>2</b>            |
| H49201               | Inter-urban bus line operation  | -   | -        | -           | -         | -                   |
| H49202               | Urban and suburban bus line operation                                     | -   | -        | -           | -         | -                   |
| H49203               | Local bus line operation  | -   | -        | -           | -         | -                   |
| H49204               | Chartered buses operation (e.g. tourist buses)                            | -   | -        | -           | -         | -                   |
| H49205               | Operation of school buses/shuttle   | -   | -        | -           | -         | -                   |
| H49209               | Transport via buses, n.e.c.   | S   | S        | S           | S         | S                   |
| H49323               | Public utility cars and taxicabs operation                                | -   | -        | -           | -         | -                   |
| H49324               | Chartered cars operation (rent-a-car)                                     | S   | S        | S           | S         | S                   |
| H49331               | Truck-for-hire operation (with driver)                                    | -   | -        | -           | -         | -                   |
| H49332               | Freight truck operation   | -   | -        | -           | -         | -                   |
| H49333               | Tank truck delivery services  | -   | -        | -           | -         | -                   |
| H50112               | Interisland water passenger transport                                     | -   | -        | -           | -         | -                   |
| H50121               | Ocean freight transport   | -   | -        | -           | -         | -                   |
| H50122               | Interisland water freight transport                                       | -   | -        | -           | -         | -                   |
| H50123               | Towing and pushing services on coastal and trans-oceanic waters           | -   | -        | -           | -         | -                   |
| H50210               | Inland passenger water transport  | -   | -        | -           | -         | -                   |
| H50220               | Inland freight water transport  | -   | -        | -           | -         | -                   |
| H51103               | Non-scheduled air passenger transport                                     | -   | -        | -           | -         | -                   |
| H52101               | General bonded warehouses except grain warehouse }                        | -   | -        | -           | -         | -                   |
| H52102               | Grain warehouses }  |   |          |             |           |                     |
| H52103               | Customs bonded warehouses   | -   | -        | -           | -         | -                   |
| H52104               | Cold storage  | -   | -        | -           | -         | -                   |
| H52109               | Storage and warehousing, n.e.c.   | -   | -        | -           | -         | -                   |
| H52211               | Freight terminal facilities for trucking companies }                      |   |          |             |           |                     |
| H52212               | Operation of parking lots }   | -   | -        | -           | -         | -                   |
| H52213               | Operation of toll roads and bridges }                                     |   |          |             |           |                     |
| H52219               | Other supporting land transport activities, n.e.c.                        | -   | -        | -           | -         | -                   |
| H52220               | Service activities incidental to water transportation                     | -   | -        | -           | -         | -                   |
| H52230               | Service activities incidental to air transportation                       | -   | -        | -           | -         | -                   |
| H52241               | Containerized cargo handling, auxiliary activity to land transport        | -   | -        | -           | -         | -                   |
| H52242               | Non- containerized cargo handling, auxiliary activity to land transport } | -   | -        | -           | -         | -                   |
| H52243               | Cargo handling, auxiliary activity to water transport }                   |   |          |             |           |                     |
| H52291               | Freight forwarding services   | -   | -        | -           | -         | -                   |
| H52292               | Customs brokerage (ship and aircraft)                                     | 1   | -        | -           | -         | -                   |
| H52293               | Logistics services  | -   | -        | 1           | -         | -                   |
| H52299               | Activities of other transport agencies, n.e.c.                            | -   | -        | -           | -         | -                   |
| H53201               | Private postal service  | S   | S        | S           | S         | S                   |
| H53202               | Messenger service   | -   | -        | -           | -         | -                   |

# **APPENDICES**



**NATIONAL  
STATISTICS  
OFFICE**

NSCB Approval No. \_\_\_\_\_ ASPBI Form 5  
Expires \_\_\_\_\_

## 2010 ANNUAL SURVEY OF PHILIPPINE BUSINESS AND INDUSTRY

### BUSINESS AND SERVICES January – December 2010

|  |  |
|--|--|
|  |  |
|--|--|

#### OBJECTIVE

The *2010 Annual Survey of Philippine Business and Industry (ASPBI)* will provide key measures on the performance, structure and trends of businesses and industries that will be used for planning and policy formulation by the government and private sectors.

#### AUTHORITY

The information sought is collected under the authority of **COMMONWEALTH ACT 591**. The Act authorizes the **National Statistics Office** to collect information from businesses and industries. Any person who fails or refuses to accomplish this questionnaire shall, upon conviction, be punished as provided for in **Section 3** of this same **Act**.

#### CONFIDENTIALITY

**Section 4** of **CA 591** provides that all information furnished this Office will be kept strictly **CONFIDENTIAL** and shall not be used for purposes of taxation, investigation or regulation.

#### REFERENCE PERIOD

Report should refer to the period from **January 1 to December 31, 2010**.

#### E-QUESTIONNAIRE

To facilitate the accomplishment of this questionnaire, an electronic copy will be sent to the e-mail account of the contact person in your establishment. The e-questionnaire can also be downloaded from the NSO Website, [www.census.gov.ph/aspbi/eqst](http://www.census.gov.ph/aspbi/eqst). Submit the accomplished e-questionnaire to [e.deguzman@census.gov.ph](mailto:e.deguzman@census.gov.ph) within 15 days upon receipt.

#### DUE DATE

Duly accomplished form should be submitted to NSO or to the authorized representative **ON** or **BEFORE**

#### INQUIRIES

For inquiries please contact:

**CARMELITA N. ERICTA**  
Administrator

Tel. No. \_\_\_\_\_

E-mail Address \_\_\_\_\_

or E-mail: [e.deguzman@census.gov.ph](mailto:e.deguzman@census.gov.ph)

#### GENERAL INSTRUCTIONS

- Provide best estimates if exact figures are not available in your records. Indicate N.A. for items not applicable.
- Refer to the relevant explanatory notes and definitions provided in specific items when providing responses for each item.
- Include only Philippine-based activities, including imports and exports, of this establishment.
- Mark (✓) only **one box**, unless instructed otherwise.

| FOR NSO USE ONLY |  |  |  |          |    |     |  |     |  |  |    |    |    |  |  |  |
|------------------|--|--|--|----------|----|-----|--|-----|--|--|----|----|----|--|--|--|
| FN               |  |  |  | QN       | QR | ECN |  |     |  |  |    |    |    |  |  |  |
|                  |  |  |  |          |    |     |  |     |  |  |    |    |    |  |  |  |
| IND              |  |  |  | PROV-MUN |    |     |  | BGY |  |  | SZ | LO | EO |  |  |  |
|                  |  |  |  |          |    |     |  |     |  |  |    |    |    |  |  |  |

Appendix 1 - Continued

|          |  |
|----------|--|
| ⇒ Page 2 | PLEASE ENTER ON THE APPROPRIATE SPACE OR BOX THE DATA REQUESTED. |
|----------|--|

GENERAL INFORMATION ABOUT THE ESTABLISHMENT

**1. Business and Registered Name in 2010, Company Website and Tax Identification Number (TIN)**

A. Business Name: \_\_\_\_\_

B. Registered Name: \_\_\_\_\_

C. Company Website: \_\_\_\_\_

D. TIN: \_\_\_\_\_

**2. Economic Activity or Business in 2010**  
*Describe in detail the main and other activities of this establishment.*

DO NOT FILL (For NSO Use Only)  
 2009 PSIC \_\_\_\_\_  
 1994 PSIC \_\_\_\_\_

A. Main Activity (Refers to the activity that contributes the biggest or major portion of the gross income or revenue of this establishment)  
 \_\_\_\_\_

B. Major products/goods produced or sold and/or type of service rendered (Specify)  
 \_\_\_\_\_

C. Secondary/Other Activities  
 \_\_\_\_\_

**3. Year Started Operation**  
*Indicate the year when this establishment started operation regardless of its location in the Philippines.* \_\_\_\_\_

**4. Legal Organization in 2010**  
*Mark (✓) the box corresponding to the best description of the establishment.*

1 ☐ Single Proprietorship

2 ☐ Partnership

3 ☐ Government Corporation

4 ☐ Stock Corporation

5 ☐ Non-stock, Non-profit Corporation

6 ☐ Cooperative

7 ☐ Others, Specify: \_\_\_\_\_

**5. Economic Organization in 2010**  
*Mark (✓) the box corresponding to the best description of the establishment.*

1 ☐ Single Establishment

2 ☐ Branch only  
 ⇒ Provide details of Main Office below

3 ☐ Establishment and main office  
 (both located in the same address and with branches elsewhere)

4 ☐ Main Office only

5 ☐ Ancillary unit other than Main Office  
 ⇒ Provide details of Main Office below

**Single Establishment** is an establishment which has neither branch nor main office. It may have ancillary unit/s, other than main office, located elsewhere.

**Branch** is an establishment which has a separate main office located elsewhere.

**Main office** is the unit which controls, supervises and directs one or more establishments of an enterprise.

**Ancillary unit** is the unit that operates primarily or exclusively for a related establishment or group of related establishments or its parent establishment and provides goods or services that support but do not

A. Name of Main Office \_\_\_\_\_

B. Address of Main Office \_\_\_\_\_

C. Contact Person in Main Office

(1) Name \_\_\_\_\_

(4) Fax No. \_\_\_\_\_

(2) Title/Designation \_\_\_\_\_

(5) E-mail \_\_\_\_\_

(3) Tel. No. \_\_\_\_\_

**6. Capital Participation as of 31 December 2010**  
*Indicate the percent share of the nationality of the stockholder.*

**Capital participation** refers to the claims of individuals against capital/equity by foreign and/or local investors.

|                   |                      |                            |
|-------------------|----------------------|----------------------------|
| 1 Filipino _____% | 5 German _____%      | 9 Taiwanese _____%         |
| 2 American _____% | 6 Japanese _____%    | 10 Others, Specify: _____% |
| 3 British _____%  | 7 Korean _____%      |                            |
| 4 Chinese _____%  | 8 Singaporean _____% |                            |

Continued on Page 3

|          |  |
|----------|--|
| ⇒ Page 3 | PLEASE ENTER ON THE APPROPRIATE SPACE OR BOX THE DATA REQUESTED. |
|----------|--|

|  |  |               |
|--|--|---------------|
| <b>EMPLOYMENT</b>  |  |               |
| <b>7. Number of Paid Employees Who Worked for this Establishment as of 15 November 2010</b>  |  |               |
| <b>INCLUDE:</b> <ul style="list-style-type: none"> <li>Full-time/part-time employees working in or for the establishment and receiving regular pay</li> <li>Employees working away from this establishment paid by and under the control of this establishment</li> <li>Employees on sick or maternity leave</li> <li>Employees on paid vacation or holiday</li> <li>Employees on strike</li> <li>Directors of corporations working for pay</li> <li>Executives/managers and other officers of the same category</li> <li>Working owners receiving regular pay</li> <li>Apprentices and learners receiving regular pay</li> <li>Any other employee receiving regular pay not reported above</li> </ul> | <b>EXCLUDE:</b> <ul style="list-style-type: none"> <li>Directors paid solely for their attendance at meetings of Board of Directors</li> <li>Consultants</li> <li>Workers on indefinite leave</li> <li>Working owners/members of cooperatives who do not receive regular pay</li> <li>Homeworkers</li> <li>Workers receiving commissions only</li> </ul> |               |
| <b>PAID EMPLOYEES BY SEX</b>   | <b>LN NO</b>   | <b>NUMBER</b> |
| a. Male  | 01   |               |
| b. Female  | 02   |               |
| c. <b>Total</b> (sum of a and b)   | 03   |               |
| <b>8. Number of Unpaid Workers Who Worked for this Establishment as of 15 November 2010</b>  |  |               |
| <b>INCLUDE:</b> <ul style="list-style-type: none"> <li>Working owners who do not receive regular pay</li> <li>Apprentices and learners without regular pay</li> <li>Persons working for at least 1/3 of the time normal to the establishment without regular pay</li> </ul>  | <b>EXCLUDE:</b> <ul style="list-style-type: none"> <li>Silent or inactive business partners</li> </ul>   |               |
| <b>UNPAID WORKERS BY SEX</b>   | <b>LN NO</b>   | <b>NUMBER</b> |
| a. Male  | 01   |               |
| b. Female  | 02   |               |
| c. <b>Total</b> (sum of a and b)   | 03   |               |
| <b>9. Total Employment of this Establishment as of 15 November 2010</b>  |  |               |
| <b>TOTAL EMPLOYMENT BY SEX</b>   | <b>LN NO</b>   | <b>NUMBER</b> |
| a. Male (sum of 7a and 8a)   | 01   |               |
| b. Female (sum of 7b and 8b)   | 02   |               |
| c. <b>Total</b> (sum of a and b)   | 03   |               |
| <b>PRODUCTION/CONSTRUCTION WORKERS AND HOURS WORKED</b>  |  |               |
| <b>10. Number of Production/Construction Workers as of 15 November 2010 (Not Applicable)</b>   |  |               |
| <b>11. Total Hours Worked by Production/Construction Workers in 2010 (Not Applicable)</b>  |  |               |

Continued on Page 4

|  |   |                                   |
|--|---|-----------------------------------|
| ⇒ Page 4   | PLEASE ENTER ON THE APPROPRIATE SPACE OR BOX, THE DATA REQUESTED. |                                   |
| <b>COMPENSATION</b>  |   |                                   |
| <b>12. Gross Salaries and Wages, Separation Pay, etc. Paid by this Establishment to its Employees in 2010</b>  |   |                                   |
| <p><i>Gross salaries and wages refer to payments in cash or in kind prior to any deductions for employee's contributions to SSS/GSIS, withholding tax, etc.</i></p> <div style="display: flex; justify-content: space-between;"> <div style="width: 45%;"> <p><b>INCLUDE:</b></p> <ul style="list-style-type: none"> <li>Total basic pay</li> <li>Overtime pay (payment given for extra hours worked)</li> <li>Vacation, sick and maternity leave pay</li> <li>Bonuses</li> <li>Food, uniforms, housing and cost of living allowances</li> <li>Commissions paid for salaried employees</li> <li>Commutable transportation and representation allowances</li> </ul> </div> <div style="width: 45%;"> <p><b>EXCLUDE:</b></p> <ul style="list-style-type: none"> <li>Cost of working clothes</li> <li>Reimbursable transportation and representation allowances</li> <li>Separation, retirement/terminal pay, gratuities, etc.</li> </ul> </div> </div>   |   |                                   |
|  | LN<br>NO  | VALUE IN PESOS<br>(Omit Centavos) |
| <b>a. Gross Salaries and Wages</b>   | 01  |                                   |
| <b>b. Separation/Retirement/Terminal Pay, Gratuities, etc.</b>   | 02  |                                   |
| <b>13. Total Employer's Contribution In 2010</b>   |   |                                   |
| <p><i>Include employer's contribution paid by this establishment to SSS/GSIS, Employees Compensation Commission (ECC), PhilHealth, PAG-IBIG, etc.</i></p>  |   |                                   |
|  | LN<br>NO  | VALUE IN PESOS<br>(Omit Centavos) |
| <b>Total Employer's Contribution to SSS/GSIS, ECC, PhilHealth, PAG-IBIG, etc.</b>  | 01  |                                   |
| <b>REVENUE</b>   |   |                                   |
| <b>14. Total Revenue in 2010</b>   |   |                                   |
| <p><i>Revenue refers to cash received and receivables for services rendered and goods sold.</i></p> <p><b>Valuation:</b> Services rendered and goods sold should be in <b>producer price</b> net of discounts and allowances.</p> <p><i>Producer price is the amount receivable by the producer from the purchaser for a unit of a product (good or service produced) as output, minus any VAT or similar deductible tax, invoiced to the purchaser. It excludes any transport charges invoiced separately by the producer.</i></p> <p><b>INCLUDE:</b></p> <ul style="list-style-type: none"> <li>Revenue from transactions within and outside the country.</li> <li>Services rendered and goods transferred to other establishments belonging to the same enterprise as this establishment which should be treated as sales and valued as if sold to a customer or <b>valued at cost</b>.</li> </ul> <p><b>EXCLUDE:</b></p> <ul style="list-style-type: none"> <li>Subsidies received.</li> </ul> |   |                                   |
| TYPE OF REVENUE  | LN<br>NO  | VALUE IN PESOS<br>(Omit Centavos) |
| <b>a. Revenue from main activity</b> (Report revenue from main activity if engaged in Transportation and storage activities; Accommodation and food service activities; Information and communication activities; Professional, scientific and technical activities; Administrative and support service activities; Education services; Human health and social work activities; Arts, entertainment and recreation activities; and Other services activities. <b>INCLUDE:</b> Donations and grants for social work activities.)(sum of 1 and 2)<br><b>Specify:</b> _____  | 01  |                                   |
| 1. Revenue from transactions within the country  | 02  |                                   |
| 2. Revenue from transactions outside the country   | 03  |                                   |

Continued on Page 5

|          |  |  |
|----------|--|--|
| ⇒ Page 5 | PLEASE ENTER ON THE APPROPRIATE SPACE OR BOX THE DATA REQUESTED. |  |
|----------|--|--|

| REVENUE (cont.)  |       |                                   |
|--|-------|-----------------------------------|
| TYPE OF REVENUE  | LN NO | VALUE IN PESOS<br>(Omit Centavos) |
| b. Interest income <i>(INCLUDE: Interest on finance leases; Earnings on discounted bills; Interest from deposits in banks and other financial institutions; Interest/discounts on loans, deposits, financing, bonds, money market, etc.)</i>   | 04    |                                   |
| c. Real estate sales <i>(INCLUDE: Real estate sales for residential and non-residential, memorial lots and columbarium vaults.)</i>  | 05    |                                   |
| d. Insurance premiums <i>(INCLUDE: Net premiums earned from insurance and pension funding activities.)</i>   | 06    |                                   |
| e. Value of industrial services done for others <i>(INCLUDE: Industrial repair; Maintenance and installation work, etc.)</i>   | 07    |                                   |
| f. Value of non-industrial services done for others <i>(sum of 1 to 4)</i>   | 08    |                                   |
| 1. Rent income from land   | 09    |                                   |
| 2. Rental income from building and structures  | 10    |                                   |
| 3. Other rental income <i>(INCLUDE: Income from renting of machinery and transport equipment without operator; personal and household goods such as wearing apparel, furniture, electrical appliances, audio-video machines and tapes, sports and recreational equipment, books, journals and magazines and ornamental plants, etc.)</i> | 11    |                                   |
| 4. Other non-industrial services done for others <i>(INCLUDE: Income from storage, communication and warehousing; Income from freight, research, consultancy, and other professional and business services; Management fees; Subscriptions and membership fees, etc.)</i>  | 12    |                                   |
| g. Dividend income   | 13    |                                   |
| h. Commissions and fees earned <i>(INCLUDE: Commission income; Income earned from wholesale on a fee or contract basis; Income earned through agents and brokers; Income earned from real estate activities on a fee or contract basis.)</i>   | 14    |                                   |
| i. Delivery charges separately invoiced to customers   | 15    |                                   |
| j. Service charges <i>(A separate charge made for the administration of a loan or other service.)</i>  | 16    |                                   |
| k. Value of goods for resale <i>(Receipts from goods sold in the same condition as purchased.)</i>   | 17    |                                   |
| l. Royalty income <i>(Payment received for trademarks, copyrights and patents or secrecy. Copyrights, patents or secrecy may take the form of books, recordings, files, software, tapes, disks, etc.)</i>  | 18    |                                   |
| m. Franchise income <i>(Payment received for license to make, distribute or sell a product or service.)</i>  | 19    |                                   |
| n. Foreign exchange gains  | 20    |                                   |
| o. Other income <i>(INCLUDE: Service charges; Gain on sale of investment and marketable securities, and all other income not included elsewhere)</i><br>Specify: _____   | 21    |                                   |
| p. Total revenue <i>(sum of a to o)</i>  | 22    |                                   |

|  |       |                                   |
|--|-------|-----------------------------------|
| q. Specify the nature and amount of the single largest item included in <b>Other income</b> (reported in Item 14, o)<br>Specify: _____ | LN NO | VALUE IN PESOS<br>(Omit Centavos) |
|  | 23    |                                   |

| SUBSIDIES   | LN NO | VALUE IN PESOS<br>(Omit Centavos) |
|---|-------|-----------------------------------|
| 15. Subsidies Received by this Establishment from the Government in 2010<br><i>Subsidies refer to special grants received from the government in the form of financial assistance or tax exemption or tax privilege to aid and develop an industry. INCLUDE: Price support and price discount, interest rate subsidy, import subsidies, Direct subsidies on export, Subsidies resulting from multiple exchange rates, Subsidies on products used domestically, Subsidies to public corporations and quasi-corporations, Subsidies on payroll or workforce and Subsidies to reduce pollution.)</i> | 01    |                                   |

Continued on Page 6

Appendix 1 - Continued

| ⇒ Page 6  |       | PLEASE ENTER ON THE APPROPRIATE SPACE OR BOX THE DATA REQUESTED. |  |
|---|-------|--|--|
| <b>COST</b>   |       |  |  |
| <b>16. Total Cost Incurred in 2010</b>  |       |  |  |
| <p><i>Cost refers to all expenses incurred during the year whether paid or payable.</i></p> <p><b>Valuation:</b> Goods and services should be in <b>purchaser price</b>.</p> <p><b>Purchaser price</b> is the amount paid by the purchaser, excluding any VAT or similar deductible tax, in order to take delivery of a unit of a good or service. It includes any transport charges paid separately by purchaser to take delivery at the required time and place.</p> <p><b>INCLUDE:</b> Goods received from and services rendered by other establishments belonging to the same enterprise as this establishment. These should be <b>valued as though purchased</b>.</p> <p><b>EXCLUDE:</b> Compensation of employees (Salaries and wages, separation/retirement/terminal pay, gratuities, SSS/GSIS, ECC, PhilHealth and PAG-IBIG contributions are reported in Items 12 and 13.)</p> |       |  |  |
| TYPE OF COST  | LN NO | VALUE IN PESOS<br>(Omit Centavos)                                |  |
| a. Materials and supplies purchased ( <b>INCLUDE:</b> Office supplies; Food, drinks and other restaurant supplies; Linens and other hotels, motels and lodging materials; Instructional and academic materials (for education establishments); Medical, surgical and dental supplies; Subsistence supplies for patients (for health establishments); Wrapping and packing materials; Small tools and materials for repairs and maintenance; Non-durable tools; Working clothes; and Other supplies.)  | 01    |  |  |
| b. Insurance claims paid  | 02    |  |  |
| c. Real estate purchased for sale ( <b>INCLUDE:</b> Development cost of real estate purchased.)   | 03    |  |  |
| d. Fuels, lubricants, oils and greases purchased ( <b>INCLUDE:</b> Diesel or bunker oil, LPG, kerosene, wood, coal and charcoal.)   | 04    |  |  |
| e. Electricity and water purchased  | 05    |  |  |
| f. Cost of industrial services done by others (sum of 1 and 2)  | 06    |  |  |
| 1. Contract and commission work done by others  | 07    |  |  |
| 2. Other industrial services ( <b>INCLUDE:</b> Industrial repair; Maintenance and installation work; Drydocking.)   | 08    |  |  |
| g. Cost of non-industrial services done by others (sum of 1 to 4)   | 09    |  |  |
| 1. Rent expense for land  | 10    |  |  |
| 2. Rental expense for building and structures   | 11    |  |  |
| 3. Other rental expense ( <b>INCLUDE:</b> Rental expense for machinery and transport equipment.)  | 12    |  |  |
| 4. Other non-industrial services ( <b>INCLUDE:</b> Bank charges excluding interest; Insurance expense; Commission expense for non-regularly paid employees; Communication expense; Professional, business and other service fees; Transportation, representation and entertainment expense; Storage and warehousing fees, stevedoring, forwarding and other freight charges; Advertising and promotional expense; Financial services, excluding interest payment; Management fee; Janitorial, security and messengerial service fees, etc.)   | 13    |  |  |
| h. Interest expense (Interest paid for loans obtained from banks and other financial institutions. <b>INCLUDE:</b> Interest in respect of finance leases. <b>EXCLUDE:</b> Bank charges other than interest.)  | 14    |  |  |
| i. Goods purchased for resale ( <b>INCLUDE:</b> Acquisition cost of goods purchased for resale without transformation or processing.)   | 15    |  |  |
| j. Taxes on product and production (Taxes incidental to the production or sale of goods and services chargeable as expenses. <b>INCLUDE:</b> Net value added tax, Sales Tax, Import and export duties, Excise tax, Gross receipts tax, Business licenses, Real estate tax, Road tax, Environmental tax, etc., <b>EXCLUDE:</b> Income tax.)  | 16    |  |  |

Continued on Page 7

|          |  |  |
|----------|--|--|
| ⇒ Page 7 | PLEASE ENTER ON THE APPROPRIATE SPACE OR BOX THE DATA REQUESTED. |  |
|----------|--|--|

| <b>COST (cont.)</b>   |       |                                   |
|---|-------|-----------------------------------|
| TYPE OF COST  | LN NO | VALUE IN PESOS<br>(Omit Centavos) |
| k. Research and experimental development expense ( <i>Amount spent on any systematic and creative work undertaken to increase the stock of knowledge and the use of this knowledge to create new or improved products, processes, services and other applications.</i> )  | 17    |                                   |
| l. Environmental protection expense ( <i>Cost incurred for the prevention, reduction and elimination of pollution as well as any degradation of the environment. INCLUDE: Cost of environmental protection services like wastewater treatment, etc.</i> )   | 18    |                                   |
| m. Royalty fee ( <i>Expense for trademarks, copyrights, patents or secrecy.</i> )   | 19    |                                   |
| n. Franchise fee ( <i>Expense paid for license to make, distribute or sell a product or service.</i> )  | 20    |                                   |
| o. Foreign exchange losses  | 21    |                                   |
| p. Bad and doubtful debts ( <i>INCLUDE: Bad debts, doubtful debts, and/or provision for bad and doubtful debts. Report net of bad debts recovered.</i> )  | 22    |                                   |
| q. Depreciation of tangible fixed assets in 2010  | 23    |                                   |
| r. Other cost ( <i>INCLUDE: Payout and all other cost not included elsewhere EXCLUDE: Salaries and wages; Employer's contribution; Losses and damages; Amortization; Sales tax and excise duties payable to the government; Income tax and other direct tax; Unrealized gains from revaluation of assets; etc.</i> )<br><i>Specify:</i> _____ | 24    |                                   |
| s. <b>Total cost</b> ( <i>sum of a to r</i> )   | 25    |                                   |

|  |       |                                   |
|--|-------|-----------------------------------|
| t. Specify the nature and amount of the single largest item included in <b>Other cost</b> (reported in Item 16.r)<br><i>Specify:</i> _____ | LN NO | VALUE IN PESOS<br>(Omit Centavos) |
|  | 26    |                                   |

| PAGE 8   |       | PLEASE ENTER ON THE APPROPRIATE SPACE OR BOX THE DATA REQUESTED. |                                  |                                      |                           |
|--|-------|--|----------------------------------|--------------------------------------|---------------------------|
| <b>CAPITAL EXPENDITURES AND SALE OF TANGIBLE FIXED ASSETS, INCLUDING LOSSES AND DAMAGES</b>  |       |  |                                  |                                      |                           |
| <b>17. Capital Expenditures and Sale of Tangible Fixed Assets, Including Losses and Damages in 2010</b>  |       |  |                                  |                                      |                           |
| <p><i>Tangible Fixed Assets</i> refer to physical assets (tangible) acquired and for use of this establishment and expected to have a productive life of more than one year. These include land; buildings, other structures and land improvements; transport equipment; machinery and equipment; and other fixed assets.</p> <div style="display: flex; justify-content: space-between;"> <div style="width: 45%;"> <p><b>INCLUDE:</b></p> <ul style="list-style-type: none"> <li>• Tangible fixed assets received from other establishments belonging to the same enterprise as this establishment should be valued as though purchased.</li> <li>• Delivery charges and installation cost, taxes and other necessary fees (import duties, registration fees, etc.)</li> </ul> </div> <div style="width: 45%;"> <p><b>EXCLUDE:</b></p> <ul style="list-style-type: none"> <li>• Financing cost</li> </ul> </div> </div> <p><i>Capital expenditures for tangible fixed assets</i> refer to the full value of tangible fixed assets acquired in 2010 whether or not full payments have been made.</p> <p><i>Sale of tangible fixed assets</i> refers to the actual amount received/realized (not book value) from the sale of tangible fixed assets during the year including the value of tangible fixed assets transferred to other establishments of the same enterprise.</p> <p><i>Losses and damages</i> refer to the decrease in the book value of tangible fixed assets due to theft, major catastrophe, and other accidental destructions.</p> |       |  |                                  |                                      |                           |
| TYPE OF TANGIBLE FIXED ASSETS  | LN NO | VALUE IN PESOS (Omit Centavos)                                   |                                  |                                      |                           |
|  |       | CAPITAL EXPENDITURES FOR TANGIBLE FIXED ASSETS                   |                                  | SALE OF TANGIBLE FIXED ASSETS<br>(3) | LOSSES AND DAMAGES<br>(4) |
|  |       | Total<br>(1)   | Percent Directly Imported<br>(2) |                                      |                           |
| a. Land<br>( <i>INCLUDE: Land used in the operation of business.</i> )   | 01    |  |                                  |                                      |                           |
| b. Buildings, other structures and land improvements<br>( <i>INCLUDE: Leasehold improvements; Major repair, renovations and additions.</i> )   | 02    |  |                                  |                                      |                           |
| c. Transport equipment<br>( <i>INCLUDE: Aircrafts, ships/vessels, trains, buses, cars, delivery trucks and other transport equipment.</i> )  | 03    |  |                                  |                                      |                           |
| d. Machinery and equipment<br>( <i>sum of 1 and 2</i> )  | 04    |  |                                  |                                      |                           |
| 1. ICT machinery and equipment<br>( <i>INCLUDE: Computer and peripherals; Telecommunications equipment and apparatus.</i> )  | 05    |  |                                  |                                      |                           |
| 2. Other machinery and equipment<br>( <i>INCLUDE: Electronic machinery and equipment other than telecommunications; Furniture and fixtures.</i> )  | 06    |  |                                  |                                      |                           |
| e. Valuables<br>( <i>INCLUDE: Precious, stones and metals; Paintings; Sculptures; Antiques; etc.</i> )   | 07    |  |                                  |                                      |                           |
| f. Other tangible fixed assets not included above<br><i>Specify:</i> _____   | 08    |  |                                  |                                      |                           |
| g. Total ( <i>sum of a to f</i> )  | 09    |  |                                  |                                      |                           |

Continued on Page 9

**CAPITAL EXPENDITURES FOR ALL TANGIBLE FIXED ASSETS BY MODE OF ACQUISITION****18. Capital Expenditures for All Tangible Fixed Assets by Mode of Acquisition in 2010**

⇒ Report the full value of all tangible fixed assets acquired in 2010 by mode of acquisition. Total in this item should be equal to the **Total** reported in Item 17 column 1.

*New tangible fixed assets refer to brand new tangible fixed assets acquired during the year, including directly/newly imported tangible fixed assets. Directly/newly imported tangible fixed assets are considered new whether or not they were used before they were imported.*

*Major alterations and improvements on tangible fixed assets are done to increase the performance or capacity of existing fixed assets or to significantly extend their expected useful lives.*

*Used tangible fixed assets refer to those that have been previously used within the country.*

*Tangible fixed assets produced on own account refer to the physical assets produced by the establishment for its own use. It should be valued as the cost of all work put in place including overhead cost.*

| MODE OF ACQUISITION  | LN NO | VALUE IN PESOS<br>(Omit Centavos) |
|--|-------|-----------------------------------|
| a. New fixed assets  | 01    |                                   |
| b. Major alterations and improvements on tangible fixed assets | 02    |                                   |
| c. Land and used tangible fixed assets                         | 03    |                                   |
| d. Tangible fixed assets produced on own account               | 04    |                                   |
| e. <b>Total</b> (sum of a to d)                                | 05    |                                   |

**CAPITAL EXPENDITURES FOR INTANGIBLE ASSETS****19. Capital Expenditures for Intangible Assets in 2010**

⇒ Report the full value of all intangible fixed and non-produced assets acquired in 2010.

| TYPE OF INTANGIBLE ASSETS  | LN NO | VALUE IN PESOS<br>(Omit Centavos) |
|--|-------|-----------------------------------|
| a. Intangible non-produced assets<br>( <i>INCLUDE: Purchased goodwill; Patents; Trademarks; Franchises; Licenses; Copyrights; Leases and other transferable contracts.</i> )   | 01    |                                   |
| b. Computer software and databases<br>( <i>INCLUDE: Computer programs; Systems and applications software purchased; Computer software developed in-house; Computer databases purchased; and Computer databases developed in-house.</i> )   | 02    |                                   |
| c. Entertainment, literary and artistic originals<br>( <i>INCLUDE: Original films, sound recordings, manuscripts, tapes, models, etc., on which drama performances, radio and television programming, musical performances, sporting events, literary and artistic output, etc., are recorded.</i> ) | 03    |                                   |
| d. Other intangible assets<br>( <i>INCLUDE: Other produced intangible asset not included above.</i> )  | 04    |                                   |
| e. <b>Total</b> (sum of a to d)  | 05    |                                   |

Continued on Page 10

|           |  |
|-----------|--|
| ⇒ Page 10 | PLEASE ENTER ON THE APPROPRIATE SPACE OR BOX THE DATA REQUESTED. |
|-----------|--|

| <b>BOOK VALUE OF TANGIBLE FIXED ASSETS</b>  |          |                                   |
|---|----------|-----------------------------------|
| <b>20. Book Value of Tangible Fixed Assets as of 31 December 2010</b>   |          |                                   |
| <i>Book value refers to the initial or acquisition cost of tangible fixed assets less accumulated depreciation charges. Also include in Book Value as of December 31, the capital expenditures for the corresponding tangible fixed assets.</i> |          |                                   |
| TYPE OF FIXED ASSETS  | LN<br>NO | VALUE IN PESOS<br>(Omit Centavos) |
| a. Land<br><i>(INCLUDE: Land used in the operation of business.)</i>  | 01       |                                   |
| b. Buildings, other structures and land improvements<br><i>(INCLUDE: Leasehold improvements; Major repairs, renovations and addition.)</i>  | 02       |                                   |
| c. Transport equipment<br><i>(INCLUDE: Aircrafts, ships/vessels, trains, buses, cars, delivery trucks and Other transport equipment.)</i>   | 03       |                                   |
| d. Machinery and equipment <i>(sum of 1 and 2)</i>  | 04       |                                   |
| 1. ICT machinery and equipment<br><i>(INCLUDE: Computer and peripherals; Telecommunications equipment and apparatus.)</i>   | 05       |                                   |
| 2. Other machinery and equipment<br><i>(INCLUDE: Electronic machinery and equipment other than telecommunications; Furniture and fixtures.)</i>   | 06       |                                   |
| e. Valuables<br><i>(INCLUDE: Precious stones and metals; Paintings; Sculptures; Antiques; etc.)</i>   | 07       |                                   |
| f. Other fixed assets not included above,<br><i>Specify: _____</i>  | 08       |                                   |
| g. <b>Total</b> <i>(sum of a to f)</i>  | 09       |                                   |

| <b>BOOK VALUE OF INTANGIBLE ASSETS</b>   |          |                                   |
|--|----------|-----------------------------------|
| <b>21. Total Value of Intangible Assets as of 31 December 2010</b>   |          |                                   |
| TYPE OF INTANGIBLE ASSETS  | LN<br>NO | VALUE IN PESOS<br>(Omit Centavos) |
| a. Intangible non-produced assets<br><i>(INCLUDE: Goodwill; Patents; Trademarks; Franchises; Licenses; Copyrights; Leases and other transferable contracts.)</i>   | 01       |                                   |
| b. Computer software and databases<br><i>(INCLUDE: Computer programs; Systems and applications software purchased; Computer software developed in-house; Computer databases purchased; Computer databases developed in-house.)</i>   | 02       |                                   |
| c. Entertainment, literary and artistic originals<br><i>(INCLUDE: Original films, sound recordings, manuscripts, tapes, models, etc., on which drama performances, radio and television programming, musical performances, sporting events, literary and artistic output, etc., are recorded.)</i> | 03       |                                   |
| d. Other intangible assets<br><i>(INCLUDE: Other produced intangible asset not included above.)</i>  | 04       |                                   |
| e. <b>Total</b> <i>(sum of a to d)</i>   | 05       |                                   |

| <b>CAPACITY UTILIZATION</b>  |  |  |
|--|--|--|
| <b>22. Average Capacity Utilization Rate of this Establishment in 2010</b> |  |  |
| <b>(Not Applicable)</b>  |  |  |

Continued on Page 11

**INVENTORIES****23. Inventories in 2010**

*Inventories refer to stocks of goods owned by or under the control of the establishment as of a fixed date, regardless of where the stocks are located.*

*Valuation should be at current replacement cost in purchaser's price at the indicated dates.*

*Replacement cost is the cost of an item in terms of its present price rather than its original cost.*

| TYPE OF INVENTORIES                    | LN<br>NO | VALUE IN PESOS<br>(Omit Centavos) |                               |
|--|----------|-----------------------------------|-------------------------------|
|  |          | As of 1 January 2010<br>(1)       | As of 31 December 2010<br>(2) |
| a. Real estate for sale                | 01       |                                   |                               |
| b. Materials and supplies              | 02       |                                   |                               |
| c. Fuels, lubricants, oils and greases | 03       |                                   |                               |
| d. Goods for resale                    | 04       |                                   |                               |
| e. Others,<br>Specify: _____           | 05       |                                   |                               |
| f. Total (sum of a to e)               | 06       |                                   |                               |

**24. Branches, Divisions, Plants Owned or Controlled (for Main Office)**

⇒ Please use additional sheets if necessary.

List name, address, total employment as of 15 November 2010 and year started operation of branches, divisions, plants, or other establishments that this establishment owns or controls.

| NAME OF BRANCH/<br>DIVISION/PLANT<br>(1) | ADDRESS<br>(2) | TOTAL<br>EMPLOYMENT<br>as of<br>15 November<br>2010<br>(3) | YEAR<br>STARTED<br>OPERATION<br>(4) | DO NOT FILL<br>(For NSQ Use Only)<br>PRV/MUN/BGY<br>ECN<br>(5) |
|--|----------------|--|-------------------------------------|--|
| 1  |                |  |                                     |  |
| 2  |                |  |                                     |  |
| 3  |                |  |                                     |  |
| 4  |                |  |                                     |  |
| 5  |                |  |                                     |  |

Continued on Page 12

**25. REMARKS****CERTIFICATION**

I hereby certify that this report for the period \_\_\_\_\_ to \_\_\_\_\_ has been completed as accurately as the records of this establishment allow and with the best estimates in some instances.

Name \_\_\_\_\_ Signature \_\_\_\_\_

Position Title/Designation \_\_\_\_\_ Date \_\_\_\_\_

**CONTACT PERSON**

Person to be contacted for queries regarding this form:

Name \_\_\_\_\_ Address \_\_\_\_\_

Position Title/Designation \_\_\_\_\_

Tel. No. \_\_\_\_\_ Fax No. \_\_\_\_\_ Email Address \_\_\_\_\_

**DO NOT FILL (FOR NSO USE ONLY)**

| Activity           | Name | Signature | Number of items | Date |
|--------------------|------|-----------|-----------------|------|
| Distributed by     |      |           |                 | / /  |
| Collected by       |      |           |                 | / /  |
| Field Edited by    |      |           |                 | / /  |
| Manually Edited by |      |           |                 | / /  |
| Edited/Coded by CO |      |           |                 | / /  |
| Verified by CO     |      |           |                 | / /  |

**THANK YOU FOR ACCOMPLISHING THIS FORM!**

## Appendix 2

### 2010 ASPBI Sampling Rates by Industry and Employment Stratum

| INDUSTRY   | Sampling Rates by Employment Stratum |       |       |       |            |
|--|--------------------------------------|-------|-------|-------|------------|
|  | 1-9                                  | 10-19 | 20-49 | 50-99 | 100 & Over |
| Agriculture, Forestry, and Fishing   | 10%                                  | 15%   | 25%   | 50%   | 100%       |
| Mining and Quarrying   | 100%                                 | 100%  | 100%  | 100%  | 100%       |
| Manufacturing  |                                      |       |       |       |            |
| C19200 - [Manufacture of refined petroleum products]   | 100%                                 | 100%  | 100%  | 100%  | 100%       |
| C19900 - [Manufacture of other fuel products]  | 100%                                 | 100%  | 100%  | 100%  | 100%       |
| C23940 - [Manufacture of cement]   | 100%                                 | 100%  | 100%  | 100%  | 100%       |
| C26110 - [Manufacture of electronic valves and tubes]  | 100%                                 | 100%  | 100%  | 100%  | 100%       |
| C26120 - [Manufacture of semi-conductor devices and other electronic]                          | 100%                                 | 100%  | 100%  | 100%  | 100%       |
| C26200 - [Manufacture of computers and peripheral equipment and]                               | 100%                                 | 100%  | 100%  | 100%  | 100%       |
| C26300 - [Manufacture of communication equipment]  | 100%                                 | 100%  | 100%  | 100%  | 100%       |
| C26400 - [Manufacture of consumer electronics]   | 100%                                 | 100%  | 100%  | 100%  | 100%       |
| Other Industries   | 10%                                  | 15%   | 25%   | 50%   | 100%       |
| Electricity, Gas, Steam, and Air Conditioning Supply   | 100%                                 | 100%  | 100%  | 100%  | 100%       |
| Water Supply, Sewerage, Waste Management and Remediation Activities                            | 10%                                  | 15%   | 25%   | 50%   | 100%       |
| Construction   | 10%                                  | 15%   | 25%   | 50%   | 100%       |
| Wholesale and Retail Trade; Repair of Motor Vehicles and Motorcycles                           |                                      |       |       |       |            |
| G46510 - [Wholesale of computers, computer peripheral equipment and]                           | 100%                                 | 100%  | 100%  | 100%  | 100%       |
| G46521 - [Wholesale of electronic valves and tubes]  | 100%                                 | 100%  | 100%  | 100%  | 100%       |
| G46522 - [Wholesale of semi-conductor devices]   | 100%                                 | 100%  | 100%  | 100%  | 100%       |
| G46523 - [Wholesale of micro-chips and integrated circuits]                                    | 100%                                 | 100%  | 100%  | 100%  | 100%       |
| G46524 - [Wholesale of printed circuits]   | 100%                                 | 100%  | 100%  | 100%  | 100%       |
| G46526 - [Wholesale of telephone and communications equipment including parts and accessories] | 100%                                 | 100%  | 100%  | 100%  | 100%       |
| Other Industries   | 10%                                  | 15%   | 25%   | 50%   | 100%       |
| Transportation and Storage   | 10%                                  | 15%   | 25%   | 50%   | 100%       |
| Accommodation and Food Service Activities  | 10%                                  | 15%   | 25%   | 50%   | 100%       |
| Information and Communication  |                                      |       |       |       |            |
| J58110 - [Book publishing]   | 100%                                 | 100%  | 100%  | 100%  | 100%       |
| J58130 - [Publishing of newspapers, journals and periodicals]                                  | 100%                                 | 100%  | 100%  | 100%  | 100%       |
| J58190 - [Other publishing activities]   | 100%                                 | 100%  | 100%  | 100%  | 100%       |
| J58200 - [Software publishing]   | 100%                                 | 100%  | 100%  | 100%  | 100%       |
| J59110 - [Motion picture, video and television programme activities]                           | 100%                                 | 100%  | 100%  | 100%  | 100%       |
| J59120 - [Motion picture, video and television programme post-production]                      | 100%                                 | 100%  | 100%  | 100%  | 100%       |
| J59130 - [Motion picture, video and television programme distribution activities]              | 100%                                 | 100%  | 100%  | 100%  | 100%       |
| J59140 - [Motion picture projection activities]  | 100%                                 | 100%  | 100%  | 100%  | 100%       |
| J59201 - [Sound recording activities]  | 100%                                 | 100%  | 100%  | 100%  | 100%       |
| J59202 - [Publishing of music]   | 100%                                 | 100%  | 100%  | 100%  | 100%       |
| J60101 - [Radio broadcasting and relay station and studios]                                    | 100%                                 | 100%  | 100%  | 100%  | 100%       |

## Appendix 2 - Concluded

### 2010 ASPBI Sampling Rates by Industry and Employment Stratum

| INDUSTRY  | Sampling Rates by Employment Stratum |       |       |       |            |
|---|--------------------------------------|-------|-------|-------|------------|
|   | 1-9                                  | 10-19 | 20-49 | 50-99 | 100 & Over |
| J60201 - [Television broadcasting and relay stations and studios including closed circuit television services]                            | 100%                                 | 100%  | 100%  | 100%  | 100%       |
| J60202 - [Television program production]  | 100%                                 | 100%  | 100%  | 100%  | 100%       |
| J61101 - [Wired (landline) services]  | 100%                                 | 100%  | 100%  | 100%  | 100%       |
| J61102 - [Wired internet access service activities (e.g. dsl, leased line, dial-up)]  | 100%                                 | 100%  | 100%  | 100%  | 100%       |
| J61103 - [Telegraph, facsimile/telex, and telex services]   | 100%                                 | 100%  | 100%  | 100%  | 100%       |
| J61109 - [Other wired telecommunications activities, including pay telephone]   | 100%                                 | 100%  | 100%  | 100%  | 100%       |
| J61201 - [Wireless landline services]   | 100%                                 | 100%  | 100%  | 100%  | 100%       |
| J61202 - [Mobile telecommunications services]   | 100%                                 | 100%  | 100%  | 100%  | 100%       |
| J61203 - [Wireless internet access services (e.g. internet service provider, J61209 - [Other wireless telecommunication services, n.e.c.] | 100%                                 | 100%  | 100%  | 100%  | 100%       |
| J61300 - [Satellite telecommunications activities]  | 100%                                 | 100%  | 100%  | 100%  | 100%       |
| J61902 - [Internet access in facilities open to the public service activities]  | 100%                                 | 100%  | 100%  | 100%  | 100%       |
| J61909 - [Other telecommunications service activities, n.e.c.]  | 100%                                 | 100%  | 100%  | 100%  | 100%       |
| J62010 - [Computer programming activities]  | 100%                                 | 100%  | 100%  | 100%  | 100%       |
| J62020 - [Computer consultancy and computer facilities management activities]   | 100%                                 | 100%  | 100%  | 100%  | 100%       |
| J62090 - [Other information technology and computer service activities]   | 100%                                 | 100%  | 100%  | 100%  | 100%       |
| J63111 - [Data processing]  | 100%                                 | 100%  | 100%  | 100%  | 100%       |
| J63112 - [Website hosting services]   | 100%                                 | 100%  | 100%  | 100%  | 100%       |
| J63113 - [Application hosting services]   | 100%                                 | 100%  | 100%  | 100%  | 100%       |
| J63910 - [News agency activities]   | 100%                                 | 100%  | 100%  | 100%  | 100%       |
| J63990 - [Other information service activities, n.e.c.]   | 100%                                 | 100%  | 100%  | 100%  | 100%       |
| Financial and Insurance Activities  |                                      |       |       |       |            |
| K64200 - [Activities of holding companies]  | 100%                                 | 100%  | 100%  | 100%  | 100%       |
| Other Industries  | 10%                                  | 15%   | 25%   | 50%   | 100%       |
| Real Estate Activities  | 10%                                  | 15%   | 25%   | 50%   | 100%       |
| Professional, Scientific and Technical Activities   | 10%                                  | 15%   | 25%   | 50%   | 100%       |
| Administrative and Support Service Activities   | 10%                                  | 15%   | 25%   | 50%   | 100%       |
| Education   | 10%                                  | 15%   | 25%   | 50%   | 100%       |
| Human Health and Social Work Activities   | 10%                                  | 15%   | 25%   | 50%   | 100%       |
| Arts, Entertainment, and Recreation   | 10%                                  | 15%   | 25%   | 50%   | 100%       |
| Other Service Activities  |                                      |       |       |       |            |
| S95110 - [Repair of computers and peripheral equipment]   | 100%                                 | 100%  | 100%  | 100%  | 100%       |
| S95120 - [Repair of communications equipment]   | 100%                                 | 100%  | 100%  | 100%  | 100%       |
| S95210 - [Repair of consumer electronics]   | 100%                                 | 100%  | 100%  | 100%  | 100%       |
| Other Industries  | 10%                                  | 15%   | 25%   | 50%   | 100%       |



**SPECIAL ORDER NO. 2011- 7**

**TO** : ALL CONCERNED OFFICIALS AND EMPLOYEES

**SUBJECT** : Membership in the Committees and Working Groups of the 2010 ASPBI, SICT and SECE

**DATE** : January 5, 2010

To facilitate the planning activities and the smooth conduct of the 2010 Annual Survey of the Philippine Business and industry (ASPBI), 2010 Survey on Information and Communication Technology (SICT), and 2010 Survey on Energy Consumption of Establishments (SECE), the following officials and employees are hereby designated as members of Committees and Working Groups to perform specific functions in addition to their regular office duties:

**I. Steering Committee**

Chairman: Administrator - Carmelita N. Ericta  
Vice-Chairman: Deputy Administrator - Paula Monina G. Collado  
Members:

Director, Industry and Trade Statistics Department (ITSD) – Estela T. De Guzman  
Director, Information and Resources Department – Valentino C. Abuan  
Director, Household Statistics Department – Socorro D. Abejo  
Director, General Administration Department – Fiel C. Pizarro  
Regional Director, National Capital Region (NCR) – Lourdes V. Homecillo

**Terms of Reference:**

1. Provides overall direction for the implementation of the various activities of the 2010 ASPBI, SICT and SECE.
2. Approves survey design and field operation plans.
3. Approves work plans of committees and working groups.
4. Approves budget proposal and budgetary allocations.
5. Conducts regular quarterly meetings and other meetings as the need arises.

Secretariat: Statistician II, Business and Services Statistics Division (BSSD) – Mari-Belle D. Dy  
Statistician II, BSSD – Glen G. Polo

**II. Technical Committee**

Chairman: Director, ITSD – Estela T. De Guzman  
Co-Chairman: Chief, Statistical Sampling and Operations Division (SSOD) - Elsie B. Solidum  
Members:

RD, NCR – Lourdes V. Homecillo  
RD, Region IVA – Rosalinda P. Bautista  
RD, Region III – Edgardo G. Pare  
Chief, BSSD - Katrina G. Esclamad  
Chief, Economic Indices and Indicators Division (EIID) – Rosie B. Sta. Ana  
OIC-Chief, Industry Statistics Division (ISD) – Dulce A. Regala  
Chief, Information Technology Systems and Research Division (ITSRD) – Veronica P. Pido  
Statistician IV, SSOD – Juanita B. Soriano  
Statistician IV, BSSD – Apolinar F. Oblea  
Statistician IV, Foreign Trade Statistics Section (FTSS) – Ma. Julieta P. Soliven  
Statistician IV, ISD – Josephine S. Albino  
Information Systems Analyst III, ITSRD – Noel P. Perez



Solicare Bldg. 1, R. Magsaysay Blvd. Sta. Mesa, Manila 1016  
P.O. Box 779, Manila Philippines  
Telephone: (632) 713-7074 • Telefax(632) 713-7073  
[www.census.gov.ph](http://www.census.gov.ph) • email address: [info@census.gov.ph](mailto:info@census.gov.ph)

**Terms of Reference:**

1. Reviews timetable of activities and work plans.
2. Reviews survey design including scope and coverage, data items, concepts and definitions.
3. Organizes consultative fora with stakeholders.
4. Reviews resource requirements (budget, hardware and manpower).
5. Monitors progress of Working Groups and resolves administrative, technical and operational issues that may arise.
6. Conducts regular monthly meetings and other meetings as the need arises.
7. Submits quarterly progress report to the Steering Committee.
8. Documents all proceedings of the Committee.
9. Performs other duties as directed by Steering Committee.

Secretariat: Statistician II, BSSD – Mari-Belle D. Dy  
Statistician II, BSSD – Glen G. Polo

**A. Working Group on Questionnaire Design, Manuals and Field Operations**

Chairman: OIC-Chief, ISD – Dulce Regala  
Co-Chairman: Chief, BSSD – Katrina Esclamad  
Members:

Chief, SSOD – Elsie Solidum  
Statistician IV, ISD – Josephine Albino  
Statistician IV, EIID – Elena Varona  
Statistician III, BSSD – Anilor Fontanilla  
Statistician III, BSSD – Carole Blanco  
Statistician III, BSSD – Jean Floirendo  
Statistician III, ISD – Anita Breva  
Statistician III, ISD – Felicidad Hebron  
Computer Programmer III, ITSRD – Renato Asuncion  
Computer Programmer III, ITSRD – Florencio Atentar  
Statistician II, BSSD – Felisa Abad  
Statistician II, BSSD – Emerson Aquino  
Statistician II, BSSD – Mari-Belle Dy  
Statistician II, BSSD – Glen Polo  
Statistician II, ISD – Jonyper Molejon  
Statistician II, ISD – Cherilyn Cosico  
Statistician II, ISD – Sharon Martinez

**Terms of Reference:**

1. Designs ASPBI, SICT and SECE questionnaires and other forms.
2. Conducts pre-test of the questionnaires through Focus Group Discussions with data suppliers.
3. Prepares Field Operations Plan including spotchecking.
4. Prepares Field Operations and Processing Manual.
5. Prepares Central Office Processing Manual.
6. Prepares requirements for NSCB survey clearance.
7. Consolidates narrative reports on field operations including spotchecking.
8. Conducts bi-monthly meetings and other meetings as the need arises.
9. Submits monthly progress report to the Technical Committee
10. Documents all proceedings of the Working Group and prepares relevant chapter of the procedural history.
11. Performs other duties as directed by Technical Committee

Secretariat: Statistician I, ISD – Jennette Herrera  
Statistician I, ISD – Joyce Egsan  
Statistician I, ISD – Aldrich Erquiza

**B. Working Group on Sampling Design, Sample Selection and Estimation**

Chairman: Chief, SSOD – Elsie Solidum  
Vice-Chairman: Statistician IV, SSOD – Juanita Soriano  
Members:

Statistician III, BSSD – Jean Floirendo  
Statistician III, EIID – Karen Firshan  
Statistician III, ISD – Felicidad Hebron  
Statistician III, SSOD – Nenita Rebarter  
Statistician III, SSOD – Mario Ilagan II  
Information Systems Analyst III, ITSRD – Noel Perez  
Computer Programmer II, ITSRD – Rosalinda Sacdalan  
Statistician I, SSOD – Myra Yepes

**Terms of Reference:**

1. Determines and recommends scope and coverage for the ASPBI, SICT and SECE.
2. Reviews and develops sampling design for the ASPBI, SICT and SECE.
3. Prepares estimation procedures.
4. Prepares materials and presents sampling design for review and approval of Technical Committee and Steering Committee.
5. Draws samples for ASPBI, SICT and SECE.
6. Prepares control list of samples.
7. Conducts bi-monthly meetings and other meetings as the need arises.
8. Submits monthly progress report to the Technical Committee.
9. Documents all proceedings of the Working Group and prepares relevant chapter of the procedural history.
10. Performs other duties as directed by Technical Committee.

Secretariat: Statistician I, SSOD – Alex Polo  
Asst. Statistician, SSOD – Rizabelle Lorenzo  
Asst. Statistician, ITSD – Ismael Dayag Jr.

**C. Working Group on Training**

Chairman: Statistician IV, FTSS – Ma. Julieta Soliven  
Co-Chairman: Statistician III, FTSS – Soraya de Guzman

**Members:**

Administrative Officer V, HRMD – Daisy Adlawan  
Statistician III, SSOD – Nenita Rebarter  
Computer Programmer III, ITSRD – Raymond Nimeno  
Statistician II, BSSD – Belinda Intalan  
Statistician II, BSSD – Glenda Angeles  
Statistician II, EIID – Edgar Valerio Jr.  
Statistician II, ISD – Thelma Lofranco  
Statistician II, ISD – Jonyper Molejon  
Statistician II, ISD – Cecilia Matienzo  
Statistician I, ISD – Jose Alvin Almedilla  
Statistician I, ISD – Marcelina Flores  
Statistician I, FTSS – Epifanio Cruz Jr.

**Terms of Reference:**

1. Prepares training plan and training design.
2. Prepares training materials and travel order.
3. Consolidates Narrative Reports of training.
4. Prepares Evaluation Form for Trainers and Trainees
5. Prepares Training Evaluation Report.
6. Conducts bi-monthly meetings and other meetings as the need arises.
7. Submits monthly progress report to the Technical Committee.
8. Documents all proceedings of the Working Group and prepares relevant chapter of the procedural history.
9. Performs other duties as directed by Technical Committee.

Secretariat: Statistician I, ISD – Robert Concepcion  
Asst. Statistician, SSOD – Leilan Suerte Lacbayan

**D. Working Group on Publicity and Data Dissemination**

Chairman: Chief, EIID – Rosie Sta. Ana  
Co-Chairman: OIC-Chief, DISD – Vincent Morris Olaivar

**Members:**

PRO, Office of the Administrator – Cristy Oliveros  
HRMO IV, Human Resource Management Division – Hilda Ballesfin  
Statistician III, SSOD – Nenita Rebarter  
Statistician III, EIID – Dulce Joy Sorino  
Computer Programmer III, ITSRD – Renato Asuncion  
Statistician II, BSSD – Belinda Intalan  
Statistician II, BSSD – Glenda Angeles  
Statistician II, EIID – Francis Manalili  
Statistician II, EIID – Robert Alegre  
Statistician II, ISD – Cecilia Matienzo  
Statistician II, SSOD – Elizabeth Pajigal

**Terms of Reference:**

1. Plans and implements publicity program.
2. Plans and organizes data dissemination fora.
3. Prepares publication plans.
4. Conducts bi-monthly meetings and other meetings as the need arises.
5. Submits monthly progress report to the Technical Committee.
6. Documents all proceedings of the Working Group and prepares relevant chapter of the procedural history.
7. Performs other duties as directed by Technical Committee.

Secretariat: Statistician I, EIID – Teresita Miranda  
Statistician I, EIID – Aldrin Nofies

**E. Working Group on Logistics and Budget Preparation**

Chairman: Statistician IV, BSSD – Apolinar Oblea  
Co-Chairman: Statistician III, ISD – Jennifer Pevidal  
Members:

Budget Officer IV, Budget Division – Evelyn Tolentino  
Administrative Officer IV, Supply - Federico Boncato Jr.  
Statistician III, EIID - Alicia Lorenzo  
Statistician II, BSSD – Wilfredo Montano Jr.  
Statistician II, BSSD – Ralph Bariata  
Statistician II, BSSD – Marivic Acosta  
Statistician II, ISD – Apolinario Rosario Jr.  
Statistician II, SSOD – Redempta Velilla  
Statistician I, BSSD – Harold Carpio  
Statistician I, FTSS – Epifanio Cruz Jr.  
Statistician I, BSSD – Blanca Niña Yabut  
Statistician I, BSSD – Randy Ami  
Statistician I, ISD – Jose Alvin Almedilla  
Statistician I, ISD – Jessica Eustacio  
Statistician I, SSOD – Alex Polo  
Statistician I, SSOD – Myra Yepes  
Freight Service Supervisor II, Administrative Services Division (ASD) – Vicente Cumagun

**Terms of Reference:**

1. Prepares budget/cost estimate
2. Prepares workload and manpower requirements.
3. Prepares allocation of supplies and materials, forms, questionnaires and manuals.
4. Coordinates with ASD the procurement of supplies and materials
5. Coordinates with the printing of questionnaires, manual and forms.
6. Coordinates with shipment of questionnaires, manual and materials to field offices.
7. Conducts bi-monthly meetings and other meetings as the need arises.
8. Submits monthly progress report to the Technical Committee.
9. Documents all proceedings of the Working Group and prepares relevant chapter of the procedural history.
10. Performs other duties as directed by Technical Committee.

Secretariat: Statistician I, BSSD – John Paul Sacop  
Asst. Statistician, ITSD – Louis Ceralde

**F. Working Group on Machine Processing**

Chairman: Chief, BSSD – Katrina Esclamad  
Co-Chairman: OIC-ISD – Dulce Regala  
Members:

Chief, Information Technology Operations Division – Elpidio Nogales Jr.  
Statistician IV, ISD – Josephine Albino  
Information Systems Analyst III, ITSRD – Noel Perez  
Computer Programmer III, ITSRD – Raymond Nimenio  
Computer Programmer II, ITSRD – Enrique Maglalang  
Statistician III, BSSD – Carole Blanco  
Statistician III, BSSD – Anilor Fontanilla  
Statistician III, ISD – Anita Breva  
Statistician III, SSOD – Mario Ilagan II

### Appendix 3 - Concluded

Statistician II, BSSD – Stephen Bello  
Statistician II, BSSD – Emerson Aquino  
Statistician II, BSSD – Ralph Bariata  
Statistician II, BSSD – Felisa Abad  
Statistician II, BSSD – Glen Polo  
Statistician II, ISD – Apolinario Rosario Jr.  
Statistician II, ISD – Thelma Lofranco  
Statistician II, ISD – Sharon Martinez  
Statistician II, ISD – Cheryllyn Cosico  
Statistician I, BSSD – Belen Salvacion Aguilar  
Statistician I, ISD – Myrly Lilia Cuachin

#### Terms of Reference:

1. Prepares tabulation formats and specifications.
2. Prepares machine edit specifications including Monitoring and Tracking System.
3. Prepares computer systems design.
4. Develops computer programs.
5. Prepares Machine Processing Manual.
6. Conducts bi-monthly meetings and other meetings as the need arises.
7. Submits monthly progress report to the Technical Committee.
8. Documents all proceedings of the Working Group and prepares relevant chapter of the procedural history.
9. Performs other duties as directed by Technical Committee.

Secretariat: Statistician I, BSSD – Miriam Dumalaog  
Statistician I, BSSD – Randy Ami  
Statistician I, ISD – Nalyn Calias

THIS SPECIAL ORDER SHALL TAKE EFFECT IMMEDIATELY AND SHALL CONTINUE TO BE ENFORCED UNTIL THE COMPLETION OF THE DUTIES AND RESPONSIBILITIES AS SPECIFIED IN THE TERMS OF REFERENCE.

  
CARMELITA N. ERICTA  
Administrator

AO            DAO  
GAD        HRMD      BD  
ITSD       BSSD      EIID        ISD        SSOD  
All persons concerned

BSSD/GGP