

VOLUME XII

ISSN 1908 - 0425

2010 ANNUAL SURVEY OF PHILIPPINE BUSINESS AND INDUSTRY



REAL ESTATE ACTIVITIES



Republic of the Philippines
NATIONAL STATISTICS OFFICE
Manila

2010 ANNUAL SURVEY OF PHILIPPINE BUSINESS AND INDUSTRY

REAL ESTATE ACTIVITIES



Republic of the Philippines
NATIONAL STATISTICS OFFICE
Manila



REPUBLIC OF THE PHILIPPINES

His Excellency

PRESIDENT BENIGNO SIMEON C. AQUINO III



NATIONAL STATISTICS OFFICE

CARMELITA N. ERICTA

Administrator

PAULA MONINA G. COLLADO

Deputy Administrator

ISSN 1908 - 0425

FOREWORD

This volume contains the final results of the **2010 Annual Survey of Philippine Business and Industry (ASPBI)** for Section **L (Real Estate Activities)**. The 2010 ASPBI was conducted in April 2011 with 2010 as the reference period, except for employment which is as of November 15, 2010.

Statistics on the number of establishments, employment, compensation, revenue, cost, fixed assets, capital expenditures, inventories, and value added are presented by region and industry sub-class for establishments with total employment of 20 and over. Furthermore, statistics for all establishments and establishments with total employment of less than 20 are presented at the national level and by industry sub-class for easy reference of data users. Information contained in this report will be useful to government and non-government agencies in formulating and implementing economic plans and programs.

This Office acknowledges with sincere thanks and appreciation the cooperation of reporting establishments.



CARMELITA N. ERICATA
Administrator

Manila, Philippines
April 2013

Table of Contents

	Page
FOREWORD	iii
EXPLANATORY TEXT.....	xiv
Introduction	xiv
Uses of Survey Data	xv
ASPBI Slogan and Logo	xvi
Legal Authority	xvi
Scope and Coverage	xvii
Unit of Enumeration	xviii
Survey Design	xix
Classification of Establishments	xix
Frame of Establishments	xxi
Sampling Design	xxii
Sampling Units	xxii
Sampling Domain	xxiii
Sample Size	xxvi
Sample Allocation	xxviii
Sample Selection	xxx
Estimation Procedure	xxx
Questionnaire Design	xxxiii
Reference Period	xxxv
Survey Operations	xxxv
Preparatory Activities	xxxv
Publicity	xxxv
Training	xxxvi
Field Operations	xxxvi
Data Processing	xxxvii
Tabulation	xxxviii
Dissemination	xxxix
Response Rate	xli
Concepts and Definitions	xlvi
Kinds of Establishments	xli
Symbols and Abbreviations	xli

Table of Contents - continued

	Page
BRIEF ANALYSIS.....	xlvii
 Table	
A Summary Statistics for Real Estate Activities Establishments for All Employment Sizes by Industry Group: Philippines 2010.....	lii
B Summary Statistics for Real Estate Activities Establishments with Total Employment of 20 and Over by Industry Group: Philippines, 2010	liii
C Summary Statistics for Real Estate Activities Establishments with Total Employment of Less than 20 by Industry Group: Philippines, 2010	liv
D Summary Statistics for Real Estate Activities Establishments with Total Employment of 20 and Over by Region Philippines, 2010.....	lv
E Number of Establishments and Employment by Type and Sex of Worker for Real Estate Activities Establishments for All Employment Sizes by Industry Group: Philippines 2010.....	lvi
E1 Number of Establishments and Compensation of Paid Employees for Real Estate Activities Establishments for All Employment Sizes by Industry Group: Philippines 2010.....	lvi
F1 Productivity Indicators for Real Estate Activities Establishments for All Employment Sizes by Industry Group: Philippines 2010.....	lvii
F2 Productivity Indicators for Real Estate Activities Establishments with Total Employment of 20 and Over by Industry Group: Philippines, 2010.....	lvii
F3 Productivity Indicators for Real Estate Activities Establishments with Total Employment of Less than 20 by Industry Group: Philippines, 2010.....	lvii

STATISTICAL TABLES FOR ALL EMPLOYMENT SIZES: 2010**National
Tables**

1	Summary Statistics for Real Estate Activities Establishments for All Employment Sizes by Industry Sub-Class: Philippines, 2010.....	3
2	Number of Establishments and Employment by Type and Sex of Worker for Real Estate Activities Establishments for All Employment Sizes by Industry Sub-Class: Philippines, 2010.....	4
3	Number of Establishments and Compensation of Paid Employees for Real Estate Activities Establishments for All Employment Sizes by Industry Sub-Class: Philippines, 2010.....	4
4	Number of Establishments and Revenue by Type for Real Estate Activities Establishments for All Employment Sizes by Industry Sub-Class: Philippines, 2010	5
4.1	Number of Establishments and Revenue from Main Activity by Type of Transaction for Real Estate Activities Establishments for All Employment Sizes by Industry Sub-Class: Philippines, 2010	6
4.2	Number of Establishments and Value of Non-Industrial Services Done for Others by Type for Real Estate Activities Establishments for All Employment Sizes by Industry Sub-Class: Philippines, 2010	6
5	Number of Establishments and Cost by Type for Real Estate Activities Establishments for All Employment Sizes by Industry Sub-Class Philippines, 2010.....	7
5.1	Number of Establishments and Cost of Industrial Services Done by Others for Real Estate Activities Establishments for All Employment Sizes by Industry Sub-Class: Philippines, 2010.....	9
5.2	Number of Establishments and Cost of Non-Industrial Services Done by Others by Type for Real Estate Activities Establishments for All Employment Sizes by Industry Sub-Class: Philippines, 2010	9

Table of Contents - continued

	Page
6 Number of Establishments and Capital Expenditures for Tangible Fixed Assets by Type for Real Estate Activities Establishments for All Employment Sizes by Industry Sub-Class: Philippines, 2010.....	10
6.1 Number of Establishments and Capital Expenditures for Directly Imported Tangible Fixed Assets for Real Estate Activities Establishments for All Employment Sizes by Industry Sub-Class Philippines, 2010	11
6.2 Number of Establishments and Capital Expenditures for Tangible Fixed Assets by Mode of Acquisition for Real Estate Activities Establishments for All Employment Sizes by Industry Sub-Class: Philippines, 2010	11
6.3 Number of Establishments and Capital Expenditures for Intangible Assets by Type for Real Estate Activities Establishments for All Employment Sizes by Industry Sub-Class: Philippines, 2010.....	12
7 Number of Establishments and Gross Additions to Tangible Fixed Assets for Real Estate Activities Establishments for All Employment Sizes by Industry Sub-Class: Philippines, 2010	12
7.1 Number of Establishments and Sale of Tangible Fixed Assets by Type for Real Estate Activities Establishments for All Employment Sizes by Industry Sub-Class: Philippines, 2010	13
7.2 Number of Establishments and Losses and Damages to Tangible Fixed Assets by Type for Real Estate Activities Establishments for All Employment Sizes by Industry Sub-Class: Philippines, 2010	14
8 Number of Establishments and Book Value of Tangible Fixed Assets by Type for Real Estate Activities Establishments for All Employment Sizes by Industry Sub-Class: Philippines, 2010	15
8.1 Number of Establishments and Value of Intangible Assets by Type for Real Estate Activities Establishments for All Employment Sizes by Industry Sub-Class: Philippines, 2010	16
9 Number of Establishments and Value of Inventories for Real Estate Activities Establishments for All Employment Sizes by Industry Sub-Class: Philippines, 2010.....	17
10 Number of Reporting Establishments and Nationality of Stockholders with Highest Capital Participation Rate as of December 31 for Real Estate Activities Establishments for All Employment Sizes by Industry Sub-Class: Philippines, 2010	18

**STATISTICAL TABLES FOR ESTABLISHMENTS WITH TOTAL
EMPLOYMENT OF 20 AND OVER: 2010**

**National
and
Regional
Tables**

1a	Summary Statistics for Real Estate Activities Establishments with Total Employment of 20 and Over by Region and Industry Sub-Class Philippines, 2010	21
2a	Number of Establishments and Employment by Type and Sex of Worker for Real Estate Activities Establishments with Total Employment of 20 and Over by Region and Industry Sub-Class Philippines, 2010.....	27
3a	Number of Establishments and Compensation of Paid Employees for Real Estate Activities Establishments with Total Employment of 20 and Over by Region and Industry Sub-Class: Philippines, 2010	31
4a	Number of Establishments and Revenue by Type for Real Estate Activities Establishments with Total Employment of 20 and Over by Region and Industry Sub-Class: Philippines, 2010	35
4a.1	Number of Establishments and Revenue from Main Activity by Type of Transaction for Real Estate Activities Establishments with Total Employment of 20 and Over by Industry Sub-Class: Philippines 2010.....	43
4a.2	Number of Establishments and Value of Non-Industrial Services Done for Others by Type for Real Estate Activities Establishments with Total Employment of 20 and Over by Industry Sub-Class: Philippines, 2010...	46
5a	Number of Establishments and Cost by Type for Real Estate Activities Establishments with Total Employment of 20 and Over by Region and Industry Sub-Class: Philippines, 2010	50
5a.1	Number of Establishments and Cost of Industrial Services Done by Others by Type for Real Estate Activities Establishments with Total Employment of 20 and Over by Industry Sub-Class: Philippines, 2010...	66
5a.2	Number of Establishments and Cost of Non-Industrial Services Done by Others by Type for Real Estate Activities Establishments with Total Employment of 20 and Over by Industry Sub-Class: Philippines, 2010...	70

Table of Contents - continued

	Page
6a Number of Establishments and Capital Expenditures by Type of Tangible Fixed Assets for Real Estate Activities Establishments with Total Employment of 20 and Over by Region and Industry Sub-Class: Philippines, 2010	74
6a.1 Number of Establishments and Capital Expenditures for Directly Imported Tangible Fixed Assets for Real Estate Activities Establishments with Total Employment of 20 and Over by Region and Industry Sub-Class: Philippines, 2010	82
6a.2 Number of Establishments and Capital Expenditures for Tangible Fixed Assets by Mode of Acquisition for Real Estate Activities Establishments with Total Employment of 20 and Over by Region and Industry Sub-Class: Philippines, 2010.....	85
6a.3 Number of Establishments and Capital Expenditures for Intangible Assets by Type for Real Estate Activities Establishments with Total Employment of 20 and Over by Region and Industry Sub-Class Philippines, 2010	89
7a Number of Establishments and Gross Additions to Tangible Fixed Assets for Real Estate Activities Establishments with Total Employment of 20 and Over by Region and Industry Sub-Class: Philippines, 2010 ...	93
7a.1 Number of Establishments and Sale of Tangible Fixed Assets by Type for Real Estate Activities Establishments with Total Employment of 20 and Over by Region and Industry Sub-Class: Philippines 2010.....	97
7a.2 Number of Establishments and Losses and Damages to Tangible Fixed Assets by Type for Real Estate Activities Establishments with Total Employment of 20 and Over by Region and Industry Sub-Class Philippines, 2010	105
8a Number of Establishments and Book Value of Tangible Fixed Assets by Type for Real Estate Activities Establishments with Total Employment of 20 and Over by Region and Industry Sub-Class Philippines 2010.....	113
8a.1 Number of Establishments and Value of Intangible Assets by Type for Real Estate Activities Establishments with Total Employment of 20 and Over by Region and Industry Sub-Class: Philippines 2010.....	121
9a Number of Establishments and Value of Inventories for Real Estate Activities Establishments with Total Employment of 20 and Over by Region and Industry Sub-Class: Philippines 2010.....	125

		Page
10a	Number of Reporting Establishments and Nationality of Stockholders with Highest Capital Participation Rate as of December 31 for Real Estate Activities Establishments with Total Employment of 20 and Over by Region and Industry Sub-Class: Philippines, 2010	133
 STATISTICAL TABLES FOR ESTABLISHMENTS WITH TOTAL EMPLOYMENT OF LESS THAN 20: 2010		
National Tables		
1b	Summary Statistics for Real Estate Activities Establishments with Total Employment of Less Than 20 by Industry Sub-Class: Philippines 2010.....	141
2b	Number of Establishments and Employment by Type and Sex of Worker for Real Estate Activities Establishments with Total Employment of Less Than 20 by Industry Sub-Class: Philippines 2010.....	142
3b	Number of Establishments and Compensation of Paid Employees for Real Estate Activities Establishments with Total Employment of Less Than 20 by Industry Sub-Class: Philippines, 2010	142
4b	Number of Establishments and Revenue by Type for Real Estate Activities Establishments with Total Employment of Less Than 20 by Industry Sub-Class: Philippines, 2010.....	143
4b.1	Number of Establishments and Revenue from Main Activity by Type of Transaction for Real Estate Activities Establishments with Total Employment of 20 and Over by Industry Sub-Class: Philippines, 2010..	144
4b.2	Number of Establishments and Value of Non-Industrial Services Done for Others by Type for Real Estate Activities Establishments with Total Employment of Less Than 20 by Industry Sub-Class: Philippines 2010.....	144
5b	Number of Establishments and Cost by Type for Real Estate Activities Establishments with Total Employment of Less Than 20 by Industry Sub-Class: Philippines, 2010	145
5b.1	Number of Establishments and Cost of Industrial Services Done by Others by Type for Real Estate Activities Establishments with Total Employment of Less Than 20 by Industry Sub-Class: Philippines, 2010	147

Table of Contents - continued

	Page
5b.2 Number of Establishments and Cost of Non-Industrial Services Done by Others by Type for Real Estate Activities Establishments with Total Employment of Less Than 20 by Industry Sub-Class: Philippines, 2010	147
6b Number of Establishments and Capital Expenditures by Type of Tangible Fixed Assets for Real Estate Activities Establishments with Total Employment of Less Than 20 by Industry Sub-Class Philippines, 2010.....	148
6b.1 Number of Establishments and Capital Expenditures for Directly Imported Tangible Fixed Assets by Type for Real Estate Activities Establishments with Total Employment of Less Than 20 by Industry Sub-Class: Philippines, 2010.....	149
6b.2 Number of Establishments and Capital Expenditures for Tangible Fixed Assets by Mode of Acquisition for Real Estate Activities Establishments with Total Employment of Less Than 20 by Industry Sub-Class: Philippines, 2010	149
6b.3 Number of Establishments and Capital Expenditures for Intangible Assets by Type for Real Estate Activities Establishments with Total Employment of Less Than 20 by Industry Sub-Class: Philippines 2010	150
7b Number of Establishments and Gross Additions to Tangible Fixed Assets for Real Estate Activities Establishments with Total Employment of Less Than 20 by Industry Sub-Class: Philippines 2010	150
7b.1 Number of Establishments and Sale of Tangible Fixed Assets by Type for Real Estate Activities Establishments with Total Employment of Less Than 20 by Industry Sub-Class: Philippines, 2010.....	151
7b.2 Number of Establishments and Losses and Damages to Tangible Fixed Assets by Type for Real Estate Activities Establishments With Total Employment of Less Than 20 by Industry Sub-Class Philippines, 2010.....	152
8b Number of Establishments and Book Value of Tangible Fixed Assets by Type for Real Estate Activities Establishments with Total Employment of Less Than 20 by Industry Sub-Class: Philippines 2010.....	153
8b.1 Number of Establishments and Value of Intangible Assets by Type for Real Estate Activities Establishments with Total Employment of Less Than 20 by Industry Sub-Class: Philippines, 2010.....	154
9b Number of Establishments and Value of Inventories for Real Estate Activities Establishments with Total Employment of Less Than 20 by Industry Sub-Class: Philippines, 2010.....	155

Table of Contents - continued

		Page
10b	Number of Reporting Establishments and Nationality of Stockholders with Highest Capital Participation Rate as of December 31 for Real Estate Activities Establishments with Total Employment of Less Than 20 by Industry Sub-Class: Philippines, 2010.....	156
 APPENDICES		
Appendix 1	ASPBI Form 5 Questionnaire	159
Appendix 2	2010 ASPBI: Sampling Strata by Sector	171
Appendix 3	2010 ASPBI Technical Working Groups	173

EXPLANATORY TEXT

INTRODUCTION

The Annual Survey of Philippine Business and Industry (ASPBI) is one of the designated statistical activities of the National Statistics Office (NSO). It is a nationwide undertaking designed to collect and generate information on the levels, structure, and trends of economic activities in the entire country. The 2010 ASPBI was conducted in 2011 with 2010 as reference year.

The 2009 Philippine Standard Industrial Classification (PSIC) was adopted for the first time in this survey round. This is the latest version of the industry classification in the country released by the NSCB after the 1994 PSIC was amended in 2002. It conforms with the International Standard Industrial Classification (ISIC) Revision 4 prescribed by the United Nations, but with modifications to suit national situation and requirement. The PSIC is a statistical classification of all economic activities, designed as a guide and a comprehensive framework for securing uniformity and comparability of both the government and private sectors. With the adoption of the 2009 PSIC, the ASPBI now covered 18 out of the 21 sectors of the Philippine economy, as compared to 14 out of 17 in the 1994 PSIC.

Presented in Table 1 are the series of each sector included in the annual surveys of establishments.

TABLE 1 Survey Series by Sector

Sector	N th Series	Sector	N th Series
Agriculture, Forestry and Fishing ^{1/}	17 th	Information and Communication ^{2/}	28 th
Mining and Quarrying	27 th	Financial and Insurance Activities	28 th
Manufacturing	41 st	Real Estate Activities ^{3/}	28 th
Electricity, Gas, Steam and Air Conditioning Supply	27 th	Professional, Scientific and Technical Services ^{3/}	28 th
Water Supply, Sewerage, Waste Management and Remediation Activities ^{2/}	1 st	Administrative and Support Service Activities ^{3/}	28 th
Construction	27 th	Education	28 th
Wholesale and Retail Trade, Repair of Motor Vehicles and Motorcycles	32 nd	Human Health and Social Work Activities	28 th

Continued

TABLE 1 – Concluded

Sector	N th Series	Sector	N th Series
Transportation and Storage	27 th	Arts, Entertainment and Recreation ^{4/}	28 th
Accommodation and Food Service Activities ^{5/}	28 th	Other Service Activities ^{4/}	28 th

Notes:

^{1/} Fishing was combined in this sector

^{2/} Newly created sectors

^{3/} Activities separated from 1994 PSIC, Major Division K (Real Estate, renting and business activities)

^{4/} Activities separated from 1994 PSIC, Major Division O (Other Community, Social and Personal Service Activities)

^{5/} Formerly Hotels and Restaurants in the 1994 PSIC

Uses of Survey Data

Data collected from the 2010 ASPBI constitute bases upon which the government and the private sector can formulate policies and evolve economic development plans.

Specifically, the survey results are used in:

- constructing national and regional income accounts of the Philippine economy
- formulating development strategies and monitoring plans/policies in the attainment of national and regional goals
- determining and comparing regional economic structure and performance
- valuating conditions of the economy, employment and income perspective in order to make more informed decisions
- evaluating business options, assessing opportunities for new investments and estimating market shares of industries
- providing updates for the frame of establishments.

ASPBI Slogan and Logo

Providing Statistics for a Globally Competitive Economy is the slogan of the census/survey of establishments since the 2000 Census of Philippine Business and Industry. Along with the slogan is the logo shown below.



The logo, which is a stylistic representation of the Filipino flag, capsulizes the objectives of the 2010 ASPBI.

The golden sun represents the vision of hope which reaches out like the sun's rays for the improvement of the quality of life of all Filipinos; the red chart, the desired trend of the country's economic progress; the white building, the businesses and industries that propel the growth of the economy; while the blue background symbolizes the cooperation between and among the data providers, data producers and data users.

LEGAL AUTHORITY

The conduct of the 2010 ASPBI was undertaken by authority of the following legislative acts and presidential directives:

- Commonwealth Act No. 591 An Act to Create the Bureau of the Census and Statistics to consolidate statistical activities of the government therein which was approved on August 19, 1940. This empowers the Bureau, among other things, to prepare for and undertake all censuses of population, agriculture, industry and commerce.

Penalty Clause

Section 3 of the Commonwealth Act No. 591 states that:

"... Any person who fails or refuses to accomplish, mail or deliver such questionnaire or form received by him to the Bureau of the Census and Statistics...or any person who in accomplishing any such questionnaire or form, knowingly gives data or information which shall prove to be materially untrue in any particular, or any person who signs such questionnaire or form after it has been accomplished in the knowledge that it is untrue in any particular shall upon conviction, be punished ..."

Confidentiality of Information

Section 4 of the Commonwealth Act No. 591 states that:

"Data furnished the Bureau of the Census and Statistics by an individual, corporation, partnership, institution or business enterprise shall not be used as evidence in any court or in any public office either as evidence for or against the individual, corporation, association, partnership, institution or business enterprise from whom such data emanates; nor shall such data or information be divulged to any person except authorized employees of the Bureau of the Census and Statistics, acting in the performance of their duties; nor shall data be published except in the form of summaries or statistical tables in which no reference to an individual, corporation, association, partnership, institution, or

business enterprise shall appear. Any person violating the provisions of this section shall, upon conviction, be punished by a fine of not more than six hundred pesos or by imprisonment for not more than six months, or by both.”

- Presidential Decree No. 418 dated March 20, 1974 reconstituted the Bureau of the Census and Statistics as a new agency to be known as the National Census and Statistics Office (NCSO), under the administrative supervision of the National Economic Development Authority (NEDA).
- Executive Order No. 121 Reorganization Act of the Philippine Statistical System, dated August 4, 1987 renamed the National Census and Statistics Office (NCSO) to National Statistics Office which shall be the major statistical agency responsible for generating general purpose statistics and undertaking such censuses and surveys.
- Executive Order 352 Designation of Statistical Activities that will generate critical data for decision-making by the Government and the Private Sector, dated July 1, 1996.
- Executive Order 5 **Strengthening** the National Statistics Office, dated July 29, 1998.

SCOPE AND COVERAGE

The 2010 ASPBI is a nationwide undertaking confined to the formal sector of the economy and as such excludes the informal sector. The following comprise the formal sector:

1. Corporations and partnerships
2. Cooperatives and foundations
3. Single proprietorship with employment of 10 or more
4. Single proprietorship with branches

Starting with the 2006 Census of Philippine Business and Industry and thereafter, all establishment censuses and surveys conducted by NSO cover only the formal sector. The decision to include only the formal sector was based on the contribution of this group to the value added of the major sectors. In particular, the 2003 and 2005 ASPBI results showed that the contribution of the formal sector was at least 50 percent of value added. In 11 of the 14 sectors, value added of the formal sector ranged from 80 to 100 percent of the total.

Another consideration was the quality of the survey frame. The survey frame was extracted from the List of Establishments (LE). The series of updating operations since 1999 focused more on the updating of the formal sector. Budgetary constraint was the reason why coverage was limited to these economic units.

The absence of a clear delineation between household operated activities and businesses was one of the problems encountered in the creation of the frame. Limiting the coverage of the survey to the formal sector clearly defines the units in the survey frame.

Thus, the 2010 ASPBI covered only the following economic units:

- All establishments with total employment (TE) of 10 and over, and

- All establishments with TE of less than 10, except those establishments with Legal Organization = 1 (single proprietorship) and Economic Organization = 1 (single establishment), that are engaged in economic activities classified according to the 2009 Philippine Standard Industrial Classification (PSIC).

Listed below are the economic activities within the scope of the 2010 ASPBI.

TABLE 2 Scope of the 2010 ASPBI

Industry Code	Economic Activity	Industry Code	Economic Activity
A	Agriculture, Forestry and Fishing	J	Information and Communication
B	Mining and Quarrying	K	Financial and Insurance Activities
C	Manufacturing	L	Real Estate Activities
D	Electricity, Gas, Steam, and Air Conditioning Supply	M	Professional, Scientific and Technical Activities
E	Water Supply; Sewerage, Waste Management and Remediation Activities	N	Administrative and Support Service Activities
F	Construction	P	Education
G	Wholesale and Retail Trade; Repair of Motor Vehicles and Motorcycles	Q	Human Health and Social Work Activities
H	Transportation and Storage	R	Arts, Entertainment, and Recreation
I	Accommodation and Food Service Activities	S	Other Service Activities

UNIT OF ENUMERATION

The unit of enumeration in the 2010 ASPBI was the establishment. An establishment is defined in the United Nations International Recommendations on Industrial Statistics as:

“an economic unit under a single ownership or control, i.e., under a single legal entity, engaged in one or predominantly one kind of economic activity at a single fixed location.”

In actual practice, however, there were difficulties in applying the ideal definition so the establishment is defined in operational terms to take into account the organization and record keeping practices of certain sectors by making the single location and activity criteria more flexible. Thus, the operational definition of an establishment is as follows:

“the unit that is engaged in the production of the most homogenous group of goods and services, usually at one location, but sometimes over a wider area, for which separate records are available that can provide data concerning the production of these goods and services and the materials, labor and physical resources used in the production.”

The above definition is applicable to the following: Construction; Transportation and Storage; Telecommunications activities; Other monetary intermediation; Activities of holding companies; Investment company operation; Investment house operation; Securities dealership, own account; Credit card activities; Venture capital corporation operation; Life insurance; Non-life insurance; Reinsurance for Life and Non-life insurance; Pension funding; Activities auxiliary to insurance and pension funding; Fund management activities; Real estate buying, selling, renting, leasing and operating of self-owned/ leased apartment building, non-residential and dwellings; Real estate buying, developing, subdividing and selling; Cemetery and columbarium development , selling, renting, leasing and operation of self-owned cemetery/columbarium (including burial crypt); Investigation and security activities; Travel agency and tour operators; Other reservation service and related activities; Electric cooperatives; and Water district cooperatives. It is then necessary to use the *kind-of-activity unit* for these sectors. A kind-of-activity unit differs from the establishment as there is no restriction with respect to the geographical areas in which a given kind of activity is carried on by a single legal entity.

SURVEY DESIGN

Classification of Establishments

An establishment is categorized by its economic organization, legal organization, industrial classification, employment size, and geographic location.

Economic Organization (EO). This relates to the organizational structure or role of the establishment in the organization. The following are the types of EO:

- *Single establishment* (EO=1) is an establishment which has neither branch nor main office.
- *Branch only* (EO=2) is an establishment which has a separate main office located elsewhere.
- *Establishment and main office* (EO=3), both located in the same address and with branch/es elsewhere.
- *Main office only* (EO=4) is the unit which controls, supervises and directs one or more establishments of an enterprise.
- *Ancillary unit other than Main Office* (EO=5) is the unit that operates primarily or exclusively for a related establishment or group of related establishments or its parent establishment and provides goods or services that support but do not become part of the output of those establishments.

Legal Organization (LO). This provides the legal basis for ownership of the establishment. The following are the types of LO:

- *Single Proprietorship* (LO=1) is a business establishment organized, owned and managed by one person, who alone assumes the risk of the business enterprise.
- *Partnership* (LO=2) is an association of two or more individuals for the conduct of a business enterprise based upon an agreement or contract between or among them to contribute money, property or industry into a common fund with the intention of dividing profits among themselves.
- *Government Corporation* (LO=3) is a corporation organized for private aim, benefit or purpose with the government as the majority stockholder, regardless of whether they are stock or non-stock corporations.
- *Stock Corporation* (LO=4) is an ordinary business corporation organized by private persons, created and operated for the purpose of making a profit which may be distributed in the form of dividends to stockholders on the basis of their invested capital.
- *Non-Stock Corporation* (LO=5) is a business corporation who does not issue stock to its members and are created not to profit but for the public good and welfare. Of this character are most of the religious, social, literary, scientific, civic and political organizations and societies.
- *Cooperative* (LO=6) is an organization composed primarily of small producers and/or consumers who voluntarily join together to form a business enterprise, which they themselves own, control and patronize.
- *Others* (LO=7) are organizations not classified in any of the above classification like private associations, foundations, non-government organizations, etc.

Industrial Classification. The industrial classification of an economic unit was determined by the activity from which it derives its major income or revenue. The 2009 PSIC was utilized to classify economic units according to their economic activities. It was approved for adoption by government agencies and instrumentalities through NSCB Resolution No.2 Series 2010 signed on February 10, 2010. It was used for the first time for the ASPBI. The 2009 PSIC is aligned with the International Standard Industrial Classification of all Economic Activities (ISIC) Revision 4, as officially released by the United Nations Statistics Division on August 11, 2008 for adoption by countries in their revised national classifications by 2010. The 2009 PSIC took into account the significant changes on the relative importance of various economic activities in the country that have taken place since 2002. It is linked with the ASEAN Common Industrial Classification (ACIC) as approved by the AHSOM (ASEAN Heads of Statistical Offices) in November 2006.

The 2009 PSIC consists of alpha character and five numeric digits. The alpha character, which represents the sector or section, is denoted by the characters A to U. The first two numeric digits represent the division; the first three numeric digits, the group; the first four digits, the class; and the five digits, the sub-class.

Establishment Size. The size of an establishment was determined by its total employment. The following were the employment size classifications used in the survey:

TABLE 3 Employment Size and Code

TE Code	Total Employment	TE Code	Total Employment
0	1 – 4	5	100 – 199
1	5 – 9	6	200 – 499
2	10 – 19	7	500 – 999
3	20 – 49	8	1000 – 1999
4	50 – 99	9	2000 and over

Geographic Classification. Establishments were also classified by geographic area using the Philippine Standard Geographic Classification (PSGC). The PSGC is a systematic classification and coding of geographic areas in the country. It contains the latest updates on the official number of regions, provinces, cities, municipalities, and barangays in the Philippines.

For the 2010 ASPBI, the PSGC as of December 31, 2010 was adopted. It consists of the 17 administrative regions as approved under Executive Order No. 36 dated 19 September 2001 (*Providing for the Reorganization of the Administrative Regions in Mindanao....*) and Executive Order No. 103 dated 17 May 2002 (*Dividing Region IV into Region IV-A and Region IV-B, transferring the province of Aurora to Region III*).

Frame of Establishments

The frame for the 2010 ASPBI was extracted from the 2010 List of Establishments (LE). This frame was used to draw the sample establishments for the survey.

The 2010 LE was the combined result of the following:

- Mail inquiries of “no matched” establishments from Top 15,000 Corporations, 2009 edition
- PEZA list as of February 28, 2010
- Clark Subic Marketing Directory
- Board of Investments list of registered projects from 2000-2009
- SEC partial list of partnerships from 2003-2008
- NSO's 2009 Traders list of importers and exporters
- Jollibee Group of Companies
- Various websites

The 2009 ASPBI, 2009 Survey of Information and Communication Technology (SICT), 2009 Survey of Tourism Establishments in the Philippines (STEP) and other regular surveys conducted by the Industry and Trade Statistics Department (ITSD) provided updates on characteristics and status of sample establishment and business births.

An estimate from the 2010 LE showed that there were about 778,000 establishments in operation in the country in 2010. Distribution of these establishments reveals that about 610,000 establishments (78.0%) were classified as the informal sector and the remaining 168,000

establishments were considered as the formal sector. A total of 150,000 (89%) establishments classified in the formal sector were within the coverage of the 2010 ASPBI and thus, comprised the frame of the survey.

SAMPLING DESIGN

The 2010 ASPBI used stratified systematic sampling with 5-digit PSIC serving as industry strata and employment size as the second stratification variable.

Sampling Units

Generally, the sampling units for the sections, except Construction, and Transportation and Storage, were single establishment (EO = 1), branch only (EO=2), and establishment and main office (EO=3). For Construction, Transportation and Storage, and selected industry group/class/sub-class, the sampling units were single establishment (EO = 1), establishment and main office (EO=3), and main office only (EO=4). The branches of these establishments do not strictly meet the criteria for defining an establishment as these are classified as kind-of-activity units.

For Government-Owned-and-Controlled Corporations (GOCCs), the sampling units were those with EO=1, 3 and 4. Presented in Table 4 are the sampling units by industry.

TABLE 4 Sampling Units by Industry

Industry Code	Industry Description	EO
A	Agriculture, Forestry and Fishing	1, 2, 3
B	Mining and Quarrying	1, 2, 3
C	Manufacturing	1, 2, 3
D	Electricity, Gas, Steam and Air Conditioning, except D35100 Electric Cooperatives with LO=6	1, 2, 3
D35100	Electric power generation, transmission and distribution (Electric Cooperatives with LO=6)	1, 3, 4
E	Water Supply; Sewerage, Waste Management and Remediation Activities, except E36000 (Water District with LO=6)	1, 2, 3
E36000	Water collection, Treatment and Supply (Water District with LO=6)	1, 3, 4
F	Construction	1, 3, 4
G	Wholesale and Retail Trade; Repair of Motor Vehicles and Motorcycles	1, 2, 3
H	Transportation and Storage	1, 3, 4
I	Accommodation and Food Service Activities	1, 2, 3
J	Information and Communication except Telecommunications Activities (J61)	1, 2, 3
J61	Telecommunications activities	1, 3, 4

Industry Code	Industry Description	EO
K	Financial and Insurance Activities, except K6419, K64921, K64301, K64302, K64303, K64200, K64924, K651, K652, K662	1, 2, 3
K6419	Other monetary intermediation	1, 3, 4
K64921	Credit card activities	1, 3, 4
K64301	Investment company operation	1, 3, 4
K64302	Investment house operation	1, 3, 4
K64303	Securities dealership, own account	1, 3, 4
K64200	Financial holding company activities	1, 3, 4
K64924	Venture capital corporation	1, 3, 4
K651	Life and non-life insurance companies	1, 3, 4
K652	Life and non-life reinsurance companies	1, 3, 4
K662	Pre-need plan activities; insurance agents and brokers; Insurance activities, n.e.c.	1, 3, 4
L	Real estate activities, except L68110, L68120, L68130	1, 2, 3
L68110	Real estate buying, selling, renting, leasing and operating of self owned/leased apartment building, non-residential and dwellings	1, 3, 4
L68120	Real estate buying, developing, subdividing and selling	1, 3, 4
L68130	Cemetery and columbarium development, selling, renting, leasing and operation of self-owned cemetery/columbarium	1, 3, 4
M	Professional, Scientific and Technical Activities	1, 2, 3
N	Administrative and Support Service Activities, except N80, N791, N799	1, 2, 3
N80	Security and investigation activities	1, 3, 4
N791	Travel agency and tour operators	1, 3, 4
N799	Other reservation service and related activities	1, 3, 4
P	Education	1, 2, 3
Q	Human Health and Social Work Activities	1, 2, 3
R	Arts, Entertainment and Recreation	1, 2, 3
S	Other Service Activities	1, 2, 3

Sampling Domain

For establishments with TE of 20 and over, the domains were the region and industry, with employment size as the stratification variable. For establishments with TE of less than 20, the whole country and industry were the domains with employment size as the stratification variable.

Geographic Domain

For establishments with TE of less than 20, the geographic domain was the whole country. For those with TE of 20 and over, the geographic domains were the 17 administrative regions of the country. Hence, the samples of the 2010 ASPBI with TE of 20 and over can provide estimates up to the regional level while those with TE of less than 20 at the national level.

Table 5 lists the geographic domains (regions) and the provinces comprising the region.

TABLE 5 Geographic Domains and Its Composition

Region	Province
National Capital Region (NCR)	City of Manila, Quezon City Mandaluyong City, Marikina City Pasig City, San Juan City, Caloocan City Malabon City, Navotas City Valenzuela City, Makati City, Pateros Taguig City, Parañaque City Las Piñas City, Muntinlupa City, Pasay City
Cordillera Administrative Region (CAR)	Abra, Apayao, Benguet, Ifugao, Kalinga Mountain Province
Region I – Ilocos Region	Ilocos Norte, Ilocos Sur, La Union, Pangasinan
Region II – Cagayan Valley	Batanes, Cagayan, Isabela, Nueva Vizcaya Quirino
Region III – Central Luzon	Aurora, Bataan, Bulacan, Nueva Ecija Pampanga, Tarlac, Zambales
Region IV-A – CALABARZON	Cavite, Laguna, Batangas, Rizal, Quezon
Region IV-B – MIMAROPA	Occidental Mindoro, Oriental Mindoro Marinduque, Romblon, Palawan
Region V – Bicol Region	Albay, Camarines Norte, Camarines Sur Catanduanes, Masbate, Sorsogon
Region VI – Western Visayas	Aklan, Antique, Capiz, Guimaras, Iloilo Negros Occidental
Region VII – Central Visayas	Bohol, Cebu, Negros Oriental, Siquijor
Region VIII – Eastern Visayas	Biliran, Leyte, Southern Leyte, Eastern Samar Northern Samar, Western Samar
Region IX – Zamboanga Peninsula	Zamboanga del Norte, Zamboanga del Sur Zamboanga Sibugay, Isabela City

TABLE 5 --- *Concluded*

Region	Province
Region X – Northern Mindanao	Bukidnon, Camiguin, Lanao del Norte Misamis Occidental, Misamis Oriental
Region XI – Davao Region	Compostela Valley, Davao del Norte Davao del Sur, Davao Oriental
Region XII – SOCCSKSARGEN	North Cotabato, Sarangani, South Cotabato Sultan Kudarat, Cotabato City
Autonomous Region in Muslim Mindanao (ARMM)	Lanao del Sur, Maguindanao (excluding Cotabato City), Sulu, Tawi-Tawi Basilan (excluding Isabela City)
Caraga	Agusan del Sur, Agusan del Norte, Dinagat Island, Surigao del Sur, Surigao del Norte

Industry Domain

The 2010 ASPBI used the 5-digit level of the 2009 PSIC as its industry domains. This was done to enable also the production of data from the amended 1994 PSIC to the 2009 PSIC with emphasis on the sub-classes that were split into two or more ISIC codes; and to provide data for Information and Communications Technology (ICT) and other emerging industries.

There were 1,228 industry sub-classes (5-digit PSIC) which constituted the industry domains for both establishments with TE of 20 and over and TE of less than 20. Table 6 presents the distribution of the number of industry domains by section of the 2009 PSIC.

TABLE 6 Number of Industry Domains by section

Section	Number of Industry Domains
A	157
B	32
C	476
D	3
E	8
F	15
G	178
H	54

TABLE 6 --- *Concluded*

Section	Number of Industry Domains
I	20
J	39
K	44
L	6
M	38
N	74
P	13
Q	25
R	18
S	28
Total	1,228

Employment Stratum

For the 2010 ASPBI, the TE sizes were either combined or taken as a group to comprise an employment stratum and were limited to only five strata for all sections. The basic consideration for grouping was the concentration of establishments in the TE sizes.

Within the industry domains for each section, the establishments were grouped according to the following employment stratum:

TABLE 7 Employment Stratum

Employment Stratum	
TE 1 - 9	(size 0 & 1)
TE 10 - 19	(size 2)
TE 20 - 49	(size 3)
TE 50 - 99	(size 4)
TE 100 & over	(size 5 to 9)

Sample Size

The sample size of the 2010 ASPBI was maintained at the same level as that of 2009 ASPBI for manageability. This was necessary to provide for data at the aligned amended 1994 PSIC with the 2009 PSIC. The timeliness of retrieval of the questionnaires and release of final results were also primary considerations why the number of samples should still be kept to a minimum. Given the importance of the results of the ASPBI to the Philippine System of National Accounts (PSNA), the sample size has to be at a manageable level without compromising the reliability

and accuracy of the survey returns. The shorter processing time before the release of results and scarce manpower and financial resources were also considered. Other considerations include: the acceptable sampling error and the level of disaggregation of the estimates with due concern for confidentiality and shorter processing time.

In general, the TE 100 and over was a *certainty stratum* for all sectors. The employment strata TE of 20 and over, whose establishments are considered as 'large' units comprised the *certainty strata* for selected industries in sectors Manufacturing (PSIC C); and Wholesale and Retail Trade, Repair of Motor Vehicles and Motorcycles (PSIC G).

*A **certainty stratum** is defined as the employment stratum whose sampling ratio is 100 percent. In this stratum, all establishments are taken as certainty samples, i.e. the selection probability is 1 and the sampling weight is 1. On the other hand, a **non-certainty** stratum is the employment stratum where only sample establishments are taken.*

For all sectors except B and D, those identified as the Information and Communication Technology (ICT) core industries, the employment strata in TE of less than 20 were considered as non-certainty strata.

The following sectors were, however, taken on a 100 percent basis regardless of employment stratum because of the relatively small number of their population.

- Mining and Quarrying (B)
- Electricity, Gas , Steam and Air Conditioning Supply (D)

Sample Size for TE of Less Than 20

The sample size for establishments with TE of less than 20 was determined by applying the specified sampling rates for each employment stratum (that is, separately for strata TE 1-9 and TE 10 -19) of the industry domain (5-digit PSIC) at the national level. The total sample size for establishments with TE of less than 20 was 15,228 establishments.

Sample Size for TE of 20 and Over

The sample size for establishments with TE of 20 and over was obtained by applying the specific sampling rates for the i^{th} employment stratum in the h^{th} industry stratum at the national level and then allocated to geographic domain (region). The aggregate sample size for TE of 20 and over in all sectors was 14,070 establishments.

Thus, the total number of samples for the 2010 ASPBI was 29,298 establishments. Table 8 shows the distribution of samples by section and by employment size.

TABLE 8 Number of Samples by Section and by Employment Size

Section	Industry Description	Number of Samples		
		Total	Less than 20	20 and over
Total		29,298	15,228	14,070
A	Agriculture, Forestry and Fishing	811	221	590
B	Mining and Quarrying	162	79	83
C	Manufacturing	5,774	1,957	3,817
D	Electricity, Gas, Steam and Air Conditioning Supply	251	46	205
E	Water Supply; Sewerage, Waste Management and Remediation Activities	238	72	166
F	Construction	624	124	500
G	Wholesale and Retail Trade; Repair of Motor Vehicles and Motorcycles	8,159	5405	2754
H	Transportation and Storage	922	352	570
I	Accommodation and Food Service Activities	1,904	972	932
J	Information and Communication	2,082	1,437	645
K	Financial and Insurance Activities	1,427	910	517
L	Real Estate Activities	444	280	164
M	Professional, Scientific and Technical Activities	977	659	318
N	Administrative and Support Service Activities	1,597	618	979
P	Education	1,835	749	1,086
Q	Human Health and Social Work Activities	835	378	457
R	Arts, Entertainment and Recreation	384	227	157
S	Other Service Activities	872	742	130

Sample Allocation

Sample Allocation for TE of Less Than 20 (Strata TE 1-9 and TE 10-19)

No allocation was done in these strata, as the sample sizes were determined at the 5-digit PSIC (industry domain) and national level.

Minimum sample size was set to 3 establishments and maximum of 100 establishments per cell (industry domain and employment stratum). However, when the total number of establishments (*N*) in the cell was equal to or less than the set minimum sample size, all establishments in that cell were taken as samples.

Sample Allocation for TE of 20 and Over (Strata TE 20-49 and TE 50-99)

Proportional allocation was used in allocating the number of samples in the sampling strata of TE 20-49 and TE 50-99 of the industry domain and employment stratum at the regional level. Basis of allocation was the number of establishments (N) in the region by industry domain and by employment stratum.

Minimum sample size was also set to 3 establishments and maximum of 10 establishments per cell (industry domain, employment stratum and region). However, when the total number of establishments (N) in the cell was equal to or less than the set minimum sample size, all establishments in that cell were taken as samples.

The number of samples for each employment stratum of the industry domain at the national level was allocated by region. The formula used was,

$$n_{hij} = \frac{N_{hij}}{N_{hi}} \times n_{hi}$$

where:

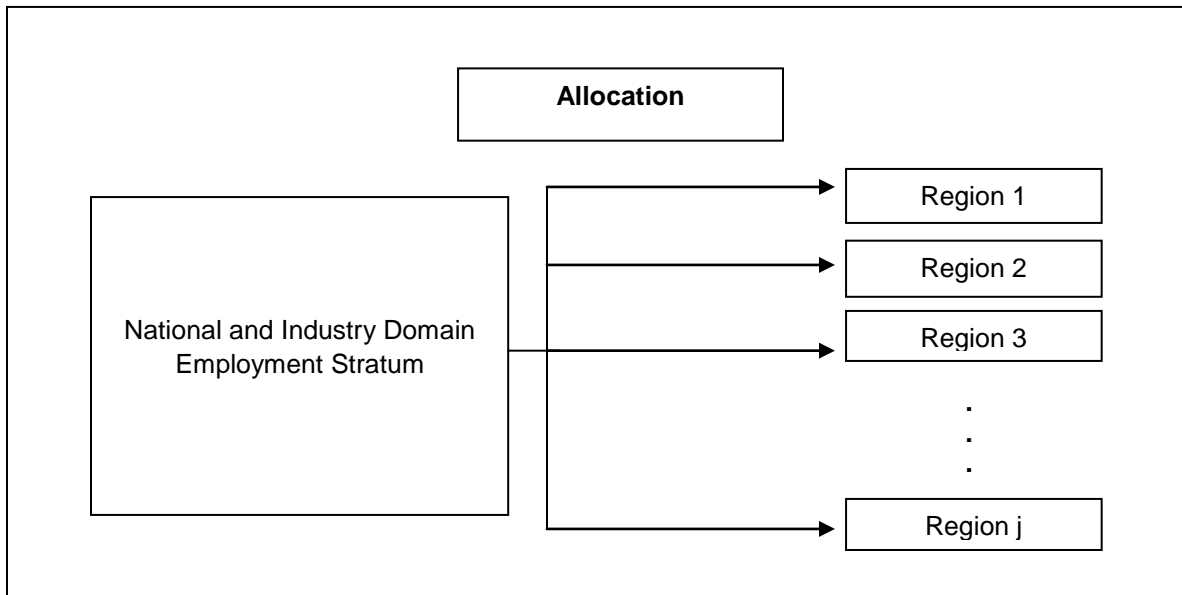
N_{hij} = total number of establishments in the j^{th} region of the i^{th} employment stratum in the h^{th} industry domain

N_{hi} = total number of establishments in the i^{th} employment stratum of the h^{th} industry domain

n_{hij} = number of sample establishments in the j^{th} region of the i^{th} employment stratum in the h^{th} industry domain

n_{hi} = number of sample establishments in the i^{th} employment stratum of the h^{th} industry domain

**FIGURE 1 Sample Allocation Diagram for TE of 20 and Over
(Strata TE 20-49 and TE 50-99)**



Sample Selection

For all sectors, sample establishments in the sampling strata of TE of less than 20 were selected using systematic sampling by industry domain and employment stratum. For each industry domain and employment stratum, the establishments were sorted by region, province from highest total employment to lowest total employment, business name, and Establishment Control Number (ECN).

For each of the sampling strata of TE of 20 and over, that is TE 20-49 and TE 50-99, sample establishments were selected using systematic sampling within the region. For each region in the employment stratum and industry domain, the establishments were sorted by province from highest total employment to lowest total employment, business name and ECN.

Systematic sampling was chosen so that sample employment values are spread out. Resulting from having representative samples for each TE size in the employment stratum. Likewise, this mode of sampling will somehow provide implicit stratification of TE by employment size group, thus avoiding all sample establishments with low TE values or high TE values. A special program designed by the information Resources Department was used to draw the samples.

Estimation Procedure

For Establishments with TE of Less Than 20

a. Non-certainty Stratum

The estimate of the total of a characteristic (\hat{X}_s) for the non-certainty employment stratum TE less than 20 in the s^{th} industry domain was

$$\hat{X}_s = \sum_{j=1}^{n_s} W_{sj} x_{sj}$$

where:

s denotes the non-certainty employment strata in TE of less than 20

x_{sj} = value of the j^{th} establishment in the non-certainty employment stratum in TE of less than 20 in the s^{th} industry domain

$j = 1, 2, 3, \dots, n_s$ establishments

W_{sj} = weight of the j^{th} establishment in the non-certainty employment stratum in TE of less than 20 in the s^{th} industry domain

$$W_{sj} = N_s / n_s$$

N_s = total number of establishments in the non-certainty employment stratum in TE of less than 20 in the s^{th} industry domain

n_s = number of sample establishments in the non-certainty employment stratum in TE of less than 20 in the s^{th} industry domain

b. Certainty Stratum

The estimate of the total of a characteristic (\hat{X}_c) for the certainty employment stratum in the c^{th} industry domain was

$$\hat{X}_c = \sum_{j=1}^{m_c} x_{cj}$$

where:

c denotes the certainty employment strata in TE of less than 20 in the c^{th} industry domain

x_{cj} = value of the j^{th} establishment in the certainty employment strata in TE of less than 20 in the c^{th} industry domain

j = 1, 2, 3, ..., m_c establishments

m_c = number of establishments in the certainty employment strata in TE of less than 20 in the c^{th} industry domain

c. Total Estimate for TE of Less Than 20

For all sections except B and C, national level estimates of the total of a characteristic (X_d) for the industry domain was obtained by aggregating the estimates for all employment strata (non-certainty and certainty) in the same industry domain,

$$X_d = \sum \hat{X}_s + \sum \hat{X}_c$$

where d denotes the industry domain.

For Establishments with TE of 20 and Over

a. Non-Certainty Stratum (strata of TE 20 to 49 and TE 50 to 99 for Sections D, G, H, K, M and N)

The estimate of the total of a characteristic (\hat{X}_{sp}) for the non-certainty employment strata in TE of 20 and over for selected industry domain in each region was

$$\hat{X}_{sp} = \sum_{j=1}^{n_{sp}} W_{spj} x_{spj}$$

where:

s denotes the non-certainty employment strata in TE of 20 and over

p = 1, 2, ..., 17 regions (geographic domains)

x_{spj} = value of the j^{th} establishment in the non-certainty employment strata in TE of 20 and over for an industry domain in each region

j = 1, 2, 3, n_{sp} establishments

W_{spj} = weight of the j^{th} establishment in the non-certainty employment strata in TE of 20 and over for an industry domain in each region

$$W_{spj} = N_{sp} / n_{sp}$$

N_{sp} = total number of establishments in the non-certainty employment strata in TE of 20 and over for an industry domain in each region

n_{sp} = number of sample establishments in the non-certainty employment strata in TE of 20 and over for an industry domain in each region

b. Certainty Stratum

The estimate of the total of a characteristic (\hat{X}_{cp}) for the certainty employment stratum in TE of 20 and over in an industry domain in each region was

$$\hat{X}_{cp} = \sum_{j=1}^{m_{cp}} x_{cpj}$$

where:

c denotes the certainty employment strata in TE of 20 and over

p = 1, 2,..., 17 regions (geographic domains)

x_{cpj} = value of the j^{th} establishment in the certainty employment strata in TE of 20 and over in an industry domain within each region

j = 1, 2, 3, m_{cp} establishments

m_{cp} = number of establishments in the certainty employment strata in TE of 20 and over in an industry domain within each region

c. Total Estimate for TE of 20 and Over

The estimate of the total of a characteristic (X_{dp}) for the industry domain in each region (geographic domain) was obtained by aggregating the estimates for all employment strata (non-certainty and certainty) in the same industry domain,

$$X_{dp} = \sum \hat{X}_{sp} + \sum \hat{X}_{cp}$$

where dp denotes the industry domains in each region.

National level estimates of the characteristics by industry domain were obtained by aggregating separately the estimates (X_{dp}) for the particular industry domain from all the regions.

Weight Adjustment Factor for Non-Response

To account for non-response in the non-certainty strata, the adjustment factor (n/n') was multiplied with the sampling weight (W) of each of the sampling unit. The sampling weight, defined as N/n , was recomputed as

$$W' = \frac{N}{n} \times \frac{n}{n'} = \frac{N}{n'} \quad \text{General Formula}$$

Thus, the adjusted weight (W'_{sj}) for employment stratum in TE 1-9 or TE 10-19 was

$$W'_{sj} = \frac{N_s}{n_s} \times \frac{n_s}{n'_s} = \frac{N_s}{n'_s}$$

where:

N_s = total number of establishments in the employment stratum in TE 1-9 or TE 10-19 in the s^{th} industry domain

n'_s = number of responding establishments in the employment stratum in TE 1-9 or TE 10-19 in the s^{th} industry domain

For the non-certainty employment stratum for the selected industry domain with TE 20-99, the adjusted weight (W'_{spj}) was

$$W'_{spj} = \frac{N_{sp}}{n_{sp}} \times \frac{n_{sp}}{n'_{sp}} = \frac{N_{sp}}{n'_{sp}}$$

where:

N_{sp} = total number of establishments in the non-certainty employment stratum with TE 20-99 for the selected industry domain within each geographic domain (region)

n'_{sp} = number of responding establishments in the non-certainty employment stratum with TE 20-99 for the selected industry domain within each geographic domain (region)

Questionnaire Design

Survey Questionnaires

The 2010 ASPBI utilized five types of questionnaires, each with corresponding NSCB approval number and an expiration date of March 31, 2012. These questionnaires were designed after taking into consideration the requirements of the main users. Table 9 lists the questionnaire type, spot color and NSCB Approval number specific for the sectors.

TABLE 9 Types of Questionnaires

Questionnaire Type	Sector	Spot Color	NSCB Approval No.
ASPBI Form 1	Agriculture, Forestry and Fishing	Green	NSO-1102-01
ASPBI Form 2	Mining and Quarrying; Manufacturing; Electricity, Gas, Steam and Air-conditioning Supply; and Water Supply; Sewerage, Waste Management and Remediation Activities	Yellow	NSO-1102-02
ASPBI Form 3	Construction	Orange	NSO-1102-03
ASPBI Form 4	Wholesale and Retail Trade; Repair of Motor Vehicles and Motorcycles	Red	NSO-1102-04
ASPBI Form 5	Business and Services (for Sectors H, I, J, K, L, M, N, P, Q, R, and S)	Blue	NSO-1102-05

Data Items

Listed in Table 10 are the data items found in the 2010 ASPBI questionnaires.

TABLE 10 List of Data Items

Item No.	Description
(Cover Page)	Name and Address of the Establishment and Its Reporting Unit
	Control Panel for Establishment Characteristics (For NSO Use Only)
1	Business and Registered Name in 2010, Company Website and Tax Identification Number (TIN)
2	Economic Activity or Business in 2010
3	Year Started Operation
4	Legal Organization in 2010
5	Economic Organization in 2010
	Name and Address of Main Office and Contact Person in Main Office
6	Capital Participation as of 31 December 2010
7	Number of Paid Employees as of 15 November 2010
8	Number of Unpaid Workers as of 15 November 2010
9	Total Employment as of 15 November 2010
10	Number of Production/Construction Workers as of 15 November 2010 (only in ASPBI Form 2 and ASPBI Form 3)
11	Total Hours Worked by Production/Construction Workers in 2010 (only in ASPBI Form 2 and ASPBI Form 3)
12	Gross Salaries and Wages Paid in 2010
13	Total Employer's Contributions to SSS/GSIS, etc. paid in 2010
14	Total Revenue in 2010
15	Subsidies Received in 2010
16	Total Cost Incurred in 2010
17	Capital Expenditures and Sale of Tangible Fixed Assets, including Losses and Damages in 2010
18	Capital Expenditures for All Tangible Fixed Assets by Mode of Acquisition in 2010
19	Capital Expenditures for Intangible Assets in 2010
20	Book Value of Tangible Fixed Assets as of 31 December 2010
21	Book Value of Intangible Assets as of 31 December 2010
22	Average Capacity Utilization Rate in 2010 (only in ASPBI Form 2)
23	Inventories in 2010
24	Branches, Divisions, Plants Owned and Controlled (for Main Office)

Continued

TABLE 10 --- *Concluded*

Item No.	Description
25	Remarks
	Certification
	Contact Person
	<i>Processing Information (For NSO Use Only)</i>

Reference Period

All information collected in the 2010 ASPBI refers to calendar year 2010 except for employment data, which is as of November 15, 2010.

SURVEY OPERATIONS

The 2010 ASPBI consisted of the following major phases of survey operation: preparatory activities; training; field operations; data processing; tabulation and data dissemination; and evaluation and documentation.

Preparatory Activities

NSO officials, subject-matter statisticians and selected Information and Resources Department (IRD) staff undertook the planning activities for the 2010 ASPBI with the organization of the Steering Committee, Technical Committee and Working Groups under Special Order No. 2011-7 dated January 5, 2011. Activities undertaken during this phase included the updating of the frame, questionnaire design and content, publicity campaign, clearance process, budget preparation, manual preparation, training plans, sample design and selection, preparation of edit specifications, preparation of tabulation formats and specifications, computer systems design and program development, recruitment of statistical researchers, printing of survey forms and manuals, preparation for shipment of survey materials, and other related activities.

Publicity

Publicity campaign was done to inform and educate the general public of the basic information and importance of the 2010 ASPBI and its rider surveys. It aimed to solicit support from government and non-government agencies, business organizations, and target respondents in the early submission of reports. Display of 2010 ASPBI streamers and posters were done in the central office and in the field offices.

Training

Training for the field operations and processing was done in two phases, as follows: (1) Field Operations, and (2) Training for Data Processing.

Phase I - Training for Field Operations

Training for Field Operations and Field Editing was done in three levels, as follows:

- Task Force training. The first level training was conducted on March 7 to March 9, 2011 in Tagaytay City. Field operation procedures, technical and administrative aspects of the survey were discussed extensively in this training. It was attended by Industry and Trade Statistics Department (ITSD) Statisticians and selected IRD staff who then served as trainers for the 2nd and 3rd level trainings.
- Second level training. The second level training was conducted on March 22 to 23, 2011 in all Regional Offices, except National Capital Region (NCR), with Task Force training participants as trainers. Regional Directors, Provincial Statistics Officers, OICs, Regional Statisticians and Regional Statistical Staff (with at least SG 11) responsible for establishment surveys and Provincial Statisticians or Provincial Statistical Staff (with at least SG 13) participated in this training.
- Third level training. This training was conducted in all provinces and six districts of NCR on March 28 to 29, 2011 with participants in the second level training as trainers. One ITSD staff who attended the Task Force training was assigned to assist the 3rd level trainers in selected provinces. Participants to this training were the Provincial Statistical Staff, District Statistics Officers (DSOs), Statistical Coordination Officers (SCOs), and hired Statistical Researchers (SRs). For each NCR district three (3) Task Force Training participants were assigned as trainers

Phase II - Training for Data Processing

- Training for Manual Processing. The first training was conducted on December 9 and 10, 2011. Editing instructions and folioing were discussed thoroughly in this training. Participants were the ITSD subject-matter staff and hired statistical researcher.
- Training for Machine Processing. Data encoding, verification of error listing, completeness and summary file report were discussed thoroughly in this training. Participants to this training were ITSD subject matter staff and selected ITSRD staff.

A Workshop on Edit, Table and Format Specifications was carried out on March 17 to 19, 2012 in Antipolo City, Rizal. This was participated in by subject-matter specialists and IRD staff who were responsible in preparing standard tabulation formats, and consistency and edit specifications for the five types of questionnaires.

Field Operations

Distribution of Questionnaires

Distribution of questionnaires for the 2010 ASPBI, including that of the rider survey, was done by SCOs, Provincial Staff, and hired SRs through personal delivery of the questionnaires to the sample establishments. E-questionnaires (excel format) were also sent to sample establishments with e-mail accounts. This activity was done from April 1-30, 2011.

Collection of Questionnaires

Collection of accomplished questionnaires commenced 10 days after the distribution. The collection phase was programmed from third week of April to second week of June 2011. For regions with large workload such as NCR and Region IV-A, timetable for collection was until February 2012. Actual collection of accomplished questionnaires was extended up to April 2012 to allow more time for collection of establishments that were considered as industry leaders.

Supervision

The Regional Directors, Provincial Statistics Officers, and Regional and Provincial Statisticians conducted close supervision of collection and editing of questionnaires to ensure the quality of data and completeness of survey returns.

Receipt and Control

A Monitoring and Tracking System (MTS) was developed by IRD and adopted by field offices to keep track the distribution, collection, and transmittal of questionnaires and MTS data files. At the same time, a control list of sample establishments was made available where information on the status of the questionnaire was recorded. The MTS facilitated preparation and early submission of progress reports to ITSD since field offices can submit them electronically.

A central office version of the MTS was utilized by ITSD to monitor the distribution, collection and submission of questionnaires and MTS data files from the provincial offices to the Central Office. Consolidated progress reports and status reports were prepared regularly to inform the management and field offices on the progress of the survey operations.

Data Processing

Processing or editing of accomplished questionnaires was done to check for the completeness, validity, consistency, and reasonableness of data. It consisted of two stages: manual editing and machine processing.

Manual Processing

Manual processing of questionnaires was done in three levels, as follows:

- Field editing of data was done by the field staff, hired SRs and Provincial Staff upon collection of the accomplished questionnaire from the sample establishment. The objective is to check for completeness and consistency of entries in the questionnaire, following the instructions provided in the Field Operations and Processing Manual. Any missing data was corrected at this stage as this can be immediately verified from the respondent.
- Verification of data was done by Provincial Staff upon receipt of the accomplished questionnaires from the field staff and hired SRs to check for the completeness as well as for the consistencies and validity of entries. In some instances, the staff contacted

directly the establishments through phone call or sent email inquiries to verify some inconsistent or missing data.

- Review of accomplished questionnaires to check the consistency and reasonableness of entries and processing of consolidated reports were done by the ITSD subject-matter staff. Consolidated reports of enterprises were disaggregated at the firm level using ratios and proportions of the individual firms to enterprise. Moreover, the review process validated the status of establishments that were non-responding and reported closed, cannot be located, transferred, and out of scope. Telephone inquiry was extensively utilized to verify information from the establishment's contact person. The internet was also used to obtain information on the contact address and to research for information on the status of the establishment.

Machine processing

Machine processing consisted of data entry, validation of data, encoding of updates, generation and verification of completeness of questionnaires report, summary file report and statistical tables.

A microcomputer-based machine processing and tabulation system for the 2010 ASPBI was developed by the staff of the IRD using MySQL software. The 2010 ASPBI computer system has four modules designed for processing the survey data. These modules are the data entry, validation, export, and tabulation.

Data entry and all other machine processing activities were done by the subject-matter staff.

Imputation Procedure

Data of non-responding establishments were imputed manually and electronically based on the established imputation methods. Sources of information were from previous reports of the same establishment or from report of other responding establishment with similar characteristics, financial statements filed at Securities and Exchange Commission, and other establishment-based surveys.

Sample establishments that were either out of scope, duplicate or closed belonging in the certainty stratum were not imputed.

Tabulation

Tabulation included generation and evaluation of preliminary and final statistical tables. The statistical tables were evaluated for internal and external consistency of data.

The statistical tables were presented at the national level for all employment sizes and for establishments with TE of less than 20. For establishments with TE of 20 and over, the statistical tables were presented at the national and regional levels for all sections except for section B which is at the national level only. The statistical tables were further disaggregated by industry sub-class (5-digit) and in some cases by industry group (3-digit).

Statistical Disclosure Control

Section 4 of Commonwealth Act No. 591 requires that the data of individual business firms be kept confidential. To avoid disclosure of information of individual establishment, statistical tables do not provide information for any industry group or sub-class wherein the number of establishments is less than three. Figures relating to such industries were either suppressed or combined with those of other related industries in accordance with the guidelines on statistical disclosure control of data for establishments' survey.

Dissemination

Survey results were disseminated in the form of Special Releases posted on the NSO website, data dissemination seminars, and publication reports.

National data dissemination seminar was conducted on October 4, 2012 at Intercontinental Manila in Makati City to inform the stakeholders on the preliminary results of the survey. This was attended by selected respondents of the survey, representatives from different government agencies, and media organizations.

Regional data disseminations were also conducted from November to February 2013 by NSO Regional Field Offices. Attendees were representatives from both government and non-government organizations and some respondents of the survey who were considered industry leaders in their respective regions. Table 11 shows the list and schedule of the regional data dissemination seminars.

TABLE 11 Schedule of 2010 ASPBI/SICT Regional Data Dissemination Fora

Region	Date	Time	Venue	CO Resource Person
NCR	6-Feb-13	8:30 AM – 12 NN	Century Park Hotel, Malate, Manila	Ms. Estela T. de Guzman, Director, ITSD
CAR	14-Dec-12	8:00 AM – 12 NN	Solibao Restaurant, Heritage Mansion, Baguio City	Ms. Soraya De Guzman, Statistician IV
I - Ilocos Region	21-Nov-12	9:00 AM – 2:00 PM	Sea & Sky Hotel, San Fernando City, La Union	Ms. Josephine S. Albino, Statistician IV
II - Cagayan Valley	21-Nov-12	8:00 AM – 12 NN	Pulsar Hotel, Tuguegarao City	Ms. Blanca Nina A. Yabut, Statistician II
III - Central Luzon	14-Dec-12	8:00 AM – 12 NN	Epatha Social Action Center of Pampanga (SACOP), City of San Fernando, Pampanga	Ms. Mari-belle Dy, Statistician III
IVA - CALABARZON	6-Dec-12	8:30 AM – 12 NN	Montevista Hot spring and Conference Center, Calamba City	Ms. Juanita B. Soriano, Statistician IV
IVB - MIMAROPA	21-Nov-12	1:30 PM – 5:00 PM	Ferraren Hills Resort, Calapan City	Mr. Apolinar F. Oblea, Statistician IV
V - Bicol Region	21-Nov-12	8:30 AM – 3:00 PM	Hotel St. Ellis, Legaspi City	Mr. Glen G. Polo, Statistician II
VI - Western Visayas	12-Dec-12	8:30 AM – 2:00 PM	Iloilo Grand Tower, Iloilo City	Ms. Paula Monina G. Collado Deputy Administrator
VII - Central Visayas	21-Nov-12	9:00 AM – 12 NN	Golden Peak Tower, Cebu City	Mr. Emerson M. Aquino, Statistician III

Region	Date	Time	Venue	CO Resource Person
VIII - Eastern Visayas	21-Nov-12	1:30 PM – 5:00 PM	Alejandro Hotel, Tacloban City	Ms. Ma. Julieta P. Soliven, Statistician IV
IX – Zamboanga Peninsula	21-Nov-12	1:30 PM – 5:00 PM	Garden Orchid Hotel, Zamboanga City	Mr. Jonyper C. Molejon, Statistician II
X - Northern Mindanao	19-Nov-12	1:00 PM – 5:00 PM	Chali Beach Resort, Cagayan De Oro City	Ms. Cherilyn C. Cosico, Statistician II
XI - Davao Region	21-Nov-12	8:00 AM – 12 NN	Grand Regal Hotel, Davao City	Ms. Soraya De Guzman, Statistician IV
XII - SOCCSKSARGEN	17-Dec-12	8:30 AM – 12 NN	Fred Ann's Foodhaus, Koronadal City	Ms. Jean C. Floirendo, Statistician III
XIII - Caraga	18-Dec-12	9:00 AM – 2:30 PM	Almont Hotel's Inland Resort, Butuan City	Ms. Carole A. Blanco, Statistician III
ARMM	21-Nov-12	2:00 PM – 5:00 PM	Estosan Garden Hotel, Cotabato City	Ms. Nenita P. Rebarter, Statistician III

Special Releases for the 18 sections and economy-wide final results were made available to the general public at the NSO website prior to the availability of the publications. Final survey results were printed in 20 volumes as shown in Table 12. About 250 copies shall be printed for each volume of all sections except for Manufacturing and Wholesale and Retail Trade with 400 copies.

TABLE 12 Publication Volumes by Section

Volume Number	Section
I	Agriculture, Forestry and Fishing
II	Mining and Quarrying
III-A	Manufacturing (All Employment Sizes and TE of Less Than 20)
III-B	Manufacturing (TE of 20 and Over)
IV	Electricity, Gas, Steam and Air Conditioning Supply
V	Water Supply; Sewerage, Waste Management and Remediation Activities
VI	Construction
VII	Wholesale and Retail Trade; Repair of Motor Vehicles and Motorcycles
VIII	Transportation and Storage
IX	Accommodation and Food Service Activities
X	Information and Communication
XI	Financial and Insurance Activities
XII	Real Estate Activities
XIII	Professional, Scientific and Technical Activities

Volume Number	Section
XIV	Administrative and Support Service Activities
XV	Education
XVI	Human Health and Social Work Activities
XVII	Arts, Entertainment and Recreation
XVIII	Other Service Activities
XIX	Economy-Wide Results

Response Rate

The overall response rate at the national level was 95.14 percent. For establishments with total employment of less than 20, the response rate was 95.17 percent while that for establishments with total employment of 20 and over, 95.12 percent.

Response rate included receipts of “good” questionnaires, partially accomplished questionnaires, consolidated reports, reports of closed, cannot be located, moved out or transferred, out of scope, refusals, duplicates and referrals. Table 13 shows the response rate by industry section and by employment size.

TABLE 13 Response Rates by Section and by Employment Size

Section	Description	Response Rate		
		Total	Less than 20	20 and over
Philippines		95.1	95.2	95.1
A	Agriculture, Forestry and Hunting	97.4	95.5	98.1
B	Mining and Quarrying	93.2	93.7	92.8
C	Manufacturing	95.4	96.1	95.1
D	Electricity, Gas, Steam and Air Conditioning Supply	95.1	90.0	95.8
E	Water Supply, Sewerage, Waste Management and Remediation Activities	98.7	100.0	98.2
F	Construction	95.7	96.8	95.4
G	Wholesale and Retail Trade; Repair of Motor Vehicles and Motorcycles	94.1	93.4	94.5
H	Transportation and Storage	94.5	96.3	93.5
I	Accommodation and Food Service Activities	94.3	94.8	93.9
J	Information and Communication	96.4	96.9	95.4

Section	Description	Response Rate		
		Total	Less than 20	20 and over
K	Financial and Insurance Activities	91.6	91.1	92.4
L	Real Estate Activities	93.0	93.2	92.7
M	Professional, Scientific and Technical Activities	96.0	95.8	96.5
N	Administrative and Support Service Activities	94.5	95.6	93.8
P	Education	98.6	98.1	99.0
Q	Human Health and Social Work Activities	97.1	96.6	97.6
R	Arts, Entertainment and Recreation	97.4	97.8	96.8
S	Other Service Activities	95.9	96.0	95.4

Concepts and Definitions

Book value is the initial value or acquisition cost of tangible fixed assets less accumulated depreciation.

Capital participation refers to the claims of individuals against capital/equity by foreign and/or local investors.

Capital expenditures refer to the cost of acquisition of tangible fixed assets, intangible assets, and non-produced assets acquired in 2010 whether or not full payments have been made. Assets received from other establishments belonging to the same enterprise are valued as though purchased.

Cost refers to all expenses incurred during the year whether paid or payable. Valuation is at purchaser prices including taxes and other charges, net of rebates, returns and allowances. Goods and services received by the establishment from other establishments of the same enterprise are valued as though purchased.

Depreciation is the total amount set aside for the year to cover the decreases in value of tangible fixed assets owned by the establishment because of foreseen obsolescence, wear and tear as a result of operation and normal amount of accidental damage.

Economic activity is the establishment's source of income. If the establishment is engaged in several activities, its main economic activity is that which earns the biggest income or revenue.

Gross addition to tangible fixed assets is equal to capital expenditures less sale of fixed assets, including land.

Inventories refer to the stock of goods owned by and under the control of the establishment as of a fixed date, regardless of where the stocks are located. Valuation should be at current replacement cost in purchaser (market) prices. Replacement cost is the cost of an item in terms of its present price rather than its original cost.

Change in inventories is equivalent to the value of inventories at the end of the year less the value of inventories at the beginning of the year.

Losses and damages refer to the decrease in the book value of tangible fixed assets due to theft, major catastrophe, and other accidental destructions.

Major alterations and improvements are done to increase the performance or capacity of existing tangible fixed assets or to significantly extend their previous expected service lives.

New tangible fixed assets refer to brand new fixed assets acquired during the year, including directly or newly imported tangible fixed assets.

Revenue includes cash received and receivables for goods/products and by-products sold and services rendered. Valuation is at producer prices (ex-establishment), net of discounts, and allowances, including duties and taxes but excluding subsidies.

Salaries and wages are payments in cash or in kind to all employees, prior to deductions for employee's contributions to SSS/GSIS, withholding tax, etc. Included are total basic pay, overtime pay, and other benefits.

Other benefits include vacation, sick and maternity leave pay, bonuses, cost of living allowances, food, uniforms, housing, commissions paid for salaried employees, commutable transportation and representation allowances, and share of catch/harvest given to employees as salaries and wages. Excluded are costs of working clothes, reimbursable transportation and representation allowances, and separation, retirement, terminal pay, gratuities, etc.

Overtime pay is payment given for extra hours worked.

Sale of tangible fixed assets refer to the actual amount received/realized (**not** book value) from the sale of tangible fixed assets during the year including the value of tangible fixed assets transferred to other establishments of the same enterprise.

Social contributions refer to payments made by the employer on behalf of the employees. Examples are SSS, GSIS, Employees Compensation Commission (ECC), Phil health and PAG-IBIG.

Subsidies refer to special grants received from the government in the form of financial assistance or tax exemption or tax privilege given by the government to aid and develop an industry.

Tangible fixed assets are physical assets expected to have productive lives of more than one year and intended for use and/or being used by the establishment. Included are land, buildings, other structures and land improvements, transport equipments, machinery and other equipments, furniture, fixtures, and other fixed assets.

Tangible fixed assets produced on own account refer to the physical assets produced by the establishment for its own use. It is valued as the cost of all work put in place, including overhead.

Taxes on products and production refer to all taxes, other than income tax, incidental to the production or sale of goods and services that are chargeable as expenses including business license, BIR stamps, real estate tax and other local taxes.

Total employment is the number of persons who worked in for the establishment as of November 15, 2010.

Paid employees are all persons working in the establishment and receiving pay, as well as those working away from the establishment paid by and under the control of the establishment. Included are all employees on sick leave, paid vacation or holiday. Excluded are consultants, home workers, receiving pure commissions only, and workers on indefinite leave.

Unpaid workers are persons working for at least one third of the working time normal to the establishment and do not receive regular pay.

Working owners are owners who are actively engaged in the management but do not receive regular pay, i.e. not included in the payrolls. Managers and directors of corporations working for pay are reported as managers.

Used tangible fixed assets refer to those that have been used previously within the country.

Value added is gross output less intermediate cost. Computation of gross output for real estate activities sector varies per industry as presented below:

For PSIC **L68110, L68140, L68190 & L68200** is equal to the sum of Value of industrial services done for others; Value of non-industrial services done for others less Rent income from land; Commission and fees earned; Value of goods for resale; Other income; Capital expenditures produced on own account.

For PSIC **L68120 & L68130** is equal to the sum of Real estate sales (less Real estate sold); Value of industrial services done for others; Value of goods for resale; Other income; Capital expenditures produced on own account

Intermediate costs is equal to the sum of the following cost items: Materials and supplies used; Fuels, lubricants oils and greases used; Electricity and water purchased; Cost of industrial services done by others; Cost of Non-industrial services done by others less Rent expense for land; Research and experimental development; Environmental protection expense; Royalty fee; Franchise fee; Foreign exchange losses; Other cost; Change in other Inventories.

Kinds of Establishments

<i>Agriculture Establishment</i>	Farms, plantation, hacienda, ranch, or company engaged in the production of agricultural crops, livestock, poultry and other animals including animal products; firm providing agricultural, animal husbandry and horticultural services.
<i>Forestry Establishment</i>	Company engaged in logging operations; planting, replanting and conservation of forest; hunting, trapping and game propagation.
<i>Fishing Establishment</i>	Firm or company engaged in ocean, coastal and inland fishing; operation of fish farms, fishponds, fish pen; pearl farms and other fishing activities.
<i>Mining Establishment</i>	Mining camp engaged in the exploration, extraction, dressing and beneficiating of minerals such as coal and ores, crude petroleum and natural gas.
<i>Quarrying Establishments</i>	Firm or company engaged in the extraction from the earth of building and monumental stone, clay, sand and gravel; guano gathering and salt evaporation.

<i>Manufacturing Establishment</i>	Shop, factory, bakery, millwork, distillery, refinery, cannery, abattoir, brewery, foundry, tannery or plant engaged in manufacturing processing, fabricating of finishing products, mechanically or manually, including the assembly of the component parts of manufactured products and the substantial alteration, reconstruction and repair of special types of goods.
<i>Electricity Establishment</i>	Plant engaged in the generation, transmission, and/or distribution of electric energy for sale to users, or one, which produces electricity for its parent enterprise.
<i>Water Supply Establishment</i>	Water system/waterworks engaged in the collection, purification and distribution of water to users.
<i>Construction Establishment</i>	General contractor engaged in the construction, repair or demolition of buildings, highways, airports and other structures; land leveling; earth moving and land reclamation; specialty contractor engaged in specialized trade or craft like electrical installation, plumbing, painting, air conditioning, well drilling, installation of doors and windows and other work on component parts of the structure.
<i>Wholesale Trade and Commission Trade Establishment</i>	Store, shop, office, bazaar, arcade or emporium engaged in the (a) resale (sale without transformation) of new and used goods (in bulk) to retailers, industrial/commercial/institutional/ professional users, or to other wholesalers and (b) trading on behalf and on the account of others.
<i>Retail Trade Establishment</i>	Department store, hypermart, convenience store, variety store, shop, mart, bazaar, sari-sari store, pharmacy, supermarket, grocery, arcade or emporium engaged in the resale (sale without transformation) of new and used goods to the general public.
<i>Repair Service Establishment</i>	Shop specializing in the repair of consumer goods like footwear, luggage, handbags and gloves and other leather goods; electrical appliances, and equipment as television and radio receivers, refrigerators, washing machines, ironers, vacuum cleaners, toasters, motor vehicles including motorcycles; watch, clock and jewelry; bicycles; typewriters, cameras, binoculars, musical instruments, umbrellas, etc.
<i>Food and Drinks Service Establishment</i>	Restaurant, bar, lounge, salon, parlor, kiosk, club, counter, café, canteen engaged in the sale of prepared food and drinks generally for consumption within the premises.
<i>Lodging and Rooming Service Establishment</i>	Hotel, motel, resort, inn, lodge, camp, dormitory or lodging house engaged in the provision of lodging facilities, to the general public on lease, rental or fee basis.
<i>Transport Establishment</i>	Bus line, air line, shipping line, agency, broker or transport operator engaged in providing (a) vehicles for the transport to passenger or freight through regular scheduled operation, charter, rental or fee basis, and (b) services incidental to transport such as maintenance and operation of piers, terminals, depots; pilotage, forwarding packing and crating.
<i>Storage and Warehousing Establishment</i>	Brokerage, agency or office engaged in the operation of storage facilities and warehouse for hire by the general public for storage of such items as farm products, food, furniture, and other household goods, textiles and lumber.

<i>Telecommunication Establishment</i>	Station, office or agency engaged in the transmission of sound, images, data or other information via cables, broadcasting, relay, or satellite.
<i>Financial Establishment</i>	Bank, savings and loan association, credit institution, pawnshop, financial institution, trust company, investment company, pawn broker, or institution engaged in accepting of deposits, granting loans and the investment of money; dealer, broker or office engaged in investment research and counseling, check cashing, stock quotation, foreign exchange dealing and other financial services.
<i>Insurance, Pre-Need Plan Companies and Pension Funding Establishment</i>	Life insurance companies; non-life insurance for fire, marine, accident, health, title, financial obligation, casualty, fidelity and surety; agents and brokers servicing insurance carriers, consultant for policyholders; fund managers.
<i>Real Estate Establishment</i>	Realtor, developer, agency, broker, lessor or companies engaged in the operating, developing, subdividing, buying and selling of real estate including cemetery lots and columbary.
<i>Business Service Establishment</i>	Office, agency or firm engaged in (a) rental and leasing of machinery and equipment, audio-video machines, tapes and records, sports and recreational equipment; (b) computer-related activities; (c) legal, accounting, bookkeeping, research and development, advertising and other technical services; (d) cleaning of offices, shops, and factories; (e) photographic activities; (f) basic and general research in the biological, physical and social sciences; (g) transcription activities (medical, legal); and (h) call centers.
<i>Sanitary Establishment</i>	Company engaged in the collection and disposal of garbage, sewage and human waste.
<i>Social Service Establishment</i>	School, college, university or seminary offering educational services; a clinic, hospital, sanitarium, nursing home or a similar institution offering medical, dental and other health and veterinary services; a home orphanage, society, center or agency engaged in providing social welfare services.
<i>Recreational and Cultural Service Establishment</i>	Motion picture producer, booking agency, movie house, theater, radio and television station and studio, stage and opera company, band, orchestra, ticket agency, library, museum, dance hall, bowling alley, park, beach, swimming pool, sports club, gallery, skating rink race track or golf course engaged in providing entertainment, amusement and recreational services.
<i>Personal Service Establishment</i>	A laundry shop, barber shop, massage clinic, beauty parlor, funeral parlor, fortune telling shop and such engaged in rendering various specialized service to the general public.

Symbols and Abbreviations Used in Statistical Tables

s	suppressed data to avoid disclosure of individual establishment's data
}	combined data of two or more industries or regions
-	zero
n.e.c	not elsewhere classified

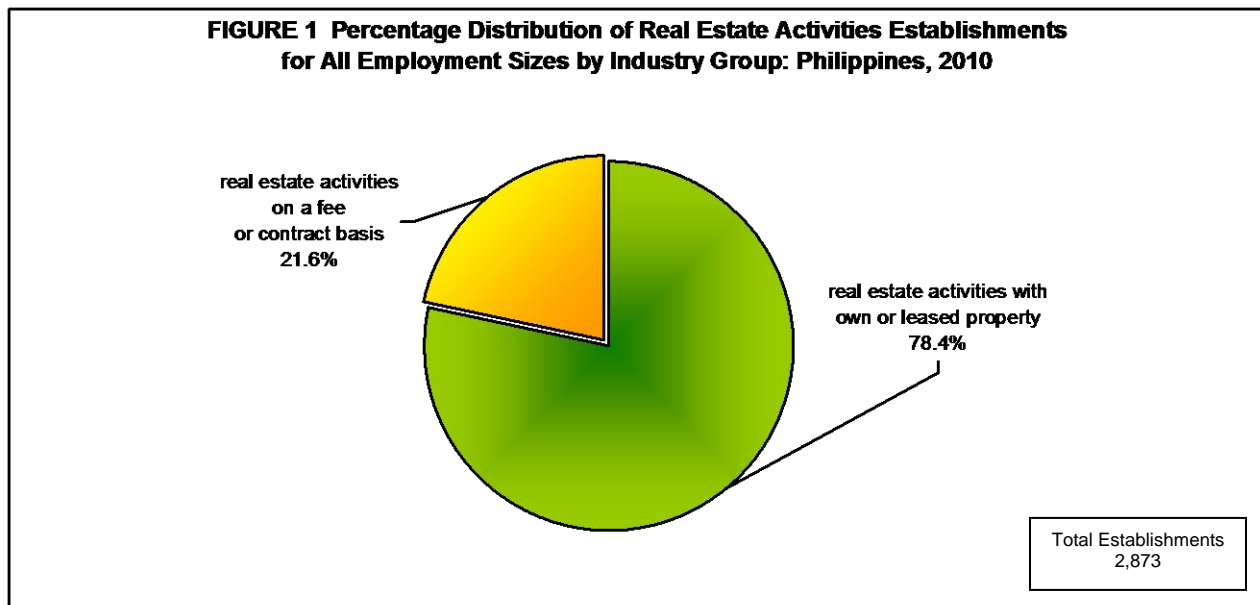
BRIEF ANALYSIS

Number of Establishments

Find results of the 2010 Annual Survey of Philippine Business and Industry (ASPBI) showed that a total of 2,873 establishments were engaged in real estate activities. About 86.8 percent (2,493) belong to establishments with total employment of less than 20 while 13.2 percent (380) were establishments with total employment of 20 and over.

Across region, for total employment of 20 and over, NCR obtained 76.8 percent (292) of the total establishments, followed by Central Visayas and CALABARZON with 5.0 percent and 4.5 percent, respectively. The remaining region aggregates less than 4.0 percent of its share to total establishments.

About 8 out of 10 establishments were engaged in real estate activities with own or leased property. Figure 1 shows the percentage distribution for all real estate activities establishments by industry group.



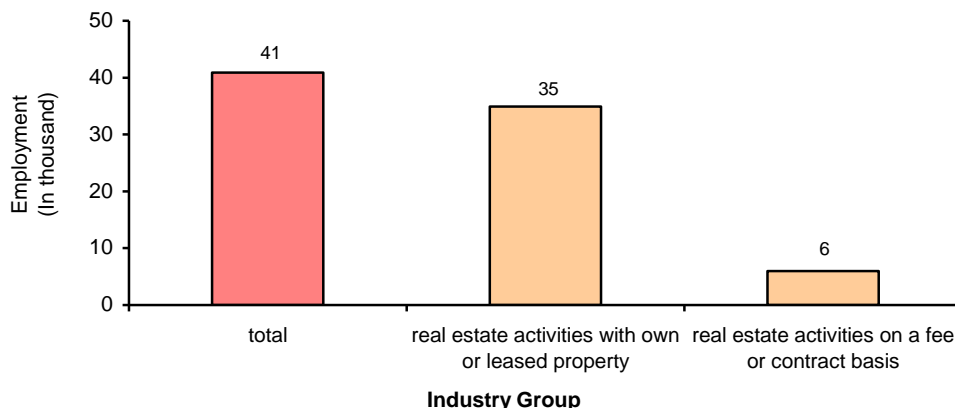
Employment

The sector employed a total of 40,854 workers in 2010. Of the total, almost all (97.8%) were paid employees and the rest were working owners or unpaid workers.

Across region, establishments in NCR were the top employer with 18,890 employees (76.2%) for total employment of 20 and over while establishments in Cordillera Administrative Region hired the least with 22 workers.

Being the dominant industry, real estate activities with own or leased property likewise employed more workers with 34,901 or 85.4 percent of the total. Real estate activities on a fee or contract basis accounted for the remaining 14.6 percent (5,953). Figure 2 shows the employment for all real estate activities establishments by industry group.

FIGURE 2 Employment for Real Estate Activities Establishments for All employment Sizes by Industry Group: Philippines, 2010



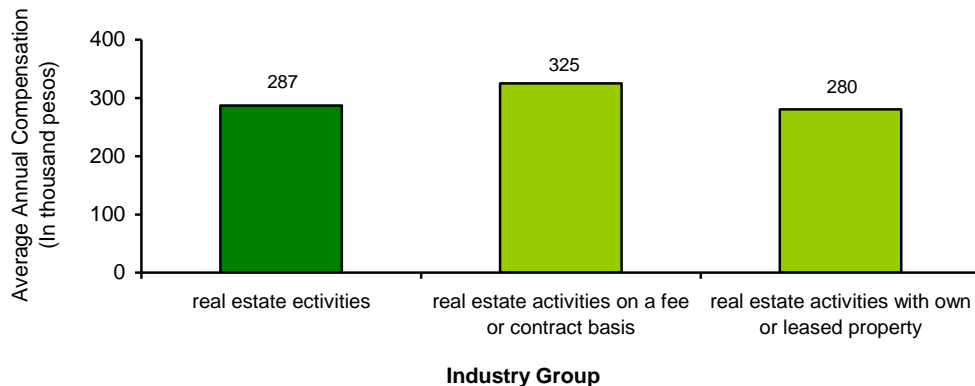
Compensation

In 2010, the sector paid a total compensation of PHP11.5 billion, equivalent to an average annual compensation of PHP286,778 per paid employee. About 90.5 percent (PHP10.4 billion) of the total was allotted for gross salaries and wages and the remaining 9.5 percent (PHP1.1 billion), for the combined employer's contribution to SSS/GSIS and the like (4.8%), and separation, retirement, terminal pay, gratuities and others (4.7%).

At the regional level, NCR received the highest compensation amounting to PHP7.3 billion (88.3%) followed by Central Visayas with PHP257 million (3.1%) and CALABARZON with PHP236 million (2.9%). The remaining regions got less than three percent share of the sector's total compensation.

About 83.7 percent of the total compensation was paid by real estate activities with own or leased property while the remaining 16.3 percent, by real estate activities on a fee or contract basis.

FIGURE 3 Average Annual Compensation for Real Estate Activities Establishments for All Employment Sizes by Industry Group: Philippines, 2010



Workers in real estate activities on a fee or contract basis received higher average annual compensation (PHP324,989) than those in real estate activities with own or leased property (PHP280,342). Figure 3 shows the average annual compensation for all real estate activities establishments by industry group.

Revenue

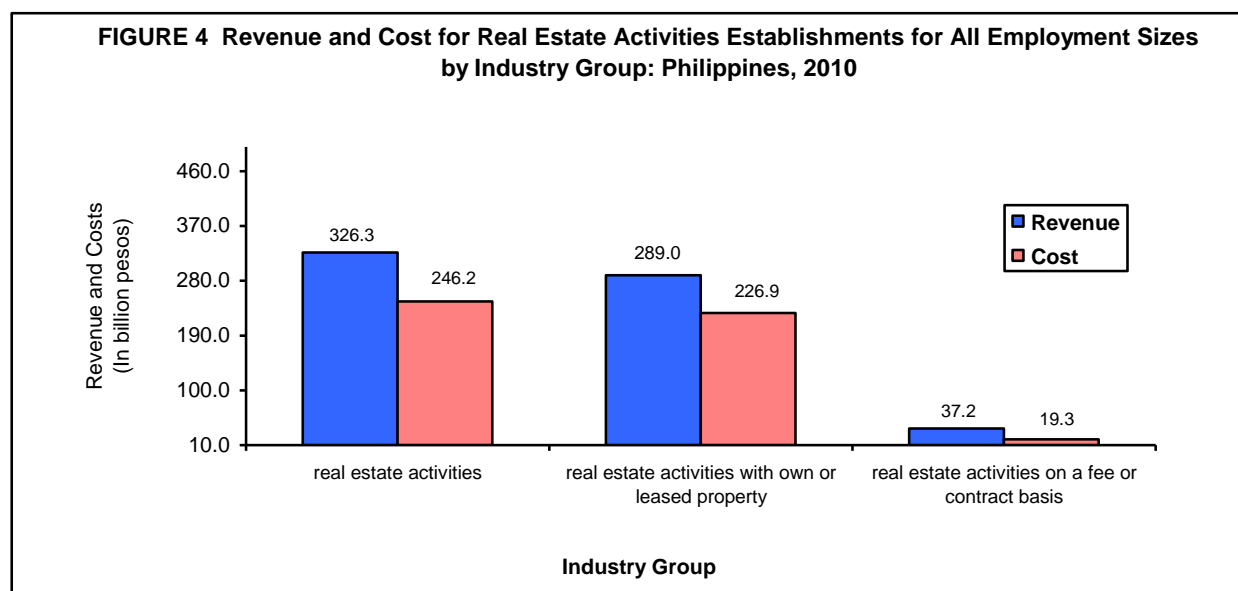
Gross revenue realized by the sector reached PHP326.3 billion in 2010.

Regionwise, NCR earned the highest revenue with PHP230.9 billion (83.9%) for establishments with total employment of 20 and over. This was followed by Western Visayas with PHP28.9 billion (10.5%).

Real estate activities with own or leased property contributed 88.6 percent (PHP289 billion) while real estate activities on a fee or contract basis shared 11.4 percent (PHP37.2 billion).

Cost

Total cost (excluding compensation paid to employees) amounted to PHP246.2 billion in 2010. As the main contributor in revenue real estate activities with own or leased property also incurred higher cost with PHP226.9 billion (92.2%). Figure 4 shows the revenue and cost for all real estate activities establishments by industry group.



For establishments with total employment of 20 and over, NCR incurred the highest cost of PHP190.3 billion (88.5%) followed by Western Visayas with PHP14.1 billion (6.6%). Caraga spent the least among the region with PHP3.6 million .

Value Added

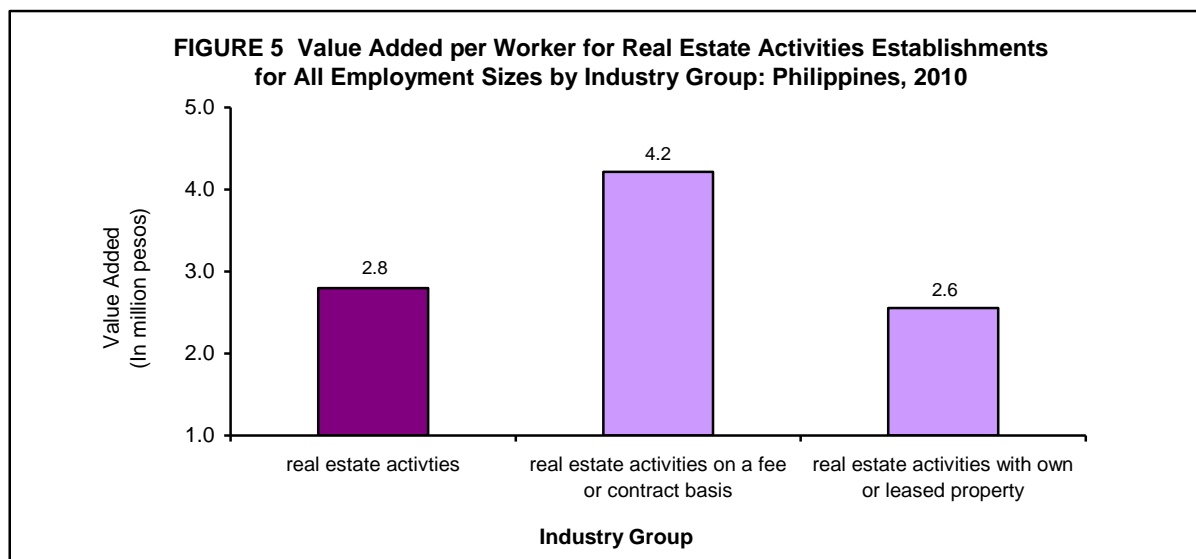
Value added derived by real estate activities sector totaled to PHP114.3 billion in 2010.

Real estate activities with own or leased property registered higher value added (PHP89.2 billion or 78%) than real estate activities on a fee or contract basis (PHP25.1 billion or 22%).

Among regions, NCR contributed the largest share in value added with PHP66.0 billion (68.9%). This was followed by Western Visayas with PHP21.1 billion (22.0%) while the remaining regions aggregated to PHP8.6 billion (9.0%) of the sector's total value added.

Labor Productivity

Value added per worker, a measure of labor productivity, was estimated at PHP2.8 million. Real estate activities on a fee or contract basis led the sector with PHP4.2 million. Real estate with own or leased property recorded a little bit lower ratio with PHP2.6 million. Figure 5 shows the value added per worker for all real estate activities establishments by industry group.



Change in Inventories

Total change in inventories (ending less beginning inventory) amounted to PHP19.1 billion in 2010. Real estate activities with own or leased property derived a positive value of PHP19.1 billion. On the other hand, real estate activities on a fee or contract basis recorded a negative value of PHP1.8 million.

Gross addition to tangible fixed assets

Gross addition to tangible fixed assets (capital expenditures less sale of tangible fixed assets) acquired by the sector reached PHP10.9 billion.

Real estate activities with own or leased property acquired bigger gross addition to tangible fixed assets with PHP10.2 billion. Real estate activities on a fee or contract basis got a smaller amount with PHP664.6 million.

TABLE A Summary Statistics for Real Estate Activities Establishments for All Employment Sizes by Industry Group: Philippines, 2010

(Value in thousand pesos. Details may not add up to total due to rounding and/or statistical disclosure control)

2009 PSIC Code	Industry Description	Number of Establishments	Employment as of November 15		Total Compensation	Total Revenue
			Total	Paid Employees		
		(1)	(2)	(3)	(4)	(5)

	Philippines	2,873	40,854	39,948	11,456,222	326,280,005
L681	Real estate activities with own or leased property	2,253	34,901	34,189	9,584,612	289,038,257
L682	Real estate activities on a fee or contract basis	620	5,953	5,759	1,871,610	37,241,748

2009 PSIC Code	Industry Description	Total Cost	Value Added	Gross Addition to Tangible Fixed Assets	Change in Inventories	Subsidies
		(6)	(7)	(8)	(9)	(10)

	Philippines	246,189,833	114,294,257	10,893,151	19,128,246	-
L681	Real estate activities with own or leased property	226,897,333	89,194,997	10,228,560	19,130,078	-
L682	Real estate activities on a fee or contract basis	19,292,500	25,099,259	664,592	(1,832)	-

TABLE B Summary Statistics for Real Estate Activities Establishments with Total Employment of 20 and Over by Industry Group: Philippines, 2010

(Value in thousand pesos. Details may not add up to total due to rounding and/or statistical disclosure control)

2009 PSIC Code	Industry Description	Number of Establishments	Employment as of November 15		Total Compensation	Total Revenue
			Total	Paid Employees		
		(1)	(2)	(3)	(4)	(5)

	Philippines	380	24,775	24,748	8,215,656	275,254,615
L681	Real estate activities with own or leased property	336	21,833	21,809	7,156,277	242,145,684
L682	Real estate activities on a fee or contract basis	44	2,942	2,939	1,059,379	33,108,931

2009 PSIC Code	Industry Description	Total Cost	Value Added	Gross Addition to Tangible Fixed Assets	Change in Inventories	Subsidies
		(6)	(7)	(8)	(9)	(10)

	Philippines	215,047,127	95,745,740	9,580,048	24,887,292	-
L681	Real estate activities with own or leased property	198,600,254	72,477,261	9,453,330	24,889,307	-
L682	Real estate activities on a fee or contract basis	16,446,873	23,268,479	126,718	(2,015)	-

TABLE C Summary Statistics for Real Estate Activities Establishments with Total Employment of Less Than 20 by Industry Group: Philippines, 2010

(Value in thousand pesos. Details may not add up to total due to rounding and/or statistical disclosure control)

2009 PSIC Code	Industry Description	Number of Establishments	Employment as of November 15		Total Compensation	Total Revenue
			Total	Paid Employees		
		(1)	(2)	(3)	(4)	(5)

	Philippines	2,493	16,075	15,197	3,240,565	51,025,390
L681	Real estate activities with own or leased property	1,917	13,066	12,379	2,428,334	46,892,573
L682	Real estate activities on a fee or contract basis	576	3,009	2,818	812,231	4,132,817

2009 PSIC Code	Industry Description	Total Cost	Value Added	Gross Addition to Tangible Fixed Assets	Change in Inventories	Subsidies
		(6)	(7)	(8)	(9)	(10)

	Philippines	31,142,706	18,548,516	1,313,103	(5,759,047)	-
L681	Real estate activities with own or leased property	28,297,079	16,717,736	775,229	(5,759,229)	-
L682	Real estate activities on a fee or contract basis	2,845,628	1,830,780	537,874	183	-

TABLE D Summary Statistics for Real Estate Activities Establishments with Total Employment of 20 and Over by Region: Philippines, 2010

(Value in thousand pesos. Details may not add up to total due to rounding and/or statistical disclosure control)

Region	Number of Establishments	Employment as of November 15		Total Compensation	Total Revenue
		Total	Paid Employees		
	(1)	(2)	(3)	(4)	(5)
Philippines	380	24,775	24,748	8,215,656	275,254,615
National Capital Region	292	18,890	18,868	7,257,302	230,887,959
III - Central Luzon	13	1,468	1,468	149,487	5,488,349
IVA - CALABARZON	17	1,532	1,532	235,914	1,744,456
Rest of Luzon	9	259	257	23,297	235,896
Visayas Region	32	1,648	1,645	371,402	34,707,537
Mindanao Region	17	978	978	178,253	2,190,416

Region	Total Cost	Value Added	Gross Addition to Tangible Fixed Assets	Change in Inventories	Subsidies
	(6)	(7)	(8)	(9)	(10)
Philippines	215,047,127	95,745,740	9,580,048	24,887,292	-
National Capital Region	190,308,447	66,015,321	7,481,972	23,951,738	-
III - Central Luzon	3,279,638	3,999,511	5,723	83,333	-
IVA - CALABARZON	1,341,043	994,738	38,842	269,841	-
Rest of Luzon	230,203	78,265	19,680	(5,856)	-
Visayas Region	18,513,052	23,736,077	1,996,866	629,334	-
Mindanao Region	1,374,744	921,831	36,965	(41,096)	-

TABLE E Number of Establishments and Employment by Type and Sex of Worker for Real Estate Activities Establishments
for All Employment Sizes by Industry Group: Philippines, 2010

(Details may not add up to total due to rounding and/or statistical disclosure control)

2009 PSIC Code	Industry Description	Number of Establishments	Employment as of November 15						
			Total		Paid		Unpaid		
			Male	Female	Male	Female	Male	Female	
			(1)	(2)	(3)	(4)	(5)	(6)	(7)
	Philippines	2,873	22,487	18,367	22,009	17,939	478	428	
L681	Real estate activities with own or leased property	2,253	19,138	15,763	18,770	15,419	368	344	
L682	Real estate activities on a fee or contract basis	620	3,349	2,604	3,239	2,520	110	84	

TABLE E.1 Number of Establishments and Compensation of Paid Employees for Real Estate Activities Establishments
for All Employment Sizes by Industry Group: Philippines, 2010

(Value in thousand pesos. Details may not add up to total due to rounding and/or statistical disclosure control)

2009 PSIC Code	Industry Description	Number of Establishments	Compensation			
			Total	Gross Salaries and Wages	Employer's Contribution to SSS/GSIS, ECC, PhilHealth, PAG-IBIG, etc.	Separation, Retirement/ Terminal Pay, Gratuities and others
		(1)	(2)	(3)	(4)	(5)
	Philippines	2,873	11,456,222	10,373,430	547,238	535,554
L681	Real estate activities with own or leased property	2,253	9,584,612	8,652,465	453,568	478,579
L682	Real estate activities on a fee or contract basis	620	1,871,610	1,720,965	93,670	56,975

TABLE F1 Indicators for Real Estate Activities Establishments for All Employment Sizes by Industry Group: Philippines, 2010

2009 PSIC Code	Industry Description	Average Number of Workers Per Establishment	Average Annual Compensation	Revenue Per Cost	Revenue Per Worker	Value Added Per Worker
		(1)	(2)	(4)	(5)	(6)
	Philippines	14	286,778	1.33	7,986,489	2,797,627
L681	Real estate activities with own or leased property	15	280,342	1.27	8,281,661	2,555,657
L682	Real estate activities on a fee or contract basis	10	324,989	1.93	6,255,963	4,216,237

TABLE F2 Indicators for Real Estate Activities Establishments with Total Employment of 20 and Over by Industry Group: Philippines, 2010

2009 PSIC Code	Industry Description	Average Number of Workers Per Establishment	Average Annual Compensation	Revenue Per Cost	Revenue Per Worker	Value Added Per Worker
		(1)	(2)	(4)	(5)	(6)
	Philippines	65	331,973	1.28	11,110,176	3,864,611
L681	Real estate activities with own or leased property	65	328,134	1.22	11,090,811	3,319,620
L682	Real estate activities on a fee or contract basis	67	360,456	2.01	11,253,885	7,909,068

TABLE F3 Indicators for Real Estate Activities Establishments with Total Employment of Less than 20 by Industry Group: Philippines, 2010

2009 PSIC Code	Industry Description	Average Number of Workers Per Establishment	Average Annual Compensation	Revenue Per Cost	Revenue Per Worker	Value Added Per Worker
		(1)	(2)	(4)	(5)	(6)
	Philippines	6	213,237	1.64	3,174,208	1,153,873
L681	Real estate activities with own or leased property	7	196,166	1.66	3,588,900	1,279,484
L682	Real estate activities on a fee or contract basis	5	288,230	1.45	1,373,485	608,435

Statistical Tables

For All Employment Sizes

National Tables

TABLE 1 Summary Statistics for Real Estate Activities Establishments for All Employment Sizes by Industry Sub-Class: Philippines, 2010

(Value in thousand pesos. Details may not add up to total due to rounding and/or statistical disclosure control)

2009 PSIC Code	Industry Description	Number of Establishments	Employment as of November 15		Total Compensation	Total Revenue
			Total	Paid Employees		
		(1)	(2)	(3)	(4)	(5)
Philippines		2,873	40,854	39,948	11,456,222	326,280,005
L68110	Real estate buying, selling, renting, leasing and operating of self-owned/leased apartment buildings, non-residential and dwellings	582	6,804	6,627	2,195,306	33,467,063
L68120	Real estate buying, developing, subdividing and selling	1,447	25,643	25,159	6,893,328	252,678,321
L68130	Cemetery and columbarium development, selling, renting, leasing and operating of self-owned cemetery/columbarium (including burial crypt)	181	2,120	2,073	441,140	2,382,805
L68140	Renting or leasing services of residential properties	28	205	201	29,527	356,919
L68190	Other real estate activities with own or leased property	15	129	129	25,311	153,150
L68200	Real estate activities on a fee or contract basis	620	5,953	5,759	1,871,610	37,241,748

2009 PSIC Code	Industry Description	Total Cost	Value Added	Gross Additions to Fixed Assets	Change in Inventories	Subsidies
		(6)	(7)	(8)	(9)	(10)
Philippines		246,189,833	114,294,257	10,893,151	19,128,246	-
L68110	Real estate buying, selling, renting, leasing and operating of self-owned/leased apartment buildings, non-residential and dwellings	18,194,236	22,913,762	142,083	20,119	-
L68120	Real estate buying, developing, subdividing and selling	206,698,915	65,392,234	9,917,482	19,508,669	-
L68130	Cemetery and columbarium development, selling, renting, leasing and operating of self-owned cemetery/columbarium (including burial crypt)	1,616,297	563,126	44,215	(398,257)	-
L68140	Renting or leasing services of residential properties	280,547	234,054	169,840	(454)	-
L68190	Other real estate activities with own or leased property	107,338	91,822	(45,060)	-	-
L68200	Real estate activities on a fee or contract basis	19,292,500	25,099,259	664,592	(1,832)	-

TABLE 2 Number of Establishments and Employment by Type and Sex of Worker for Real Estate Activities Establishments for All Employment Sizes
by Industry Sub-Class: Philippines, 2010

(Details may not add up to total due to rounding and/or statistical disclosure control)

2009 PSIC Code	Industry Description	Number of Establishments	Employment as of November 15					
			Total		Paid		Unpaid	
			Male	Female	Male	Female	Male	Female
		(1)	(2)	(3)	(4)	(5)	(6)	(7)
Philippines		2,873	22,487	18,367	22,009	17,939	478	428
L68110	Real estate buying, selling, renting, leasing and operating of self-owned/leased apartment buildings, non-residential and dwellings	582	4,006	2,798	3,923	2,704	83	94
L68120	Real estate buying, developing, subdividing and selling	1,447	13,445	12,198	13,193	11,966	252	232
L68130	Cemetery and columbarium development, selling, renting, leasing and operating of self-owned cemetery/columbarium (including burial crypt)	181	1,455	665	1,424	649	31	16
L68140	Renting or leasing services of residential properties	28	139	66	137	64	2	2
L68190	Other real estate activities with own or leased property	15	93	36	93	36	-	-
L68200	Real estate activities on a fee or contract basis	620	3,349	2,604	3,239	2,520	110	84

TABLE 3 Number of Establishments and Compensation of Paid Employees for Real Estate Activities Establishments for All Employment Sizes
by Industry Sub-class: Philippines, 2010

(Value in thousand pesos. Details may not add up to total due to rounding and/or statistical disclosure control)

2009 PSIC Code	Industry Description	Number of Establishments	Compensation			
			Total	Gross Salaries and Wages	Employer's Contribution to SSS/GSIS, ECC, PhilHealth, PAG-IBIG, etc.	Separation, Retirement/ Terminal Pay, Gratuities and others
		(1)	(2)	(3)	(4)	(5)
Philippines		2,873	11,456,222	10,373,430	547,238	535,554
L68110	Real estate buying, selling, renting, leasing and operating of self-owned/leased apartment buildings, non-residential and dwellings	582	2,195,306	2,100,192	69,907	25,207
L68120	Real estate buying, developing, subdividing and selling	1,447	6,893,328	6,096,716	353,644	442,968
L68130	Cemetery and columbarium development, selling, renting, leasing and operating of self-owned cemetery/columbarium (including burial crypt)	181	441,140	405,740	25,675	9,726
L68140	Renting or leasing services of residential properties	28	29,527	26,984	1,864	679
L68190	Other real estate activities with own or leased property	15	25,311	22,833	2,478	-
L68200	Real estate activities on a fee or contract basis	620	1,871,610	1,720,965	93,670	56,975

TABLE 4 Number of Establishments and Revenue by Type for Real Estate Activities Establishments for All Employment Sizes
by Industry Sub-Class: Philippines, 2010

(Value in thousand pesos. Details may not add up to total due to rounding and/or statistical disclosure control)

2009 PSIC Code	Industry Description	Number of Establishments	Revenue					
			Total	Real Estate Sales	Commissions and Fees Earned	Income from Renting of Land, Building and Structures	Interest Income	Dividend Income
		(1)	(2)	(3)	(4)	(5)	(6)	(7)

Philippines		2,873	326,280,005	217,760,597	32,434,164	41,803,501	15,592,449	3,932,184
L68110	Real estate buying, selling, renting, leasing and operating of self-owned/leased apartment buildings, non-residential and dwellings	582	33,467,063	-	-	30,303,265	498,988	1,473,120
L68120	Real estate buying, developing, subdividing and selling	1,447	252,678,321	215,784,130	-	10,736,148	14,680,630	2,275,755
L68130	Cemetery and columbarium development, selling, renting, leasing and operating of self-owned cemetery/columbarium (including burial crypt)	181	2,382,805	1,976,468	-	38,966	86,301	1,827
L68140	Renting or leasing services of residential properties	28	356,919	-	-	335,759	744	-
L68190	Other real estate activities with own or leased property	15	153,150	-	-	153,150	-	-
L68200	Real estate activities on a fee or contract basis	620	37,241,748	-	32,434,164	236,214	325,786	181,482

2009 PSIC Code	Industry Description	Revenue						
		Value of Goods for Resale	Industrial Services Done for Others	Other Non- industrial Services Done for Others	Royalty Income	Franchise Income	Foreign Exchange Gains	Other Income
		(8)	(9)	(10)	(11)	(12)	(13)	(14)

Philippines		335,492	5,218	3,246,455	1,945	-	189,759	10,978,241
L68110	Real estate buying, selling, renting, leasing and operating of self-owned/leased apartment buildings, non-residential and dwellings	304,239	705	108,740	1,945	-	84,852	691,209
L68120	Real estate buying, developing, subdividing and selling	31,253	4,029	2,659,638	-	-	80,812	6,425,927
L68130	Cemetery and columbarium development, selling, renting, leasing and operating of self-owned cemetery/columbarium (including burial crypt)	-	-	254,940	-	-	3,679	20,624
L68140	Renting or leasing services of residential properties	-	-	-	-	-	20,416	-
L68190	Other real estate activities with own or leased property	-	-	-	-	-	-	-
L68200	Real estate activities on a fee or contract basis	-	483	223,137	-	-	-	3,840,481

TABLE 4.1 Number of Establishments and Revenue from Main Activity by Type of Transaction for Real Estate Activities Establishments for All Employment Sizes by Industry Sub-Class: Philippines, 2010

(Value in thousand pesos. Details may not add up to total due to rounding and/or statistical disclosure control)

2009 PSIC Code	Industry Description	Number of Establishments	Revenue from Main Activity		
			Total	Transactions Within the Country	Transactions Outside the Country
		(1)	(2)	(3)	(4)
Philippines		2,873	-	-	-
L68110	Real estate buying, selling, renting, leasing and operating of self-owned/leased apartment buildings, non-residential and dwellings	582	-	-	-
L68120	Real estate buying, developing, subdividing and selling	1,447	-	-	-
L68130	Cemetery and columbarium development, selling, renting, leasing and operating of self-owned cemetery/columbarium (including burial crypt)	181	-	-	-
L68140	Renting or leasing services of residential properties	28	-	-	-
L68190	Other real estate activities with own or leased property	15	-	-	-
L68200	Real estate activities on a fee or contract basis	620	-	-	-

TABLE 4.2 Number of Establishments and Value of Non-Industrial Services Done for Others by Type for Real Estate Activities Establishments for All Employment Sizes by Industry Sub-Class: Philippines, 2010

(Value in thousand pesos. Details may not add up to total due to rounding and/or statistical disclosure control)

2009 PSIC Code	Industry Description	Number of Establishments	Non-Industrial Services Done for Others				
			Total	Rent Income from Land	Rental Income from Building and Structures	Other Rental Income	Other Non- Industrial Services
		(1)	(2)	(3)	(4)	(5)	(6)
Philippines		2,873	45,049,956	1,555,926	40,247,574	-	3,246,455
L68110	Real estate buying, selling, renting, leasing and operating of self-owned/leased apartment buildings, non-residential and dwellings	582	30,412,005	-	30,303,265	-	108,740
L68120	Real estate buying, developing, subdividing and selling	1,447	13,395,785	1,430,294	9,305,853	-	2,659,638
L68130	Cemetery and columbarium development, selling, renting, leasing and operating of self-owned cemetery/columbarium (including burial crypt)	181	293,906	9,624	29,342	-	254,940
L68140	Renting or leasing services of residential properties	28	335,759	-	335,759	-	-
L68190	Other real estate activities with own or leased property	15	153,150	-	153,150	-	-
L68200	Real estate activities on a fee or contract basis	620	459,351	116,009	120,205	-	223,137

TABLE 5 Number of Establishments and Cost by Type for Real Estate Activities Establishments for All Employment Sizes
by Industry Sub-Class: Philippines, 2010

(Value in thousand pesos. Details may not add up to total due to rounding and/or statistical disclosure control)

2009 PSIC Code	Industry Description	Number of Establishments	Cost			
			Total	Real Estate Purchased for Sale	Materials and Supplies Purchased	Fuels, Lubricants, Oils and Greases Purchased
		(1)	(2)	(3)	(4)	(5)

Philippines		2,873	246,189,833	144,834,527	2,928,875	989,029
L68110	Real estate buying, selling, renting, leasing and operating of self-owned/leased apartment buildings, non-residential and dwellings	582	18,194,236	-	328,778	89,532
L68120	Real estate buying, developing, subdividing and selling	1,447	206,698,915	144,435,421	1,572,075	745,703
L68130	Cemetery and columbarium development, selling, renting, leasing and operating of self-owned cemetery/columbarium (including burial crypt)	181	1,616,297	399,106	151,973	57,946
L68140	Renting or leasing services of residential properties	28	280,547	-	10,793	5,520
L68190	Other real estate activities with own or leased property	15	107,338	-	2,303	152
L68200	Real estate activities on a fee or contract basis	620	19,292,500	-	862,952	90,176

2009 PSIC Code	Industry Description	Cost				
		Electricity and Water Purchased	Industrial Services Done by Others	Cost of Non- Industrial Services Done by Others	Interest Expense	Taxes on Product and Production
		(6)	(7)	(8)	(9)	(10)

Philippines		10,323,555	3,381,293	45,470,575	11,448,521	8,109,248
L68110	Real estate buying, selling, renting, leasing and operating of self-owned/leased apartment buildings, non-residential and dwellings	1,845,434	518,995	4,515,010	2,059,217	1,680,699
L68120	Real estate buying, developing, subdividing and selling	4,868,726	2,168,015	33,592,579	7,439,038	4,718,813
L68130	Cemetery and columbarium development, selling, renting, leasing and operating of self-owned cemetery/columbarium (including burial crypt)	98,373	107,370	488,079	20,303	70,046
L68140	Renting or leasing services of residential properties	30,731	10,203	87,679	62,686	17,892
L68190	Other real estate activities with own or leased property	37,361	-	21,286	2,775	6,982
L68200	Real estate activities on a fee or contract basis	3,442,930	576,710	6,765,943	1,864,502	1,614,817

TABLE 5 Number of Establishments and Cost by Type for Real Estate Activities Establishments for All Employment Sizes
by Industry Sub-Class: Philippines, 2010 *(Concluded)*

(Value in thousand pesos. Details may not add up to total due to rounding and/or statistical disclosure control)

2009 PSIC Code	Industry Description	Cost				
		Goods Purchased for Resale	Research and Experimental Development	Environmental Protection Expense	Bad and Doubtful Debts	Depreciation of Fixed Assets
		(11)	(12)	(13)	(14)	(15)

	Philippines	266,804	-	13,911	535,437	13,889,888
L68110	Real estate buying, selling, renting, leasing and operating of self-owned/leased apartment buildings, non-residential and dwellings	245,572	-	-	396,056	4,668,861
L68120	Real estate buying, developing, subdividing and selling	21,232	-	503	97,731	4,978,941
L68130	Cemetery and columbarium development, selling, renting, leasing and operating of self-owned cemetery/columbarium (including burial crypt)	-	-	157	22,994	178,970
L68140	Renting or leasing services of residential properties	-	-	-	200	50,998
L68190	Other real estate activities with own or leased property	-	-	-	-	36,253
L68200	Real estate activities on a fee or contract basis	-	-	13,251	18,456	3,975,866

2009 PSIC Code	Industry Description	Cost			
		Foreign Exchange Losses	Royalty Fee	Franchise Fee	Other Cost
		(16)	(17)	(18)	(19)

	Philippines	184,888	9,601	627	3,803,055
L68110	Real estate buying, selling, renting, leasing and operating of self-owned/leased apartment buildings, non-residential and dwellings	76,454	-	-	1,769,628
L68120	Real estate buying, developing, subdividing and selling	107,382	-	511	1,952,246
L68130	Cemetery and columbarium development, selling, renting, leasing and operating of self-owned cemetery/columbarium (including burial crypt)	53	-	-	20,928
L68140	Renting or leasing services of residential properties	-	3,596	-	248
L68190	Other real estate activities with own or leased property	-	-	-	226
L68200	Real estate activities on a fee or contract basis	1,000	6,005	116	59,779

TABLE 5.1 Number of Establishments and Cost of Industrial Services Done by Others by Type for Real Estate Activities Establishments for All Employment Sizes by Industry Sub-Class: Philippines, 2010

(Value in thousand pesos. Details may not add up to total due to rounding and/or statistical disclosure control)

2009 PSIC Code	Industry Description	Number of Establishments	Industrial Services Done by Others		
			Total	Contract and Commission Work	Other Industrial Services
		(1)	(2)	(3)	(4)
Philippines		2,873	3,381,293	1,239,411	2,141,881
L68110	Real estate buying, selling, renting, leasing and operating of self-owned/leased apartment buildings, non-residential and dwellings	582	518,995	30,004	488,990
L68120	Real estate buying, developing, subdividing and selling	1,447	2,168,015	899,325	1,268,689
L68130	Cemetery and columbarium development, selling, renting, leasing and operating of self-owned cemetery/columbarium (including burial crypt)	181	107,370	72,384	34,986
L68140	Renting or leasing services of residential properties	28	10,203	154	10,049
L68190	Other real estate activities with own or leased property	15	-	-	-
L68200	Real estate activities on a fee or contract basis	620	576,710	237,543	339,167

TABLE 5.2 Number of Establishments and Cost of Non-Industrial Services Done by Others by Type for Real Estate Activities Establishments for All Employment Sizes by Industry Sub-Class: Philippines, 2010

(Value in thousand pesos. Details may not add up to total due to rounding and/or statistical disclosure control)

2009 PSIC Code	Industry Description	Number of Establishments	Non-Industrial Services Done by Others				
			Total	Rent Expense for Land	Rental Expense for Building and Structures	Other Rental Expenses	Other Non- Industrial Services
		(1)	(2)	(3)	(4)	(5)	(6)
Philippines		2,873	45,470,575	1,719,490	2,559,180	1,582,510	39,609,396
L68110	Real estate buying, selling, renting, leasing and operating of self-owned/leased apartment buildings, non-residential and dwellings	582	4,515,010	798,434	254,240	204	3,462,132
L68120	Real estate buying, developing, subdividing and selling	1,447	33,592,579	574,470	1,503,423	75,579	31,439,106
L68130	Cemetery and columbarium development, selling, renting, leasing and operating of self-owned cemetery/columbarium (including burial crypt)	181	488,079	3,940	18,791	4,471	460,877
L68140	Renting or leasing services of residential properties	28	87,679	47,520	12,517	305	27,337
L68190	Other real estate activities with own or leased property	15	21,286	-	-	-	21,286
L68200	Real estate activities on a fee or contract basis	620	6,765,943	295,126	770,209	1,501,951	4,198,657

TABLE 6 Number of Establishments and Capital Expenditures for Tangible Fixed Assets by Type for Real Estate Activities Establishments
for All Employment Sizes by Industry Sub-Class: Philippines, 2010

(Value in thousand pesos. Details may not add up to total due to rounding and/or statistical disclosure control)

2009 PSIC Code	Industry Description	Number of Establishments	Capital Expenditures for Tangible Fixed Assets			
			Total	Land	Buildings, Other Structures and Land Improvements	Transport Equipment
		(1)	(2)	(3)	(4)	(5)

Philippines		2,873	12,000,100	5,967,015	4,637,978	369,276
L68110	Real estate buying, selling, renting, leasing and operating of self-owned/leased apartment buildings, non-residential and dwellings	582	670,955	75,085	402,031	48,660
L68120	Real estate buying, developing, subdividing and selling	1,447	10,429,656	5,888,420	3,572,790	242,512
L68130	Cemetery and columbarium development, selling, renting, leasing and operating of self-owned cemetery/columbarium (including burial crypt)	181	60,318	-	13,840	29,815
L68140	Renting or leasing services of residential properties	28	169,840	-	168,415	-
L68190	Other real estate activities with own or leased property	15	-	-	-	-
L68200	Real estate activities on a fee or contract basis	620	669,331	3,510	480,902	48,289

2009 PSIC Code	Industry Description	Capital Expenditures for Tangible Fixed Assets			
		ICT Machinery and Equipment	Other Machinery and Equipment	Valuables	Other Tangible Fixed Assets
		(6)	(7)	(8)	(9)

Philippines		222,417	803,136	-	278
L68110	Real estate buying, selling, renting, leasing and operating of self-owned/leased apartment buildings, non-residential and dwellings	8,459	136,719	-	-
L68120	Real estate buying, developing, subdividing and selling	132,265	593,392	-	278
L68130	Cemetery and columbarium development, selling, renting, leasing and operating of self-owned cemetery/columbarium (including burial crypt)	6,406	10,257	-	-
L68140	Renting or leasing services of residential properties	931	494	-	-
L68190	Other real estate activities with own or leased property	-	-	-	-
L68200	Real estate activities on a fee or contract basis	74,356	62,274	-	-

TABLE 6.1 Number of Establishments and Capital Expenditures for Directly Imported Tangible Fixed Assets for Real Estate Activities Establishments for All Employment Sizes by Industry Sub-Class: Philippines, 2010

(Value in thousand pesos. Details may not add up to total due to rounding and/or statistical disclosure control)

2009 PSIC Code	Industry Description	Number of Establishments	Directly Imported Tangible Fixed Assets				
			Total	Transport Equipment	ICT Machinery and Equipment	Other Machinery and Equipment	Other Tangible Fixed Assets
			(1)	(2)	(3)	(4)	(5)
Philippines		2,873	-	-	-	-	-
L68110	Real estate buying, selling, renting, leasing and operating of self-owned/leased apartment buildings, non-residential and dwellings	582	-	-	-	-	-
L68120	Real estate buying, developing, subdividing and selling	1,447	-	-	-	-	-
L68130	Cemetery and columbarium development, selling, renting, leasing and operating of self-owned cemetery/columbarium (including burial crypt)	181	-	-	-	-	-
L68140	Renting or leasing services of residential properties	28	-	-	-	-	-
L68190	Other real estate activities with own or leased property	15	-	-	-	-	-
L68200	Real estate activities on a fee or contract basis	620	-	-	-	-	-

TABLE 6.2 Number of Establishments and Capital Expenditures for Tangible Fixed Assets by Mode of Acquisition for Real Estate Activities Establishments for All Employment Sizes by Industry Sub-Class: Philippines, 2010

(Value in thousand pesos. Details may not add up to total due to rounding and/or statistical disclosure control)

2009 PSIC Code	Industry Description	Number of Establishments	Capital Expenditures for Tangible Fixed Assets by Mode of Acquisition			
			Total	New Fixed Assets	Major Alterations and Improvements	Land and Used Tangible Fixed Assets
			(1)	(2)	(3)	(4)
Philippines		2,873	12,000,100	2,688,803	2,594,111	6,256,556
L68110	Real estate buying, selling, renting, leasing and operating of self-owned/leased apartment buildings, non-residential and dwellings	582	670,955	259,800	334,387	76,768
L68120	Real estate buying, developing, subdividing and selling	1,447	10,429,656	1,994,863	1,803,240	6,176,277
L68130	Cemetery and columbarium development, selling, renting, leasing and operating of self-owned cemetery/columbarium (including burial crypt)	181	60,318	54,301	6,017	-
L68140	Renting or leasing services of residential properties	28	169,840	168,415	1,425	-
L68190	Other real estate activities with own or leased property	15	-	-	-	-
L68200	Real estate activities on a fee or contract basis	620	669,331	211,425	449,041	3,510

TABLE 6.3 Number of Establishments and Capital Expenditures for Intangible Assets by Type for Real Estate Activities Establishments
for All Employment Sizes by Industry Sub-Class: Philippines, 2010

(Value in thousand pesos. Details may not add up to total due to rounding and/or statistical disclosure control)

2009 PSIC Code	Industry Description	Number of Establishments	Capital Expenditures for Intangible Assets				
			Total	Intangible Non- Produced Assets	Computer Software and Databases	Entertainment, Literary and Artistic Originals	Other Intangible Assets
		(1)	(2)	(3)	(4)	(5)	(6)
Philippines		2,873	60,111	40,300	19,811	-	-
L68110	Real estate buying, selling, renting, leasing and operating of self-owned/leased apartment buildings, non-residential and dwellings	582	293	-	293	-	-
L68120	Real estate buying, developing, subdividing and selling	1,447	59,542	40,300	19,242	-	-
L68130	Cemetery and columbarium development, selling, renting, leasing and operating of self-owned cemetery/columbarium (including burial crypt)	181	-	-	-	-	-
L68140	Renting or leasing services of residential properties	28	-	-	-	-	-
L68190	Other real estate activities with own or leased property	15	-	-	-	-	-
L68200	Real estate activities on a fee or contract basis	620	276	-	276	-	-

TABLE 7 Number of Establishments and Gross Addition to Tangible Fixed Assets for Real Estate Activities Establishments
for All Employment Sizes by Industry Sub-Class: Philippines, 2010

(Value in thousand pesos. Details may not add up to total due to rounding and/or statistical disclosure control)

2009 PSIC Code	Industry Description	Number of Establishments	Gross Addition	Capital Expenditures	Sale of Tangible Fixed Assets
		(1)	(2)	(3)	(4)
Philippines		2,873	10,893,151	12,000,100	1,106,948
L68110	Real estate buying, selling, renting, leasing and operating of self-owned/leased apartment buildings, non-residential and dwellings	582	142,083	670,955	528,872
L68120	Real estate buying, developing, subdividing and selling	1,447	9,917,482	10,429,656	512,174
L68130	Cemetery and columbarium development, selling, renting, leasing and operating of self-owned cemetery/columbarium (including burial crypt)	181	44,215	60,318	16,104
L68140	Renting or leasing services of residential properties	28	169,840	169,840	-
L68190	Other real estate activities with own or leased property	15	(45,060)	-	45,060
L68200	Real estate activities on a fee or contract basis	620	664,592	669,331	4,739

TABLE 7.1 Number of Establishments and Sale of Tangible Fixed Assets by Type for Real Estate Activities Establishments for All Employment Sizes by Industry Sub-Class: Philippines, 2010

(Value in thousand pesos. Details may not add up to total due to rounding and/or statistical disclosure control)

2009 PSIC Code	Industry Description	Number of Establishments	Sale of Tangible Fixed Assets			
			Total	Land	Buildings, Other Structures and Land Improvements	Transport Equipment
		(1)	(2)	(3)	(4)	(5)

	Philippines	2,873	1,106,948	533,363	459,254	67,121
L68110	Real estate buying, selling, renting, leasing and operating of self-owned/leased apartment buildings, non-residential and dwellings	582	528,872	162,500	345,118	1,349
L68120	Real estate buying, developing, subdividing and selling	1,447	512,174	361,672	71,785	53,541
L68130	Cemetery and columbarium development, selling, renting, leasing and operating of self-owned cemetery/columbarium (including burial crypt)	181	16,104	-	6,483	7,491
L68140	Renting or leasing services of residential properties	28	-	-	-	-
L68190	Other real estate activities with own or leased property	15	45,060	9,191	35,868	-
L68200	Real estate activities on a fee or contract basis	620	4,739	-	-	4,739

2009 PSIC Code	Industry Description	Sale of Tangible Fixed Assets			
		ICT Machinery and Equipment	Other Machinery and Equipment	Valuables	Other Tangible Fixed Assets
		(6)	(7)	(8)	(9)

	Philippines	13,938	33,272	-	-
L68110	Real estate buying, selling, renting, leasing and operating of self-owned/leased apartment buildings, non-residential and dwellings	-	19,905	-	-
L68120	Real estate buying, developing, subdividing and selling	13,529	11,646	-	-
L68130	Cemetery and columbarium development, selling, renting, leasing and operating of self-owned cemetery/columbarium (including burial crypt)	409	1,721	-	-
L68140	Renting or leasing services of residential properties	-	-	-	-
L68190	Other real estate activities with own or leased property	-	-	-	-
L68200	Real estate activities on a fee or contract basis	-	-	-	-

TABLE 7.2 Number of Establishments and Losses and Damages to Tangible Fixed Assets by Type for Real Estate Activities Establishments
for All Employment Sizes by Industry Sub-Class: Philippines, 2010

(Value in thousand pesos. Details may not add up to total due to rounding and/or statistical disclosure control)

2009 PSIC Code	Industry Description	Number of Establishments	Losses and Damages			
			Total	Land	Buildings, Other Structures and Land Improvements	Transport Equipment
		(1)	(2)	(3)	(4)	(5)

	Philippines	2,873	6,423	-	792	4,788
L68110	Real estate buying, selling, renting, leasing and operating of self-owned/leased apartment buildings, non-residential and dwellings	582	4,788	-	-	4,788
L68120	Real estate buying, developing, subdividing and selling	1,447	1,635	-	792	-
L68130	Cemetery and columbarium development, selling, renting, leasing and operating of self-owned cemetery/columbarium (including burial crypt)	181	-	-	-	-
L68140	Renting or leasing services of residential properties	28	-	-	-	-
L68190	Other real estate activities with own or leased property	15	-	-	-	-
L68200	Real estate activities on a fee or contract basis	620	-	-	-	-

2009 PSIC Code	Industry Description	Losses and Damages			
		ICT Machinery and Equipment	Other Machinery and Equipment	Valuables	Other Tangible Fixed Assets
		(6)	(7)	(8)	(9)

	Philippines	564	278	-	-
L68110	Real estate buying, selling, renting, leasing and operating of self-owned/leased apartment buildings, non-residential and dwellings	-	-	-	-
L68120	Real estate buying, developing, subdividing and selling	564	278	-	-
L68130	Cemetery and columbarium development, selling, renting, leasing and operating of self-owned cemetery/columbarium (including burial crypt)	-	-	-	-
L68140	Renting or leasing services of residential properties	-	-	-	-
L68190	Other real estate activities with own or leased property	-	-	-	-
L68200	Real estate activities on a fee or contract basis	-	-	-	-

TABLE 8 Number of Establishments and Book Value of Tangible Fixed Assets by Type for Real Estate Activities Establishments for All Employment Sizes by Industry Sub-Class: Philippines, 2010

(Value in thousand pesos. Details may not add up to total due to rounding and/or statistical disclosure control)

2009 PSIC Code	Industry Description	Number of Establishments	Book Value of Tangible Fixed Assets			
			Total	Land	Buildings, Other Structures and Land Improvements	Transport Equipment
		(1)	(2)	(3)	(4)	(5)

	Philippines	2,873	324,382,268	110,268,224	189,091,134	3,051,522
L68110	Real estate buying, selling, renting, leasing and operating of self-owned/leased apartment buildings, non-residential and dwellings	582	105,477,737	28,735,903	68,152,976	490,659
L68120	Real estate buying, developing, subdividing and selling	1,447	101,406,919	49,531,238	44,595,755	1,888,645
L68130	Cemetery and columbarium development, selling, renting, leasing and operating of self-owned cemetery/columbarium (including burial crypt)	181	3,690,690	1,032,393	2,280,009	174,204
L68140	Renting or leasing services of residential properties	28	571,878	32,379	372,750	158,250
L68190	Other real estate activities with own or leased property	15	2,464,382	838,185	1,584,517	-
L68200	Real estate activities on a fee or contract basis	620	110,770,661	30,098,125	72,105,128	339,765

2009 PSIC Code	Industry Description	Book Value of Tangible Fixed Assets			
		ICT Machinery and Equipment	Other Machinery and Equipment	Valuables	Other Tangible Fixed Assets
		(6)	(7)	(8)	(9)

	Philippines	2,687,521	19,281,550	1,230	1,088
L68110	Real estate buying, selling, renting, leasing and operating of self-owned/leased apartment buildings, non-residential and dwellings	236,263	7,861,936	-	-
L68120	Real estate buying, developing, subdividing and selling	1,288,854	4,102,196	-	232
L68130	Cemetery and columbarium development, selling, renting, leasing and operating of self-owned cemetery/columbarium (including burial crypt)	61,221	142,470	393	-
L68140	Renting or leasing services of residential properties	3,024	5,475	-	-
L68190	Other real estate activities with own or leased property	31,224	10,456	-	-
L68200	Real estate activities on a fee or contract basis	1,066,934	7,159,016	837	856

TABLE 8.1 Number of Establishments and Value of Intangible Assets by Type for Real Estate Activities Establishments
for All Employment Sizes by Industry Sub-Class: Philippines, 2010

(Value in thousand pesos. Details may not add up to total due to rounding and/or statistical disclosure control)

2009 PSIC Code	Industry Description	Number of Establishments	Value of Intangible Assets				
			Total	Intangible Non- Produced Assets	Computer Software and Databases	Entertainment, Literary and Artistic Originals	Other Intangible Fixed Assets
		(1)	(2)	(3)	(4)	(5)	(6)
Philippines		2,873	1,134,915	1,088,961	44,756	-	1,198
L68110	Real estate buying, selling, renting, leasing and operating of self-owned/leased apartment buildings, non-residential and dwellings	582	3,272	175	3,097	-	-
L68120	Real estate buying, developing, subdividing and selling	1,447	1,039,429	998,871	40,558	-	-
L68130	Cemetery and columbarium development, selling, renting, leasing and operating of self-owned cemetery/columbarium (including burial crypt)	181	66,500	66,500	-	-	-
L68140	Renting or leasing services of residential properties	28	-	-	-	-	-
L68190	Other real estate activities with own or leased property	15	-	-	-	-	-
L68200	Real estate activities on a fee or contract basis	620	25,714	23,415	1,101	-	1,198

TABLE 9 Number of Establishments and Value of Inventories for Real Estate Activities Establishments for All Employment Sizes
by Industry Sub-class: Philippines, 2010

(Value in thousand pesos. Details may not add up to total due to rounding and/or statistical disclosure control)

2009 PSIC Code	Industry Description	Number of Establishments	Value of Inventories as of January 1					
			Total	Real Estate for Sale	Materials and Supplies	Fuels, Lubricants, Oils and Greases	Goods for Resale	Other Inventories
		(1)	(2)	(3)	(4)	(5)	(6)	(7)

Philippines		2,873	170,140,113	169,781,387	341,654	5,134	11,939	-
L68110	Real estate buying, selling, renting, leasing and operating of self-owned/leased apartment buildings, non-residential and dwellings	582	156,751	-	152,597	-	4,155	-
L68120	Real estate buying, developing, subdividing and selling	1,447	156,949,166	156,779,715	160,899	767	7,784	-
L68130	Cemetery and columbarium development, selling, renting, leasing and operating of self-owned cemetery/columbarium (including burial crypt)	181	13,013,627	13,001,671	9,991	1,965	-	-
L68140	Renting or leasing services of residential properties	28	635	-	635	-	-	-
L68190	Other real estate activities with own or leased property	15	-	-	-	-	-	-
L68200	Real estate activities on a fee or contract basis	620	19,934	-	17,532	2,402	-	-

2009 PSIC Code	Industry Description	Value of Inventories as of December 31					
		Total	Real Estate for Sale	Materials and Supplies	Fuels, Lubricants, Oils and Greases	Goods for Resale	Other Inventories
		(8)	(9)	(10)	(11)	(12)	(13)

Philippines		189,268,358	188,871,167	378,497	5,322	13,372	-
L68110	Real estate buying, selling, renting, leasing and operating of self-owned/leased apartment buildings, non-residential and dwellings	176,871	-	171,655	-	5,216	-
L68120	Real estate buying, developing, subdividing and selling	176,457,835	176,269,905	178,920	853	8,157	-
L68130	Cemetery and columbarium development, selling, renting, leasing and operating of self-owned cemetery/columbarium (including burial crypt)	12,615,371	12,601,262	11,441	2,668	-	-
L68140	Renting or leasing services of residential properties	181	-	181	-	-	-
L68190	Other real estate activities with own or leased property	-	-	-	-	-	-
L68200	Real estate activities on a fee or contract basis	18,101	-	16,301	1,801	-	-

TABLE 10 Number of Reporting Establishments and Nationality of Stockholders with Highest Capital Participation Rate as of December 31 for Real Estate Activities Establishments for All Employment Sizes by Industry Sub-Class: Philippines, 2010

(An establishment with equal capital participation rate may be reported several times)

2009 PSIC Code	Industry Description	Number of Reporting Establishments	Nationality of Stockholders with Highest Capital Participation Rate				
			Filipino	American	British	Chinese	German
		(1)	(2)	(3)	(4)	(5)	(6)
	Philippines	302	296	-	1	3	-
L68110	Real estate buying, selling, renting, leasing and operating of self-owned/leased apartment buildings, non-residential and dwellings	64	62	-	-	1	-
L68120	Real estate buying, developing, subdividing and selling	145	143	-	-	1	-
L68130	Cemetery and columbarium development, selling, renting, leasing and operating of self-owned cemetery/columbarium (including burial crypt)	26	26	-	-	-	-
L68140	Renting or leasing services of residential properties	7	7	-	-	-	-
L68190	Other real estate activities with own or leased property	5	5	-	-	-	-
L68200	Real estate activities on a fee or contract basis	55	53	-	1	1	-

2009 PSIC Code	Industry Description	Nationality of Stockholders with Highest Capital Participation Rate				
		Japanese	Korean	Singaporean	Taiwanese	Other Nationalities
		(7)	(8)	(9)	(10)	(11)
	Philippines	-	2	-	-	-
L68110	Real estate buying, selling, renting, leasing and operating of self-owned/leased apartment buildings, non-residential and dwellings	-	1	-	-	-
L68120	Real estate buying, developing, subdividing and selling	-	1	-	-	-
L68130	Cemetery and columbarium development, selling, renting, leasing and operating of self-owned cemetery/columbarium (including burial crypt)	-	-	-	-	-
L68140	Renting or leasing services of residential properties	-	-	-	-	-
L68190	Other real estate activities with own or leased property	-	-	-	-	-
L68200	Real estate activities on a fee or contract basis	-	-	-	-	-

Statistical Tables

**For Establishments with Total
Employment of 20 and Over**

National Tables

and

Regional Tables

TABLE 1a Summary Statistics for Real Estate Activities Establishments with Total Employment of 20 and Over by Industry Sub-Class: Philippines, 2010

(Value in thousand pesos. Details may not add up to total due to rounding and/or statistical disclosure control)

2009 PSIC Code	Industry Description	Number of Establishments	Employment as of November 15		Total Compensation	Total Revenue	
			Total	Paid Employees			
		(1)	(2)	(3)	(4)	(5)	
Philippines		380	24,775	24,748	8,215,656	275,254,615	
L68110	Real estate buying, selling, renting, leasing and operating of self-owned/leased apartment buildings, non-residential and dwellings	76	4,409	4,403	1,880,509	31,391,229	
L68120	Real estate buying, developing, subdividing and selling	236	16,350	16,332	4,943,881	208,954,356	
L68130	Cemetery and columbarium development, selling, renting, leasing and operating of self-owned cemetery/columbarium (including burial crypt)	21	958	958	312,095	1,567,188	
L68140	Renting or leasing services of residential properties	}	3	116	116	19,792	232,911
L68190	Other real estate activities with own or leased property						
L68200	Real estate activities on a fee or contract basis	44	2,942	2,939	1,059,379	33,108,931	
National Capital Region		292	18,890	18,868	7,257,302	230,887,959	
L68110	Real estate buying, selling, renting, leasing and operating of self-owned/leased apartment buildings, non-residential and dwellings	56	2,290	2,284	1,620,721	25,587,890	
L68120	Real estate buying, developing, subdividing and selling	182	12,999	12,986	4,325,186	198,965,990	
L68130	Cemetery and columbarium development, selling, renting, leasing and operating of self-owned cemetery/columbarium (including burial crypt)	15	806	806	291,626	1,502,746	
L68140	Renting or leasing services of residential properties	a/	a/	a/	a/	a/	
L68190	Other real estate activities with own or leased property	a/	a/	a/	a/	a/	
L68200	Real estate activities on a fee or contract basis	39	2,795	2,792	1,019,768	4,831,333	
Cordillera Administrative Region		s	s	s	s	s	
L68120	Real estate buying, developing, subdividing and selling	s	s	s	s	s	
I - Ilocos Region		s	s	s	s	s	
L68110	Real estate buying, selling, renting, leasing and operating of self-owned/leased apartment buildings, non-residential and dwellings	s	s	s	s	s	
L68200	Real estate activities on a fee or contract basis	s	s	s	s	s	
II - Cagayan Valley		s	s	s	s	s	
L68110	Real estate buying, selling, renting, leasing and operating of self-owned/leased apartment buildings, non-residential and dwellings	s	s	s	s		

TABLE 1a Summary Statistics for Real Estate Activities Establishments with Total Employment of 20 and Over by Industry Sub-Class: Philippines, 2010 (Continued)

(Value in thousand pesos. Details may not add up to total due to rounding and/or statistical disclosure control)

2009 PSIC Code	Industry Description	Number of Establishments	Employment as of November 15		Total Compensation	Total Revenue
			Total	Paid Employees		
		(1)	(2)	(3)	(4)	(5)
III - Central Luzon		13	1,468	1,468	149,487	5,488,349
L68110	Real estate buying, selling, renting, leasing and operating of self-owned/leased apartment buildings, non-residential and dwellings	8	1,146	1,146	119,971	5,237,688
L68120	Real estate buying, developing, subdividing and selling	5	322	322	29,516	250,662
L68200	Real estate activities on a fee or contract basis					
IVA - CALABARZON		17	1,532	1,532	235,914	1,744,456
L68110	Real estate buying, selling, renting, leasing and operating of self-owned/leased apartment buildings, non-residential and dwellings	17	1,532	1,532	235,914	1,744,456
L68120	Real estate buying, developing, subdividing and selling					
V - Bicol Region		5	165	163	10,450	118,033
L68110	Real estate buying, selling, renting, leasing and operating of self-owned/leased apartment buildings, non-residential and dwellings	5	165	163	10,450	118,033
L68120	Real estate buying, developing, subdividing and selling					
L68130	Cemetery and columbarium development, selling, renting, leasing and operating of self-owned cemetery/columbarium (including burial crypt)					
VI - Western Visayas		12	821	821	111,952	28,892,258
L68120	Real estate buying, developing, subdividing and selling	9	701	701	75,920	645,675
L68130	Cemetery and columbarium development, selling, renting, leasing and operating of self-owned cemetery/columbarium (including burial crypt)	3	120	120	36,032	28,246,583
L68200	Real estate activities on a fee or contract basis					
VII - Central Visayas		19	794	791	256,925	5,790,783
L68110	Real estate buying, selling, renting, leasing and operating of self-owned/leased apartment buildings, non-residential and dwellings	s	s	s	s	s
L68120	Real estate buying, developing, subdividing and selling	16	723	720	247,495	5,681,833
L68140	Renting or leasing services of residential properties	s	s	s	s	s
L68200	Real estate activities on a fee or contract basis	s	s	s	s	s

TABLE 1a Summary Statistics for Real Estate Activities Establishments with Total Employment of 20 and Over by Industry Sub-Class: Philippines, 2010 (Continued)

(Value in thousand pesos. Details may not add up to total due to rounding and/or statistical disclosure control)

2009 PSIC Code	Industry Description	Number of Establishments	Employment as of November 15		Total Compensation	Total Revenue
			Total	Paid Employees		
		(1)	(2)	(3)	(4)	(5)
VIII - Eastern Visayas		s	s	s	s	s
L68110	Real estate buying, selling, renting, leasing and operating of self-owned/leased apartment buildings, non-residential and dwellings	s	s	s	s	s
X - Northern Mindanao		s	s	s	s	s
L68120	Real estate buying, developing, subdividing and selling	s	s	s	s	s
L68130	Cemetery and columbarium development, selling, renting, leasing and operating of self-owned cemetery/columbarium (including burial crypt)	s	s	s	s	s
XI - Davao Region		12	758	758	154,829	1,825,591
L68110	Real estate buying, selling, renting, leasing and operating of self-owned/leased apartment buildings, non-residential and dwellings	6	279	279	43,563	172,452
L68120	Real estate buying, developing, subdividing and selling }					
L68130	Cemetery and columbarium development, selling, renting, leasing and operating of self-owned cemetery/columbarium (including burial crypt) }	6	479	479	111,266	1,653,140
XII - SOCCSKSARGEN		s	s	s	s	s
L68110	Real estate buying, selling, renting, leasing and operating of self-owned/leased apartment buildings, non-residential and dwellings	s	s	s	s	s
L68120	Real estate buying, developing, subdividing and selling	s	s	s	s	s
XIII - Caraga		s	s	s	s	s
L68130	Cemetery and columbarium development, selling, renting, leasing and operating of self-owned cemetery/columbarium (including burial crypt)	s	s	s	s	s

TABLE 1a Summary Statistics for Real Estate Activities Establishments with Total Employment of 20 and Over by Industry Sub-Class: Philippines, 2010 (Continued)

(Value in thousand pesos. Details may not add up to total due to rounding and/or statistical disclosure control)

2009 PSIC Code	Industry Description	Total Cost	Value Added	Gross Additions to Fixed Assets	Change in Inventories	Subsidies
		(6)	(7)	(8)	(9)	(10)
Philippines		215,047,127	95,745,740	9,580,048	24,887,292	-
L68110	Real estate buying, selling, renting, leasing and operating of self-owned/leased apartment buildings, non-residential and dwellings	16,985,074	21,542,656	288,050	21,006	-
L68120	Real estate buying, developing, subdividing and selling	180,288,053	50,418,130	9,194,465	25,018,418	-
L68130	Cemetery and columbarium development, selling, renting, leasing and operating of self-owned cemetery/columbarium (including burial crypt)	1,154,559	371,900	15,875	(149,724)	-
L68140	Renting or leasing services of residential properties }					
L68190	Other real estate activities with own or leased property }	172,568	144,576	(45,060)	(394)	-
L68200	Real estate activities on a fee or contract basis	16,446,873	23,268,479	126,718	(2,015)	-
National Capital Region		190,308,447	66,015,321	7,481,972	23,951,738	-
L68110	Real estate buying, selling, renting, leasing and operating of self-owned/leased apartment buildings, non-residential and dwellings	13,642,505	17,291,143	181,753	18,016	-
L68120	Real estate buying, developing, subdividing and selling	172,718,896	46,068,916	7,174,489	24,081,063	-
L68130	Cemetery and columbarium development, selling, renting, leasing and operating of self-owned cemetery/columbarium (including burial crypt)	1,119,659	335,902	25,786	(147,303)	-
L68140	Renting or leasing services of residential properties	a/	a/	a/	a/	a/
L68190	Other real estate activities with own or leased property	a/	a/	a/	a/	a/
L68200	Real estate activities on a fee or contract basis	2,827,387	2,319,363	99,943	(38)	-
Cordillera Administrative Region		s	s	s	s	s
L68120	Real estate buying, developing, subdividing and selling	s	s	s	s	s
I - Ilocos Region		s	s	s	s	s
L68110	Real estate buying, selling, renting, leasing and operating of self-owned/leased apartment buildings, non-residential and dwellings	s	s	s	s	s
L68200	Real estate activities on a fee or contract basis	s	s	s	s	s
II - Cagayan Valley		s	s	s	s	s
L68110	Real estate buying, selling, renting, leasing and operating of self-owned/leased apartment buildings, non-residential and dwellings	s	s	s	s	s

TABLE 1a Summary Statistics for Real Estate Activities Establishments with Total Employment of 20 and Over by Industry Sub-Class: Philippines, 2010 (Continued)

(Value in thousand pesos. Details may not add up to total due to rounding and/or statistical disclosure control)

2009 PSIC Code	Industry Description	Total Cost	Value Added	Gross Additions to Fixed Assets	Change in Inventories	Subsidies
		(6)	(7)	(8)	(9)	(10)
III - Central Luzon		3,279,638	3,999,513	5,723	83,333	-
L68110	Real estate buying, selling, renting, leasing and operating of self-owned/leased apartment buildings, non-residential and dwellings	3,051,111	3,877,101	5,723	2,641	-
L68120	Real estate buying, developing, subdividing and selling }					
L68200	Real estate activities on a fee or contract basis }	228,527	122,411	-	80,693	-
IVA - CALABARZON		1,341,043	994,740	38,842	269,841	-
L68110	Real estate buying, selling, renting, leasing and operating of self-owned/leased apartment buildings, non-residential and dwellings }					
L68120	Real estate buying, developing, subdividing and selling }	1,341,043	994,740	38,842	269,841	-
V - Bicol Region		117,985	35,569	16,103	(890)	-
L68110	Real estate buying, selling, renting, leasing and operating of self-owned/leased apartment buildings, non-residential and dwellings }					
L68120	Real estate buying, developing, subdividing and selling }	117,985	35,569	16,103	(890)	-
L68130	Cemetery and columbarium development, selling, renting, leasing and operating of self-owned cemetery/columbarium (including burial crypt) }					
VI - Western Visayas		14,091,325	21,100,580	32,138	(33,752)	-
L68120	Real estate buying, developing, subdividing and selling	492,160	174,014	9,728	(32,362)	-
L68130	Cemetery and columbarium development, selling, renting, leasing and operating of self-owned cemetery/columbarium (including burial crypt) }					
L68200	Real estate activities on a fee or contract basis }	13,599,164	20,926,566	22,410	(1,390)	-
VII - Central Visayas		4,400,281	2,617,797	1,964,457	663,086	-
L68110	Real estate buying, selling, renting, leasing and operating of self-owned/leased apartment buildings, non-residential and dwellings	s	s	s	s	s
L68120	Real estate buying, developing, subdividing and selling	4,324,002	2,547,579	1,954,312	663,086	-
L68140	Renting or leasing services of residential properties	s	s	s	s	s
L68200	Real estate activities on a fee or contract basis	s	s	s	s	s

TABLE 1a Summary Statistics for Real Estate Activities Establishments with Total Employment of 20 and Over by Industry Sub-Class: Philippines, 2010 (Concluded)

(Value in thousand pesos. Details may not add up to total due to rounding and/or statistical disclosure control)

2009 PSIC Code	Industry Description	Total Cost	Value Added	Gross Additions to Fixed Assets	Change in Inventories	Subsidies
		(6)	(7)	(8)	(9)	(10)
	VIII - Eastern Visayas	\$	\$	\$	\$	\$
L68110	Real estate buying, selling, renting, leasing and operating of self-owned/leased apartment buildings, non-residential and dwellings	\$	\$	\$	\$	\$
	X - Northern Mindanao	\$	\$	\$	\$	\$
L68120	Real estate buying, developing, subdividing and selling	\$	\$	\$	\$	\$
L68130	Cemetery and columbarium development, selling, renting, leasing and operating of self-owned cemetery/columbarium (including burial crypt)	\$	\$	\$	\$	\$
	XI - Davao Region	1,133,839	805,524	(368)	(6,242)	-
L68110	Real estate buying, selling, renting, leasing and operating of self-owned/leased apartment buildings, non-residential and dwellings	114,733	87,305	-	-	-
L68120	Real estate buying, developing, subdividing and selling	1,019,106	718,221	(368)	(6,242)	-
L68130	Cemetery and columbarium development, selling, renting, leasing and operating of self-owned cemetery/columbarium (including burial crypt)					
	XII - SOCCSKSARGEN	\$	\$	\$	\$	\$
L68110	Real estate buying, selling, renting, leasing and operating of self-owned/leased apartment buildings, non-residential and dwellings	\$	\$	\$	\$	\$
L68120	Real estate buying, developing, subdividing and selling	\$	\$	\$	\$	\$
	XIII - Caraga	\$	\$	\$	\$	\$
L68130	Cemetery and columbarium development, selling, renting, leasing and operating of self-owned cemetery/columbarium (including burial crypt)	\$	\$	\$	\$	\$

- Zero or less than 500

} Combined data of two or more industries

a/ Data combined with PSIC L68110

s Suppressed data

TABLE 2a Number of Establishments and Employment by Type and Sex of Worker for Real Estate Activities Establishments with Total Employment of 20 and Over by Industry Sub-Class: Philippines, 2010

(Details may not add up to total due to rounding and/or statistical disclosure control)

2009 PSIC Code	Industry Description	Number of Establishments	Employment as of November 15						
			Total		Paid		Unpaid		
			Male	Female	Male	Female	Male	Female	
		(1)	(2)	(3)	(4)	(5)	(6)	(7)	
Philippines		380	13,890	10,885	13,876	10,872	14	13	
L68110	Real estate buying, selling, renting, leasing and operating of self-owned/leased apartment buildings, non-residential and dwellings	76	2,590	1,819	2,587	1,816	3	3	
L68120	Real estate buying, developing, subdividing and selling	236	8,957	7,393	8,947	7,385	10	8	
L68130	Cemetery and columbarium development, selling, renting, leasing and operating of self-owned cemetery/columbarium (including burial crypt)	21	573	385	573	385	-	-	
L68140	Renting or leasing services of residential properties	}							
L68190	Other real estate activities with own or leased property	}	3	78	38	78	38	-	-
L68200	Real estate activities on a fee or contract basis		44	1,692	1,250	1,691	1,248	1	2
National Capital Region		292	10,441	8,449	10,429	8,439	12	10	
L68110	Real estate buying, selling, renting, leasing and operating of self-owned/leased apartment buildings, non-residential and dwellings	56	1,423	867	1,420	864	3	3	
L68120	Real estate buying, developing, subdividing and selling	182	6,924	6,075	6,916	6,070	8	5	
L68130	Cemetery and columbarium development, selling, renting, leasing and operating of self-owned cemetery/columbarium (including burial crypt)	15	458	348	458	348	-	-	
L68140	Renting or leasing services of residential properties	a/	a/	a/	a/	a/	a/	a/	
L68190	Other real estate activities with own or leased property	a/	a/	a/	a/	a/	a/	a/	
L68200	Real estate activities on a fee or contract basis	39	1,636	1,159	1,635	1,157	1	2	
Cordillera Administrative Region		s	s	s	s	s	s	s	
L68120	Real estate buying, developing, subdividing and selling	s	s	s	s	s	s	s	
I - Ilocos Region		s	s	s	s	s	s	s	
L68110	Real estate buying, selling, renting, leasing and operating of self-owned/leased apartment buildings, non-residential and dwellings	s	s	s	s	s	s	s	
L68200	Real estate activities on a fee or contract basis	s	s	s	s	s	s	s	

TABLE 2a Number of Establishments and Employment by Type and Sex of Worker for Real Estate Activities Establishments with Total Employment of 20 and Over by Industry Sub-Class: Philippines, 2010 *(Continued)*

(Details may not add up to total due to rounding and/or statistical disclosure control)

2009 PSIC Code	Industry Description	Number of Establishments	Employment as of November 15						
			Total		Paid		Unpaid		
			Male	Female	Male	Female	Male	Female	
		(1)	(2)	(3)	(4)	(5)	(6)	(7)	
II - Cagayan Valley		S	S	S	S	S	S	S	
L68110	Real estate buying, selling, renting, leasing and operating of self-owned/leased apartment buildings, non-residential and dwellings	S	S	S	S	S	S	S	
III - Central Luzon		13	634	834	634	834	-	-	
L68110	Real estate buying, selling, renting, leasing and operating of self-owned/leased apartment buildings, non-residential and dwellings	8	437	709	437	709	-	-	
L68120	Real estate buying, developing, subdividing and selling	}	5	197	125	197	125	-	-
L68200	Real estate activities on a fee or contract basis								
IVA - CALABARZON		17	943	589	943	589	-	-	
L68110	Real estate buying, selling, renting, leasing and operating of self-owned/leased apartment buildings, non-residential and dwellings	}	17	943	589	943	589	-	-
L68120	Real estate buying, developing, subdividing and selling								
V - Bicol Region		5	105	60	103	60	2	-	
L68110	Real estate buying, selling, renting, leasing and operating of self-owned/leased apartment buildings, non-residential and dwellings	}	5	105	60	103	60	2	-
L68120	Real estate buying, developing, subdividing and selling								
L68130	Cemetery and columbarium development, selling, renting, leasing and operating of self-owned cemetery/columbarium (including burial crypt)	}							
VI - Western Visayas		12	519	302	519	302	-	-	
L68120	Real estate buying, developing, subdividing and selling	}	9	471	230	471	230	-	-
L68130	Cemetery and columbarium development, selling, renting, leasing and operating of self-owned cemetery/columbarium (including burial crypt)								
L68200	Real estate activities on a fee or contract basis	}	3	48	72	48	72	-	

TABLE 2a Number of Establishments and Employment by Type and Sex of Worker for Real Estate Activities Establishments with Total Employment of 20 and Over by Industry Sub-Class: Philippines, 2010 (Continued)

(Details may not add up to total due to rounding and/or statistical disclosure control)

2009 PSIC Code	Industry Description	Number of Establishments	Employment as of November 15						
			Total		Paid		Unpaid		
			Male	Female	Male	Female	Male	Female	
			(1)	(2)	(3)	(4)	(5)	(6)	(7)
VII - Central Visayas			19	484	310	484	307	-	3
L68110	Real estate buying, selling, renting, leasing and operating of self-owned/leased apartment buildings, non-residential and dwellings	s	s	s	s	s	s	s	s
L68120	Real estate buying, developing, subdividing and selling	16	430	293	430	290	-	3	
L68140	Renting or leasing services of residential properties	s	s	s	s	s	s	s	s
L68200	Real estate activities on a fee or contract basis	s	s	s	s	s	s	s	s
VIII - Eastern Visayas			s	s	s	s	s	s	s
L68110	Real estate buying, selling, renting, leasing and operating of self-owned/leased apartment buildings, non-residential and dwellings	s	s	s	s	s	s	s	s
X - Northern Mindanao			s	s	s	s	s	s	s
L68120	Real estate buying, developing, subdividing and selling	s	s	s	s	s	s	s	s
L68130	Cemetery and columbarium development, selling, renting, leasing and operating of self-owned cemetery/columbarium (including burial crypt)	s	s	s	s	s	s	s	s
XI - Davao Region			12	513	245	513	245	-	-
L68110	Real estate buying, selling, renting, leasing and operating of self-owned/leased apartment buildings, non-residential and dwellings	6	193	86	193	86	-	-	
L68120	Real estate buying, developing, subdividing and selling	}	6	320	159	320	159	-	-
L68130	Cemetery and columbarium development, selling, renting, leasing and operating of self-owned cemetery/columbarium (including burial crypt)								
XII - SOCCSKSARGEN			s	s	s	s	s	s	s
L68110	Real estate buying, selling, renting, leasing and operating of self-owned/leased apartment buildings, non-residential and dwellings	s	s	s	s	s	s	s	s
L68120	Real estate buying, developing, subdividing and selling	s	s	s	s	s	s	s	s

TABLE 2a Number of Establishments and Employment by Type and Sex of Worker for Real Estate Activities Establishments with Total Employment of 20 and Over by Industry Sub-Class: Philippines, 2010 (*Concluded*)

(Details may not add up to total due to rounding and/or statistical disclosure control)

2009 PSIC Code	Industry Description	Number of Establishments	Employment as of November 15					
			Total		Paid		Unpaid	
			Male	Female	Male	Female	Male	Female
		(1)	(2)	(3)	(4)	(5)	(6)	(7)
XIII - Caraga		\$	\$	\$	\$	\$	\$	\$
L68130	Cemetery and columbarium development, selling, renting, leasing and operating of self-owned cemetery/columbarium (including burial crypt)	\$	\$	\$	\$	\$	\$	\$

- Zero or less than 500

} Combined data of two or more industries

a/ Data combined with PSIC L68110

s Suppressed data

TABLE 3a Number of Establishments and Compensation Paid of Employees for Real Estate Activities Establishments with Total Employment of 20 and Over
by Industry Sub-class: Philippines, 2010

(Value in thousand pesos. Details may not add up to total due to rounding and/or statistical disclosure control)

2009 PSIC Code	Industry Description	Number of Establishments	Compensation			
			Total	Gross Salaries and Wages	Employer's Contribution to SSS/GSIS, ECC, PhilHealth, PAG-IBIG, etc.	Separation, Retirement/ Terminal Pay, Gratuities and others
		(1)	(2)	(3)	(4)	(5)
Philippines		380	8,215,656	7,452,959	334,442	428,256
L68110	Real estate buying, selling, renting, leasing and operating of self-owned/leased apartment buildings, non-residential and dwellings	76	1,880,509	1,806,585	51,049	22,876
L68120	Real estate buying, developing, subdividing and selling	236	4,943,881	4,375,542	223,705	344,634
L68130	Cemetery and columbarium development, selling, renting, leasing and operating of self-owned cemetery/columbarium (including burial crypt)	21	312,095	286,605	16,121	9,369
L68140	Renting or leasing services of residential properties	}	3	19,792	18,258	955
L68190	Other real estate activities with own or leased property					
L68200	Real estate activities on a fee or contract basis	44	1,059,379	965,969	42,612	50,798
National Capital Region		292	7,257,302	6,654,943	258,665	343,694
L68110	Real estate buying, selling, renting, leasing and operating of self-owned/leased apartment buildings, non-residential and dwellings	56	1,620,721	1,571,561	30,850	18,311
L68120	Real estate buying, developing, subdividing and selling	182	4,325,186	3,884,979	172,737	267,469
L68130	Cemetery and columbarium development, selling, renting, leasing and operating of self-owned cemetery/columbarium (including burial crypt)	15	291,626	269,739	14,750	7,137
L68140	Renting or leasing services of residential properties	a/	a/	a/	a/	a/
L68190	Other real estate activities with own or leased property	a/	a/	a/	a/	a/
L68200	Real estate activities on a fee or contract basis	39	1,019,768	928,664	40,328	50,776
Cordillera Administrative Region		s	s	s	s	s
L68120	Real estate buying, developing, subdividing and selling	s	s	s	s	s
I - Ilocos Region		s	s	s	s	s
L68110	Real estate buying, selling, renting, leasing and operating of self-owned/leased apartment buildings, non-residential and dwellings	s	s	s	s	s
L68200	Real estate activities on a fee or contract basis	s	s	s	s	s

TABLE 3a Number of Establishments and Compensation Paid of Employees for Real Estate Activities Establishments with Total Employment of 20 and Over
by Industry Sub-class: Philippines, 2010 (Continued)

(Value in thousand pesos. Details may not add up to total due to rounding and/or statistical disclosure control)

2009 PSIC Code	Industry Description	Number of Establishments	Compensation			
			Total	Gross Salaries and Wages	Employer's Contribution to SSS/GSIS, ECC, PhilHealth, PAG-IBIG, etc.	Separation, Retirement/ Terminal Pay, Gratuities and others
		(1)	(2)	(3)	(4)	(5)
II - Cagayan Valley		s	s	s	s	s
L68110	Real estate buying, selling, renting, leasing and operating of self-owned/leased apartment buildings, non-residential and dwellings	s	s	s	s	s
III - Central Luzon		13	149,487	136,099	12,431	957
L68110	Real estate buying, selling, renting, leasing and operating of self-owned/leased apartment buildings, non-residential and dwellings	8	119,971	109,079	10,037	854
L68120	Real estate buying, developing, subdividing and selling	5	29,516	27,020	2,394	103
L68200	Real estate activities on a fee or contract basis					
IVA - CALABARZON		17	235,914	208,989	22,947	3,979
L68110	Real estate buying, selling, renting, leasing and operating of self-owned/leased apartment buildings, non-residential and dwellings	17	235,914	208,989	22,947	3,979
L68120	Real estate buying, developing, subdividing and selling					
V - Bicol Region		5	10,450	9,600	698	152
L68110	Real estate buying, selling, renting, leasing and operating of self-owned/leased apartment buildings, non-residential and dwellings	5	10,450	9,600	698	152
L68120	Real estate buying, developing, subdividing and selling					
L68130	Cemetery and columbarium development, selling, renting, leasing and operating of self-owned cemetery/columbarium (including burial crypt)					
VI - Western Visayas		12	111,952	102,130	7,870	1,951
L68120	Real estate buying, developing, subdividing and selling	9	75,920	68,028	5,941	1,951
L68130	Cemetery and columbarium development, selling, renting, leasing and operating of self-owned cemetery/columbarium (including burial crypt)					
L68200	Real estate activities on a fee or contract basis	3	36,032	34,103	1,929	-

TABLE 3a Number of Establishments and Compensation Paid of Employees for Real Estate Activities Establishments with Total Employment of 20 and Over by Industry Sub-class: Philippines, 2010 *(Continued)*

(Value in thousand pesos. Details may not add up to total due to rounding and/or statistical disclosure control)

2009 PSIC Code	Industry Description	Number of Establishments	Compensation			
			Total	Gross Salaries and Wages	Employer's Contribution to SSS/GSIS, ECC, PhilHealth, PAG-IBIG, etc.	Separation, Retirement/ Terminal Pay, Gratuities and others
		(1)	(2)	(3)	(4)	(5)
VII - Central Visayas		19	256,925	178,777	23,042	55,106
L68110	Real estate buying, selling, renting, leasing and operating of self-owned/leased apartment buildings, non-residential and dwellings	s	s	s	s	s
L68120	Real estate buying, developing, subdividing and selling	16	247,495	170,275	22,135	55,084
L68140	Renting or leasing services of residential properties	s	s	s	s	s
L68200	Real estate activities on a fee or contract basis	s	s	s	s	s
VIII - Eastern Visayas		s	s	s	s	s
L68110	Real estate buying, selling, renting, leasing and operating of self-owned/leased apartment buildings, non-residential and dwellings	s	s	s	s	s
X - Northern Mindanao		s	s	s	s	s
L68120	Real estate buying, developing, subdividing and selling	s	s	s	s	s
L68130	Cemetery and columbarium development, selling, renting, leasing and operating of self-owned cemetery/columbarium (including burial crypt)	s	s	s	s	s
XI - Davao Region		12	154,829	127,150	5,993	21,687
L68110	Real estate buying, selling, renting, leasing and operating of self-owned/leased apartment buildings, non-residential and dwellings	6	43,563	42,177	1,386	-
L68120	Real estate buying, developing, subdividing and selling	6	111,266	84,973	4,607	21,687
L68130	Cemetery and columbarium development, selling, renting, leasing and operating of self-owned cemetery/columbarium (including burial crypt)					
XII - SOCCSKSARGEN		s	s	s	s	s
L68110	Real estate buying, selling, renting, leasing and operating of self-owned/leased apartment buildings, non-residential and dwellings	s	s	s	s	s
L68120	Real estate buying, developing, subdividing and selling	s	s	s	s	s

TABLE 3a Number of Establishments and Compensation Paid of Employees for Real Estate Activities Establishments with Total Employment of 20 and Over
by Industry Sub-class: Philippines, 2010 *(Concluded)*

(Value in thousand pesos. Details may not add up to total due to rounding and/or statistical disclosure control)

2009 PSIC Code	Industry Description	Number of Establishments	Compensation			
			Total	Gross Salaries and Wages	Employer's Contribution to SSS/GSIS, ECC, PhilHealth, PAG-IBIG, etc.	Separation, Retirement/ Terminal Pay, Gratuities and others
		(1)	(2)	(3)	(4)	(5)
XIII - Caraga		s	s	s	s	s
L68130	Cemetery and columbarium development, selling, renting, leasing and operating of self-owned cemetery/columbarium (including burial crypt)	s	s	s	s	s

- Zero or less than 500

} Combined data of two or more industries

a/ Data combined with PSIC L68110

s Suppressed data

TABLE 4a Number of Establishments and Revenue by Type for Real Estate Activities Establishments with Total Employment of 20 and Over
by Industry Sub-Class: Philippines, 2010

(Value in thousand pesos. Details may not add up to total due to rounding and/or statistical disclosure control)

2009 PSIC Code	Industry Description	Number of Establishments	Revenue					
			Total	Real Estate Sales	Commissions and Fees Earned	Income from Renting of Land, Building and Structures	Interest Income	Dividend Income
			(1)	(2)	(3)	(4)	(5)	(6)
Philippines		380	275,254,615	175,445,986	28,440,782	38,686,390	14,967,489	3,898,276
L68110	Real estate buying, selling, renting, leasing and operating of self-owned/leased apartment buildings, non-residential and dwellings	76	31,391,229	-	-	28,260,490	490,610	1,472,131
L68120	Real estate buying, developing, subdividing and selling	236	208,954,356	174,255,836	-	10,019,774	14,112,227	2,275,432
L68130	Cemetery and columbarium development, selling, renting, leasing and operating of self-owned cemetery/columbarium (including burial crypt)	21	1,567,188	1,190,150	-	10,082	86,281	1,771
L68140	Renting or leasing services of residential properties }							
L68190	Other real estate activities with own or leased property }	3	232,911	-	-	211,896	600	-
L68200	Real estate activities on a fee or contract basis	44	33,108,931	-	28,440,782	184,149	277,772	148,942
National Capital Region		292	230,887,959	166,431,323	4,265,222	32,639,647	14,348,411	3,690,129
L68110	Real estate buying, selling, renting, leasing and operating of self-owned/leased apartment buildings, non-residential and dwellings	56	25,587,890	-	-	22,798,025	253,448	1,472,131
L68120	Real estate buying, developing, subdividing and selling	182	198,965,990	165,297,376	-	9,648,435	13,965,799	2,150,388
L68130	Cemetery and columbarium development, selling, renting, leasing and operating of self-owned cemetery/columbarium (including burial crypt)	15	1,502,746	1,133,948	-	9,913	85,570	1,771
L68140	Renting or leasing services of residential properties	a/	a/	a/	a/	a/	a/	a/
L68190	Other real estate activities with own or leased property	a/	a/	a/	a/	a/	a/	a/
L68200	Real estate activities on a fee or contract basis	39	4,831,333	-	4,265,222	183,275	43,595	65,839
Cordillera Administrative Region		s	s	s	s	s	s	s
L68120	Real estate buying, developing, subdividing and selling	s	s	s	s	s	s	s
I - Ilocos Region		s	s	s	s	s	s	s
L68110	Real estate buying, selling, renting, leasing and operating of self-owned/leased apartment buildings, non-residential and dwellings	s	s	s	s	s	s	s
L68200	Real estate activities on a fee or contract basis	s	s	s	s	s	s	s

TABLE 4a Number of Establishments and Revenue by Type for Real Estate Activities Establishments with Total Employment of 20 and Over
by Industry Sub-Class: Philippines, 2010 *(Continued)*

(Value in thousand pesos. Details may not add up to total due to rounding and/or statistical disclosure control)

2009 PSIC Code	Industry Description	Number of Establishments	Revenue					
			Total	Real Estate Sales	Commissions and Fees Earned	Income from Renting of Land, Building and Structures	Interest Income	Dividend Income
		(1)	(2)	(3)	(4)	(5)	(6)	(7)
II - Cagayan Valley		S	S	S	S	S	S	S
L68110	Real estate buying, selling, renting, leasing and operating of self-owned/leased apartment buildings, non-residential and dwellings	S	S	S	S	S	S	S
III - Central Luzon		13	5,488,349	238,408	10,757	4,897,674	235,295	-
L68110	Real estate buying, selling, renting, leasing and operating of self-owned/leased apartment buildings, non-residential and dwellings	8	5,237,688	-	-	4,896,800	235,156	-
L68120	Real estate buying, developing, subdividing and selling }							
L68200	Real estate activities on a fee or contract basis }	5	250,662	238,408	10,757	874	140	-
IVA - CALABARZON		17	1,744,456	1,236,987	-	454,676	33,607	1,001
L68110	Real estate buying, selling, renting, leasing and operating of self-owned/leased apartment buildings, non-residential and dwellings }							
L68120	Real estate buying, developing, subdividing and selling }	17	1,744,456	1,236,987	-	454,676	33,607	1,001
V - Bicol Region		5	118,033	72,460	-	43,238	1,452	-
L68110	Real estate buying, selling, renting, leasing and operating of self-owned/leased apartment buildings, non-residential and dwellings }							
L68120	Real estate buying, developing, subdividing and selling }	5	118,033	72,460	-	43,238	1,452	-
L68130	Cemetery and columbarium development, selling, renting, leasing and operating of self-owned cemetery/columbarium (including burial crypt) }							

TABLE 4a Number of Establishments and Revenue by Type for Real Estate Activities Establishments with Total Employment of 20 and Over by Industry Sub-Class: Philippines, 2010 (Continued)

(Value in thousand pesos. Details may not add up to total due to rounding and/or statistical disclosure control)

2009 PSIC Code	Industry Description	Number of Establishments	Revenue						
			Total	Real Estate Sales	Commissions and Fees Earned	Income from Renting of Land, Building and Structures	Interest Income	Dividend Income	
		(1)	(2)	(3)	(4)	(5)	(6)	(7)	
VI - Western Visayas		12	28,892,258	583,164	24,129,422	4,805	263,066	83,102	
L68120	Real estate buying, developing, subdividing and selling	9	645,675	567,418	-	4,636	28,326	-	
L68130	Cemetery and columbarium development, selling, renting, leasing and operating of self-owned cemetery/columbarium (including burial crypt)	}	3	28,246,583	15,746	24,129,422	169	234,741	83,102
L68200	Real estate activities on a fee or contract basis								
VII - Central Visayas		19	5,790,783	5,245,735	24,670	274,289	37,180	112,155	
L68110	Real estate buying, selling, renting, leasing and operating of self-owned/leased apartment buildings, non-residential and dwellings	s	s	s	s	s	s	s	
L68120	Real estate buying, developing, subdividing and selling	16	5,681,833	5,245,735	-	190,014	37,175	112,155	
L68140	Renting or leasing services of residential properties	s	s	s	s	s	s	s	
L68200	Real estate activities on a fee or contract basis	s	s	s	s	s	s	s	
VIII - Eastern Visayas		s	s	s	s	s	s	s	
L68110	Real estate buying, selling, renting, leasing and operating of self-owned/leased apartment buildings, non-residential and dwellings	s	s	s	s	s	s	s	
X - Northern Mindanao		s	s	s	s	s	s	s	
L68120	Real estate buying, developing, subdividing and selling	s	s	s	s	s	s	s	
L68130	Cemetery and columbarium development, selling, renting, leasing and operating of self-owned cemetery/columbarium (including burial crypt)	s	s	s	s	s	s	s	

TABLE 4a Number of Establishments and Revenue by Type for Real Estate Activities Establishments with Total Employment of 20 and Over
by Industry Sub-Class: Philippines, 2010 (Continued)

(Value in thousand pesos. Details may not add up to total due to rounding and/or statistical disclosure control)

2009 PSIC Code	Industry Description	Number of Establishments	Revenue					
			Total	Real Estate Sales	Commissions and Fees Earned	Income from Renting of Land, Building and Structures	Interest Income	Dividend Income
		(1)	(2)	(3)	(4)	(5)	(6)	(7)
XI - Davao Region		12	1,825,591	1,317,251	-	206,304	47,896	11,889
L68110	Real estate buying, selling, renting, leasing and operating of self-owned/leased apartment buildings, non-residential and dwellings	6	172,452	-	-	171,629	823	-
L68120	Real estate buying, developing, subdividing and selling }							
L68130	Cemetery and columbarium development, selling, renting, leasing and operating of self-owned cemetery/columbarium (including burial crypt) }	6	1,653,140	1,317,252	-	34,675	47,073	11,889
XII - SOCCSKSARGEN		S	S	S	S	S	S	S
L68110	Real estate buying, selling, renting, leasing and operating of self-owned/leased apartment buildings, non-residential and dwellings	S	S	S	S	S	S	S
L68120	Real estate buying, developing, subdividing and selling	S	S	S	S	S	S	S
XIII - Caraga		S	S	S	S	S	S	S
L68130	Cemetery and columbarium development, selling, renting, leasing and operating of self-owned cemetery/columbarium (including burial crypt)	S	S	S	S	S	S	S

TABLE 4a Number of Establishments and Revenue by Type for Real Estate Activities Establishments with Total Employment of 20 and Over by Industry Sub-Class: Philippines, 2010 (Continued)

(Value in thousand pesos. Details may not add up to total due to rounding and/or statistical disclosure control)

2009 PSIC Code	Industry Description	Revenue						
		Value of Goods for Resale	Industrial Services Done for Others	Other Non- Industrial Services Done for Others	Royalty Income	Franchise Income	Foreign Exchange Gains	Other Income
		(8)	(9)	(10)	(11)	(12)	(13)	(14)
	Philippines	304,239	1,188	2,641,525	1,945	-	186,852	10,679,943
L68110	Real estate buying, selling, renting, leasing and operating of self-owned/leased apartment buildings, non-residential and dwellings	304,239	705	97,486	1,945	-	84,852	678,771
L68120	Real estate buying, developing, subdividing and selling	-	-	2,066,596	-	-	77,905	6,146,586
L68130	Cemetery and columbarium development, selling, renting, leasing and operating of self-owned cemetery/columbarium (including burial crypt)	-	-	254,602	-	-	3,679	20,624
L68140	Renting or leasing services of residential properties	}	-	-	-	-	20,416	-
L68190	Other real estate activities with own or leased property							
L68200	Real estate activities on a fee or contract basis	-	483	222,841	-	-	-	3,833,962
	National Capital Region	302,349	-	2,425,231	1,945	-	167,280	6,616,421
L68110	Real estate buying, selling, renting, leasing and operating of self-owned/leased apartment buildings, non-residential and dwellings	302,349	-	3,484	1,945	-	105,268	651,242
L68120	Real estate buying, developing, subdividing and selling	-	-	1,951,665	-	-	58,333	5,893,996
L68130	Cemetery and columbarium development, selling, renting, leasing and operating of self-owned cemetery/columbarium (including burial crypt)	-	-	247,241	-	-	3,679	20,624
L68140	Renting or leasing services of residential properties	a/	a/	a/	a/	a/	a/	a/
L68190	Other real estate activities with own or leased property	a/	a/	a/	a/	a/	a/	a/
L68200	Real estate activities on a fee or contract basis	-	-	222,841	-	-	-	50,559
	Cordillera Administrative Region	s	s	s	s	s	s	s
L68120	Real estate buying, developing, subdividing and selling	s	s	s	s	s	s	s
	I - Ilocos Region	s	s	s	s	s	s	s
L68110	Real estate buying, selling, renting, leasing and operating of self-owned/leased apartment buildings, non-residential and dwellings	s	s	s	s	s	s	s
L68200	Real estate activities on a fee or contract basis	s	s	s	s	s	s	

TABLE 4a Number of Establishments and Revenue by Type for Real Estate Activities Establishments with Total Employment of 20 and Over
by Industry Sub-Class: Philippines, 2010 (Continued)

(Value in thousand pesos. Details may not add up to total due to rounding and/or statistical disclosure control)

2009 PSIC Code	Industry Description	Revenue						
		Value of Goods for Resale	Industrial Services Done for Others	Other Non- Industrial Services Done for Others	Royalty Income	Franchise Income	Foreign Exchange Gains	Other Income
		(8)	(9)	(10)	(11)	(12)	(13)	(14)
II - Cagayan Valley		s	s	s	s	s	s	s
L68110	Real estate buying, selling, renting, leasing and operating of self-owned/leased apartment buildings, non-residential and dwellings	s	s	s	s	s	s	s
III - Central Luzon		1,890	570	81,284	-	-	-	22,471
L68110	Real estate buying, selling, renting, leasing and operating of self-owned/leased apartment buildings, non-residential and dwellings	1,890	87	81,284	-	-	-	22,471
L68120	Real estate buying, developing, subdividing and selling }	-	483	-	-	-	-	-
L68200	Real estate activities on a fee or contract basis }							
IVA - CALABARZON		-	618	13,484	-	-	-	4,083
L68110	Real estate buying, selling, renting, leasing and operating of self-owned/leased apartment buildings, non-residential and dwellings }	-	618	13,484	-	-	-	4,083
L68120	Real estate buying, developing, subdividing and selling }							
V - Bicol Region		-	-	-	-	-	-	883
L68110	Real estate buying, selling, renting, leasing and operating of self-owned/leased apartment buildings, non-residential and dwellings }	-	-	-	-	-	-	883
L68120	Real estate buying, developing, subdividing and selling }							
L68130	Cemetery and columbarium development, selling, renting, leasing and operating of self-owned cemetery/columbarium (including burial crypt) }	-	-	-	-	-	-	-
L68200	Real estate activities on a fee or contract basis }							
VI - Western Visayas		-	-	15,124	-	-	-	3,813,574
L68120	Real estate buying, developing, subdividing and selling	-	-	15,124	-	-	-	30,172
L68130	Cemetery and columbarium development, selling, renting, leasing and operating of self-owned cemetery/columbarium (including burial crypt) }	-	-	-	-	-	-	3,783,402
L68200	Real estate activities on a fee or contract basis }							

TABLE 4a Number of Establishments and Revenue by Type for Real Estate Activities Establishments with Total Employment of 20 and Over
by Industry Sub-Class: Philippines, 2010 (Continued)

(Value in thousand pesos. Details may not add up to total due to rounding and/or statistical disclosure control)

2009 PSIC Code	Industry Description	Revenue						
		Value of Goods for Resale	Industrial Services Done for Others	Other Non- Industrial Services Done for Others	Royalty Income	Franchise Income	Foreign Exchange Gains	Other Income
		(8)	(9)	(10)	(11)	(12)	(13)	(14)
VII - Central Visayas		-	-	81,360	-	-	11,365	4,030
L68110	Real estate buying, selling, renting, leasing and operating of self-owned/leased apartment buildings, non-residential and dwellings	S	S	S	S	S	S	S
L68120	Real estate buying, developing, subdividing and selling	-	-	81,360	-	-	11,365	4,030
L68140	Renting or leasing services of residential properties	S	S	S	S	S	S	S
L68200	Real estate activities on a fee or contract basis	S	S	S	S	S	S	S
VIII - Eastern Visayas		S	S	S	S	S	S	S
L68110	Real estate buying, selling, renting, leasing and operating of self-owned/leased apartment buildings, non-residential and dwellings	S	S	S	S	S	S	S
X - Northern Mindanao		S	S	S	S	S	S	S
L68120	Real estate buying, developing, subdividing and selling	S	S	S	S	S	S	S
L68130	Cemetery and columbarium development, selling, renting, leasing and operating of self-owned cemetery/columbarium (including burial crypt)	S	S	S	S	S	S	S
XI - Davao Region		-	-	17,968	-	-	8,207	216,077
L68110	Real estate buying, selling, renting, leasing and operating of self-owned/leased apartment buildings, non-residential and dwellings	-	-	-	-	-	-	-
L68120	Real estate buying, developing, subdividing and selling	}	}	17,967	-	-	8,207	216,077
L68130	Cemetery and columbarium development, selling, renting, leasing and operating of self-owned cemetery/columbarium (including burial crypt)							
XII - SOCCSKSARGEN		S	S	S	S	S	S	S
L68110	Real estate buying, selling, renting, leasing and operating of self-owned/leased apartment buildings, non-residential and dwellings	S	S	S	S	S	S	S
L68120	Real estate buying, developing, subdividing and selling	S	S	S	S	S	S	S

TABLE 4a Number of Establishments and Revenue by Type for Real Estate Activities Establishments with Total Employment of 20 and Over
by Industry Sub-Class: Philippines, 2010 *(Concluded)*

(Value in thousand pesos. Details may not add up to total due to rounding and/or statistical disclosure control)

2009 PSIC Code	Industry Description	Revenue						
		Value of Goods for Resale	Industrial Services Done for Others	Other Non- Industrial Services Done for Others	Royalty Income	Franchise Income	Foreign Exchange Gains	Other Income
		(8)	(9)	(10)	(11)	(12)	(13)	(14)
XIII - Caraga		s	s	s	s	s	s	s
L68130	Cemetery and columbarium development, selling, renting, leasing and operating of self-owned cemetery/columbarium (including burial crypt)	s	s	s	s	s	s	s

- Zero or less than 500

} Combined data of two or more industries

a/ Data combined with PSIC L68110

s Suppressed data

TABLE 4a.1 Number of Establishments and Revenue from Main Activity by Type of Transaction for Real Estate Activities Establishments with Total Employment of 20 and Over by Industry Sub-Class: Philippines, 2010

(Value in thousand pesos. Details may not add up to total due to rounding and/or statistical disclosure control)

2009 PSIC Code	Industry Description	Number of Establishments	Revenue from Main Activity		
			Total	Transactions Within the Country	Transactions Outside the Country
		(1)	(2)	(3)	(4)
Philippines		380	-	-	
L68110	Real estate buying, selling, renting, leasing and operating of self-owned/leased apartment buildings, non-residential and dwellings	76	-	-	
L68120	Real estate buying, developing, subdividing and selling	236	-	-	
L68130	Cemetery and columbarium development, selling, renting, leasing and operating of self-owned cemetery/columbarium (including burial crypt)	21	-	-	
L68140	Renting or leasing services of residential properties	}	-	-	
L68190	Other real estate activities with own or leased property	}	-	-	
L68200	Real estate activities on a fee or contract basis	44	-	-	
National Capital Region		292	-	-	
L68110	Real estate buying, selling, renting, leasing and operating of self-owned/leased apartment buildings, non-residential and dwellings	56	-	-	
L68120	Real estate buying, developing, subdividing and selling	182	-	-	
L68130	Cemetery and columbarium development, selling, renting, leasing and operating of self-owned cemetery/columbarium (including burial crypt)	15	-	-	
L68140	Renting or leasing services of residential properties	a/	a/	a/	
L68190	Other real estate activities with own or leased property	a/	a/	a/	
L68200	Real estate activities on a fee or contract basis	39	-	-	
Cordillera Administrative Region		s	-	-	
L68120	Real estate buying, developing, subdividing and selling	s	-	-	
I - Ilocos Region		s	-	-	
L68110	Real estate buying, selling, renting, leasing and operating of self-owned/leased apartment buildings, non-residential and dwellings	s	-	-	
L68200	Real estate activities on a fee or contract basis	s	-	-	
II - Cagayan Valley		s	-	-	
L68110	Real estate buying, selling, renting, leasing and operating of self-owned/leased apartment buildings, non-residential and dwellings	s	-	-	

TABLE 4a.1 Number of Establishments and Revenue from Main Activity by Type of Transaction for Real Estate Activities Establishments with Total Employment of 20 and Over by Industry Sub-Class: Philippines, 2010 *(Continued)*

(Value in thousand pesos. Details may not add up to total due to rounding and/or statistical disclosure control)

2009 PSIC Code	Industry Description	Number of Establishments	Revenue from Main Activity		
			Total	Transactions Within the Country	Transactions Outside the Country
		(1)	(2)	(3)	(4)
III - Central Luzon		13	-	-	-
L68110	Real estate buying, selling, renting, leasing and operating of self-owned/leased apartment buildings, non-residential and dwellings	8	-	-	-
L68120	Real estate buying, developing, subdividing and selling }	5	-	-	-
L68200	Real estate activities on a fee or contract basis }		-	-	-
IVA - CALABARZON		17	-	-	-
L68110	Real estate buying, selling, renting, leasing and operating of self-owned/leased apartment buildings, non-residential and dwellings }	17	-	-	-
L68120	Real estate buying, developing, subdividing and selling }		-	-	-
V - Bicol Region		5	-	-	-
L68110	Real estate buying, selling, renting, leasing and operating of self-owned/leased apartment buildings, non-residential and dwellings }	5	-	-	-
L68120	Real estate buying, developing, subdividing and selling }		-	-	-
L68130	Cemetery and columbarium development, selling, renting, leasing and operating of self-owned cemetery/columbarium (including burial crypt) }		-	-	-
VI - Western Visayas		12	-	-	-
L68120	Real estate buying, developing, subdividing and selling	9	-	-	-
L68130	Cemetery and columbarium development, selling, renting, leasing and operating of self-owned cemetery/columbarium (including burial crypt) }	3	-	-	-
L68200	Real estate activities on a fee or contract basis }		-	-	-
VII - Central Visayas		19	-	-	-
L68110	Real estate buying, selling, renting, leasing and operating of self-owned/leased apartment buildings, non-residential and dwellings	s	s	s	s
L68120	Real estate buying, developing, subdividing and selling	16	-	-	-
L68140	Renting or leasing services of residential properties	s	s	s	s
L68200	Real estate activities on a fee or contract basis	s	s	s	s

TABLE 4a.1 Number of Establishments and Revenue from Main Activity by Type of Transaction for Real Estate Activities Establishments with Total Employment of 20 and Over by Industry Sub-Class: Philippines, 2010 *(Concluded)*

(Value in thousand pesos. Details may not add up to total due to rounding and/or statistical disclosure control)

2009 PSIC Code	Industry Description	Number of Establishments	Revenue from Main Activity		
			Total	Transactions Within the Country	Transactions Outside the Country
		(1)	(2)	(3)	(4)
VIII - Eastern Visayas		s	s	s	s
L68110	Real estate buying, selling, renting, leasing and operating of self-owned/leased apartment buildings, non-residential and dwellings	s	s	s	s
X - Northern Mindanao		s	s	s	s
L68120	Real estate buying, developing, subdividing and selling	s	s	s	s
L68130	Cemetery and columbarium development, selling, renting, leasing and operating of self-owned cemetery/columbarium (including burial crypt)	s	s	s	s
XI - Davao Region		12	-	-	-
L68110	Real estate buying, selling, renting, leasing and operating of self-owned/leased apartment buildings, non-residential and dwellings	6	-	-	-
L68120	Real estate buying, developing, subdividing and selling	6	-	-	-
L68130	Cemetery and columbarium development, selling, renting, leasing and operating of self-owned cemetery/columbarium (including burial crypt)		-	-	-
XII - SOCCSKSARGEN		s	s	s	s
L68110	Real estate buying, selling, renting, leasing and operating of self-owned/leased apartment buildings, non-residential and dwellings	s	s	s	s
L68120	Real estate buying, developing, subdividing and selling	s	s	s	s
XIII - Caraga		s	s	s	s
L68130	Cemetery and columbarium development, selling, renting, leasing and operating of self-owned cemetery/columbarium (including burial crypt)	s	s	s	s

- Zero or less than 500

} Combined data of two or more industries

a/ Data combined with PSIC L68110

s Suppressed data

TABLE 4a.2 Number of Establishments and Value of Non-Industrial Services Done for Others by Type for Real Estate Activities Establishments with Total Employment of 20 and Over by Industry Sub-Class: Philippines, 2010

(Value in thousand pesos. Details may not add up to total due to rounding and/or statistical disclosure control)

2009 PSIC Code	Industry Description	Number of Establishments	Non-Industrial Services Done for Others				
			Total	Rent Income from Land	Rental Income from Building and Structures	Other Rental Income	Other Non- Industrial Services
Philippines		380	41,327,915	1,543,700	37,142,691	-	2,641,525
L68110	Real estate buying, selling, renting, leasing and operating of self-owned/leased apartment buildings, non-residential and dwellings	76	28,357,976	-	28,260,490	-	97,486
L68120	Real estate buying, developing, subdividing and selling	236	12,086,370	1,427,691	8,592,083	-	2,066,596
L68130	Cemetery and columbarium development, selling, renting, leasing and operating of self-owned cemetery/columbarium (including burial crypt)	21	264,684	-	10,082	-	254,602
L68140	Renting or leasing services of residential properties	3	211,896	-	211,896	-	-
L68190	Other real estate activities with own or leased property						
L68200	Real estate activities on a fee or contract basis	44	406,990	116,009	68,140	-	222,841
National Capital Region		292	35,064,878	1,543,164	31,096,484	-	2,425,231
L68110	Real estate buying, selling, renting, leasing and operating of self-owned/leased apartment buildings, non-residential and dwellings	56	22,801,508	-	22,798,025	-	3,484
L68120	Real estate buying, developing, subdividing and selling	182	11,600,099	1,427,155	8,221,279	-	1,951,665
L68130	Cemetery and columbarium development, selling, renting, leasing and operating of self-owned cemetery/columbarium (including burial crypt)	15	257,154	-	9,913	-	247,241
L68140	Renting or leasing services of residential properties	a/	a/	a/	a/	a/	a/
L68190	Other real estate activities with own or leased property	a/	a/	a/	a/	a/	a/
L68200	Real estate activities on a fee or contract basis	39	406,116	116,009	67,267	-	222,841
Cordillera Administrative Region		s	s	s	s	s	s
L68120	Real estate buying, developing, subdividing and selling	s	s	s	s	s	s
I - Ilocos Region		s	s	s	s	s	s
L68110	Real estate buying, selling, renting, leasing and operating of self-owned/leased apartment buildings, non-residential and dwellings	s	s	s	s	s	s
L68200	Real estate activities on a fee or contract basis	s	s	s	s	s	s

TABLE 4a.2 Number of Establishments and Value of Non-Industrial Services Done for Others by Type for Real Estate Activities Establishments with Total Employment of 20 and Over by Industry Sub-Class: Philippines, 2010 *(Continued)*

(Value in thousand pesos. Details may not add up to total due to rounding and/or statistical disclosure control)

2009 PSIC Code	Industry Description	Number of Establishments	Non-Industrial Services Done for Others				
			Total	Rent Income from Land	Rental Income from Building and Structures	Other Rental Income	Other Non- Industrial Services
		(1)	(2)	(3)	(4)	(5)	(6)
II - Cagayan Valley		s	s	s	s	s	s
L68110	Real estate buying, selling, renting, leasing and operating of self-owned/leased apartment buildings, non-residential and dwellings	s	s	s	s	s	s
III - Central Luzon		13	4,978,958	-	4,897,674	-	81,284
L68110	Real estate buying, selling, renting, leasing and operating of self-owned/leased apartment buildings, non-residential and dwellings	8	4,978,085	-	4,896,800	-	81,284
L68120	Real estate buying, developing, subdividing and selling	5	874	-	874	-	-
L68200	Real estate activities on a fee or contract basis						
IVA - CALABARZON		17	468,160	-	454,676	-	13,484
L68110	Real estate buying, selling, renting, leasing and operating of self-owned/leased apartment buildings, non-residential and dwellings	17	468,160	-	454,676	-	13,484
L68120	Real estate buying, developing, subdividing and selling						
V - Bicol Region		5	43,238	-	43,238	-	-
L68110	Real estate buying, selling, renting, leasing and operating of self-owned/leased apartment buildings, non-residential and dwellings	5	43,238	-	43,238	-	-
L68120	Real estate buying, developing, subdividing and selling						
L68130	Cemetery and columbarium development, selling, renting, leasing and operating of self-owned cemetery/columbarium (including burial crypt)						
VI - Western Visayas		12	19,929	-	4,805	-	15,124
L68120	Real estate buying, developing, subdividing and selling	9	19,760	-	4,636	-	15,124
L68130	Cemetery and columbarium development, selling, renting, leasing and operating of self-owned cemetery/columbarium (including burial crypt)	3	169	-	169	-	-
L68200	Real estate activities on a fee or contract basis						

TABLE 4a.2 Number of Establishments and Value of Non-Industrial Services Done for Others by Type for Real Estate Activities Establishments with Total Employment of 20 and Over by Industry Sub-Class: Philippines, 2010 *(Continued)*

(Value in thousand pesos. Details may not add up to total due to rounding and/or statistical disclosure control)

2009 PSIC Code	Industry Description	Number of Establishments	Non-Industrial Services Done for Others				
			Total	Rent Income from Land	Rental Income from Building and Structures	Other Rental Income	Other Non- Industrial Services
		(1)	(2)	(3)	(4)	(5)	(6)
VII - Central Visayas		19	355,649	-	274,289	-	81,360
L68110	Real estate buying, selling, renting, leasing and operating of self-owned/leased apartment buildings, non-residential and dwellings	s	s	s	s	s	s
L68120	Real estate buying, developing, subdividing and selling	16	271,374	-	190,014	-	81,360
L68140	Renting or leasing services of residential properties	s	s	s	s	s	s
L68200	Real estate activities on a fee or contract basis	s	s	s	s	s	s
VIII - Eastern Visayas		s	s	s	s	s	s
L68110	Real estate buying, selling, renting, leasing and operating of self-owned/leased apartment buildings, non-residential and dwellings	s	s	s	s	s	s
X - Northern Mindanao		s	s	s	s	s	s
L68120	Real estate buying, developing, subdividing and selling	s	s	s	s	s	s
L68130	Cemetery and columbarium development, selling, renting, leasing and operating of self-owned cemetery/columbarium (including burial crypt)	s	s	s	s	s	s
XI - Davao Region		12	224,271	536	205,768	-	17,968
L68110	Real estate buying, selling, renting, leasing and operating of self-owned/leased apartment buildings, non-residential and dwellings	6	171,629	-	171,629	-	-
L68120	Real estate buying, developing, subdividing and selling	}	6	52,643	536	34,139	-
L68130	Cemetery and columbarium development, selling, renting, leasing and operating of self-owned cemetery/columbarium (including burial crypt)						
XII - SOCCSKSARGEN		s	s	s	s	s	s
L68110	Real estate buying, selling, renting, leasing and operating of self-owned/leased apartment buildings, non-residential and dwellings	s	s	s	s	s	s
L68120	Real estate buying, developing, subdividing and selling	s	s	s	s	s	s

TABLE 4a.2 Number of Establishments and Value of Non-Industrial Services Done for Others by Type for Real Estate Activities Establishments
with Total Employment of 20 and Over by Industry Sub-Class: Philippines, 2010 (*Concluded*)

(Value in thousand pesos. Details may not add up to total due to rounding and/or statistical disclosure control)

2009 PSIC Code	Industry Description	Number of Establishments	Non-Industrial Services Done for Others				
			Total	Rent Income from Land	Rental Income from Building and Structures	Other Rental Income	Other Non- Industrial Services
		(1)	(2)	(3)	(4)	(5)	(6)
XIII - Caraga		s	s	s	s	s	s
L68130	Cemetery and columbarium development, selling, renting, leasing and operating of self-owned cemetery/columbarium (including burial crypt)	s	s	s	s	s	s

- Zero or less than 500

} Combined data of two or more industries

a/ Data combined with PSIC L68110

s Suppressed data

TABLE 5a Number of Establishments and Cost by Type for Real Estate Activities Establishments with Total Employment of 20 and Over
by Industry Sub-Class: Philippines, 2010

(Value in thousand pesos. Details may not add up to total due to rounding and/or statistical disclosure control)

2009 PSIC Code	Industry Description	Number of Establishments	Cost				
			Total	Real Estate Purchased for Sale	Materials and Supplies Purchased	Fuels, Lubricants, Oils and Greases Purchased	
			(1)	(2)	(3)	(4)	(5)
Philippines		380	215,047,127	131,171,469	2,119,063	597,103	
L68110	Real estate buying, selling, renting, leasing and operating of self-owned/leased apartment buildings, non-residential and dwellings	76	16,985,074	-	192,894	79,219	
L68120	Real estate buying, developing, subdividing and selling	236	180,288,053	130,902,902	1,245,741	432,388	
L68130	Cemetery and columbarium development, selling, renting, leasing and operating of self-owned cemetery/columbarium (including burial crypt)	21	1,154,559	268,567	113,368	29,414	
L68140	Renting or leasing services of residential properties	}					
L68190	Other real estate activities with own or leased property	}	3	172,568	-	4,508	5,436
L68200	Real estate activities on a fee or contract basis	44	16,446,873	-	562,551	50,645	
National Capital Region		292	190,308,447	126,394,073	1,400,405	442,661	
L68110	Real estate buying, selling, renting, leasing and operating of self-owned/leased apartment buildings, non-residential and dwellings	56	13,642,505	-	142,585	59,841	
L68120	Real estate buying, developing, subdividing and selling	182	172,718,896	126,129,923	1,096,059	341,351	
L68130	Cemetery and columbarium development, selling, renting, leasing and operating of self-owned cemetery/columbarium (including burial crypt)	15	1,119,659	264,150	111,529	25,698	
L68140	Renting or leasing services of residential properties	a/	a/	a/	a/	a/	
L68190	Other real estate activities with own or leased property	a/	a/	a/	a/	a/	
L68200	Real estate activities on a fee or contract basis	39	2,827,387	-	50,231	15,770	
Cordillera Administrative Region		s	s	s	s	s	
L68120	Real estate buying, developing, subdividing and selling	s	s	s	s	s	
I - Ilocos Region		s	s	s	s	s	
L68110	Real estate buying, selling, renting, leasing and operating of self-owned/leased apartment buildings, non-residential and dwellings	s	s	s	s	s	
L68200	Real estate activities on a fee or contract basis	s	s	s	s	s	

TABLE 5a Number of Establishments and Cost by Type for Real Estate Activities Establishments with Total Employment of 20 and Over
by Industry Sub-Class: Philippines, 2010 (Continued)

(Value in thousand pesos. Details may not add up to total due to rounding and/or statistical disclosure control)

2009 PSIC Code	Industry Description	Number of Establishments	Cost				
			Total	Real Estate Purchased for Sale	Materials and Supplies Purchased	Fuels, Lubricants, Oils and Greases Purchased	
							(1)
II - Cagayan Valley		S	S	S	S	S	
L68110	Real estate buying, selling, renting, leasing and operating of self-owned/leased apartment buildings, non-residential and dwellings	S	S	S	S	S	
III - Central Luzon		13	3,279,638	171,179	52,652	22,259	
L68110	Real estate buying, selling, renting, leasing and operating of self-owned/leased apartment buildings, non-residential and dwellings	8	3,051,111	-	48,586	14,297	
L68120	Real estate buying, developing, subdividing and selling	}	5	228,527	171,179	4,065	7,962
L68200	Real estate activities on a fee or contract basis						
IVA - CALABARZON		17	1,341,043	751,863	27,096	14,001	
L68110	Real estate buying, selling, renting, leasing and operating of self-owned/leased apartment buildings, non-residential and dwellings	}	17	1,341,043	751,863	27,096	14,001
L68120	Real estate buying, developing, subdividing and selling						
V - Bicol Region		5	117,985	43,055	2,418	4,413	
L68110	Real estate buying, selling, renting, leasing and operating of self-owned/leased apartment buildings, non-residential and dwellings	}	5	117,985	43,055	2,418	4,413
L68120	Real estate buying, developing, subdividing and selling						
L68130	Cemetery and columbarium development, selling, renting, leasing and operating of self-owned cemetery/columbarium (including burial crypt)						
VI - Western Visayas		12	14,091,325	257,227	579,529	47,131	
L68120	Real estate buying, developing, subdividing and selling	9	492,160	254,941	72,853	11,647	
L68130	Cemetery and columbarium development, selling, renting, leasing and operating of self-owned cemetery/columbarium (including burial crypt)	}	3	13,599,164	2,286	506,677	35,484
L68200	Real estate activities on a fee or contract basis						

TABLE 5a Number of Establishments and Cost by Type for Real Estate Activities Establishments with Total Employment of 20 and Over
by Industry Sub-Class: Philippines, 2010 (Continued)

(Value in thousand pesos. Details may not add up to total due to rounding and/or statistical disclosure control)

2009 PSIC Code	Industry Description	Number of Establishments	Cost			
			Total	Real Estate Purchased for Sale	Materials and Supplies Purchased	Fuels, Lubricants, Oils and Greases Purchased
		(1)	(2)	(3)	(4)	(5)
VII - Central Visayas		19	4,400,281	2,747,180	38,636	42,384
L68110	Real estate buying, selling, renting, leasing and operating of self-owned/leased apartment buildings, non-residential and dwellings	s	s	s	s	s
L68120	Real estate buying, developing, subdividing and selling	16	4,324,002	2,747,180	35,046	36,355
L68140	Renting or leasing services of residential properties	s	s	s	s	s
L68200	Real estate activities on a fee or contract basis	s	s	s	s	s
VIII - Eastern Visayas		s	s	s	s	s
L68110	Real estate buying, selling, renting, leasing and operating of self-owned/leased apartment buildings, non-residential and dwellings	s	s	s	s	s
X - Northern Mindanao		s	s	s	s	s
L68120	Real estate buying, developing, subdividing and selling	s	s	s	s	s
L68130	Cemetery and columbarium development, selling, renting, leasing and operating of self-owned cemetery/columbarium (including burial crypt)	s	s	s	s	s
XI - Davao Region		12	1,133,839	633,187	9,267	21,833
L68110	Real estate buying, selling, renting, leasing and operating of self-owned/leased apartment buildings, non-residential and dwellings	6	114,733	-	3,018	2,036
L68120	Real estate buying, developing, subdividing and selling	}	6	1,019,106	633,187	6,248
L68130	Cemetery and columbarium development, selling, renting, leasing and operating of self-owned cemetery/columbarium (including burial crypt)					
XII - SOCCSKSARGEN		s	s	s	s	s
L68110	Real estate buying, selling, renting, leasing and operating of self-owned/leased apartment buildings, non-residential and dwellings	s	s	s	s	s
L68120	Real estate buying, developing, subdividing and selling	s	s	s	s	s

TABLE 5a Number of Establishments and Cost by Type for Real Estate Activities Establishments with Total Employment of 20 and Over
by Industry Sub-Class: Philippines, 2010 *(Continued)*

(Value in thousand pesos. Details may not add up to total due to rounding and/or statistical disclosure control)

2009 PSIC Code	Industry Description	Number of Establishments	Cost			
			Total	Real Estate Purchased for Sale	Materials and Supplies Purchased	Fuels, Lubricants, Oils and Greases Purchased
		(1)	(2)	(3)	(4)	(5)
XIII - Caraga		s	s	s	s	s
L68130	Cemetery and columbarium development, selling, renting, leasing and operating of self-owned cemetery/columbarium (including burial crypt)	s	s	s	s	s

TABLE 5a Number of Establishments and Cost by Type for Real Estate Activities Establishments with Total Employment of 20 and Over
by Industry Sub-Class: Philippines, 2010 (Continued)

(Value in thousand pesos. Details may not add up to total due to rounding and/or statistical disclosure control)

2009 PSIC Code	Industry Description	Cost				
		Electricity and Water Purchased	Industrial Services Done by Others	Cost of Non- Industrial Services Done by Others	Interest Expense	Taxes on Product and Production
		(6)	(7)	(8)	(9)	(10)
Philippines		7,667,824	2,323,093	37,814,855	10,498,899	6,454,054
L68110	Real estate buying, selling, renting, leasing and operating of self-owned/leased apartment buildings, non-residential and dwellings	1,675,997	354,486	4,263,244	2,047,107	1,493,655
L68120	Real estate buying, developing, subdividing and selling	3,159,448	1,496,256	27,355,911	6,588,738	3,466,520
L68130	Cemetery and columbarium development, selling, renting, leasing and operating of self-owned cemetery/columbarium (including burial crypt)	58,440	77,024	390,147	17,297	47,137
L68140	Renting or leasing services of residential properties	}	}	}	}	}
L68190	Other real estate activities with own or leased property					
L68200	Real estate activities on a fee or contract basis	2,751,781	388,971	5,781,157	1,780,771	1,429,729
National Capital Region		4,721,541	1,916,307	32,385,298	7,627,152	4,698,589
L68110	Real estate buying, selling, renting, leasing and operating of self-owned/leased apartment buildings, non-residential and dwellings	1,485,179	323,680	3,343,222	1,642,843	1,226,373
L68120	Real estate buying, developing, subdividing and selling	3,023,149	1,291,768	26,586,927	5,959,271	3,326,991
L68130	Cemetery and columbarium development, selling, renting, leasing and operating of self-owned cemetery/columbarium (including burial crypt)	56,035	74,364	379,952	17,297	45,112
L68140	Renting or leasing services of residential properties	a/	a/	a/	a/	a/
L68190	Other real estate activities with own or leased property	a/	a/	a/	a/	a/
L68200	Real estate activities on a fee or contract basis	157,178	226,495	2,075,198	7,741	100,113
Cordillera Administrative Region		s	s	s	s	s
L68120	Real estate buying, developing, subdividing and selling	s	s	s	s	s
I - Ilocos Region		s	s	s	s	s
L68110	Real estate buying, selling, renting, leasing and operating of self-owned/leased apartment buildings, non-residential and dwellings	s	s	s	s	s
L68200	Real estate activities on a fee or contract basis	s	s	s	s	s

TABLE 5a Number of Establishments and Cost by Type for Real Estate Activities Establishments with Total Employment of 20 and Over
by Industry Sub-Class: Philippines, 2010 (Continued)

(Value in thousand pesos. Details may not add up to total due to rounding and/or statistical disclosure control)

2009 PSIC Code	Industry Description	Cost				
		Electricity and Water Purchased	Industrial Services Done by Others	Cost of Non- Industrial Services Done by Others	Interest Expense	Taxes on Product and Production
		(6)	(7)	(8)	(9)	(10)
II - Cagayan Valley		s	s	s	s	s
L68110	Real estate buying, selling, renting, leasing and operating of self-owned/leased apartment buildings, non-residential and dwellings	s	s	s	s	s
III - Central Luzon		93,629	26,949	847,134	443,346	256,468
L68110	Real estate buying, selling, renting, leasing and operating of self-owned/leased apartment buildings, non-residential and dwellings	88,381	14,687	839,047	433,911	251,287
L68120	Real estate buying, developing, subdividing and selling }					
L68200	Real estate activities on a fee or contract basis }	5,247	12,262	8,087	9,435	5,181
IVA - CALABARZON		29,592	23,170	123,313	290,044	19,510
L68110	Real estate buying, selling, renting, leasing and operating of self-owned/leased apartment buildings, non-residential and dwellings }					
L68120	Real estate buying, developing, subdividing and selling }	29,592	23,170	123,313	290,044	19,510
V - Bicol Region		20,375	660	9,201	20,409	4,362
L68110	Real estate buying, selling, renting, leasing and operating of self-owned/leased apartment buildings, non-residential and dwellings }					
L68120	Real estate buying, developing, subdividing and selling }	20,375	660	9,201	20,409	4,362
L68130	Cemetery and columbarium development, selling, renting, leasing and operating of self-owned cemetery/columbarium (including burial crypt) }					
VI - Western Visayas		2,601,177	169,333	3,757,051	1,806,210	1,355,258
L68120	Real estate buying, developing, subdividing and selling	7,868	11,720	51,635	38,948	26,907
L68130	Cemetery and columbarium development, selling, renting, leasing and operating of self-owned cemetery/columbarium (including burial crypt) }					
L68200	Real estate activities on a fee or contract basis }	2,593,309	157,613	3,705,416	1,767,262	1,328,351

TABLE 5a Number of Establishments and Cost by Type for Real Estate Activities Establishments with Total Employment of 20 and Over
by Industry Sub-Class: Philippines, 2010 (Continued)

(Value in thousand pesos. Details may not add up to total due to rounding and/or statistical disclosure control)

2009 PSIC Code	Industry Description	Cost				
		Electricity and Water Purchased	Industrial Services Done by Others	Cost of Non- Industrial Services Done by Others	Interest Expense	Taxes on Product and Production
		(6)	(7)	(8)	(9)	(10)
VII - Central Visayas		98,297	140,442	465,583	204,013	80,243
L68110	Real estate buying, selling, renting, leasing and operating of self-owned/leased apartment buildings, non-residential and dwellings	s	s	s	s	s
L68120	Real estate buying, developing, subdividing and selling	86,812	133,164	451,547	197,412	76,202
L68140	Renting or leasing services of residential properties	s	s	s	s	s
L68200	Real estate activities on a fee or contract basis	s	s	s	s	s
VIII - Eastern Visayas		s	s	s	s	s
L68110	Real estate buying, selling, renting, leasing and operating of self-owned/leased apartment buildings, non-residential and dwellings	s	s	s	s	s
X - Northern Mindanao		s	s	s	s	s
L68120	Real estate buying, developing, subdividing and selling	s	s	s	s	s
L68130	Cemetery and columbarium development, selling, renting, leasing and operating of self-owned cemetery/columbarium (including burial crypt)	s	s	s	s	s
XI - Davao Region		44,629	31,013	197,134	103,450	19,372
L68110	Real estate buying, selling, renting, leasing and operating of self-owned/leased apartment buildings, non-residential and dwellings	30,766	3,363	42,512	-	8,336
L68120	Real estate buying, developing, subdividing and selling }	13,862	27,650	154,621	103,450	11,036
L68130	Cemetery and columbarium development, selling, renting, leasing and operating of self-owned cemetery/columbarium (including burial crypt) }					
XII - SOCCSKSARGEN		s	s	s	s	s
L68110	Real estate buying, selling, renting, leasing and operating of self-owned/leased apartment buildings, non-residential and dwellings	s	s	s	s	s
L68120	Real estate buying, developing, subdividing and selling	s	s	s	s	

TABLE 5a Number of Establishments and Cost by Type for Real Estate Activities Establishments with Total Employment of 20 and Over
by Industry Sub-Class: Philippines, 2010 *(Continued)*

(Value in thousand pesos. Details may not add up to total due to rounding and/or statistical disclosure control)

2009 PSIC Code	Industry Description	Cost				
		Electricity and Water Purchased	Industrial Services Done by Others	Cost of Non- Industrial Services Done by Others	Interest Expense	Taxes on Product and Production
		(6)	(7)	(8)	(9)	(10)
XIII - Caraga		s	s	s	s	s
L68130	Cemetery and columbarium development, selling, renting, leasing and operating of self-owned cemetery/columbarium (including burial crypt)	s	s	s	s	s

TABLE 5a Number of Establishments and Cost by Type for Real Estate Activities Establishments with Total Employment of 20 and Over
by Industry Sub-Class: Philippines, 2010 (Continued)

(Value in thousand pesos. Details may not add up to total due to rounding and/or statistical disclosure control)

2009 PSIC Code	Industry Description	Cost				
		Goods Purchased for Resale	Research and Experimental Development	Environmental Protection Expense	Bad and Doubtful Debts	Depreciation of Fixed Assets
		(11)	(12)	(13)	(14)	(15)
	Philippines	245,572	-	3,142	517,328	11,803,168
L68110	Real estate buying, selling, renting, leasing and operating of self-owned/leased apartment buildings, non-residential and dwellings	245,572	-	-	396,056	4,397,177
L68120	Real estate buying, developing, subdividing and selling	-	-	503	83,049	3,643,740
L68130	Cemetery and columbarium development, selling, renting, leasing and operating of self-owned cemetery/columbarium (including burial crypt)	-	-	-	22,994	109,305
L68140	Renting or leasing services of residential properties	}	}	}	}	}
L68190	Other real estate activities with own or leased property	}	-	-	-	23,643
L68200	Real estate activities on a fee or contract basis	-	-	2,639	15,230	3,629,303
	National Capital Region	244,118	-	2,042	391,532	6,702,392
L68110	Real estate buying, selling, renting, leasing and operating of self-owned/leased apartment buildings, non-residential and dwellings	244,118	-	-	274,781	3,336,301
L68120	Real estate buying, developing, subdividing and selling	-	-	-	79,079	3,140,058
L68130	Cemetery and columbarium development, selling, renting, leasing and operating of self-owned cemetery/columbarium (including burial crypt)	-	-	-	22,444	102,309
L68140	Renting or leasing services of residential properties	a/	a/	a/	a/	a/
L68190	Other real estate activities with own or leased property	a/	a/	a/	a/	a/
L68200	Real estate activities on a fee or contract basis	-	-	2,042	15,230	123,725
	Cordillera Administrative Region	s	s	s	s	s
L68120	Real estate buying, developing, subdividing and selling	s	s	s	s	s
	I - Ilocos Region	s	s	s	s	s
L68110	Real estate buying, selling, renting, leasing and operating of self-owned/leased apartment buildings, non-residential and dwellings	s	s	s	s	s
L68200	Real estate activities on a fee or contract basis	s	s	s	s	s

TABLE 5a Number of Establishments and Cost by Type for Real Estate Activities Establishments with Total Employment of 20 and Over
by Industry Sub-Class: Philippines, 2010 (Continued)

(Value in thousand pesos. Details may not add up to total due to rounding and/or statistical disclosure control)

2009 PSIC Code	Industry Description	Cost				
		Goods Purchased for Resale	Research and Experimental Development	Environmental Protection Expense	Bad and Doubtful Debts	Depreciation of Fixed Assets
		(11)	(12)	(13)	(14)	(15)
II - Cagayan Valley		s	s	s	s	s
L68110	Real estate buying, selling, renting, leasing and operating of self-owned/leased apartment buildings, non-residential and dwellings	s	s	s	s	s
III - Central Luzon		1,454	-	-	120,167	976,107
L68110	Real estate buying, selling, renting, leasing and operating of self-owned/leased apartment buildings, non-residential and dwellings	1,454	-	-	120,081	971,086
L68120	Real estate buying, developing, subdividing and selling }					
L68200	Real estate activities on a fee or contract basis }	-	-	-	87	5,021
IVA - CALABARZON		-	-	503	2,114	42,887
L68110	Real estate buying, selling, renting, leasing and operating of self-owned/leased apartment buildings, non-residential and dwellings }					
L68120	Real estate buying, developing, subdividing and selling }	-	-	503	2,114	42,887
V - Bicol Region		-	-	-	550	12,542
L68110	Real estate buying, selling, renting, leasing and operating of self-owned/leased apartment buildings, non-residential and dwellings }					
L68120	Real estate buying, developing, subdividing and selling }	-	-	-	550	12,542
L68130	Cemetery and columbarium development, selling, renting, leasing and operating of self-owned cemetery/columbarium (including burial crypt) }					
VI - Western Visayas		-	-	-	2,799	3,515,284
L68120	Real estate buying, developing, subdividing and selling	-	-	-	2,799	12,533
L68130	Cemetery and columbarium development, selling, renting, leasing and operating of self-owned cemetery/columbarium (including burial crypt) }					
L68200	Real estate activities on a fee or contract basis }	-	-	-	-	3,502,751

TABLE 5a Number of Establishments and Cost by Type for Real Estate Activities Establishments with Total Employment of 20 and Over
by Industry Sub-Class: Philippines, 2010 (Continued)

(Value in thousand pesos. Details may not add up to total due to rounding and/or statistical disclosure control)

2009 PSIC Code	Industry Description	Cost				
		Goods Purchased for Resale	Research and Experimental Development	Environmental Protection Expense	Bad and Doubtful Debts	Depreciation of Fixed Assets
		(11)	(12)	(13)	(14)	(15)
VII - Central Visayas		-	-	597	-	431,071
L68110	Real estate buying, selling, renting, leasing and operating of self-owned/leased apartment buildings, non-residential and dwellings	\$	\$	\$	\$	\$
L68120	Real estate buying, developing, subdividing and selling	-	-	-	-	408,699
L68140	Renting or leasing services of residential properties	\$	\$	\$	\$	\$
L68200	Real estate activities on a fee or contract basis	\$	\$	\$	\$	\$
VIII - Eastern Visayas		\$	\$	\$	\$	\$
L68110	Real estate buying, selling, renting, leasing and operating of self-owned/leased apartment buildings, non-residential and dwellings	\$	\$	\$	\$	\$
X - Northern Mindanao		\$	\$	\$	\$	\$
L68120	Real estate buying, developing, subdividing and selling	\$	\$	\$	\$	\$
L68130	Cemetery and columbarium development, selling, renting, leasing and operating of self-owned cemetery/columbarium (including burial crypt)	\$	\$	\$	\$	\$
XI - Davao Region		-	-	-	165	64,367
L68110	Real estate buying, selling, renting, leasing and operating of self-owned/leased apartment buildings, non-residential and dwellings	-	-	-	-	22,073
L68120	Real estate buying, developing, subdividing and selling	}				
L68130	Cemetery and columbarium development, selling, renting, leasing and operating of self-owned cemetery/columbarium (including burial crypt)	}				
		-	-	-	165	42,295
XII - SOCCSKSARGEN		\$	\$	\$	\$	\$
L68110	Real estate buying, selling, renting, leasing and operating of self-owned/leased apartment buildings, non-residential and dwellings	\$	\$	\$	\$	\$
L68120	Real estate buying, developing, subdividing and selling	\$	\$	\$	\$	\$

TABLE 5a Number of Establishments and Cost by Type for Real Estate Activities Establishments with Total Employment of 20 and Over
by Industry Sub-Class: Philippines, 2010 *(Continued)*

(Value in thousand pesos. Details may not add up to total due to rounding and/or statistical disclosure control)

2009 PSIC Code	Industry Description	Cost				
		Goods Purchased for Resale	Research and Experimental Development	Environmental Protection Expense	Bad and Doubtful Debts	Depreciation of Fixed Assets
		(11)	(12)	(13)	(14)	(15)
XIII - Caraga		\$	\$	\$	\$	\$
L68130	Cemetery and columbarium development, selling, renting, leasing and operating of self-owned cemetery/columbarium (including burial crypt)	\$	\$	\$	\$	\$

TABLE 5a Number of Establishments and Cost by Type for Real Estate Activities Establishments with Total Employment of 20 and Over
by Industry Sub-Class: Philippines, 2010 (Continued)

(Value in thousand pesos. Details may not add up to total due to rounding and/or statistical disclosure control)

2009 PSIC Code	Industry Description	Cost			
		Foreign Exchange Losses	Royalty Fee	Franchise Fee	Other Cost
		(16)	(17)	(18)	(19)
	Philippines	83,302	9,601	-	3,738,655
L68110	Real estate buying, selling, renting, leasing and operating of self-owned/leased apartment buildings, non-residential and dwellings	76,454	-	-	1,763,213
L68120	Real estate buying, developing, subdividing and selling	5,795	-	-	1,907,062
L68130	Cemetery and columbarium development, selling, renting, leasing and operating of self-owned cemetery/columbarium (including burial crypt)	53	-	-	20,813
L68140	Renting or leasing services of residential properties }				
L68190	Other real estate activities with own or leased property }	-	3,596	-	474
L68200	Real estate activities on a fee or contract basis	1,000	6,005	-	47,093
	National Capital Region	67,395	9,601	-	3,305,340
L68110	Real estate buying, selling, renting, leasing and operating of self-owned/leased apartment buildings, non-residential and dwellings	61,913	3,596	-	1,498,073
L68120	Real estate buying, developing, subdividing and selling	4,446	-	-	1,739,875
L68130	Cemetery and columbarium development, selling, renting, leasing and operating of self-owned cemetery/columbarium (including burial crypt)	36	-	-	20,733
L68140	Renting or leasing services of residential properties	a/	a/	a/	a/
L68190	Other real estate activities with own or leased property	a/	a/	a/	a/
L68200	Real estate activities on a fee or contract basis	1,000	6,005	-	46,659
	Cordillera Administrative Region	s	s	s	s
L68120	Real estate buying, developing, subdividing and selling	s	s	s	s
	I - Ilocos Region	s	s	s	s
L68110	Real estate buying, selling, renting, leasing and operating of self-owned/leased apartment buildings, non-residential and dwellings	s	s	s	s
L68200	Real estate activities on a fee or contract basis	s	s	s	s

TABLE 5a Number of Establishments and Cost by Type for Real Estate Activities Establishments with Total Employment of 20 and Over
by Industry Sub-Class: Philippines, 2010 (Continued)

(Value in thousand pesos. Details may not add up to total due to rounding and/or statistical disclosure control)

2009 PSIC Code	Industry Description	Cost			
		Foreign Exchange Losses	Royalty Fee	Franchise Fee	Other Cost
		(16)	(17)	(18)	(19)
II - Cagayan Valley		S	S	S	S
L68110	Real estate buying, selling, renting, leasing and operating of self-owned/leased apartment buildings, non-residential and dwellings	S	S	S	S
III - Central Luzon		14,541	-	-	253,753
L68110	Real estate buying, selling, renting, leasing and operating of self-owned/leased apartment buildings, non-residential and dwellings	14,541	-	-	253,753
L68120	Real estate buying, developing, subdividing and selling }				
L68200	Real estate activities on a fee or contract basis }	-	-	-	-
IVA - CALABARZON		1,349	-	-	15,602
L68110	Real estate buying, selling, renting, leasing and operating of self-owned/leased apartment buildings, non-residential and dwellings }				
L68120	Real estate buying, developing, subdividing and selling }	1,349	-	-	15,602
V - Bicol Region		-	-	-	-
L68110	Real estate buying, selling, renting, leasing and operating of self-owned/leased apartment buildings, non-residential and dwellings }				
L68120	Real estate buying, developing, subdividing and selling }	-	-	-	-
L68130	Cemetery and columbarium development, selling, renting, leasing and operating of self-owned cemetery/columbarium (including burial crypt) }				
VI - Western Visayas		16	-	-	309
L68120	Real estate buying, developing, subdividing and selling	-	-	-	309
L68130	Cemetery and columbarium development, selling, renting, leasing and operating of self-owned cemetery/columbarium (including burial crypt) }				
L68200	Real estate activities on a fee or contract basis }	16	-	-	

TABLE 5a Number of Establishments and Cost by Type for Real Estate Activities Establishments with Total Employment of 20 and Over
by Industry Sub-Class: Philippines, 2010 (Continued)

(Value in thousand pesos. Details may not add up to total due to rounding and/or statistical disclosure control)

2009 PSIC Code	Industry Description	Cost			
		Foreign Exchange Losses	Royalty Fee	Franchise Fee	Other Cost
		(16)	(17)	(18)	(19)
VII - Central Visayas		-	-	-	151,835
L68110	Real estate buying, selling, renting, leasing and operating of self-owned/leased apartment buildings, non-residential and dwellings	S	S	S	S
L68120	Real estate buying, developing, subdividing and selling	-	-	-	151,586
L68140	Renting or leasing services of residential properties	S	S	S	S
L68200	Real estate activities on a fee or contract basis	S	S	S	S
VIII - Eastern Visayas		S	S	S	S
L68110	Real estate buying, selling, renting, leasing and operating of self-owned/leased apartment buildings, non-residential and dwellings	S	S	S	S
X - Northern Mindanao		S	S	S	S
L68120	Real estate buying, developing, subdividing and selling	S	S	S	S
L68130	Cemetery and columbarium development, selling, renting, leasing and operating of self-owned cemetery/columbarium (including burial crypt)	S	S	S	S
XI - Davao Region		-	-	-	9,422
L68110	Real estate buying, selling, renting, leasing and operating of self-owned/leased apartment buildings, non-residential and dwellings	-	-	-	2,628
L68120	Real estate buying, developing, subdividing and selling	}	}	}	}
L68130	Cemetery and columbarium development, selling, renting, leasing and operating of self-owned cemetery/columbarium (including burial crypt)				
XII - SOCCSKSARGEN		S	S	S	S
L68110	Real estate buying, selling, renting, leasing and operating of self-owned/leased apartment buildings, non-residential and dwellings	S	S	S	S
L68120	Real estate buying, developing, subdividing and selling	S	S	S	S

TABLE 5a Number of Establishments and Cost by Type for Real Estate Activities Establishments with Total Employment of 20 and Over
by Industry Sub-Class: Philippines, 2010 *(Concluded)*

(Value in thousand pesos. Details may not add up to total due to rounding and/or statistical disclosure control)

2009 PSIC Code	Industry Description	Cost			
		Foreign Exchange Losses	Royalty Fee	Franchise Fee	Other Cost
		(16)	(17)	(18)	(19)
XIII - Caraga		\$	\$	\$	\$
L68130	Cemetery and columbarium development, selling, renting, leasing and operating of self-owned cemetery/columbarium (including burial crypt)	\$	\$	\$	\$

- Zero or less than 500

} Combined data of two or more industries

a/ Data combined with PSIC L68110

s Suppressed data

TABLE 5.1a Number of Establishments and Cost of Industrial Services Done by Others by Type for Real Estate Activities Establishments
with Total Employment of 20 and Over by Industry Sub-Class: Philippines, 2010

(Value in thousand pesos. Details may not add up to total due to rounding and/or statistical disclosure control)

2009 PSIC Code	Industry Description	Number of Establishments	Industrial Services Done by Others		
			Total	Contract and Commission Work	Other Industrial Services
		(1)	(2)	(3)	(4)
Philippines		380	2,323,093	867,806	1,455,287
L68110	Real estate buying, selling, renting, leasing and operating of self-owned/leased apartment buildings, non-residential and dwellings	76	354,486	11,921	342,565
L68120	Real estate buying, developing, subdividing and selling	236	1,496,256	599,835	896,421
L68130	Cemetery and columbarium development, selling, renting, leasing and operating of self-owned cemetery/columbarium (including burial crypt)	21	77,024	56,937	20,087
L68140	Renting or leasing services of residential properties	3	6,357	154	6,203
L68190	Other real estate activities with own or leased property				
L68200	Real estate activities on a fee or contract basis	44	388,971	198,959	190,011
National Capital Region		292	1,916,307	733,507	1,182,800
L68110	Real estate buying, selling, renting, leasing and operating of self-owned/leased apartment buildings, non-residential and dwellings	56	323,680	11,921	311,759
L68120	Real estate buying, developing, subdividing and selling	182	1,291,768	502,183	789,585
L68130	Cemetery and columbarium development, selling, renting, leasing and operating of self-owned cemetery/columbarium (including burial crypt)	15	74,364	56,013	18,351
L68140	Renting or leasing services of residential properties	a/	a/	a/	a/
L68190	Other real estate activities with own or leased property	a/	a/	a/	a/
L68200	Real estate activities on a fee or contract basis	39	226,495	163,391	63,105
Cordillera Administrative Region		s	s	s	s
L68120	Real estate buying, developing, subdividing and selling	s	s	s	s
I - Ilocos Region		s	s	s	s
L68110	Real estate buying, selling, renting, leasing and operating of self-owned/leased apartment buildings, non-residential and dwellings	s	s	s	s
L68200	Real estate activities on a fee or contract basis	s	s	s	s

TABLE 5.1a Number of Establishments and Cost of Industrial Services Done by Others by Type for Real Estate Activities Establishments
with Total Employment of 20 and Over by Industry Sub-Class: Philippines, 2010 *(Continued)*

(Value in thousand pesos. Details may not add up to total due to rounding and/or statistical disclosure control)

2009 PSIC Code	Industry Description	Number of Establishments	Industrial Services Done by Others		
			Total	Contract and Commission Work	Other Industrial Services
		(1)	(2)	(3)	(4)
II - Cagayan Valley		s	s	s	s
L68110	Real estate buying, selling, renting, leasing and operating of self-owned/leased apartment buildings, non-residential and dwellings	s	s	s	s
III - Central Luzon		13	26,949	1,144	25,805
L68110	Real estate buying, selling, renting, leasing and operating of self-owned/leased apartment buildings, non-residential and dwellings	8	14,687	-	14,687
L68120	Real estate buying, developing, subdividing and selling	5	12,262	1,144	11,118
L68200	Real estate activities on a fee or contract basis				
IVA - CALABARZON		17	23,170	13,199	9,971
L68110	Real estate buying, selling, renting, leasing and operating of self-owned/leased apartment buildings, non-residential and dwellings	17	23,170	13,199	9,971
L68120	Real estate buying, developing, subdividing and selling				
V - Bicol Region		5	660	500	160
L68110	Real estate buying, selling, renting, leasing and operating of self-owned/leased apartment buildings, non-residential and dwellings	5	660	500	160
L68120	Real estate buying, developing, subdividing and selling				
L68130	Cemetery and columbarium development, selling, renting, leasing and operating of self-owned cemetery/columbarium (including burial crypt)				
VI - Western Visayas		12	169,333	39,732	129,601
L68120	Real estate buying, developing, subdividing and selling	9	11,720	5,307	6,412
L68130	Cemetery and columbarium development, selling, renting, leasing and operating of self-owned cemetery/columbarium (including burial crypt)	3	157,613	34,424	123,188
L68200	Real estate activities on a fee or contract basis				

TABLE 5.1a Number of Establishments and Cost of Industrial Services Done by Others by Type for Real Estate Activities Establishments with Total Employment of 20 and Over by Industry Sub-Class: Philippines, 2010 *(Continued)*

(Value in thousand pesos. Details may not add up to total due to rounding and/or statistical disclosure control)

2009 PSIC Code	Industry Description	Number of Establishments	Industrial Services Done by Others		
			Total	Contract and Commission Work	Other Industrial Services
		(1)	(2)	(3)	(4)
VII - Central Visayas		19	140,442	65,271	75,171
L68110	Real estate buying, selling, renting, leasing and operating of self-owned/leased apartment buildings, non-residential and dwellings	s	s	s	s
L68120	Real estate buying, developing, subdividing and selling	16	133,164	65,117	68,048
L68140	Renting or leasing services of residential properties	s	s	s	s
L68200	Real estate activities on a fee or contract basis	s	s	s	s
VIII - Eastern Visayas		s	s	s	s
L68110	Real estate buying, selling, renting, leasing and operating of self-owned/leased apartment buildings, non-residential and dwellings	s	s	s	s
X - Northern Mindanao		s	s	s	s
L68120	Real estate buying, developing, subdividing and selling	s	s	s	s
L68130	Cemetery and columbarium development, selling, renting, leasing and operating of self-owned cemetery/columbarium (including burial crypt)	s	s	s	s
XI - Davao Region		12	31,013	13,528	17,484
L68110	Real estate buying, selling, renting, leasing and operating of self-owned/leased apartment buildings, non-residential and dwellings	6	3,363	-	3,363
L68120	Real estate buying, developing, subdividing and selling	}	27,650	13,528	14,121
L68130	Cemetery and columbarium development, selling, renting, leasing and operating of self-owned cemetery/columbarium (including burial crypt)				
XII - SOCCSKSARGEN		s	s	s	s
L68110	Real estate buying, selling, renting, leasing and operating of self-owned/leased apartment buildings, non-residential and dwellings	s	s	s	s
L68120	Real estate buying, developing, subdividing and selling	s	s	s	s

TABLE 5.1a Number of Establishments and Cost of Industrial Services Done by Others by Type for Real Estate Activities Establishments
with Total Employment of 20 and Over by Industry Sub-Class: Philippines, 2010 *(Concluded)*

(Value in thousand pesos. Details may not add up to total due to rounding and/or statistical disclosure control)

2009 PSIC Code	Industry Description	Number of Establishments	Industrial Services Done by Others		
			Total	Contract and Commission Work	Other Industrial Services
		(1)	(2)	(3)	(4)
XIII - Caraga		\$	\$	\$	\$
L68130	Cemetery and columbarium development, selling, renting, leasing and operating of self-owned cemetery/columbarium (including burial crypt)	\$	\$	\$	\$

- Zero or less than 500

} Combined data of two or more industries

a/ Data combined with PSIC L68110

s Suppressed data

TABLE 5a.2 Number of Establishments and Cost of Non-Industrial Services Done by Others by Type for Real Estate Activities Establishments
with Total Employment of 20 and Over by Industry Sub-Class: Philippines, 2010

(Value in thousand pesos. Details may not add up to total due to rounding and/or statistical disclosure control)

2009 PSIC Code	Industry Description	Number of Establishments	Non-Industrial Services Done by Others				
			Total	Rent Expense for Land	Rental Expense for Building and Structures	Other Rental Expenses	Other Non- Industrial Services
		(1)	(2)	(3)	(4)	(5)	(6)
Philippines		380	37,814,855	1,628,120	1,894,959	1,564,587	32,727,189
L68110	Real estate buying, selling, renting, leasing and operating of self-owned/leased apartment buildings, non-residential and dwellings	76	4,263,244	754,584	233,874	100	3,274,686
L68120	Real estate buying, developing, subdividing and selling	236	27,355,911	574,470	973,944	60,807	25,746,690
L68130	Cemetery and columbarium development, selling, renting, leasing and operating of self-owned cemetery/columbarium (including burial crypt)	21	390,147	3,940	11,392	4,471	370,345
L68140	Renting or leasing services of residential properties	3	24,396	-	-	305	24,092
L68190	Other real estate activities with own or leased property						
L68200	Real estate activities on a fee or contract basis	44	5,781,157	295,126	675,749	1,498,904	3,311,378
National Capital Region		292	32,385,298	1,486,759	1,195,562	69,270	29,633,707
L68110	Real estate buying, selling, renting, leasing and operating of self-owned/leased apartment buildings, non-residential and dwellings	56	3,343,222	618,323	90,824	-	2,634,075
L68120	Real estate buying, developing, subdividing and selling	182	26,586,927	571,407	927,146	60,807	25,027,566
L68130	Cemetery and columbarium development, selling, renting, leasing and operating of self-owned cemetery/columbarium (including burial crypt)	15	379,952	3,940	10,901	4,339	360,772
L68140	Renting or leasing services of residential properties	a/	a/	a/	a/	a/	a/
L68190	Other real estate activities with own or leased property	a/	a/	a/	a/	a/	a/
L68200	Real estate activities on a fee or contract basis	39	2,075,198	293,089	166,691	4,124	1,611,294
Cordillera Administrative Region		s	s	s	s	s	s
L68120	Real estate buying, developing, subdividing and selling	s	s	s	s	s	s
I - Ilocos Region		s	s	s	s	s	s
L68110	Real estate buying, selling, renting, leasing and operating of self-owned/leased apartment buildings, non-residential and dwellings	s	s	s	s	s	s
L68200	Real estate activities on a fee or contract basis	s	s	s	s	s	

TABLE 5a.2 Number of Establishments and Cost of Non-Industrial Services Done by Others by Type for Real Estate Activities Establishments with Total Employment of 20 and Over by Industry Sub-Class: Philippines, 2010 (Continued)

(Value in thousand pesos. Details may not add up to total due to rounding and/or statistical disclosure control)

2009 PSIC Code	Industry Description	Number of Establishments	Non-Industrial Services Done by Others				
			Total	Rent Expense for Land	Rental Expense for Building and Structures	Other Rental Expenses	Other Non- Industrial Services
		(1)	(2)	(3)	(4)	(5)	(6)
II - Cagayan Valley		s	s	s	s	s	s
L68110	Real estate buying, selling, renting, leasing and operating of self-owned/leased apartment buildings, non-residential and dwellings	s	s	s	s	s	s
III - Central Luzon		13	847,134	132,132	100,792	607	613,603
L68110	Real estate buying, selling, renting, leasing and operating of self-owned/leased apartment buildings, non-residential and dwellings	8	839,047	132,132	99,731	63	607,121
L68120	Real estate buying, developing, subdividing and selling	}	5	8,087	-	1,061	544
L68200	Real estate activities on a fee or contract basis						
IVA - CALABARZON		17	123,313	189	27,463	-	95,661
L68110	Real estate buying, selling, renting, leasing and operating of self-owned/leased apartment buildings, non-residential and dwellings	}	17	123,313	189	27,463	-
L68120	Real estate buying, developing, subdividing and selling						
V - Bicol Region		5	9,201	-	500	-	8,701
L68110	Real estate buying, selling, renting, leasing and operating of self-owned/leased apartment buildings, non-residential and dwellings	}	5	9,201	-	500	-
L68120	Real estate buying, developing, subdividing and selling						
L68130	Cemetery and columbarium development, selling, renting, leasing and operating of self-owned cemetery/columbarium (including burial crypt)						
VI - Western Visayas		12	3,757,051	-	519,200	1,494,236	1,743,614
L68120	Real estate buying, developing, subdividing and selling	9	51,635	-	10,423	-	41,211
L68130	Cemetery and columbarium development, selling, renting, leasing and operating of self-owned cemetery/columbarium (including burial crypt)	}	3	3,705,416	-	508,777	1,494,236
L68200	Real estate activities on a fee or contract basis						

TABLE 5a.2 Number of Establishments and Cost of Non-Industrial Services Done by Others by Type for Real Estate Activities Establishments with Total Employment of 20 and Over by Industry Sub-Class: Philippines, 2010 *(Continued)*

(Value in thousand pesos. Details may not add up to total due to rounding and/or statistical disclosure control)

2009 PSIC Code	Industry Description	Number of Establishments	Non-Industrial Services Done by Others					
			Total	Rent Expense for Land	Rental Expense for Building and Structures	Other Rental Expenses	Other Non- Industrial Services	
			(1)	(2)	(3)	(4)	(5)	(6)
VII - Central Visayas		19	465,583	6,411	11,797	305	447,069	
L68110	Real estate buying, selling, renting, leasing and operating of self-owned/leased apartment buildings, non-residential and dwellings	s	s	s	s	s	s	
L68120	Real estate buying, developing, subdividing and selling	16	451,547	1,875	11,797	-	437,874	
L68140	Renting or leasing services of residential properties	s	s	s	s	s	s	
L68200	Real estate activities on a fee or contract basis	s	s	s	s	s	s	
VIII - Eastern Visayas		s	s	s	s	s	s	
L68110	Real estate buying, selling, renting, leasing and operating of self-owned/leased apartment buildings, non-residential and dwellings	s	s	s	s	s	s	
X - Northern Mindanao		s	s	s	s	s	s	
L68120	Real estate buying, developing, subdividing and selling	s	s	s	s	s	s	
L68130	Cemetery and columbarium development, selling, renting, leasing and operating of self-owned cemetery/columbarium (including burial crypt)	s	s	s	s	s	s	
XI - Davao Region		12	197,134	1,188	39,144	-	156,802	
L68110	Real estate buying, selling, renting, leasing and operating of self-owned/leased apartment buildings, non-residential and dwellings	6	42,512	-	24,953	-	17,559	
L68120	Real estate buying, developing, subdividing and selling	}	6	154,621	1,188	14,191	-	139,243
L68130	Cemetery and columbarium development, selling, renting, leasing and operating of self-owned cemetery/columbarium (including burial crypt)							
XII - SOCCSKSARGEN		s	s	s	s	s	s	
L68110	Real estate buying, selling, renting, leasing and operating of self-owned/leased apartment buildings, non-residential and dwellings	s	s	s	s	s	s	
L68120	Real estate buying, developing, subdividing and selling	s	s	s	s	s	s	

TABLE 5a.2 Number of Establishments and Cost of Non-Industrial Services Done by Others by Type for Real Estate Activities Establishments with Total Employment of 20 and Over by Industry Sub-Class: Philippines, 2010 *(Concluded)*

(Value in thousand pesos. Details may not add up to total due to rounding and/or statistical disclosure control)

2009 PSIC Code	Industry Description	Number of Establishments	Non-Industrial Services Done by Others				
			Total	Rent Expense for Land	Rental Expense for Building and Structures	Other Rental Expenses	Other Non- Industrial Services
		(1)	(2)	(3)	(4)	(5)	(6)
XIII - Caraga		s	s	s	s	s	s
L68130	Cemetery and columbarium development, selling, renting, leasing and operating of self-owned cemetery/columbarium (including burial crypt)	s	s	s	s	s	s

- Zero or less than 500

} Combined data of two or more industries

a/ Data combined with PSIC L68110

s Suppressed data

TABLE 6a Number of Establishments and Capital Expenditures for Tangible Fixed Assets by Type for Real Estate Activities Establishments with Total Employment of 20 and Over by Industry Sub-Class: Philippines, 2010

(Value in thousand pesos. Details may not add up to total due to rounding and/or statistical disclosure control)

2009 PSIC Code	Industry Description	Number of Establishments	Capital Expenditures for Tangible Fixed Assets			
			Total	Land	Buildings, Other Structures and Land Improvements	Transport Equipment
			(1)	(2)	(3)	(4)
Philippines		380	9,986,904	5,875,814	3,236,407	261,323
L68110	Real estate buying, selling, renting, leasing and operating of self-owned/leased apartment buildings, non-residential and dwellings	76	471,804	21,085	271,943	37,320
L68120	Real estate buying, developing, subdividing and selling	236	9,351,664	5,851,219	2,910,495	179,704
L68130	Cemetery and columbarium development, selling, renting, leasing and operating of self-owned cemetery/columbarium (including burial crypt)	21	31,979	-	10,302	11,879
L68140	Renting or leasing services of residential properties	3	-	-	-	-
L68190	Other real estate activities with own or leased property					
L68200	Real estate activities on a fee or contract basis	44	131,457	3,510	43,667	32,419
National Capital Region		292	7,837,075	4,934,519	2,203,961	221,082
L68110	Real estate buying, selling, renting, leasing and operating of self-owned/leased apartment buildings, non-residential and dwellings	56	410,567	7,085	238,215	36,800
L68120	Real estate buying, developing, subdividing and selling	182	7,289,846	4,927,434	1,911,777	139,984
L68130	Cemetery and columbarium development, selling, renting, leasing and operating of self-owned cemetery/columbarium (including burial crypt)	15	31,979	-	10,302	11,879
L68140	Renting or leasing services of residential properties	a/	a/	a/	a/	a/
L68190	Other real estate activities with own or leased property	a/	a/	a/	a/	a/
L68200	Real estate activities on a fee or contract basis	39	104,682	-	43,667	32,419
Cordillera Administrative Region		s	s	s	s	s
L68120	Real estate buying, developing, subdividing and selling	s	s	s	s	s
I - Ilocos Region		s	s	s	s	s
L68110	Real estate buying, selling, renting, leasing and operating of self-owned/leased apartment buildings, non-residential and dwellings	s	s	s	s	s
L68200	Real estate activities on a fee or contract basis	s	s	s	s	s

TABLE 6a Number of Establishments and Capital Expenditures for Tangible Fixed Assets by Type for Real Estate Activities Establishments with Total Employment of 20 and Over by Industry Sub-Class: Philippines, 2010 *(Continued)*

(Value in thousand pesos. Details may not add up to total due to rounding and/or statistical disclosure control)

2009 PSIC Code	Industry Description	Number of Establishments	Capital Expenditures for Tangible Fixed Assets			
			Total	Land	Buildings, Other Structures and Land Improvements	Transport Equipment
		(1)	(2)	(3)	(4)	(5)
II - Cagayan Valley		s	s	s	s	s
L68110	Real estate buying, selling, renting, leasing and operating of self-owned/leased apartment buildings, non-residential and dwellings	s	s	s	s	s
III - Central Luzon		13	5,723	-	3,595	-
L68110	Real estate buying, selling, renting, leasing and operating of self-owned/leased apartment buildings, non-residential and dwellings	8	5,723	-	3,595	-
L68120	Real estate buying, developing, subdividing and selling }					
L68200	Real estate activities on a fee or contract basis }	5	-	-	-	-
IVA - CALABARZON		17	47,617	4,323	17,454	2,422
L68110	Real estate buying, selling, renting, leasing and operating of self-owned/leased apartment buildings, non-residential and dwellings }					
L68120	Real estate buying, developing, subdividing and selling }	17	47,617	4,323	17,454	2,422
V - Bicol Region		5	16,103	14,000	961	-
L68110	Real estate buying, selling, renting, leasing and operating of self-owned/leased apartment buildings, non-residential and dwellings }					
L68120	Real estate buying, developing, subdividing and selling }	5	16,103	14,000	961	-
L68130	Cemetery and columbarium development, selling, renting, leasing and operating of self-owned cemetery/columbarium (including burial crypt) }					
VI - Western Visayas		12	32,138	-	434	4,180
L68120	Real estate buying, developing, subdividing and selling	9	9,728	-	434	4,180
L68130	Cemetery and columbarium development, selling, renting, leasing and operating of self-owned cemetery/columbarium (including burial crypt) }					
L68200	Real estate activities on a fee or contract basis }	3	22,410	-	-	-

TABLE 6a Number of Establishments and Capital Expenditures for Tangible Fixed Assets by Type for Real Estate Activities Establishments with Total Employment of 20 and Over by Industry Sub-Class: Philippines, 2010 *(Continued)*

(Value in thousand pesos. Details may not add up to total due to rounding and/or statistical disclosure control)

2009 PSIC Code	Industry Description	Number of Establishments	Capital Expenditures for Tangible Fixed Assets			
			Total	Land	Buildings, Other Structures and Land Improvements	Transport Equipment
		(1)	(2)	(3)	(4)	(5)
VII - Central Visayas		19	1,964,457	912,612	978,502	15,892
L68110	Real estate buying, selling, renting, leasing and operating of self-owned/leased apartment buildings, non-residential and dwellings	s	s	s	s	s
L68120	Real estate buying, developing, subdividing and selling	16	1,954,312	909,102	973,298	15,392
L68140	Renting or leasing services of residential properties	s	s	s	s	s
L68200	Real estate activities on a fee or contract basis	s	s	s	s	s
VIII - Eastern Visayas		s	s	s	s	s
L68110	Real estate buying, selling, renting, leasing and operating of self-owned/leased apartment buildings, non-residential and dwellings	s	s	s	s	s
X - Northern Mindanao		s	s	s	s	s
L68120	Real estate buying, developing, subdividing and selling	s	s	s	s	s
L68130	Cemetery and columbarium development, selling, renting, leasing and operating of self-owned cemetery/columbarium (including burial crypt)	s	s	s	s	s
XI - Davao Region		12	32,699	135	2,352	17,727
L68110	Real estate buying, selling, renting, leasing and operating of self-owned/leased apartment buildings, non-residential and dwellings	6	-	-	-	-
L68120	Real estate buying, developing, subdividing and selling	}	32,699	135	2,352	17,727
L68130	Cemetery and columbarium development, selling, renting, leasing and operating of self-owned cemetery/columbarium (including burial crypt)					
XII - SOCCSKSARGEN		s	s	s	s	s
L68110	Real estate buying, selling, renting, leasing and operating of self-owned/leased apartment buildings, non-residential and dwellings	s	s	s	s	s
L68120	Real estate buying, developing, subdividing and selling	s	s	s	s	s

TABLE 6a Number of Establishments and Capital Expenditures for Tangible Fixed Assets by Type for Real Estate Activities Establishments
with Total Employment of 20 and Over by Industry Sub-Class: Philippines, 2010 *(Continued)*

(Value in thousand pesos. Details may not add up to total due to rounding and/or statistical disclosure control)

2009 PSIC Code	Industry Description	Number of Establishments	Capital Expenditures for Tangible Fixed Assets			
			Total	Land	Buildings, Other Structures and Land Improvements	Transport Equipment
		(1)	(2)	(3)	(4)	(5)
XIII - Caraga		s	s	s	s	s
L68130	Cemetery and columbarium development, selling, renting, leasing and operating of self-owned cemetery/columbarium (including burial crypt)	s	s	s	s	s

TABLE 6a Number of Establishments and Capital Expenditures for Tangible Fixed Assets by Type for Real Estate Activities Establishments with Total Employment of 20 and Over by Industry Sub-Class: Philippines, 2010 *(Continued)*

(Value in thousand pesos. Details may not add up to total due to rounding and/or statistical disclosure control)

2009 PSIC Code	Industry Description	Capital Expenditures for Tangible Fixed Assets			
		ICT Machinery and Equipment	Other Machinery and Equipment	Valuables	Other Tangible Fixed Assets
		(6)	(7)	(8)	(9)
Philippines		147,972	465,111	-	278
L68110	Real estate buying, selling, renting, leasing and operating of self-owned/leased apartment buildings, non-residential and dwellings	7,818	133,637	-	-
L68120	Real estate buying, developing, subdividing and selling	112,932	297,037	-	278
L68130	Cemetery and columbarium development, selling, renting, leasing and operating of self-owned cemetery/columbarium (including burial crypt)	2,381	7,416	-	-
L68140	Renting or leasing services of residential properties	}	}	}	}
L68190	Other real estate activities with own or leased property	-	-	-	-
L68200	Real estate activities on a fee or contract basis	24,841	27,020	-	-
National Capital Region		124,621	352,891	-	-
L68110	Real estate buying, selling, renting, leasing and operating of self-owned/leased apartment buildings, non-residential and dwellings	7,774	120,693	-	-
L68120	Real estate buying, developing, subdividing and selling	98,218	212,433	-	-
L68130	Cemetery and columbarium development, selling, renting, leasing and operating of self-owned cemetery/columbarium (including burial crypt)	2,381	7,416	-	-
L68140	Renting or leasing services of residential properties	a/	a/	a/	a/
L68190	Other real estate activities with own or leased property	a/	a/	a/	a/
L68200	Real estate activities on a fee or contract basis	16,248	12,349	-	-
Cordillera Administrative Region		s	s	s	s
L68120	Real estate buying, developing, subdividing and selling	s	s	s	s
I - Ilocos Region		s	s	s	s
L68110	Real estate buying, selling, renting, leasing and operating of self-owned/leased apartment buildings, non-residential and dwellings	s	s	s	s
L68200	Real estate activities on a fee or contract basis	s	s	s	s

TABLE 6a Number of Establishments and Capital Expenditures for Tangible Fixed Assets by Type for Real Estate Activities Establishments with Total Employment of 20 and Over by Industry Sub-Class: Philippines, 2010 *(Continued)*

(Value in thousand pesos. Details may not add up to total due to rounding and/or statistical disclosure control)

2009 PSIC Code	Industry Description	Capital Expenditures for Tangible Fixed Assets			
		ICT Machinery and Equipment	Other Machinery and Equipment	Valuables	Other Tangible Fixed Assets
		(6)	(7)	(8)	(9)
II - Cagayan Valley		s	s	s	s
L68110	Real estate buying, selling, renting, leasing and operating of self-owned/leased apartment buildings, non-residential and dwellings	s	s	s	s
III - Central Luzon		11	2,117	-	-
L68110	Real estate buying, selling, renting, leasing and operating of self-owned/leased apartment buildings, non-residential and dwellings	11	2,117	-	-
L68120	Real estate buying, developing, subdividing and selling	}	}	}	}
L68200	Real estate activities on a fee or contract basis				
IVA - CALABARZON		6,313	17,105	-	-
L68110	Real estate buying, selling, renting, leasing and operating of self-owned/leased apartment buildings, non-residential and dwellings	}	}	}	}
L68120	Real estate buying, developing, subdividing and selling				
V - Bicol Region		940	202	-	-
L68110	Real estate buying, selling, renting, leasing and operating of self-owned/leased apartment buildings, non-residential and dwellings	}	}	}	}
L68120	Real estate buying, developing, subdividing and selling				
L68130	Cemetery and columbarium development, selling, renting, leasing and operating of self-owned cemetery/columbarium (including burial crypt)				
VI - Western Visayas		8,456	19,068	-	-
L68120	Real estate buying, developing, subdividing and selling	-	5,114	-	-
L68130	Cemetery and columbarium development, selling, renting, leasing and operating of self-owned cemetery/columbarium (including burial crypt)	}	}	}	}
L68200	Real estate activities on a fee or contract basis				

TABLE 6a Number of Establishments and Capital Expenditures for Tangible Fixed Assets by Type for Real Estate Activities Establishments with Total Employment of 20 and Over by Industry Sub-Class: Philippines, 2010 *(Continued)*

(Value in thousand pesos. Details may not add up to total due to rounding and/or statistical disclosure control)

2009 PSIC Code	Industry Description	Capital Expenditures for Tangible Fixed Assets			
		ICT Machinery and Equipment	Other Machinery and Equipment	Valuables	Other Tangible Fixed Assets
		(6)	(7)	(8)	(9)
VII - Central Visayas		4,488	52,684	-	278
L68110	Real estate buying, selling, renting, leasing and operating of self-owned/leased apartment buildings, non-residential and dwellings	s	s	s	s
L68120	Real estate buying, developing, subdividing and selling	4,321	51,921	-	278
L68140	Renting or leasing services of residential properties	s	s	s	s
L68200	Real estate activities on a fee or contract basis	s	s	s	s
VIII - Eastern Visayas		s	s	s	s
L68110	Real estate buying, selling, renting, leasing and operating of self-owned/leased apartment buildings, non-residential and dwellings	s	s	s	s
X - Northern Mindanao		s	s	s	s
L68120	Real estate buying, developing, subdividing and selling	s	s	s	s
L68130	Cemetery and columbarium development, selling, renting, leasing and operating of self-owned cemetery/columbarium (including burial crypt)	s	s	s	s
XI - Davao Region		3,142	9,343	-	.
L68110	Real estate buying, selling, renting, leasing and operating of self-owned/leased apartment buildings, non-residential and dwellings	-	-	-	.
L68120	Real estate buying, developing, subdividing and selling	3,142	9,343	-	.
L68130	Cemetery and columbarium development, selling, renting, leasing and operating of self-owned cemetery/columbarium (including burial crypt)				
XII - SOCCSKSARGEN		s	s	s	s
L68110	Real estate buying, selling, renting, leasing and operating of self-owned/leased apartment buildings, non-residential and dwellings	s	s	s	s
L68120	Real estate buying, developing, subdividing and selling	s	s	s	s

TABLE 6a Number of Establishments and Capital Expenditures for Tangible Fixed Assets by Type for Real Estate Activities Establishments
with Total Employment of 20 and Over by Industry Sub-Class: Philippines, 2010 *(Concluded)*

(Value in thousand pesos. Details may not add up to total due to rounding and/or statistical disclosure control)

2009 PSIC Code	Industry Description	Capital Expenditures for Tangible Fixed Assets			
		ICT Machinery and Equipment	Other Machinery and Equipment	Valuables	Other Tangible Fixed Assets
		(6)	(7)	(8)	(9)
XIII - Caraga		s	s	s	s
L68130	Cemetery and columbarium development, selling, renting, leasing and operating of self-owned cemetery/columbarium (including burial crypt)	s	s	s	s

- Zero or less than 500

} Combined data of two or more industries

a/ Data combined with PSIC L68110

s Suppressed data

TABLE 6a.1 Number of Establishments and Capital Expenditures for Directly Imported Tangible Fixed Assets for Real Estate Activities Establishments with Total Employment of 20 and Over by Industry Sub-Class: Philippines, 2010

(Value in thousand pesos. Details may not add up to total due to rounding and/or statistical disclosure control)

2009 PSIC Code	Industry Description	Number of Establishments	Directly Imported Tangible Fixed Assets					
			Total	Transport Equipment	ICT Machinery and Equipment	Other Machinery and Equipment	Valuables	Other Tangible Fixed Assets
			(1)	(2)	(3)	(4)	(5)	(6)
	Philippines	380	-	-	-	-	-	-
L68110	Real estate buying, selling, renting, leasing and operating of self-owned/leased apartment buildings, non-residential and dwellings	76	-	-	-	-	-	-
L68120	Real estate buying, developing, subdividing and selling	236	-	-	-	-	-	-
L68130	Cemetery and columbarium development, selling, renting, leasing and operating of self-owned cemetery/columbarium (including burial crypt)	21	-	-	-	-	-	-
L68140	Renting or leasing services of residential properties	}	-	-	-	-	-	-
L68190	Other real estate activities with own or leased property	}	3	-	-	-	-	-
L68200	Real estate activities on a fee or contract basis	44	-	-	-	-	-	-
	National Capital Region	292	-	-	-	-	-	-
L68110	Real estate buying, selling, renting, leasing and operating of self-owned/leased apartment buildings, non-residential and dwellings	56	-	-	-	-	-	-
L68120	Real estate buying, developing, subdividing and selling	182	-	-	-	-	-	-
L68130	Cemetery and columbarium development, selling, renting, leasing and operating of self-owned cemetery/columbarium (including burial crypt)	15	-	-	-	-	-	-
L68140	Renting or leasing services of residential properties	a/	-	-	-	-	-	-
L68190	Other real estate activities with own or leased property	a/	-	-	-	-	-	-
L68200	Real estate activities on a fee or contract basis	39	-	-	-	-	-	-
	Cordillera Administrative Region	s	-	-	-	-	-	-
L68120	Real estate buying, developing, subdividing and selling	s	-	-	-	-	-	-
	I - Ilocos Region	s	-	-	-	-	-	-
L68110	Real estate buying, selling, renting, leasing and operating of self-owned/leased apartment buildings, non-residential and dwellings	s	-	-	-	-	-	-
L68200	Real estate activities on a fee or contract basis	s	-	-	-	-	-	-
	II - Cagayan Valley	s	-	-	-	-	-	-
L68110	Real estate buying, selling, renting, leasing and operating of self-owned/leased apartment buildings, non-residential and dwellings	s	-	-	-	-	-	-

TABLE 6a.1 Number of Establishments and Capital Expenditures for Directly Imported Tangible Fixed Assets for Real Estate Activities Establishments with Total Employment of 20 and Over by Industry Sub-Class: Philippines, 2010 *(Continued)*

(Value in thousand pesos. Details may not add up to total due to rounding and/or statistical disclosure control)

2009 PSIC Code	Industry Description	Number of Establishments	Directly Imported Tangible Fixed Assets					
			Total	Transport Equipment	ICT Machinery and Equipment	Other Machinery and Equipment	Valuables	Other Tangible Fixed Assets
			(1)	(2)	(3)	(4)	(5)	(6)
III - Central Luzon		13	-	-	-	-	-	-
L68110	Real estate buying, selling, renting, leasing and operating of self-owned/leased apartment buildings, non-residential and dwellings	8	-	-	-	-	-	-
L68120	Real estate buying, developing, subdividing and selling	}	-	-	-	-	-	-
L68200	Real estate activities on a fee or contract basis	}	5	-	-	-	-	-
IVA - CALABARZON		17	-	-	-	-	-	-
L68110	Real estate buying, selling, renting, leasing and operating of self-owned/leased apartment buildings, non-residential and dwellings	}	-	-	-	-	-	-
L68120	Real estate buying, developing, subdividing and selling	}	17	-	-	-	-	-
V - Bicol Region		5	-	-	-	-	-	-
L68110	Real estate buying, selling, renting, leasing and operating of self-owned/leased apartment buildings, non-residential and dwellings	}	-	-	-	-	-	-
L68120	Real estate buying, developing, subdividing and selling	}	5	-	-	-	-	-
L68130	Cemetery and columbarium development, selling, renting, leasing and operating of self-owned cemetery/columbarium (including burial crypt)	}	-	-	-	-	-	-
VI - Western Visayas		12	-	-	-	-	-	-
L68120	Real estate buying, developing, subdividing and selling	9	-	-	-	-	-	-
L68130	Cemetery and columbarium development, selling, renting, leasing and operating of self-owned cemetery/columbarium (including burial crypt)	}	-	-	-	-	-	-
L68200	Real estate activities on a fee or contract basis	}	3	-	-	-	-	-
VII - Central Visayas		19	-	-	-	-	-	-
L68110	Real estate buying, selling, renting, leasing and operating of self-owned/leased apartment buildings, non-residential and dwellings	s	-	-	-	-	-	-
L68120	Real estate buying, developing, subdividing and selling	16	-	-	-	-	-	-
L68140	Renting or leasing services of residential properties	s	-	-	-	-	-	-
L68200	Real estate activities on a fee or contract basis	s	-	-	-	-	-	-

TABLE 6a.1 Number of Establishments and Capital Expenditures for Directly Imported Tangible Fixed Assets for Real Estate Activities Establishments with Total Employment of 20 and Over by Industry Sub-Class: Philippines, 2010 *(Concluded)*

(Value in thousand pesos. Details may not add up to total due to rounding and/or statistical disclosure control)

2009 PSIC Code	Industry Description	Number of Establishments	Directly Imported Tangible Fixed Assets					
			Total	Transport Equipment	ICT Machinery and Equipment	Other Machinery and Equipment	Valuables	Other Tangible Fixed Assets
		(1)	(2)	(3)	(4)	(5)	(6)	(7)
VIII - Eastern Visayas		S	-	-	-	-	-	-
L68110	Real estate buying, selling, renting, leasing and operating of self-owned/leased apartment buildings, non-residential and dwellings	S	-	-	-	-	-	-
X - Northern Mindanao		S	-	-	-	-	-	-
L68120	Real estate buying, developing, subdividing and selling	S	-	-	-	-	-	-
L68130	Cemetery and columbarium development, selling, renting, leasing and operating of self-owned cemetery/columbarium (including burial crypt)	S	-	-	-	-	-	-
XI - Davao Region		12	-	-	-	-	-	-
L68110	Real estate buying, selling, renting, leasing and operating of self-owned/leased apartment buildings, non-residential and dwellings	6	-	-	-	-	-	-
L68120	Real estate buying, developing, subdividing and selling	}	-	-	-	-	-	-
L68130	Cemetery and columbarium development, selling, renting, leasing and operating of self-owned cemetery/columbarium (including burial crypt)	}	6	-	-	-	-	-
XII - SOCCSKSARGEN		S	-	-	-	-	-	-
L68110	Real estate buying, selling, renting, leasing and operating of self-owned/leased apartment buildings, non-residential and dwellings	S	-	-	-	-	-	-
L68120	Real estate buying, developing, subdividing and selling	S	-	-	-	-	-	-
XIII - Caraga		S	-	-	-	-	-	-
L68130	Cemetery and columbarium development, selling, renting, leasing and operating of self-owned cemetery/columbarium (including burial crypt)	S	-	-	-	-	-	-

- Zero or less than 500

} Combined data of two or more industries

a/ Data combined with PSIC L68110

s Suppressed data

TABLE 6a.2 Number of Establishments and Capital Expenditures for Tangible Fixed Assets by Mode of Acquisition for Real Estate Activities Establishments with Total Employment of 20 and Over by Industry Sub-Class: Philippines, 2010

(Value in thousand pesos. Details may not add up to total due to rounding and/or statistical disclosure control)

2009 PSIC Code	Industry Description	Number of Establishments	Capital Expenditures for Tangible Fixed Assets by Mode of Acquisition				
			Total	New Fixed Assets	Major Alterations and Improvements	Land and Used Tangible Fixed Assets	Produced on Own Account
			(1)	(2)	(3)	(4)	(5)
Philippines		380	9,986,904	1,932,594	1,912,461	5,877,498	264,351
L68110	Real estate buying, selling, renting, leasing and operating of self-owned/leased apartment buildings, non-residential and dwellings	76	471,804	190,249	258,787	22,768	-
L68120	Real estate buying, developing, subdividing and selling	236	9,351,664	1,624,386	1,611,709	5,851,219	264,351
L68130	Cemetery and columbarium development, selling, renting, leasing and operating of self-owned cemetery/columbarium (including burial crypt)	21	31,979	29,499	2,480	-	-
L68140	Renting or leasing services of residential properties	}	3	-	-	-	-
L68190	Other real estate activities with own or leased property						
L68200	Real estate activities on a fee or contract basis	44	131,457	88,460	39,486	3,510	-
National Capital Region		292	7,837,075	911,578	1,728,113	4,936,202	261,181
L68110	Real estate buying, selling, renting, leasing and operating of self-owned/leased apartment buildings, non-residential and dwellings	56	410,567	183,845	217,954	8,768	-
L68120	Real estate buying, developing, subdividing and selling	182	7,289,846	633,038	1,468,193	4,927,434	261,181
L68130	Cemetery and columbarium development, selling, renting, leasing and operating of self-owned cemetery/columbarium (including burial crypt)	15	31,979	29,499	2,480	-	-
L68140	Renting or leasing services of residential properties	a/	a/	a/	a/	a/	a/
L68190	Other real estate activities with own or leased property	a/	a/	a/	a/	a/	a/
L68200	Real estate activities on a fee or contract basis	39	104,682	65,196	39,486	-	-
Cordillera Administrative Region		s	s	s	s	s	s
L68120	Real estate buying, developing, subdividing and selling	s	s	s	s	s	s
I - Ilocos Region		s	s	s	s	s	s
L68110	Real estate buying, selling, renting, leasing and operating of self-owned/leased apartment buildings, non-residential and dwellings	s	s	s	s	s	s
L68200	Real estate activities on a fee or contract basis	s	s	s	s	s	

TABLE 6a.2 Number of Establishments and Capital Expenditures for Tangible Fixed Assets by Mode of Acquisition for Real Estate Activities Establishments with Total Employment of 20 and Over by Industry Sub-Class: Philippines, 2010 *(Continued)*

(Value in thousand pesos. Details may not add up to total due to rounding and/or statistical disclosure control)

2009 PSIC Code	Industry Description	Number of Establishments	Capital Expenditures for Tangible Fixed Assets by Mode of Acquisition				
			Total	New Fixed Assets	Major Alterations and Improvements	Land and Used Tangible Fixed Assets	Produced on Own Account
			(1)	(2)	(3)	(4)	(5)
II - Cagayan Valley		S	S	S	S	S	S
L68110	Real estate buying, selling, renting, leasing and operating of self-owned/leased apartment buildings, non-residential and dwellings	S	S	S	S	S	S
III - Central Luzon		13	5,723	2,273	3,450	-	-
L68110	Real estate buying, selling, renting, leasing and operating of self-owned/leased apartment buildings, non-residential and dwellings	8	5,723	2,273	3,450	-	-
L68120	Real estate buying, developing, subdividing and selling	}	5	-	-	-	-
L68200	Real estate activities on a fee or contract basis						
IVA - CALABARZON		17	47,617	26,005	17,289	4,323	-
L68110	Real estate buying, selling, renting, leasing and operating of self-owned/leased apartment buildings, non-residential and dwellings	}	17	47,617	26,005	17,289	4,323
L68120	Real estate buying, developing, subdividing and selling						
V - Bicol Region		5	16,103	1,142	961	14,000	-
L68110	Real estate buying, selling, renting, leasing and operating of self-owned/leased apartment buildings, non-residential and dwellings	}	5	16,103	1,142	961	14,000
L68120	Real estate buying, developing, subdividing and selling						
L68130	Cemetery and columbarium development, selling, renting, leasing and operating of self-owned cemetery/columbarium (including burial crypt)	}					
VI - Western Visayas		12	32,138	31,704	434	-	-
L68120	Real estate buying, developing, subdividing and selling	9	9,728	9,294	434	-	-
L68130	Cemetery and columbarium development, selling, renting, leasing and operating of self-owned cemetery/columbarium (including burial crypt)	}					
L68200	Real estate activities on a fee or contract basis						

TABLE 6a.2 Number of Establishments and Capital Expenditures for Tangible Fixed Assets by Mode of Acquisition for Real Estate Activities Establishments with Total Employment of 20 and Over by Industry Sub-Class: Philippines, 2010 *(Continued)*

(Value in thousand pesos. Details may not add up to total due to rounding and/or statistical disclosure control)

2009 PSIC Code	Industry Description	Number of Establishments	Capital Expenditures for Tangible Fixed Assets by Mode of Acquisition				
			Total	New Fixed Assets	Major Alterations and Improvements	Land and Used Tangible Fixed Assets	Produced on Own Account
			(1)	(2)	(3)	(4)	(5)
VII - Central Visayas		19	1,964,457	925,209	123,465	912,612	3,170
L68110	Real estate buying, selling, renting, leasing and operating of self-owned/leased apartment buildings, non-residential and dwellings	s	s	s	s	s	s
L68120	Real estate buying, developing, subdividing and selling	16	1,954,312	923,778	118,262	909,102	3,170
L68140	Renting or leasing services of residential properties	s	s	s	s	s	s
L68200	Real estate activities on a fee or contract basis	s	s	s	s	s	s
VIII - Eastern Visayas		s	s	s	s	s	s
L68110	Real estate buying, selling, renting, leasing and operating of self-owned/leased apartment buildings, non-residential and dwellings	s	s	s	s	s	s
X - Northern Mindanao		s	s	s	s	s	s
L68120	Real estate buying, developing, subdividing and selling	s	s	s	s	s	s
L68130	Cemetery and columbarium development, selling, renting, leasing and operating of self-owned cemetery/columbarium (including burial crypt)	s	s	s	s	s	s
XI - Davao Region		12	32,699	30,212	2,352	135	-
L68110	Real estate buying, selling, renting, leasing and operating of self-owned/leased apartment buildings, non-residential and dwellings	6	-	-	-	-	-
L68120	Real estate buying, developing, subdividing and selling	}	32,699	30,212	2,352	135	-
L68130	Cemetery and columbarium development, selling, renting, leasing and operating of self-owned cemetery/columbarium (including burial crypt)						
XII - SOCCSKSARGEN		s	s	s	s	s	s
L68110	Real estate buying, selling, renting, leasing and operating of self-owned/leased apartment buildings, non-residential and dwellings	s	s	s	s	s	s
L68120	Real estate buying, developing, subdividing and selling	s	s	s	s	s	s

TABLE 6a.2 Number of Establishments and Capital Expenditures for Tangible Fixed Assets by Mode of Acquisition for Real Estate Activities Establishments with Total Employment of 20 and Over by Industry Sub-Class: Philippines, 2010 (*Concluded*)

(Value in thousand pesos. Details may not add up to total due to rounding and/or statistical disclosure control)

2009 PSIC Code	Industry Description	Number of Establishments	Capital Expenditures for Tangible Fixed Assets by Mode of Acquisition				
			Total	New Fixed Assets	Major Alterations and Improvements	Land and Used Tangible Fixed Assets	Produced on Own Account
		(1)	(2)	(3)	(4)	(5)	(6)
XIII - Caraga		\$	\$	\$	\$	\$	\$
L68130	Cemetery and columbarium development, selling, renting, leasing and operating of self-owned cemetery/columbarium (including burial crypt)	\$	\$	\$	\$	\$	\$

- Zero or less than 500

} Combined data of two or more industries

a/ Data combined with PSIC L68110

s Suppressed data

TABLE 6a.3 Number of Establishments and Capital Expenditures for Intangible Assets by Type for Real Estate Activities Establishments with Total Employment of 20 and Over by Industry Sub-Class: Philippines, 2010

(Value in thousand pesos. Details may not add up to total due to rounding and/or statistical disclosure control)

2009 PSIC Code	Industry Description	Number of Establishments	Capital Expenditures for Intangible Assets				
			Total	Intangible Non- Produced Assets	Computer Software and Databases	Entertainment, Literary and Artistic Originals	Other Intangible Assets
		(1)	(2)	(3)	(4)	(5)	(6)
Philippines		380	59,818	40,300	19,518	-	-
L68110	Real estate buying, selling, renting, leasing and operating of self-owned/leased apartment buildings, non-residential and dwellings	76	-	-	-	-	-
L68120	Real estate buying, developing, subdividing and selling	236	59,542	40,300	19,242	-	-
L68130	Cemetery and columbarium development, selling, renting, leasing and operating of self-owned cemetery/columbarium (including burial crypt)	21	-	-	-	-	-
L68140	Renting or leasing services of residential properties	}					
L68190	Other real estate activities with own or leased property	}	3	-	-	-	-
L68200	Real estate activities on a fee or contract basis	44	276	-	276	-	-
National Capital Region		292	59,818	40,300	19,518	-	-
L68110	Real estate buying, selling, renting, leasing and operating of self-owned/leased apartment buildings, non-residential and dwellings	56	-	-	-	-	-
L68120	Real estate buying, developing, subdividing and selling	182	59,542	40,300	19,242	-	-
L68130	Cemetery and columbarium development, selling, renting, leasing and operating of self-owned cemetery/columbarium (including burial crypt)	15	-	-	-	-	-
L68140	Renting or leasing services of residential properties	a/	a/	a/	a/	a/	a/
L68190	Other real estate activities with own or leased property	a/	a/	a/	a/	a/	a/
L68200	Real estate activities on a fee or contract basis	39	276	-	276	-	-
Cordillera Administrative Region		s	s	s	s	s	s
L68120	Real estate buying, developing, subdividing and selling	s	s	s	s	s	s
I - Ilocos Region		s	s	s	s	s	s
L68110	Real estate buying, selling, renting, leasing and operating of self-owned/leased apartment buildings, non-residential and dwellings	s	s	s	s	s	s
L68200	Real estate activities on a fee or contract basis	s	s	s	s	s	s

TABLE 6a.3 Number of Establishments and Capital Expenditures for Intangible Assets by Type for Real Estate Activities Establishments with Total Employment of 20 and Over by Industry Sub-Class: Philippines, 2010 *(Continued)*

(Value in thousand pesos. Details may not add up to total due to rounding and/or statistical disclosure control)

2009 PSIC Code	Industry Description	Number of Establishments	Capital Expenditures for Intangible Assets				
			Total	Intangible Non- Produced Assets	Computer Software and Databases	Entertainment, Literary and Artistic Originals	Other Intangible Assets
		(1)	(2)	(3)	(4)	(5)	(6)
II - Cagayan Valley		S	S	S	S	S	S
L68110	Real estate buying, selling, renting, leasing and operating of self-owned/leased apartment buildings, non-residential and dwellings	S	S	S	S	S	S
III - Central Luzon		13	-	-	-	-	-
L68110	Real estate buying, selling, renting, leasing and operating of self-owned/leased apartment buildings, non-residential and dwellings	8	-	-	-	-	-
L68120	Real estate buying, developing, subdividing and selling	5	-	-	-	-	-
L68200	Real estate activities on a fee or contract basis						
IVA - CALABARZON		17	-	-	-	-	-
L68110	Real estate buying, selling, renting, leasing and operating of self-owned/leased apartment buildings, non-residential and dwellings	17	-	-	-	-	-
L68120	Real estate buying, developing, subdividing and selling						
V - Bicol Region		5	-	-	-	-	-
L68110	Real estate buying, selling, renting, leasing and operating of self-owned/leased apartment buildings, non-residential and dwellings	5	-	-	-	-	-
L68120	Real estate buying, developing, subdividing and selling						
L68130	Cemetery and columbarium development, selling, renting, leasing and operating of self-owned cemetery/columbarium (including burial crypt)						
VI - Western Visayas		12	-	-	-	-	-
L68120	Real estate buying, developing, subdividing and selling	9	-	-	-	-	-
L68130	Cemetery and columbarium development, selling, renting, leasing and operating of self-owned cemetery/columbarium (including burial crypt)	3	-	-	-	-	-
L68200	Real estate activities on a fee or contract basis						

TABLE 6a.3 Number of Establishments and Capital Expenditures for Intangible Assets by Type for Real Estate Activities Establishments with Total Employment of 20 and Over by Industry Sub-Class: Philippines, 2010 *(Continued)*

(Value in thousand pesos. Details may not add up to total due to rounding and/or statistical disclosure control)

2009 PSIC Code	Industry Description	Number of Establishments	Capital Expenditures for Intangible Assets				
			Total	Intangible Non- Produced Assets	Computer Software and Databases	Entertainment, Literary and Artistic Originals	Other Intangible Assets
		(1)	(2)	(3)	(4)	(5)	(6)
VII - Central Visayas		19	-	-	-	-	-
L68110	Real estate buying, selling, renting, leasing and operating of self-owned/leased apartment buildings, non-residential and dwellings	s	s	s	s	s	s
L68120	Real estate buying, developing, subdividing and selling	16	-	-	-	-	-
L68140	Renting or leasing services of residential properties	s	s	s	s	s	s
L68200	Real estate activities on a fee or contract basis	s	s	s	s	s	s
VIII - Eastern Visayas		s	s	s	s	s	s
L68110	Real estate buying, selling, renting, leasing and operating of self-owned/leased apartment buildings, non-residential and dwellings	s	s	s	s	s	s
X - Northern Mindanao		s	s	s	s	s	s
L68120	Real estate buying, developing, subdividing and selling	s	s	s	s	s	s
L68130	Cemetery and columbarium development, selling, renting, leasing and operating of self-owned cemetery/columbarium (including burial crypt)	s	s	s	s	s	s
XI - Davao Region		12	-	-	-	-	-
L68110	Real estate buying, selling, renting, leasing and operating of self-owned/leased apartment buildings, non-residential and dwellings	6	-	-	-	-	-
L68120	Real estate buying, developing, subdividing and selling	}	6	-	-	-	-
L68130	Cemetery and columbarium development, selling, renting, leasing and operating of self-owned cemetery/columbarium (including burial crypt)						
XII - SOCCSKSARGEN		s	s	s	s	s	s
L68110	Real estate buying, selling, renting, leasing and operating of self-owned/leased apartment buildings, non-residential and dwellings	s	s	s	s	s	s
L68120	Real estate buying, developing, subdividing and selling	s	s	s	s	s	s

TABLE 6a.3 Number of Establishments and Capital Expenditures for Intangible Assets by Type for Real Estate Activities Establishments with Total Employment of 20 and Over by Industry Sub-Class: Philippines, 2010 *(Concluded)*

(Value in thousand pesos. Details may not add up to total due to rounding and/or statistical disclosure control)

2009 PSIC Code	Industry Description	Number of Establishments	Capital Expenditures for Intangible Assets				
			Total	Intangible Non- Produced Assets	Computer Software and Databases	Entertainment, Literary and Artistic Originals	Other Intangible Assets
		(1)	(2)	(3)	(4)	(5)	(6)
XIII - Caraga		\$	\$	\$	\$	\$	\$
L68130	Cemetery and columbarium development, selling, renting, leasing and operating of self-owned cemetery/columbarium (including burial crypt)	\$	\$	\$	\$	\$	\$

- Zero or less than 500

} Combined data of two or more industries

a/ Data combined with PSIC L68110

s Suppressed data

TABLE 7a Number of Establishments and Gross Addition to Tangible Fixed Assets for Real Estate Activities Establishments with Total Employment of 20 and Over by Industry Sub-Class: Philippines, 2010

(Value in thousand pesos. Details may not add up to total due to rounding and/or statistical disclosure control)

2009 PSIC Code	Industry Description	Number of Establishments	Gross Addition	Capital Expenditures	Sale of Tangible Fixed Assets
		(1)	(2)	(3)	(4)
Philippines		380	9,580,048	9,986,904	406,856
L68110	Real estate buying, selling, renting, leasing and operating of self-owned/leased apartment buildings, non-residential and dwellings	76	288,050	471,804	183,754
L68120	Real estate buying, developing, subdividing and selling	236	9,194,465	9,351,664	157,200
L68130	Cemetery and columbarium development, selling, renting, leasing and operating of self-owned cemetery/columbarium (including burial crypt)	21	15,875	31,979	16,104
L68140	Renting or leasing services of residential properties	3	(45,060)	-	45,060
L68190	Other real estate activities with own or leased property				
L68200	Real estate activities on a fee or contract basis	44	126,718	131,457	4,739
National Capital Region		292	7,481,972	7,837,075	355,103
L68110	Real estate buying, selling, renting, leasing and operating of self-owned/leased apartment buildings, non-residential and dwellings	56	181,753	410,567	228,814
L68120	Real estate buying, developing, subdividing and selling	182	7,174,489	7,289,846	115,358
L68130	Cemetery and columbarium development, selling, renting, leasing and operating of self-owned cemetery/columbarium (including burial crypt)	15	25,786	31,979	6,193
L68140	Renting or leasing services of residential properties	a/	a/	a/	a/
L68190	Other real estate activities with own or leased property	a/	a/	a/	a/
L68200	Real estate activities on a fee or contract basis	39	99,943	104,682	4,739
Cordillera Administrative Region		s	s	s	s
L68120	Real estate buying, developing, subdividing and selling	s	s	s	s
I - Ilocos Region		s	s	s	s
L68110	Real estate buying, selling, renting, leasing and operating of self-owned/leased apartment buildings, non-residential and dwellings	s	s	s	s
L68200	Real estate activities on a fee or contract basis	s	s	s	s

TABLE 7a Number of Establishments and Gross Addition to Tangible Fixed Assets for Real Estate Activities Establishments with Total Employment of 20 and Over by Industry Sub-Class: Philippines, 2010 *(Continued)*

(Value in thousand pesos. Details may not add up to total due to rounding and/or statistical disclosure control)

2009 PSIC Code	Industry Description	Number of Establishments	Gross Addition	Capital Expenditures	Sale of Tangible Fixed Assets
		(1)	(2)	(3)	(4)
II - Cagayan Valley		s	s	s	s
L68110	Real estate buying, selling, renting, leasing and operating of self-owned/leased apartment buildings, non-residential and dwellings	s	s	s	s
III - Central Luzon		13	5,723	5,723	-
L68110	Real estate buying, selling, renting, leasing and operating of self-owned/leased apartment buildings, non-residential and dwellings	8	5,723	5,723	-
L68120	Real estate buying, developing, subdividing and selling	5	-	-	-
L68200	Real estate activities on a fee or contract basis				
IVA - CALABARZON		17	38,842	47,617	8,775
L68110	Real estate buying, selling, renting, leasing and operating of self-owned/leased apartment buildings, non-residential and dwellings	17	38,842	47,617	8,775
L68120	Real estate buying, developing, subdividing and selling				
V - Bicol Region		5	16,103	16,103	-
L68110	Real estate buying, selling, renting, leasing and operating of self-owned/leased apartment buildings, non-residential and dwellings	5	16,103	16,103	-
L68120	Real estate buying, developing, subdividing and selling				
L68130	Cemetery and columbarium development, selling, renting, leasing and operating of self-owned cemetery/columbarium (including burial crypt)				
VI - Western Visayas		12	32,138	32,138	-
L68120	Real estate buying, developing, subdividing and selling	9	9,728	9,728	-
L68130	Cemetery and columbarium development, selling, renting, leasing and operating of self-owned cemetery/columbarium (including burial crypt)				
L68200	Real estate activities on a fee or contract basis	3	22,410	22,410	-

TABLE 7a Number of Establishments and Gross Addition to Tangible Fixed Assets for Real Estate Activities Establishments with Total Employment of 20 and Over by Industry Sub-Class: Philippines, 2010 *(Continued)*

(Value in thousand pesos. Details may not add up to total due to rounding and/or statistical disclosure control)

2009 PSIC Code	Industry Description	Number of Establishments	Gross Addition	Capital Expenditures	Sale of Tangible Fixed Assets
		(1)	(2)	(3)	(4)
VII - Central Visayas		19	1,964,457	1,964,457	-
L68110	Real estate buying, selling, renting, leasing and operating of self-owned/leased apartment buildings, non-residential and dwellings	s	s	s	s
L68120	Real estate buying, developing, subdividing and selling	16	1,954,312	1,954,312	-
L68140	Renting or leasing services of residential properties	s	s	s	s
L68200	Real estate activities on a fee or contract basis	s	s	s	s
VIII - Eastern Visayas		s	s	s	s
L68110	Real estate buying, selling, renting, leasing and operating of self-owned/leased apartment buildings, non-residential and dwellings	s	s	s	s
X - Northern Mindanao		s	s	s	s
L68120	Real estate buying, developing, subdividing and selling	s	s	s	s
L68130	Cemetery and columbarium development, selling, renting, leasing and operating of self-owned cemetery/columbarium (including burial crypt)	s	s	s	s
XI - Davao Region		12	(368)	32,699	33,067
L68110	Real estate buying, selling, renting, leasing and operating of self-owned/leased apartment buildings, non-residential and dwellings	6	-	-	-
L68120	Real estate buying, developing, subdividing and selling	}	(368)	32,699	33,067
L68130	Cemetery and columbarium development, selling, renting, leasing and operating of self-owned cemetery/columbarium (including burial crypt)				
XII - SOCCSKSARGEN		s	s	s	s
L68110	Real estate buying, selling, renting, leasing and operating of self-owned/leased apartment buildings, non-residential and dwellings	s	s	s	s
L68120	Real estate buying, developing, subdividing and selling	s	s	s	s

TABLE 7a Number of Establishments and Gross Addition to Tangible Fixed Assets for Real Estate Activities Establishments with Total Employment of 20 and Over by Industry Sub-Class: Philippines, 2010 *(Concluded)*

(Value in thousand pesos. Details may not add up to total due to rounding and/or statistical disclosure control)

2009 PSIC Code	Industry Description	Number of Establishments	Gross Addition	Capital Expenditures	Sale of Tangible Fixed Assets
		(1)	(2)	(3)	(4)
XIII - Caraga		\$	\$	\$	\$
L68130	Cemetery and columbarium development, selling, renting, leasing and operating of self-owned cemetery/columbarium (including burial crypt)	\$	\$	\$	\$

- Zero or less than 500

} Combined data of two or more industries

a/ Data combined with PSIC L68110

s Suppressed data

TABLE 7a.1 Number of Establishments and Sale of Tangible Fixed Assets by Type for Real Estate Activities Establishments with Total Employment of 20 and Over by Industry Sub-Class: Philippines, 2010

(Value in thousand pesos. Details may not add up to total due to rounding and/or statistical disclosure control)

2009 PSIC Code	Industry Description	Number of Establishments	Sale of Tangible Fixed Assets			
			Total	Land	Buildings, Other Structures and Land Improvements	Transport Equipment
		(1)	(2)	(3)	(4)	(5)
Philippines		380	406,856	180,803	114,136	64,707
L68110	Real estate buying, selling, renting, leasing and operating of self-owned/leased apartment buildings, non-residential and dwellings	76	183,754	162,500	-	1,349
L68120	Real estate buying, developing, subdividing and selling	236	157,200	9,112	71,785	51,127
L68130	Cemetery and columbarium development, selling, renting, leasing and operating of self-owned cemetery/columbarium (including burial crypt)	21	16,104	-	6,483	7,491
L68140	Renting or leasing services of residential properties	}	3	45,060	9,191	35,868
L68190	Other real estate activities with own or leased property					
L68200	Real estate activities on a fee or contract basis	44	4,739	-	-	4,739
National Capital Region		292	355,103	173,303	95,157	54,858
L68110	Real estate buying, selling, renting, leasing and operating of self-owned/leased apartment buildings, non-residential and dwellings	56	228,814	171,691	35,868	1,349
L68120	Real estate buying, developing, subdividing and selling	182	115,358	1,612	59,289	42,986
L68130	Cemetery and columbarium development, selling, renting, leasing and operating of self-owned cemetery/columbarium (including burial crypt)	15	6,193	-	-	5,784
L68140	Renting or leasing services of residential properties	a/	a/	a/	a/	a/
L68190	Other real estate activities with own or leased property	a/	a/	a/	a/	a/
L68200	Real estate activities on a fee or contract basis	39	4,739	-	-	4,739
Cordillera Administrative Region		s	s	s	s	s
L68120	Real estate buying, developing, subdividing and selling	s	s	s	s	s
I - Ilocos Region		s	s	s	s	s
L68110	Real estate buying, selling, renting, leasing and operating of self-owned/leased apartment buildings, non-residential and dwellings	s	s	s	s	s
L68200	Real estate activities on a fee or contract basis	s	s	s	s	s

TABLE 7a.1 Number of Establishments and Sale of Tangible Fixed Assets by Type for Real Estate Activities Establishments with Total Employment of 20 and Over by Industry Sub-Class: Philippines, 2010 *(Continued)*

(Value in thousand pesos. Details may not add up to total due to rounding and/or statistical disclosure control)

2009 PSIC Code	Industry Description	Number of Establishments	Sale of Tangible Fixed Assets			
			Total	Land	Buildings, Other Structures and Land Improvements	Transport Equipment
		(1)	(2)	(3)	(4)	(5)
II - Cagayan Valley		s	s	s	s	s
L68110	Real estate buying, selling, renting, leasing and operating of self-owned/leased apartment buildings, non-residential and dwellings	s	s	s	s	s
III - Central Luzon		13	-	-	-	-
L68110	Real estate buying, selling, renting, leasing and operating of self-owned/leased apartment buildings, non-residential and dwellings	8	-	-	-	-
L68120	Real estate buying, developing, subdividing and selling	5	-	-	-	-
L68200	Real estate activities on a fee or contract basis					
IVA - CALABARZON		17	8,775	7,500	-	1,275
L68110	Real estate buying, selling, renting, leasing and operating of self-owned/leased apartment buildings, non-residential and dwellings	17	8,775	7,500	-	1,275
L68120	Real estate buying, developing, subdividing and selling					
V - Bicol Region		5	-	-	-	-
L68110	Real estate buying, selling, renting, leasing and operating of self-owned/leased apartment buildings, non-residential and dwellings	5	-	-	-	-
L68120	Real estate buying, developing, subdividing and selling					
L68130	Cemetery and columbarium development, selling, renting, leasing and operating of self-owned cemetery/columbarium (including burial crypt)					

TABLE 7a.1 Number of Establishments and Sale of Tangible Fixed Assets by Type for Real Estate Activities Establishments with Total Employment of 20 and Over by Industry Sub-Class: Philippines, 2010 *(Continued)*

(Value in thousand pesos. Details may not add up to total due to rounding and/or statistical disclosure control)

2009 PSIC Code	Industry Description	Number of Establishments	Sale of Tangible Fixed Assets			
			Total	Land	Buildings, Other Structures and Land Improvements	Transport Equipment
		(1)	(2)	(3)	(4)	(5)
VI - Western Visayas		12	-	-	-	-
L68120	Real estate buying, developing, subdividing and selling	9	-	-	-	-
L68130	Cemetery and columbarium development, selling, renting, leasing and operating of self-owned cemetery/columbarium (including burial crypt)	}	3	-	-	-
L68200	Real estate activities on a fee or contract basis					
VII - Central Visayas		19	-	-	-	-
L68110	Real estate buying, selling, renting, leasing and operating of self-owned/leased apartment buildings, non-residential and dwellings	s	s	s	s	s
L68120	Real estate buying, developing, subdividing and selling	16	-	-	-	-
L68140	Renting or leasing services of residential properties	s	s	s	s	s
L68200	Real estate activities on a fee or contract basis	s	s	s	s	s
VIII - Eastern Visayas		s	s	s	s	s
L68110	Real estate buying, selling, renting, leasing and operating of self-owned/leased apartment buildings, non-residential and dwellings	s	s	s	s	s
X - Northern Mindanao		s	s	s	s	s
L68120	Real estate buying, developing, subdividing and selling	s	s	s	s	s
L68130	Cemetery and columbarium development, selling, renting, leasing and operating of self-owned cemetery/columbarium (including burial crypt)	s	s	s	s	s

TABLE 7a.1 Number of Establishments and Sale of Tangible Fixed Assets by Type for Real Estate Activities Establishments with Total Employment of 20 and Over by Industry Sub-Class: Philippines, 2010 *(Continued)*

(Value in thousand pesos. Details may not add up to total due to rounding and/or statistical disclosure control)

2009 PSIC Code	Industry Description	Number of Establishments	Sale of Tangible Fixed Assets				
			Total	Land	Buildings, Other Structures and Land Improvements	Transport Equipment	
			(1)	(2)	(3)	(4)	(5)
XI - Davao Region		12	33,067	-	12,497	6,866	
L68110	Real estate buying, selling, renting, leasing and operating of self-owned/leased apartment buildings, non-residential and dwellings	6	-	-	-	-	
L68120	Real estate buying, developing, subdividing and selling	}	6	33,067	-	12,497	6,866
L68130	Cemetery and columbarium development, selling, renting, leasing and operating of self-owned cemetery/columbarium (including burial crypt)						
XII - SOCCSKSARGEN		s	s	s	s	s	
L68110	Real estate buying, selling, renting, leasing and operating of self-owned/leased apartment buildings, non-residential and dwellings	s	s	s	s	s	
L68120	Real estate buying, developing, subdividing and selling	s	s	s	s	s	
XIII - Caraga		s	s	s	s	s	
L68130	Cemetery and columbarium development, selling, renting, leasing and operating of self-owned cemetery/columbarium (including burial crypt)	s	s	s	s	s	

TABLE 7a.1 Number of Establishments and Sale of Tangible Fixed Assets by Type for Real Estate Activities Establishments with Total Employment of 20 and Over by Industry Sub-Class: Philippines, 2010 *(Continued)*

(Value in thousand pesos. Details may not add up to total due to rounding and/or statistical disclosure control)

2009 PSIC Code	Industry Description	Sale of Tangible Fixed Assets			
		ICT Machinery and Equipment	Other Machinery and Equipment	Valuables	Other Tangible Fixed Assets
		(6)	(7)	(8)	(9)
	Philippines	13,938	33,272	-	-
L68110	Real estate buying, selling, renting, leasing and operating of self-owned/leased apartment buildings, non-residential and dwellings	-	19,905	-	-
L68120	Real estate buying, developing, subdividing and selling	13,529	11,646	-	-
L68130	Cemetery and columbarium development, selling, renting, leasing and operating of self-owned cemetery/columbarium (including burial crypt)	409	1,721	-	-
L68140	Renting or leasing services of residential properties	}	}	}	}
L68190	Other real estate activities with own or leased property	-	-	-	-
L68200	Real estate activities on a fee or contract basis	-	-	-	-
	National Capital Region	11,354	20,431	-	-
L68110	Real estate buying, selling, renting, leasing and operating of self-owned/leased apartment buildings, non-residential and dwellings	-	19,905	-	-
L68120	Real estate buying, developing, subdividing and selling	10,945	526	-	-
L68130	Cemetery and columbarium development, selling, renting, leasing and operating of self-owned cemetery/columbarium (including burial crypt)	409	-	-	-
L68140	Renting or leasing services of residential properties	a/	a/	a/	a/
L68190	Other real estate activities with own or leased property	a/	a/	a/	a/
L68200	Real estate activities on a fee or contract basis	-	-	-	-
	Cordillera Administrative Region	s	s	s	s
L68120	Real estate buying, developing, subdividing and selling	s	s	s	s
	I - Ilocos Region	s	s	s	s
L68110	Real estate buying, selling, renting, leasing and operating of self-owned/leased apartment buildings, non-residential and dwellings	s	s	s	s
L68200	Real estate activities on a fee or contract basis	s	s	s	s

TABLE 7a.1 Number of Establishments and Sale of Tangible Fixed Assets by Type for Real Estate Activities Establishments with Total Employment of 20 and Over by Industry Sub-Class: Philippines, 2010 *(Continued)*

(Value in thousand pesos. Details may not add up to total due to rounding and/or statistical disclosure control)

2009 PSIC Code	Industry Description	Sale of Tangible Fixed Assets			
		ICT Machinery and Equipment	Other Machinery and Equipment	Valuables	Other Tangible Fixed Assets
		(6)	(7)	(8)	(9)
II - Cagayan Valley		\$	\$	\$	\$
L68110	Real estate buying, selling, renting, leasing and operating of self-owned/leased apartment buildings, non-residential and dwellings	\$	\$	\$	\$
III - Central Luzon		-	-	-	-
L68110	Real estate buying, selling, renting, leasing and operating of self-owned/leased apartment buildings, non-residential and dwellings	-	-	-	-
L68120	Real estate buying, developing, subdividing and selling }				
L68200	Real estate activities on a fee or contract basis }	-	-	-	-
IVA - CALABARZON		-	-	-	-
L68110	Real estate buying, selling, renting, leasing and operating of self-owned/leased apartment buildings, non-residential and dwellings }				
L68120	Real estate buying, developing, subdividing and selling }	-	-	-	-
V - Bicol Region		-	-	-	-
L68110	Real estate buying, selling, renting, leasing and operating of self-owned/leased apartment buildings, non-residential and dwellings }				
L68120	Real estate buying, developing, subdividing and selling }	-	-	-	-
L68130	Cemetery and columbarium development, selling, renting, leasing and operating of self-owned cemetery/columbarium (including burial crypt) }				
VI - Western Visayas		-	-	-	-
L68120	Real estate buying, developing, subdividing and selling	-	-	-	-
L68130	Cemetery and columbarium development, selling, renting, leasing and operating of self-owned cemetery/columbarium (including burial crypt) }				
L68200	Real estate activities on a fee or contract basis }	-	-	-	-

TABLE 7a.1 Number of Establishments and Sale of Tangible Fixed Assets by Type for Real Estate Activities Establishments with Total Employment of 20 and Over by Industry Sub-Class: Philippines, 2010 *(Continued)*

(Value in thousand pesos. Details may not add up to total due to rounding and/or statistical disclosure control)

2009 PSIC Code	Industry Description	Sale of Tangible Fixed Assets			
		ICT Machinery and Equipment	Other Machinery and Equipment	Valuables	Other Tangible Fixed Assets
		(6)	(7)	(8)	(9)
VII - Central Visayas		-	-	-	-
L68110	Real estate buying, selling, renting, leasing and operating of self-owned/leased apartment buildings, non-residential and dwellings	S	S	S	S
L68120	Real estate buying, developing, subdividing and selling	-	-	-	-
L68140	Renting or leasing services of residential properties	S	S	S	S
L68200	Real estate activities on a fee or contract basis	S	S	S	S
VIII - Eastern Visayas		S	S	S	S
L68110	Real estate buying, selling, renting, leasing and operating of self-owned/leased apartment buildings, non-residential and dwellings	S	S	S	S
X - Northern Mindanao		S	S	S	S
L68120	Real estate buying, developing, subdividing and selling	S	S	S	S
L68130	Cemetery and columbarium development, selling, renting, leasing and operating of self-owned cemetery/columbarium (including burial crypt)	S	S	S	S
XI - Davao Region		2,584	11,120	-	-
L68110	Real estate buying, selling, renting, leasing and operating of self-owned/leased apartment buildings, non-residential and dwellings	-	-	-	-
L68120	Real estate buying, developing, subdividing and selling }	2,584	11,120	-	-
L68130	Cemetery and columbarium development, selling, renting, leasing and operating of self-owned cemetery/columbarium (including burial crypt) }				
XII - SOCCSKSARGEN		S	S	S	S
L68110	Real estate buying, selling, renting, leasing and operating of self-owned/leased apartment buildings, non-residential and dwellings	S	S	S	S
L68120	Real estate buying, developing, subdividing and selling	S	S	S	S

TABLE 7a.1 Number of Establishments and Sale of Tangible Fixed Assets by Type for Real Estate Activities Establishments with Total Employment of 20 and Over by Industry Sub-Class: Philippines, 2010 *(Concluded)*

(Value in thousand pesos. Details may not add up to total due to rounding and/or statistical disclosure control)

2009 PSIC Code	Industry Description	Sale of Tangible Fixed Assets			
		ICT Machinery and Equipment	Other Machinery and Equipment	Valuables	Other Tangible Fixed Assets
		(6)	(7)	(8)	(9)

- Zero or less than 500

} Combined data of two or more industries

a/ Data combined with PSIC L68110

s Suppressed data

TABLE 7a.2 Number of Establishments and Losses and Damages to Tangible Fixed Assets by Type for Real Estate Activities Establishments with Total Employment of 20 and Over by Industry Sub-Class: Philippines, 2010

(Value in thousand pesos. Details may not add up to total due to rounding and/or statistical disclosure control)

2009 PSIC Code	Industry Description	Number of Establishments	Losses and Damages			
			Total	Land	Buildings, Other Structures and Land Improvements	Transport Equipment
		(1)	(2)	(3)	(4)	(5)
	Philippines	380	5,859	-	792	4,788
L68110	Real estate buying, selling, renting, leasing and operating of self-owned/leased apartment buildings, non-residential and dwellings	76	4,788	-	-	4,788
L68120	Real estate buying, developing, subdividing and selling	236	1,071	-	792	-
L68130	Cemetery and columbarium development, selling, renting, leasing and operating of self-owned cemetery/columbarium (including burial crypt)	21	-	-	-	-
L68140	Renting or leasing services of residential properties	}				
L68190	Other real estate activities with own or leased property	}	3	-	-	-
L68200	Real estate activities on a fee or contract basis	44	-	-	-	-
	National Capital Region	292	5,859	-	792	4,788
L68110	Real estate buying, selling, renting, leasing and operating of self-owned/leased apartment buildings, non-residential and dwellings	56	4,788	-	-	4,788
L68120	Real estate buying, developing, subdividing and selling	182	1,071	-	792	-
L68130	Cemetery and columbarium development, selling, renting, leasing and operating of self-owned cemetery/columbarium (including burial crypt)	15	-	-	-	-
L68140	Renting or leasing services of residential properties	a/	a/	a/	a/	a/
L68190	Other real estate activities with own or leased property	a/	a/	a/	a/	a/
L68200	Real estate activities on a fee or contract basis	39	-	-	-	-
	Cordillera Administrative Region	s	s	s	s	s
L68120	Real estate buying, developing, subdividing and selling	s	s	s	s	s
	I - Ilocos Region	s	s	s	s	s
L68110	Real estate buying, selling, renting, leasing and operating of self-owned/leased apartment buildings, non-residential and dwellings	s	s	s	s	s
L68200	Real estate activities on a fee or contract basis	s	s	s	s	s

TABLE 7a.2 Number of Establishments and Losses and Damages to Tangible Fixed Assets by Type for Real Estate Activities Establishments with Total Employment of 20 and Over by Industry Sub-Class: Philippines, 2010 (Continued)

(Value in thousand pesos. Details may not add up to total due to rounding and/or statistical disclosure control)

2009 PSIC Code	Industry Description	Number of Establishments	Losses and Damages			
			Total	Land	Buildings, Other Structures and Land Improvements	Transport Equipment
		(1)	(2)	(3)	(4)	(5)
II - Cagayan Valley		s	s	s	s	s
L68110	Real estate buying, selling, renting, leasing and operating of self-owned/leased apartment buildings, non-residential and dwellings	s	s	s	s	s
III - Central Luzon		13	-	-	-	-
L68110	Real estate buying, selling, renting, leasing and operating of self-owned/leased apartment buildings, non-residential and dwellings	8	-	-	-	-
L68120	Real estate buying, developing, subdividing and selling	5	-	-	-	-
L68200	Real estate activities on a fee or contract basis					
IVA - CALABARZON		17	-	-	-	-
L68110	Real estate buying, selling, renting, leasing and operating of self-owned/leased apartment buildings, non-residential and dwellings	17	-	-	-	-
L68120	Real estate buying, developing, subdividing and selling					
V - Bicol Region		5	-	-	-	-
L68110	Real estate buying, selling, renting, leasing and operating of self-owned/leased apartment buildings, non-residential and dwellings	5	-	-	-	-
L68120	Real estate buying, developing, subdividing and selling					
L68130	Cemetery and columbarium development, selling, renting, leasing and operating of self-owned cemetery/columbarium (including burial crypt)					
VI - Western Visayas		12	-	-	-	-
L68120	Real estate buying, developing, subdividing and selling	9	-	-	-	-
L68130	Cemetery and columbarium development, selling, renting, leasing and operating of self-owned cemetery/columbarium (including burial crypt)	3	-	-	-	-
L68200	Real estate activities on a fee or contract basis					

TABLE 7a.2 Number of Establishments and Losses and Damages to Tangible Fixed Assets by Type for Real Estate Activities Establishments with Total Employment of 20 and Over by Industry Sub-Class: Philippines, 2010 *(Continued)*

(Value in thousand pesos. Details may not add up to total due to rounding and/or statistical disclosure control)

2009 PSIC Code	Industry Description	Number of Establishments	Losses and Damages			
			Total	Land	Buildings, Other Structures and Land Improvements	Transport Equipment
		(1)	(2)	(3)	(4)	(5)
VII - Central Visayas		19	-	-	-	-
L68110	Real estate buying, selling, renting, leasing and operating of self-owned/leased apartment buildings, non-residential and dwellings	s	s	s	s	s
L68120	Real estate buying, developing, subdividing and selling	16	-	-	-	-
L68140	Renting or leasing services of residential properties	s	s	s	s	s
L68200	Real estate activities on a fee or contract basis	s	s	s	s	s
VIII - Eastern Visayas		s	s	s	s	s
L68110	Real estate buying, selling, renting, leasing and operating of self-owned/leased apartment buildings, non-residential and dwellings	s	s	s	s	s
X - Northern Mindanao		s	s	s	s	s
L68120	Real estate buying, developing, subdividing and selling	s	s	s	s	s
L68130	Cemetery and columbarium development, selling, renting, leasing and operating of self-owned cemetery/columbarium (including burial crypt)	s	s	s	s	s
XI - Davao Region		12	-	-	-	-
L68110	Real estate buying, selling, renting, leasing and operating of self-owned/leased apartment buildings, non-residential and dwellings	6	-	-	-	-
L68120	Real estate buying, developing, subdividing and selling	}	6	-	-	-
L68130	Cemetery and columbarium development, selling, renting, leasing and operating of self-owned cemetery/columbarium (including burial crypt)					
XII - SOCCSKSARGEN		s	s	s	s	s
L68110	Real estate buying, selling, renting, leasing and operating of self-owned/leased apartment buildings, non-residential and dwellings	s	s	s	s	s
L68120	Real estate buying, developing, subdividing and selling	s	s	s	s	s

TABLE 7a.2 Number of Establishments and Losses and Damages to Tangible Fixed Assets by Type for Real Estate Activities Establishments
with Total Employment of 20 and Over by Industry Sub-Class: Philippines, 2010 *(Continued)*

(Value in thousand pesos. Details may not add up to total due to rounding and/or statistical disclosure control)

2009 PSIC Code	Industry Description	Number of Establishments	Losses and Damages			
			Total	Land	Buildings, Other Structures and Land Improvements	Transport Equipment
		(1)	(2)	(3)	(4)	(5)
XIII - Caraga		s	s	s	s	s
L68130	Cemetery and columbarium development, selling, renting, leasing and operating of self-owned cemetery/columbarium (including burial crypt)	s	s	s	s	s

TABLE 7a.2 Number of Establishments and Losses and Damages to Tangible Fixed Assets by Type for Real Estate Activities Establishments
with Total Employment of 20 and Over by Industry Sub-Class: Philippines, 2010 *(Continued)*

(Value in thousand pesos. Details may not add up to total due to rounding and/or statistical disclosure control)

2009 PSIC Code	Industry Description	Losses and Damages			
		ICT Machinery and Equipment	Other Machinery and Equipment	Valuables	Other Tangible Fixed Assets
		(6)	(7)	(8)	(9)
	Philippines	-	278	-	-
L68110	Real estate buying, selling, renting, leasing and operating of self-owned/leased apartment buildings, non-residential and dwellings	-	-	-	-
L68120	Real estate buying, developing, subdividing and selling	-	278	-	-
L68130	Cemetery and columbarium development, selling, renting, leasing and operating of self-owned cemetery/columbarium (including burial crypt)	-	-	-	-
L68140	Renting or leasing services of residential properties				
L68190	Other real estate activities with own or leased property	-	-	-	-
L68200	Real estate activities on a fee or contract basis	-	-	-	-
	National Capital Region	-	278	-	-
L68110	Real estate buying, selling, renting, leasing and operating of self-owned/leased apartment buildings, non-residential and dwellings	-	-	-	-
L68120	Real estate buying, developing, subdividing and selling	-	278	-	-
L68130	Cemetery and columbarium development, selling, renting, leasing and operating of self-owned cemetery/columbarium (including burial crypt)	-	-	-	-
L68140	Renting or leasing services of residential properties	a/	a/	a/	a/
L68190	Other real estate activities with own or leased property	a/	a/	a/	a/
L68200	Real estate activities on a fee or contract basis	-	-	-	-
	Cordillera Administrative Region	s	s	s	s
L68120	Real estate buying, developing, subdividing and selling	s	s	s	s
	I - Ilocos Region	s	s	s	s
L68110	Real estate buying, selling, renting, leasing and operating of self-owned/leased apartment buildings, non-residential and dwellings	s	s	s	s
L68200	Real estate activities on a fee or contract basis	s	s	s	s

TABLE 7a.2 Number of Establishments and Losses and Damages to Tangible Fixed Assets by Type for Real Estate Activities Establishments
with Total Employment of 20 and Over by Industry Sub-Class: Philippines, 2010 *(Continued)*

(Value in thousand pesos. Details may not add up to total due to rounding and/or statistical disclosure control)

2009 PSIC Code	Industry Description	Losses and Damages			
		ICT Machinery and Equipment	Other Machinery and Equipment	Valuables	Other Tangible Fixed Assets
		(6)	(7)	(8)	(9)
II - Cagayan Valley		S	S	S	S
L68110	Real estate buying, selling, renting, leasing and operating of self-owned/leased apartment buildings, non-residential and dwellings	S	S	S	S
III - Central Luzon		-	-	-	-
L68110	Real estate buying, selling, renting, leasing and operating of self-owned/leased apartment buildings, non-residential and dwellings	-	-	-	-
L68120	Real estate buying, developing, subdividing and selling }	-	-	-	-
L68200	Real estate activities on a fee or contract basis }	-	-	-	-
IVA - CALABARZON		-	-	-	-
L68110	Real estate buying, selling, renting, leasing and operating of self-owned/leased apartment buildings, non-residential and dwellings }	-	-	-	-
L68120	Real estate buying, developing, subdividing and selling }	-	-	-	-
V - Bicol Region		-	-	-	-
L68110	Real estate buying, selling, renting, leasing and operating of self-owned/leased apartment buildings, non-residential and dwellings }	-	-	-	-
L68120	Real estate buying, developing, subdividing and selling }	-	-	-	-
L68130	Cemetery and columbarium development, selling, renting, leasing and operating of self-owned cemetery/columbarium (including burial crypt) }	-	-	-	-
VI - Western Visayas		-	-	-	-
L68120	Real estate buying, developing, subdividing and selling }	-	-	-	-
L68130	Cemetery and columbarium development, selling, renting, leasing and operating of self-owned cemetery/columbarium (including burial crypt) }	-	-	-	-
L68200	Real estate activities on a fee or contract basis }	-	-	-	-

TABLE 7a.2 Number of Establishments and Losses and Damages to Tangible Fixed Assets by Type for Real Estate Activities Establishments
with Total Employment of 20 and Over by Industry Sub-Class: Philippines, 2010 *(Continued)*

(Value in thousand pesos. Details may not add up to total due to rounding and/or statistical disclosure control)

2009 PSIC Code	Industry Description	Losses and Damages			
		ICT Machinery and Equipment	Other Machinery and Equipment	Valuables	Other Tangible Fixed Assets
		(6)	(7)	(8)	(9)
VII - Central Visayas		-	-	-	-
L68110	Real estate buying, selling, renting, leasing and operating of self-owned/leased apartment buildings, non-residential and dwellings	\$	\$	\$	\$
L68120	Real estate buying, developing, subdividing and selling	-	-	-	-
L68140	Renting or leasing services of residential properties	\$	\$	\$	\$
L68200	Real estate activities on a fee or contract basis	\$	\$	\$	\$
VIII - Eastern Visayas		\$	\$	\$	\$
L68110	Real estate buying, selling, renting, leasing and operating of self-owned/leased apartment buildings, non-residential and dwellings	\$	\$	\$	\$
X - Northern Mindanao		\$	\$	\$	\$
L68120	Real estate buying, developing, subdividing and selling	\$	\$	\$	\$
L68130	Cemetery and columbarium development, selling, renting, leasing and operating of self-owned cemetery/columbarium (including burial crypt)	\$	\$	\$	\$
XI - Davao Region		-	-	-	-
L68110	Real estate buying, selling, renting, leasing and operating of self-owned/leased apartment buildings, non-residential and dwellings	-	-	-	-
L68120	Real estate buying, developing, subdividing and selling	}	}	}	}
L68130	Cemetery and columbarium development, selling, renting, leasing and operating of self-owned cemetery/columbarium (including burial crypt)				
XII - SOCCSKSARGEN		\$	\$	\$	\$
L68110	Real estate buying, selling, renting, leasing and operating of self-owned/leased apartment buildings, non-residential and dwellings	\$	\$	\$	\$
L68120	Real estate buying, developing, subdividing and selling	\$	\$	\$	\$

TABLE 7a.2 Number of Establishments and Losses and Damages to Tangible Fixed Assets by Type for Real Estate Activities Establishments
with Total Employment of 20 and Over by Industry Sub-Class: Philippines, 2010 *(Concluded)*

(Value in thousand pesos. Details may not add up to total due to rounding and/or statistical disclosure control)

2009 PSIC Code	Industry Description	Losses and Damages			
		ICT Machinery and Equipment	Other Machinery and Equipment	Valuables	Other Tangible Fixed Assets
		(6)	(7)	(8)	(9)
XIII - Caraga		s	s	s	s
L68130	Cemetery and columbarium development, selling, renting, leasing and operating of self-owned cemetery/columbarium (including burial crypt)	s	s	s	s

- Zero or less than 500

} Combined data of two or more industries

a/ Data combined with PSIC L68110

s Suppressed data

TABLE 8a Number of Establishments and Book Value of Tangible Fixed Assets by Type for Real Estate Activities Establishments with Total Employment of 20 and Over by Industry Sub-Class: Philippines, 2010

(Value in thousand pesos. Details may not add up to total due to rounding and/or statistical disclosure control)

2009 PSIC Code	Industry Description	Number of Establishments	Book Value of Tangible Fixed Assets			
			Total	Land	Buildings, Other Structures and Land Improvements	Transport Equipment
		(1)	(2)	(3)	(4)	(5)
Philippines		380	260,545,359	74,415,382	164,833,489	2,020,940
L68110	Real estate buying, selling, renting, leasing and operating of self-owned/leased apartment buildings, non-residential and dwellings	76	89,788,282	18,969,319	62,455,724	365,711
L68120	Real estate buying, developing, subdividing and selling	236	71,573,164	33,196,703	33,712,349	1,389,814
L68130	Cemetery and columbarium development, selling, renting, leasing and operating of self-owned cemetery/columbarium (including burial crypt)	21	1,184,194	51,956	1,025,278	53,073
L68140	Renting or leasing services of residential properties	}	3	297,360	32,379	101,488
L68190	Other real estate activities with own or leased property					
L68200	Real estate activities on a fee or contract basis	44	97,702,360	22,165,024	67,538,651	55,193
National Capital Region		292	142,592,682	49,887,063	81,973,366	1,360,308
L68110	Real estate buying, selling, renting, leasing and operating of self-owned/leased apartment buildings, non-residential and dwellings	56	75,726,168	16,324,521	52,257,153	336,821
L68120	Real estate buying, developing, subdividing and selling	182	62,039,681	30,495,712	28,197,013	931,544
L68130	Cemetery and columbarium development, selling, renting, leasing and operating of self-owned cemetery/columbarium (including burial crypt)	15	1,108,973	28,177	994,314	42,059
L68140	Renting or leasing services of residential properties	a/	a/	a/	a/	a/
L68190	Other real estate activities with own or leased property	a/	a/	a/	a/	a/
L68200	Real estate activities on a fee or contract basis	39	3,717,861	3,038,652	524,886	49,884
Cordillera Administrative Region		s	s	s	s	s
L68120	Real estate buying, developing, subdividing and selling	s	s	s	s	s
I - Ilocos Region		s	s	s	s	s
L68110	Real estate buying, selling, renting, leasing and operating of self-owned/leased apartment buildings, non-residential and dwellings	s	s	s	s	s
L68200	Real estate activities on a fee or contract basis	s	s	s	s	s

TABLE 8a Number of Establishments and Book Value of Tangible Fixed Assets by Type for Real Estate Activities Establishments with Total Employment of 20 and Over by Industry Sub-Class: Philippines, 2010 *(Continued)*

(Value in thousand pesos. Details may not add up to total due to rounding and/or statistical disclosure control)

2009 PSIC Code	Industry Description	Number of Establishments	Book Value of Tangible Fixed Assets			
			Total	Land	Buildings, Other Structures and Land Improvements	Transport Equipment
		(1)	(2)	(3)	(4)	(5)
II - Cagayan Valley		S	S	S	S	S
L68110	Real estate buying, selling, renting, leasing and operating of self-owned/leased apartment buildings, non-residential and dwellings	S	S	S	S	S
III - Central Luzon		13	12,582,486	2,522,349	8,875,890	37,242
L68110	Real estate buying, selling, renting, leasing and operating of self-owned/leased apartment buildings, non-residential and dwellings	8	12,318,876	2,284,824	8,868,747	27,214
L68120	Real estate buying, developing, subdividing and selling }	5	263,610	237,524	7,143	10,028
L68200	Real estate activities on a fee or contract basis }					
IVA - CALABARZON		17	1,085,743	298,342	640,400	82,050
L68110	Real estate buying, selling, renting, leasing and operating of self-owned/leased apartment buildings, non-residential and dwellings }	17	1,085,743	298,342	640,400	82,050
L68120	Real estate buying, developing, subdividing and selling }					
V - Bicol Region		5	370,127	207,048	143,093	2,028
L68110	Real estate buying, selling, renting, leasing and operating of self-owned/leased apartment buildings, non-residential and dwellings }	5	370,127	207,048	143,093	2,028
L68120	Real estate buying, developing, subdividing and selling }					
L68130	Cemetery and columbarium development, selling, renting, leasing and operating of self-owned cemetery/columbarium (including burial crypt) }					
VI - Western Visayas		12	94,226,231	19,281,345	67,057,367	22,638
L68120	Real estate buying, developing, subdividing and selling	9	282,460	158,483	73,212	20,659
L68130	Cemetery and columbarium development, selling, renting, leasing and operating of self-owned cemetery/columbarium (including burial crypt) }	3	93,943,771	19,122,862	66,984,155	1,979
L68200	Real estate activities on a fee or contract basis }					

TABLE 8a Number of Establishments and Book Value of Tangible Fixed Assets by Type for Real Estate Activities Establishments with Total Employment of 20 and Over by Industry Sub-Class: Philippines, 2010 *(Continued)*

(Value in thousand pesos. Details may not add up to total due to rounding and/or statistical disclosure control)

2009 PSIC Code	Industry Description	Number of Establishments	Book Value of Tangible Fixed Assets			
			Total	Land	Buildings, Other Structures and Land Improvements	Transport Equipment
		(1)	(2)	(3)	(4)	(5)
VII - Central Visayas		19	8,245,143	2,026,561	5,014,077	479,581
L68110	Real estate buying, selling, renting, leasing and operating of self-owned/leased apartment buildings, non-residential and dwellings	s	s	s	s	s
L68120	Real estate buying, developing, subdividing and selling	16	7,859,924	1,990,671	4,840,726	320,874
L68140	Renting or leasing services of residential properties	s	s	s	s	s
L68200	Real estate activities on a fee or contract basis	s	s	s	s	s
VIII - Eastern Visayas		s	s	s	s	s
L68110	Real estate buying, selling, renting, leasing and operating of self-owned/leased apartment buildings, non-residential and dwellings	s	s	s	s	s
X - Northern Mindanao		s	s	s	s	s
L68120	Real estate buying, developing, subdividing and selling	s	s	s	s	s
L68130	Cemetery and columbarium development, selling, renting, leasing and operating of self-owned cemetery/columbarium (including burial crypt)	s	s	s	s	s
XI - Davao Region		12	332,935	9,731	262,177	24,983
L68110	Real estate buying, selling, renting, leasing and operating of self-owned/leased apartment buildings, non-residential and dwellings	6	244,751	4,128	236,025	-
L68120	Real estate buying, developing, subdividing and selling	}	6	88,184	5,603	26,153
L68130	Cemetery and columbarium development, selling, renting, leasing and operating of self-owned cemetery/columbarium (including burial crypt)					
XII - SOCCSKSARGEN		s	s	s	s	s
L68110	Real estate buying, selling, renting, leasing and operating of self-owned/leased apartment buildings, non-residential and dwellings	s	s	s	s	s
L68120	Real estate buying, developing, subdividing and selling	s	s	s	s	s

TABLE 8a Number of Establishments and Book Value of Tangible Fixed Assets by Type for Real Estate Activities Establishments with Total Employment of 20 and Over by Industry Sub-Class: Philippines, 2010 *(Continued)*

(Value in thousand pesos. Details may not add up to total due to rounding and/or statistical disclosure control)

2009 PSIC Code	Industry Description	Number of Establishments	Book Value of Tangible Fixed Assets			
			Total	Land	Buildings, Other Structures and Land Improvements	Transport Equipment
		(1)	(2)	(3)	(4)	(5)
XIII - Caraga		s	s	s	s	s
L68130	Cemetery and columbarium development, selling, renting, leasing and operating of self-owned cemetery/columbarium (including burial crypt)	s	s	s	s	s

TABLE 8a Number of Establishments and Book Value of Tangible Fixed Assets by Type for Real Estate Activities Establishments with Total Employment of 20 and Over by Industry Sub-Class: Philippines, 2010 *(Continued)*

(Value in thousand pesos. Details may not add up to total due to rounding and/or statistical disclosure control)

2009 PSIC Code	Industry Description	Book Value of Tangible Fixed Assets			
		ICT Machinery and Equipment	Other Machinery and Equipment	Valuables	Other Tangible Fixed Assets
		(6)	(7)	(8)	(9)
	Philippines	2,187,632	17,087,684	-	232
L68110	Real estate buying, selling, renting, leasing and operating of self-owned/leased apartment buildings, non-residential and dwellings	211,212	7,786,316	-	-
L68120	Real estate buying, developing, subdividing and selling	1,035,158	2,238,908	-	232
L68130	Cemetery and columbarium development, selling, renting, leasing and operating of self-owned cemetery/columbarium (including burial crypt)	9,443	44,444	-	-
L68140	Renting or leasing services of residential properties				
L68190	Other real estate activities with own or leased property	1,702	4,641	-	-
L68200	Real estate activities on a fee or contract basis	930,118	7,013,374	-	-
	National Capital Region	807,826	8,564,118	-	2
L68110	Real estate buying, selling, renting, leasing and operating of self-owned/leased apartment buildings, non-residential and dwellings	139,722	6,667,950	-	-
L68120	Real estate buying, developing, subdividing and selling	597,334	1,818,076	-	2
L68130	Cemetery and columbarium development, selling, renting, leasing and operating of self-owned cemetery/columbarium (including burial crypt)	3,911	40,511	-	-
L68140	Renting or leasing services of residential properties	a/	a/	a/	a/
L68190	Other real estate activities with own or leased property	a/	a/	a/	a/
L68200	Real estate activities on a fee or contract basis	66,858	37,580	-	-
	Cordillera Administrative Region	s	s	s	s
L68120	Real estate buying, developing, subdividing and selling	s	s	s	s
	I - Ilocos Region	s	s	s	s
L68110	Real estate buying, selling, renting, leasing and operating of self-owned/leased apartment buildings, non-residential and dwellings	s	s	s	s
L68200	Real estate activities on a fee or contract basis	s	s	s	s

TABLE 8a Number of Establishments and Book Value of Tangible Fixed Assets by Type for Real Estate Activities Establishments
with Total Employment of 20 and Over by Industry Sub-Class: Philippines, 2010 *(Continued)*

(Value in thousand pesos. Details may not add up to total due to rounding and/or statistical disclosure control)

2009 PSIC Code	Industry Description	Book Value of Tangible Fixed Assets			
		ICT Machinery and Equipment	Other Machinery and Equipment	Valuables	Other Tangible Fixed Assets
		(6)	(7)	(8)	(9)
II - Cagayan Valley		S	S	S	S
L68110	Real estate buying, selling, renting, leasing and operating of self-owned/leased apartment buildings, non-residential and dwellings	S	S	S	S
III - Central Luzon		52,942	1,094,063	-	-
L68110	Real estate buying, selling, renting, leasing and operating of self-owned/leased apartment buildings, non-residential and dwellings	52,662	1,085,428	-	-
L68120	Real estate buying, developing, subdividing and selling }				
L68200	Real estate activities on a fee or contract basis }	280	8,635	-	-
IVA - CALABARZON		22,112	42,838	-	-
L68110	Real estate buying, selling, renting, leasing and operating of self-owned/leased apartment buildings, non-residential and dwellings }				
L68120	Real estate buying, developing, subdividing and selling }	22,112	42,838	-	-
V - Bicol Region		13,908	4,050	-	-
L68110	Real estate buying, selling, renting, leasing and operating of self-owned/leased apartment buildings, non-residential and dwellings }				
L68120	Real estate buying, developing, subdividing and selling }	13,908	4,050	-	-
L68130	Cemetery and columbarium development, selling, renting, leasing and operating of self-owned cemetery/columbarium (including burial crypt) }				
VI - Western Visayas		863,545	7,001,335	-	-
L68120	Real estate buying, developing, subdividing and selling	914	29,191	-	-
L68130	Cemetery and columbarium development, selling, renting, leasing and operating of self-owned cemetery/columbarium (including burial crypt) }				
L68200	Real estate activities on a fee or contract basis }	862,632	6,972,145	-	-

TABLE 8a Number of Establishments and Book Value of Tangible Fixed Assets by Type for Real Estate Activities Establishments with Total Employment of 20 and Over by Industry Sub-Class: Philippines, 2010 *(Continued)*

(Value in thousand pesos. Details may not add up to total due to rounding and/or statistical disclosure control)

2009 PSIC Code	Industry Description	Book Value of Tangible Fixed Assets			
		ICT Machinery and Equipment	Other Machinery and Equipment	Valuables	Other Tangible Fixed Assets
		(6)	(7)	(8)	(9)
VII - Central Visayas		414,908	309,786	-	230
L68110	Real estate buying, selling, renting, leasing and operating of self-owned/leased apartment buildings, non-residential and dwellings	s	s	s	s
L68120	Real estate buying, developing, subdividing and selling	412,910	294,512	-	230
L68140	Renting or leasing services of residential properties	s	s	s	s
L68200	Real estate activities on a fee or contract basis	s	s	s	s
VIII - Eastern Visayas		s	s	s	s
L68110	Real estate buying, selling, renting, leasing and operating of self-owned/leased apartment buildings, non-residential and dwellings	s	s	s	s
X - Northern Mindanao		s	s	s	s
L68120	Real estate buying, developing, subdividing and selling	s	s	s	s
L68130	Cemetery and columbarium development, selling, renting, leasing and operating of self-owned cemetery/columbarium (including burial crypt)	s	s	s	s
XI - Davao Region		5,961	30,083	-	-
L68110	Real estate buying, selling, renting, leasing and operating of self-owned/leased apartment buildings, non-residential and dwellings	299	4,300	-	-
L68120	Real estate buying, developing, subdividing and selling }	5,662	25,783	-	-
L68130	Cemetery and columbarium development, selling, renting, leasing and operating of self-owned cemetery/columbarium (including burial crypt) }				
XII - SOCCSKSARGEN		s	s	s	s
L68110	Real estate buying, selling, renting, leasing and operating of self-owned/leased apartment buildings, non-residential and dwellings	s	s	s	s
L68120	Real estate buying, developing, subdividing and selling	s	s	s	

TABLE 8a Number of Establishments and Book Value of Tangible Fixed Assets by Type for Real Estate Activities Establishments
with Total Employment of 20 and Over by Industry Sub-Class: Philippines, 2010 *(Concluded)*

(Value in thousand pesos. Details may not add up to total due to rounding and/or statistical disclosure control)

2009 PSIC Code	Industry Description	Book Value of Tangible Fixed Assets			
		ICT Machinery and Equipment	Other Machinery and Equipment	Valuables	Other Tangible Fixed Assets
		(6)	(7)	(8)	(9)
XIII - Caraga		s	s	s	s
L68130	Cemetery and columbarium development, selling, renting, leasing and operating of self-owned cemetery/columbarium (including burial crypt)	s	s	s	s

- Zero or less than 500

} Combined data of two or more industries

a/ Data combined with PSIC L68110

s Suppressed data

TABLE 8a.1 Number of Establishments and Value of Intangible Assets by Type for Real Estate Activities Establishments
with Total Employment of 20 and Over by Industry Sub-Class: Philippines, 2010

(Value in thousand pesos. Details may not add up to total due to rounding and/or statistical disclosure control)

2009 PSIC Code	Industry Description	Number of Establishments	Value of Intangible Assets				
			Total	Intangible Non- Produced Assets	Computer Software and Databases	Entertainment, Literary and Artistic Originals	Other Intangible Fixed Assets
		(1)	(2)	(3)	(4)	(5)	(6)
Philippines		380	1,108,445	1,065,546	42,899	-	-
L68110	Real estate buying, selling, renting, leasing and operating of self-owned/leased apartment buildings, non-residential and dwellings	76	3,053	175	2,878	-	-
L68120	Real estate buying, developing, subdividing and selling	236	1,037,792	998,871	38,921	-	-
L68130	Cemetery and columbarium development, selling, renting, leasing and operating of self-owned cemetery/columbarium (including burial crypt)	21	66,500	66,500	-	-	-
L68140	Renting or leasing services of residential properties	}	3	-	-	-	-
L68190	Other real estate activities with own or leased property						
L68200	Real estate activities on a fee or contract basis	44	1,101	-	1,101	-	-
National Capital Region		292	1,107,687	1,065,371	42,316	-	-
L68110	Real estate buying, selling, renting, leasing and operating of self-owned/leased apartment buildings, non-residential and dwellings	56	2,435	-	2,435	-	-
L68120	Real estate buying, developing, subdividing and selling	182	1,037,792	998,871	38,921	-	-
L68130	Cemetery and columbarium development, selling, renting, leasing and operating of self-owned cemetery/columbarium (including burial crypt)	15	66,500	66,500	-	-	-
L68140	Renting or leasing services of residential properties	a/	a/	a/	a/	a/	a/
L68190	Other real estate activities with own or leased property	a/	a/	a/	a/	a/	a/
L68200	Real estate activities on a fee or contract basis	39	961	-	961	-	-
Cordillera Administrative Region		s	s	s	s	s	s
L68120	Real estate buying, developing, subdividing and selling	s	s	s	s	s	s
I - Ilocos Region		s	s	s	s	s	s
L68110	Real estate buying, selling, renting, leasing and operating of self-owned/leased apartment buildings, non-residential and dwellings	s	s	s	s	s	s
L68200	Real estate activities on a fee or contract basis	s	s	s	s	s	s

TABLE 8a.1 Number of Establishments and Value of Intangible Assets by Type for Real Estate Activities Establishments
with Total Employment of 20 and Over by Industry Sub-Class: Philippines, 2010 *(Continued)*

(Value in thousand pesos. Details may not add up to total due to rounding and/or statistical disclosure control)

2009 PSIC Code	Industry Description	Number of Establishments	Value of Intangible Assets				
			Total	Intangible Non- Produced Assets	Computer Software and Databases	Entertainment, Literary and Artistic Originals	Other Intangible Fixed Assets
		(1)	(2)	(3)	(4)	(5)	(6)
II - Cagayan Valley		s	s	s	s	s	s
L68110	Real estate buying, selling, renting, leasing and operating of self-owned/leased apartment buildings, non-residential and dwellings	s	s	s	s	s	s
III - Central Luzon		13	443	-	443	-	-
L68110	Real estate buying, selling, renting, leasing and operating of self-owned/leased apartment buildings, non-residential and dwellings	8	443	-	443	-	-
L68120	Real estate buying, developing, subdividing and selling }	5	-	-	-	-	-
L68200	Real estate activities on a fee or contract basis }						
IVA - CALABARZON		17	-	-	-	-	-
L68110	Real estate buying, selling, renting, leasing and operating of self-owned/leased apartment buildings, non-residential and dwellings }	17	-	-	-	-	-
L68120	Real estate buying, developing, subdividing and selling }						
V - Bicol Region		5	-	-	-	-	-
L68110	Real estate buying, selling, renting, leasing and operating of self-owned/leased apartment buildings, non-residential and dwellings }	5	-	-	-	-	-
L68120	Real estate buying, developing, subdividing and selling }						
L68130	Cemetery and columbarium development, selling, renting, leasing and operating of self-owned cemetery/columbarium (including burial crypt) }						
VI - Western Visayas		12	140	-	140	-	-
L68120	Real estate buying, developing, subdividing and selling	9	-	-	-	-	-
L68130	Cemetery and columbarium development, selling, renting, leasing and operating of self-owned cemetery/columbarium (including burial crypt) }	3	140	-	140	-	-
L68200	Real estate activities on a fee or contract basis }						

TABLE 8a.1 Number of Establishments and Value of Intangible Assets by Type for Real Estate Activities Establishments
with Total Employment of 20 and Over by Industry Sub-Class: Philippines, 2010 *(Continued)*

(Value in thousand pesos. Details may not add up to total due to rounding and/or statistical disclosure control)

2009 PSIC Code	Industry Description	Number of Establishments	Value of Intangible Assets				
			Total	Intangible Non- Produced Assets	Computer Software and Databases	Entertainment, Literary and Artistic Originals	Other Intangible Fixed Assets
		(1)	(2)	(3)	(4)	(5)	(6)
VII - Central Visayas		19	-	-	-	-	-
L68110	Real estate buying, selling, renting, leasing and operating of self-owned/leased apartment buildings, non-residential and dwellings	s	s	s	s	s	s
L68120	Real estate buying, developing, subdividing and selling	16	-	-	-	-	-
L68140	Renting or leasing services of residential properties	s	s	s	s	s	s
L68200	Real estate activities on a fee or contract basis	s	s	s	s	s	s
VIII - Eastern Visayas		s	s	s	s	s	s
L68110	Real estate buying, selling, renting, leasing and operating of self-owned/leased apartment buildings, non-residential and dwellings	s	s	s	s	s	s
X - Northern Mindanao		s	s	s	s	s	s
L68120	Real estate buying, developing, subdividing and selling	s	s	s	s	s	s
L68130	Cemetery and columbarium development, selling, renting, leasing and operating of self-owned cemetery/columbarium (including burial crypt)	s	s	s	s	s	s
XI - Davao Region		12	-	-	-	-	-
L68110	Real estate buying, selling, renting, leasing and operating of self-owned/leased apartment buildings, non-residential and dwellings	6	-	-	-	-	-
L68120	Real estate buying, developing, subdividing and selling	}	6	-	-	-	-
L68130	Cemetery and columbarium development, selling, renting, leasing and operating of self-owned cemetery/columbarium (including burial crypt)						
XII - SOCCSKSARGEN		s	s	s	s	s	s
L68110	Real estate buying, selling, renting, leasing and operating of self-owned/leased apartment buildings, non-residential and dwellings	s	s	s	s	s	s
L68120	Real estate buying, developing, subdividing and selling	s	s	s	s	s	s

TABLE 8a.1 Number of Establishments and Value of Intangible Assets by Type for Real Estate Activities Establishments
with Total Employment of 20 and Over by Industry Sub-Class: Philippines, 2010 *(Concluded)*

(Value in thousand pesos. Details may not add up to total due to rounding and/or statistical disclosure control)

2009 PSIC Code	Industry Description	Number of Establishments	Value of Intangible Assets				
			Total	Intangible Non- Produced Assets	Computer Software and Databases	Entertainment, Literary and Artistic Originals	Other Intangible Fixed Assets
		(1)	(2)	(3)	(4)	(5)	(6)
XIII - Caraga		s	s	s	s	s	s
L68130	Cemetery and columbarium development, selling, renting, leasing and operating of self-owned cemetery/columbarium (including burial crypt)	s	s	s	s	s	s

- Zero or less than 500

} Combined data of two or more industries

a/ Data combined with PSIC L68110

s Suppressed data

TABLE 9a Number of Establishments and Value of Inventories for Real Estate Activities Establishments with Total Employment of 20 and Over
by Industry Sub-class: Philippines, 2010

(Value in thousand pesos. Details may not add up to total due to rounding and/or statistical disclosure control)

2009 PSIC Code	Industry Description	Number of Establishments	Value of Inventories as of January 1					
			Total	Real Estate for Sale	Materials and Supplies	Fuels, Lubricants, Oils and Greases	Goods for Resale	Other Inventories
			(1)	(2)	(3)	(4)	(5)	(6)
Philippines		380	126,546,622	126,260,334	277,114	5,020	4,155	-
L68110	Real estate buying, selling, renting, leasing and operating of self-owned/leased apartment buildings, non-residential and dwellings	76	154,964	-	150,810	-	4,155	-
L68120	Real estate buying, developing, subdividing and selling	236	125,314,212	125,201,685	111,873	653	-	-
L68130	Cemetery and columbarium development, selling, renting, leasing and operating of self-owned cemetery/columbarium (including burial crypt)	21	1,061,277	1,058,649	664	1,965	-	-
L68140	Renting or leasing services of residential properties	}	3	575	-	575	-	-
L68190	Other real estate activities with own or leased property							
L68200	Real estate activities on a fee or contract basis	44	15,594	-	13,192	2,402	-	-
National Capital Region		292	122,220,041	121,996,432	216,934	2,608	4,067	-
L68110	Real estate buying, selling, renting, leasing and operating of self-owned/leased apartment buildings, non-residential and dwellings	56	131,914	-	127,847	-	4,067	-
L68120	Real estate buying, developing, subdividing and selling	182	121,075,920	120,988,742	86,524	653	-	-
L68130	Cemetery and columbarium development, selling, renting, leasing and operating of self-owned cemetery/columbarium (including burial crypt)	15	1,009,957	1,007,690	312	1,955	-	-
L68140	Renting or leasing services of residential properties	a/	a/	a/	a/	a/	a/	a/
L68190	Other real estate activities with own or leased property	a/	a/	a/	a/	a/	a/	a/
L68200	Real estate activities on a fee or contract basis	39	2,251	-	2,251	-	-	-
Cordillera Administrative Region		s	s	s	s	s	s	s
L68120	Real estate buying, developing, subdividing and selling	s	s	s	s	s	s	s
I - Ilocos Region		s	s	s	s	s	s	s
L68110	Real estate buying, selling, renting, leasing and operating of self-owned/leased apartment buildings, non-residential and dwellings	s	s	s	s	s	s	s
L68200	Real estate activities on a fee or contract basis	s	s	s	s	s	s	s

TABLE 9a Number of Establishments and Value of Inventories for Real Estate Activities Establishments with Total Employment of 20 and Over
by Industry Sub-class: Philippines, 2010 (Continued)

(Value in thousand pesos. Details may not add up to total due to rounding and/or statistical disclosure control)

2009 PSIC Code	Industry Description	Number of Establishments	Value of Inventories as of January 1						
			Total	Real Estate for Sale	Materials and Supplies	Fuels, Lubricants, Oils and Greases	Goods for Resale	Other Inventories	
			(1)	(2)	(3)	(4)	(5)	(6)	(7)
II - Cagayan Valley		S	S	S	S	S	S	S	
L68110	Real estate buying, selling, renting, leasing and operating of self-owned/leased apartment buildings, non-residential and dwellings	S	S	S	S	S	S	S	
III - Central Luzon		13	410,569	385,950	24,430	100	88	-	
L68110	Real estate buying, selling, renting, leasing and operating of self-owned/leased apartment buildings, non-residential and dwellings	8	23,568	-	23,480	-	88	-	
L68120	Real estate buying, developing, subdividing and selling	}	5	387,000	385,950	950	100	-	-
L68200	Real estate activities on a fee or contract basis								
IVA - CALABARZON		17	820,320	815,776	4,543	-	-	-	
L68110	Real estate buying, selling, renting, leasing and operating of self-owned/leased apartment buildings, non-residential and dwellings	}	17	820,320	815,776	4,543	-	-	-
L68120	Real estate buying, developing, subdividing and selling								
V - Bicol Region		5	119,570	119,569	-	-	-	-	
L68110	Real estate buying, selling, renting, leasing and operating of self-owned/leased apartment buildings, non-residential and dwellings	}	5	119,570	119,569	-	-	-	-
L68120	Real estate buying, developing, subdividing and selling								
L68130	Cemetery and columbarium development, selling, renting, leasing and operating of self-owned cemetery/columbarium (including burial crypt)								
VI - Western Visayas		12	903,770	883,371	18,086	2,312	-	-	
L68120	Real estate buying, developing, subdividing and selling	}	9	889,445	881,173	8,273	-	-	-
L68130	Cemetery and columbarium development, selling, renting, leasing and operating of self-owned cemetery/columbarium (including burial crypt)								
L68200	Real estate activities on a fee or contract basis								

TABLE 9a Number of Establishments and Value of Inventories for Real Estate Activities Establishments with Total Employment of 20 and Over
by Industry Sub-class: Philippines, 2010 (Continued)

(Value in thousand pesos. Details may not add up to total due to rounding and/or statistical disclosure control)

2009 PSIC Code	Industry Description	Number of Establishments	Value of Inventories as of January 1					
			Total	Real Estate for Sale	Materials and Supplies	Fuels, Lubricants, Oils and Greases	Goods for Resale	Other Inventories
		(1)	(2)	(3)	(4)	(5)	(6)	(7)
VII - Central Visayas		19	1,165,151	1,161,921	3,230	-	-	-
L68110	Real estate buying, selling, renting, leasing and operating of self-owned/leased apartment buildings, non-residential and dwellings	s	s	s	s	s	s	s
L68120	Real estate buying, developing, subdividing and selling	16	1,165,151	1,161,921	3,230	-	-	-
L68140	Renting or leasing services of residential properties	s	s	s	s	s	s	s
L68200	Real estate activities on a fee or contract basis	s	s	s	s	s	s	s
VIII - Eastern Visayas		s	s	s	s	s	s	s
L68110	Real estate buying, selling, renting, leasing and operating of self-owned/leased apartment buildings, non-residential and dwellings	s	s	s	s	s	s	s
X - Northern Mindanao		s	s	s	s	s	s	s
L68120	Real estate buying, developing, subdividing and selling	s	s	s	s	s	s	s
L68130	Cemetery and columbarium development, selling, renting, leasing and operating of self-owned cemetery/columbarium (including burial crypt)	s	s	s	s	s	s	s
XI - Davao Region		12	748,755	739,649	9,106	-	-	-
L68110	Real estate buying, selling, renting, leasing and operating of self-owned/leased apartment buildings, non-residential and dwellings	6	-	-	-	-	-	-
L68120	Real estate buying, developing, subdividing and selling	}	748,755	739,650	9,106	-	-	-
L68130	Cemetery and columbarium development, selling, renting, leasing and operating of self-owned cemetery/columbarium (including burial crypt)							
XII - SOCCSKSARGEN		s	s	s	s	s	s	s
L68110	Real estate buying, selling, renting, leasing and operating of self-owned/leased apartment buildings, non-residential and dwellings	s	s	s	s	s	s	s
L68120	Real estate buying, developing, subdividing and selling	s	s	s	s	s	s	s

TABLE 9a Number of Establishments and Value of Inventories for Real Estate Activities Establishments with Total Employment of 20 and Over
by Industry Sub-class: Philippines, 2010 *(Continued)*

(Value in thousand pesos. Details may not add up to total due to rounding and/or statistical disclosure control)

2009 PSIC Code	Industry Description	Number of Establishments	Value of Inventories as of January 1				
			Total	Real Estate for Sale	Materials and Supplies	Fuels, Lubricants, Oils and Greases	Goods for Resale
		(1)	(2)	(3)	(4)	(5)	(6)

XIII - Caraga

s s s s s s s s

L68130 Cemetery and columbarium development, selling, renting,
leasing and operating of self-owned cemetery/columbarium
(including burial crypt)

s s s s s s s s

TABLE 9a Number of Establishments and Value of Inventories for Real Estate Activities Establishments with Total Employment of 20 and Over
by Industry Sub-class: Philippines, 2010 (Continued)

(Value in thousand pesos. Details may not add up to total due to rounding and/or statistical disclosure control)

2009 PSIC Code	Industry Description	Value of Inventories as of December 31					
		Total	Real Estate for Sale	Materials and Supplies	Fuels, Lubricants, Oils and Greases	Goods for Resale	Other Inventories
		(8)	(9)	(10)	(11)	(12)	(13)
Philippines		151,433,915	151,115,987	307,478	5,234	5,216	-
L68110	Real estate buying, selling, renting, leasing and operating of self-owned/leased apartment buildings, non-residential and dwellings	175,971	-	170,755	-	5,216	-
L68120	Real estate buying, developing, subdividing and selling	150,332,630	150,207,872	123,993	766	-	-
L68130	Cemetery and columbarium development, selling, renting, leasing and operating of self-owned cemetery/columbarium (including burial crypt)	911,554	908,116	770	2,668	-	-
L68140	Renting or leasing services of residential properties	}					
L68190	Other real estate activities with own or leased property	}	181	181	-	-	-
L68200	Real estate activities on a fee or contract basis	13,579	-	11,778	1,801	-	-
National Capital Region		146,171,779	145,916,066	247,096	3,424	5,193	-
L68110	Real estate buying, selling, renting, leasing and operating of self-owned/leased apartment buildings, non-residential and dwellings	149,930	-	144,736	-	5,193	-
L68120	Real estate buying, developing, subdividing and selling	145,156,982	145,056,509	99,708	766	-	-
L68130	Cemetery and columbarium development, selling, renting, leasing and operating of self-owned cemetery/columbarium (including burial crypt)	862,654	859,557	438	2,658	-	-
L68140	Renting or leasing services of residential properties	a/	a/	a/	a/	a/	a/
L68190	Other real estate activities with own or leased property	a/	a/	a/	a/	a/	a/
L68200	Real estate activities on a fee or contract basis	2,213	-	2,213	-	-	-
Cordillera Administrative Region		s	s	s	s	s	s
L68120	Real estate buying, developing, subdividing and selling	s	s	s	s	s	s
I - Ilocos Region		s	s	s	s	s	s
L68110	Real estate buying, selling, renting, leasing and operating of self-owned/leased apartment buildings, non-residential and dwellings	s	s	s	s	s	s
L68200	Real estate activities on a fee or contract basis	s	s	s	s	s	s

TABLE 9a Number of Establishments and Value of Inventories for Real Estate Activities Establishments with Total Employment of 20 and Over
by Industry Sub-class: Philippines, 2010 *(Continued)*

(Value in thousand pesos. Details may not add up to total due to rounding and/or statistical disclosure control)

2009 PSIC Code	Industry Description	Value of Inventories as of December 31					
		Total	Real Estate for Sale	Materials and Supplies	Fuels, Lubricants, Oils and Greases	Goods for Resale	Other Inventories
		(8)	(9)	(10)	(11)	(12)	(13)
II - Cagayan Valley		S	S	S	S	S	S
L68110	Real estate buying, selling, renting, leasing and operating of self-owned/leased apartment buildings, non-residential and dwellings	S	S	S	S	S	S
III - Central Luzon		493,902	467,622	26,223	35	22	-
L68110	Real estate buying, selling, renting, leasing and operating of self-owned/leased apartment buildings, non-residential and dwellings	26,209	-	26,186	-	22	-
L68120	Real estate buying, developing, subdividing and selling }						
L68200	Real estate activities on a fee or contract basis }	467,693	467,622	36	35	-	-
IVA - CALABARZON		1,090,160	1,084,719	5,441	-	-	-
L68110	Real estate buying, selling, renting, leasing and operating of self-owned/leased apartment buildings, non-residential and dwellings }						
L68120	Real estate buying, developing, subdividing and selling }	1,090,160	1,084,719	5,441	-	-	-
V - Bicol Region		118,680	118,679	1	-	-	-
L68110	Real estate buying, selling, renting, leasing and operating of self-owned/leased apartment buildings, non-residential and dwellings }						
L68120	Real estate buying, developing, subdividing and selling }	118,680	118,679	1	-	-	-
L68130	Cemetery and columbarium development, selling, renting, leasing and operating of self-owned cemetery/columbarium (including burial crypt) }						
VI - Western Visayas		870,018	850,079	18,163	1,776	-	-
L68120	Real estate buying, developing, subdividing and selling	857,083	847,802	9,281	-	-	-
L68130	Cemetery and columbarium development, selling, renting, leasing and operating of self-owned cemetery/columbarium (including burial crypt) }						
L68200	Real estate activities on a fee or contract basis }	12,934	2,277	8,882	1,776	-	-

TABLE 9a Number of Establishments and Value of Inventories for Real Estate Activities Establishments with Total Employment of 20 and Over
by Industry Sub-class: Philippines, 2010 (Continued)

(Value in thousand pesos. Details may not add up to total due to rounding and/or statistical disclosure control)

2009 PSIC Code	Industry Description	Value of Inventories as of December 31					
		Total	Real Estate for Sale	Materials and Supplies	Fuels, Lubricants, Oils and Greases	Goods for Resale	Other Inventories
		(8)	(9)	(10)	(11)	(12)	(13)
VII - Central Visayas		1,828,237	1,825,829	2,407	-	-	-
L68110	Real estate buying, selling, renting, leasing and operating of self-owned/leased apartment buildings, non-residential and dwellings	\$	\$	\$	\$	\$	\$
L68120	Real estate buying, developing, subdividing and selling	1,828,237	1,825,829	2,407	-	-	-
L68140	Renting or leasing services of residential properties	\$	\$	\$	\$	\$	\$
L68200	Real estate activities on a fee or contract basis	\$	\$	\$	\$	\$	\$
VIII - Eastern Visayas		\$	\$	\$	\$	\$	\$
L68110	Real estate buying, selling, renting, leasing and operating of self-owned/leased apartment buildings, non-residential and dwellings	\$	\$	\$	\$	\$	\$
X - Northern Mindanao		\$	\$	\$	\$	\$	\$
L68120	Real estate buying, developing, subdividing and selling	\$	\$	\$	\$	\$	\$
L68130	Cemetery and columbarium development, selling, renting, leasing and operating of self-owned cemetery/columbarium (including burial crypt)	\$	\$	\$	\$	\$	\$
XI - Davao Region		742,513	735,604	6,910	-	-	-
L68110	Real estate buying, selling, renting, leasing and operating of self-owned/leased apartment buildings, non-residential and dwellings	-	-	-	-	-	-
L68120	Real estate buying, developing, subdividing and selling	}	}	}	}	}	}
L68130	Cemetery and columbarium development, selling, renting, leasing and operating of self-owned cemetery/columbarium (including burial crypt)						
		742,514	735,604	6,910	-	-	-
XII - SOCCSKSARGEN		\$	\$	\$	\$	\$	\$
L68110	Real estate buying, selling, renting, leasing and operating of self-owned/leased apartment buildings, non-residential and dwellings	\$	\$	\$	\$	\$	\$
L68120	Real estate buying, developing, subdividing and selling	\$	\$	\$	\$	\$	\$

TABLE 9a Number of Establishments and Value of Inventories for Real Estate Activities Establishments with Total Employment of 20 and Over
by Industry Sub-class: Philippines, 2010 *(Concluded)*

(Value in thousand pesos. Details may not add up to total due to rounding and/or statistical disclosure control)

2009 PSIC Code	Industry Description	Value of Inventories as of December 31					
		Total	Real Estate for Sale	Materials and Supplies	Fuels, Lubricants, Oils and Greases	Goods for Resale	Other Inventories
		(8)	(9)	(10)	(11)	(12)	(13)
XIII - Caraga		s	s	s	s	s	s
L68130	Cemetery and columbarium development, selling, renting, leasing and operating of self-owned cemetery/columbarium (including burial crypt)	s	s	s	s	s	s

- Zero or less than 500

} Combined data of two or more industries

a/ Data combined with PSIC L68110

s Suppressed data

TABLE 10a Number of Reporting Establishments and Nationality of Stockholders with Highest Capital Participation Rate as of December 31 for Real Estate Activities
Establishments with Total Employment of 20 and Over by Industry Sub-Class: Philippines, 2010

(An establishment with equal capital participation rate may be reported several times)

2009 PSIC Code	Industry Description	Number of Reporting Establishments	Nationality of Stockholders with Highest Capital Participation Rate				
			Filipino	American	British	Chinese	German
		(1)	(2)	(3)	(4)	(5)	(6)
Philippines		138	136	-	1	1	-
L68110	Real estate buying, selling, renting, leasing and operating of self-owned/leased apartment buildings, non-residential and dwellings	31	31	-	-	-	-
L68120	Real estate buying, developing, subdividing and selling	74	74	-	-	-	-
L68130	Cemetery and columbarium development, selling, renting, leasing and operating of self-owned cemetery/columbarium (including burial crypt)	12	12	-	-	-	-
L68140	Renting or leasing services of residential properties	3	3	-	-	-	-
L68190	Other real estate activities with own or leased property						
L68200	Real estate activities on a fee or contract basis	18	16	-	1	1	-
National Capital Region		76	74	-	1	1	-
L68110	Real estate buying, selling, renting, leasing and operating of self-owned/leased apartment buildings, non-residential and dwellings	16	16	-	-	-	-
L68120	Real estate buying, developing, subdividing and selling	41	41	-	-	-	-
L68130	Cemetery and columbarium development, selling, renting, leasing and operating of self-owned cemetery/columbarium (including burial crypt)	6	6	-	-	-	-
L68140	Renting or leasing services of residential properties	a/	a/	a/	a/	a/	a/
L68190	Other real estate activities with own or leased property	a/	a/	a/	a/	a/	a/
L68200	Real estate activities on a fee or contract basis	13	11	-	1	1	-
Cordillera Administrative Region		s	s	s	s	s	s
L68120	Real estate buying, developing, subdividing and selling	s	s	s	s	s	s
I - Ilocos Region		s	s	s	s	s	s
L68110	Real estate buying, selling, renting, leasing and operating of self-owned/leased apartment buildings, non-residential and dwellings	s	s	s	s	s	s
L68200	Real estate activities on a fee or contract basis	s	s	s	s	s	s
II - Cagayan Valley		s	s	s	s	s	s
L68110	Real estate buying, selling, renting, leasing and operating of self-owned/leased apartment buildings, non-residential and dwellings	s	s	s	s	s	s

TABLE 10a Number of Reporting Establishments and Nationality of Stockholders with Highest Capital Participation Rate as of December 31 for Real Estate Activities
Establishments with Total Employment of 20 and Over by Industry Sub-Class: Philippines, 2010 (Continued)

(An establishment with equal capital participation rate may be reported several times)

2009 PSIC Code	Industry Description	Number of Reporting Establishments	Nationality of Stockholders with Highest Capital Participation Rate				
			Filipino	American	British	Chinese	German
		(1)	(2)	(3)	(4)	(5)	(6)
III - Central Luzon		11	11	-	-	-	-
L68110	Real estate buying, selling, renting, leasing and operating of self-owned/leased apartment buildings, non-residential and dwellings	6	6	-	-	-	-
L68120	Real estate buying, developing, subdividing and selling }	5	5	-	-	-	-
L68200	Real estate activities on a fee or contract basis }						
IVA - CALABARZON		9	9	-	-	-	-
L68110	Real estate buying, selling, renting, leasing and operating of self-owned/leased apartment buildings, non-residential and dwellings }	9	9	-	-	-	-
L68120	Real estate buying, developing, subdividing and selling }						
V - Bicol Region		5	5	-	-	-	-
L68110	Real estate buying, selling, renting, leasing and operating of self-owned/leased apartment buildings, non-residential and dwellings }	5	5	-	-	-	-
L68120	Real estate buying, developing, subdividing and selling }						
L68130	Cemetery and columbarium development, selling, renting, leasing and operating of self-owned cemetery/columbarium (including burial crypt) }						
VI - Western Visayas		9	9	-	-	-	-
L68120	Real estate buying, developing, subdividing and selling	6	6	-	-	-	-
L68130	Cemetery and columbarium development, selling, renting, leasing and operating of self-owned cemetery/columbarium (including burial crypt) }	3	3	-	-	-	-
L68200	Real estate activities on a fee or contract basis }						
VII - Central Visayas		9	9	-	-	-	-
L68110	Real estate buying, selling, renting, leasing and operating of self-owned/leased apartment buildings, non-residential and dwellings	s	s	s	s	s	s
L68120	Real estate buying, developing, subdividing and selling	6	6	-	-	-	-
L68140	Renting or leasing services of residential properties	s	s	s	s	s	s
L68200	Real estate activities on a fee or contract basis	s	s	s	s	s	s

TABLE 10a Number of Reporting Establishments and Nationality of Stockholders with Highest Capital Participation Rate as of December 31 for Real Estate Activities
Establishments with Total Employment of 20 and Over by Industry Sub-Class: Philippines, 2010 (Continued)

(An establishment with equal capital participation rate may be reported several times)

2009 PSIC Code	Industry Description	Number of Reporting Establishments	Nationality of Stockholders with Highest Capital Participation Rate				
			Filipino	American	British	Chinese	German
		(1)	(2)	(3)	(4)	(5)	(6)
VIII - Eastern Visayas		s	s	s	s	s	s
L68110	Real estate buying, selling, renting, leasing and operating of self-owned/leased apartment buildings, non-residential and dwellings	s	s	s	s	s	s
X - Northern Mindanao		s	s	s	s	s	s
L68120	Real estate buying, developing, subdividing and selling	s	s	s	s	s	s
L68130	Cemetery and columbarium development, selling, renting, leasing and operating of self-owned cemetery/columbarium (including burial crypt)	s	s	s	s	s	s
XI - Davao Region		9	9	-	-	-	-
L68110	Real estate buying, selling, renting, leasing and operating of self-owned/leased apartment buildings, non-residential and dwellings	3	3	-	-	-	-
L68120	Real estate buying, developing, subdividing and selling }						
L68130	Cemetery and columbarium development, selling, renting, leasing and operating of self-owned cemetery/columbarium (including burial crypt) }	6	6	-	-	-	-
XII - SOCCSKSARGEN		s	s	s	s	s	s
L68110	Real estate buying, selling, renting, leasing and operating of self-owned/leased apartment buildings, non-residential and dwellings	s	s	s	s	s	s
L68120	Real estate buying, developing, subdividing and selling	s	s	s	s	s	s
XIII - Caraga		s	s	s	s	s	s
L68130	Cemetery and columbarium development, selling, renting, leasing and operating of self-owned cemetery/columbarium (including burial crypt)	s	s	s	s	s	s

TABLE 10a Number of Reporting Establishments and Nationality with Highest Capital Participation Rate as of December 31 for Real Estate Activities
Establishments with Total Employment of 20 and Over by Industry Sub-Class: Philippines, 2010 (Continued)

(An establishment with equal capital participation rate may be reported several times)

2009 PSIC Code	Industry Description	Nationality of Stockholders with Highest Capital Participation Rate				
		Japanese	Korean	Singaporean	Taiwanese	Other Nationalities
		(7)	(8)	(9)	(10)	(11)
	Philippines	-	-	-	-	-
L68110	Real estate buying, selling, renting, leasing and operating of self-owned/leased apartment buildings, non-residential and dwellings	-	-	-	-	-
L68120	Real estate buying, developing, subdividing and selling	-	-	-	-	-
L68130	Cemetery and columbarium development, selling, renting, leasing and operating of self-owned cemetery/columbarium (including burial crypt)	-	-	-	-	-
L68140	Renting or leasing services of residential properties	}	}	}	}	}
L68190	Other real estate activities with own or leased property					
L68200	Real estate activities on a fee or contract basis	-	-	-	-	-
	National Capital Region	-	-	-	-	-
L68110	Real estate buying, selling, renting, leasing and operating of self-owned/leased apartment buildings, non-residential and dwellings	-	-	-	-	-
L68120	Real estate buying, developing, subdividing and selling	-	-	-	-	-
L68130	Cemetery and columbarium development, selling, renting, leasing and operating of self-owned cemetery/columbarium (including burial crypt)	-	-	-	-	-
L68140	Renting or leasing services of residential properties	a/	a/	a/	a/	a/
L68190	Other real estate activities with own or leased property	a/	a/	a/	a/	a/
L68200	Real estate activities on a fee or contract basis	-	-	-	-	-
	Cordillera Administrative Region	s	s	s	s	s
L68120	Real estate buying, developing, subdividing and selling	s	s	s	s	s
	I - Ilocos Region	s	s	s	s	s
L68110	Real estate buying, selling, renting, leasing and operating of self-owned/leased apartment buildings, non-residential and dwellings	s	s	s	s	s
L68200	Real estate activities on a fee or contract basis	s	s	s	s	s
	II - Cagayan Valley	s	s	s	s	s
L68110	Real estate buying, selling, renting, leasing and operating of self-owned/leased apartment buildings, non-residential and dwellings	s	s	s	s	s

TABLE 10a Number of Reporting Establishments and Nationality with Highest Capital Participation Rate as of December 31 for Real Estate Activities
Establishments with Total Employment of 20 and Over by Industry Sub-Class: Philippines, 2010 (Continued)

(An establishment with equal capital participation rate may be reported several times)

2009 PSIC Code	Industry Description	Nationality of Stockholders with Highest Capital Participation Rate				
		Japanese	Korean	Singaporean	Taiwanese	Other Nationalities
		(7)	(8)	(9)	(10)	(11)
III - Central Luzon		-	-	-	-	-
L68110	Real estate buying, selling, renting, leasing and operating of self-owned/leased apartment buildings, non-residential and dwellings	-	-	-	-	-
L68120	Real estate buying, developing, subdividing and selling	}	-	-	-	-
L68200	Real estate activities on a fee or contract basis					
IVA - CALABARZON		-	-	-	-	-
L68110	Real estate buying, selling, renting, leasing and operating of self-owned/leased apartment buildings, non-residential and dwellings	}	-	-	-	-
L68120	Real estate buying, developing, subdividing and selling					
V - Bicol Region		-	-	-	-	-
L68110	Real estate buying, selling, renting, leasing and operating of self-owned/leased apartment buildings, non-residential and dwellings	}	-	-	-	-
L68120	Real estate buying, developing, subdividing and selling					
L68130	Cemetery and columbarium development, selling, renting, leasing and operating of self-owned cemetery/columbarium (including burial crypt)	}	-	-	-	-
VI - Western Visayas		-	-	-	-	-
L68120	Real estate buying, developing, subdividing and selling	-	-	-	-	-
L68130	Cemetery and columbarium development, selling, renting, leasing and operating of self-owned cemetery/columbarium (including burial crypt)	}	-	-	-	-
L68200	Real estate activities on a fee or contract basis					
VII - Central Visayas		-	-	-	-	-
L68110	Real estate buying, selling, renting, leasing and operating of self-owned/leased apartment buildings, non-residential and dwellings	S	S	S	S	S
L68120	Real estate buying, developing, subdividing and selling	-	-	-	-	-
L68140	Renting or leasing services of residential properties	S	S	S	S	S
L68200	Real estate activities on a fee or contract basis	S	S	S	S	S

TABLE 10a Number of Reporting Establishments and Nationality with Highest Capital Participation Rate as of December 31 for Real Estate Activities
Establishments with Total Employment of 20 and Over by Industry Sub-Class: Philippines, 2010 *(Concluded)*

(An establishment with equal capital participation rate may be reported several times)

2009 PSIC Code	Industry Description	Nationality of Stockholders with Highest Capital Participation Rate				
		Japanese	Korean	Singaporean	Taiwanese	Other Nationalities
		(7)	(8)	(9)	(10)	(11)
VIII - Eastern Visayas		S	S	S	S	S
L68110	Real estate buying, selling, renting, leasing and operating of self-owned/leased apartment buildings, non-residential and dwellings	S	S	S	S	S
X - Northern Mindanao		S	S	S	S	S
L68120	Real estate buying, developing, subdividing and selling	S	S	S	S	S
L68130	Cemetery and columbarium development, selling, renting, leasing and operating of self-owned cemetery/columbarium (including burial crypt)	S	S	S	S	S
XI - Davao Region		-	-	-	-	-
L68110	Real estate buying, selling, renting, leasing and operating of self-owned/leased apartment buildings, non-residential and dwellings	-	-	-	-	-
L68120	Real estate buying, developing, subdividing and selling }					
L68130	Cemetery and columbarium development, selling, renting, leasing and operating of self-owned cemetery/columbarium (including burial crypt) }	-	-	-	-	-
XII - SOCCSKSARGEN		S	S	S	S	S
L68110	Real estate buying, selling, renting, leasing and operating of self-owned/leased apartment buildings, non-residential and dwellings	S	S	S	S	S
L68120	Real estate buying, developing, subdividing and selling	S	S	S	S	S
XIII - Caraga		S	S	S	S	S
L68130	Cemetery and columbarium development, selling, renting, leasing and operating of self-owned cemetery/columbarium (including burial crypt)	S	S	S	S	S

- Zero or less than 500

} Combined data of two or more industries

a/ Data combined with PSIC L68110

s Suppressed data

Statistical Tables

**For Establishments with Total
Employment of Less than 20**

National Tables

TABLE 1b Summary Statistics for Real Estate Activities Establishments with Total Employment of Less Than 20 by Industry Sub-Class: Philippines, 2010

(Value in thousand pesos. Details may not add up to total due to rounding and/or statistical disclosure control)

2009 PSIC Code	Industry Description	Number of Establishments	Employment as of November 15		Total Compensation	Total Revenue
			Total	Paid Employees		
		(1)	(2)	(3)	(4)	(5)
Philippines		2,493	16,075	15,197	3,240,565	51,025,390
L68110	Real estate buying, selling, renting, leasing and operating of self-owned/leased apartment buildings, non-residential and dwellings	506	2,394	2,224	314,797	2,075,835
L68120	Real estate buying, developing, subdividing and selling	1,211	9,292	8,826	1,949,446	43,723,964
L68130	Cemetery and columbarium development, selling, renting, leasing and operating of self-owned cemetery/columbarium (including burial crypt)	160	1,162	1,115	129,046	815,617
L68140	Renting or leasing services of residential properties	26	116	112	14,792	150,635
L68190	Other Real estate activities with own or leased property	14	102	102	20,253	126,523
L68200	Real estate activities on a fee or contract basis	576	3,009	2,818	812,231	4,132,817

2009 PSIC Code	Industry Description	Total Cost	Value Added	Gross Additions to Fixed Assets	Change in Inventories	Subsidies
		(6)	(7)	(8)	(9)	(10)
Philippines		31,142,706	18,548,516	1,313,103	(5,759,047)	-
L68110	Real estate buying, selling, renting, leasing and operating of self-owned/leased apartment buildings, non-residential and dwellings	1,209,161	1,371,106	(145,967)	(887)	-
L68120	Real estate buying, developing, subdividing and selling	26,410,862	14,974,103	723,017	(5,509,749)	-
L68130	Cemetery and columbarium development, selling, renting, leasing and operating of self-owned cemetery/columbarium (including burial crypt)	461,738	191,225	28,339	(248,533)	-
L68140	Renting or leasing services of residential properties	118,372	110,532	169,840	(60)	-
L68190	Other real estate activities with own or leased property	96,945	70,771	-	-	-
L68200	Real estate activities on a fee or contract basis	2,845,628	1,830,782	537,874	183	-

TABLE 2b Number of Establishments and Employment by Type and Sex of Worker for Real Estate Activities Establishments with Total Employment of Less Than 20 by Industry Sub-Class: Philippines, 2010

(Details may not add up to total due to rounding and/or statistical disclosure control)

2009 PSIC Code	Industry Description	Number of Establishments	Employment as of November 15					
			Total		Paid		Unpaid	
			Male	Female	Male	Female	Male	Female
		(1)	(2)	(3)	(4)	(5)	(6)	(7)
Philippines		2,493	8,595	7,480	8,132	7,065	463	415
L68110	Real estate buying, selling, renting, leasing and operating of self-owned/leased apartment buildings, non-residential and dwellings	506	1,416	978	1,337	887	79	91
L68120	Real estate buying, developing, subdividing and selling	1,211	4,487	4,805	4,245	4,581	242	224
L68130	Cemetery and columbarium development, selling, renting, leasing and operating of self-owned cemetery/columbarium (including burial crypt)	160	882	280	851	264	31	16
L68140	Renting or leasing services of residential properties	26	81	35	79	33	2	2
L68190	Other real estate activities with own or leased property	14	73	29	73	29	-	-
L68200	Real estate activities on a fee or contract basis	576	1,656	1,353	1,547	1,271	109	82

TABLE 3b Number of Establishments and Compensation of Paid Employees for Real Estate Activities Establishments with Total Employment of Less Than 20 by Industry Sub-class: Philippines, 2010

(Value in thousand pesos. Details may not add up to total due to rounding and/or statistical disclosure control)

2009 PSIC Code	Industry Description	Number of Establishments	Compensation			
			Total	Gross Salaries and Wages	Employer's Contribution to SSS/GSIS, ECC, PhilHealth, PAG-IBIG, etc.	Separation, Retirement/ Terminal Pay, Gratuities and others
		(1)	(2)	(3)	(4)	(5)
Philippines		2,493	3,240,565	2,920,471	212,796	107,298
L68110	Real estate buying, selling, renting, leasing and operating of self-owned/leased apartment buildings, non-residential and dwellings	506	314,797	293,607	18,858	2,331
L68120	Real estate buying, developing, subdividing and selling	1,211	1,949,446	1,721,173	129,939	98,334
L68130	Cemetery and columbarium development, selling, renting, leasing and operating of self-owned cemetery/columbarium (including burial crypt)	160	129,046	119,135	9,553	357
L68140	Renting or leasing services of residential properties	26	14,792	13,573	1,119	100
L68190	Other real estate activities with own or leased property	14	20,253	17,985	2,268	-
L68200	Real estate activities on a fee or contract basis	576	812,231	754,996	51,058	6,177

TABLE 4b Number of Establishments and Revenue by Type for Real Estate Activities Establishments with Total Employment of Less Than 20 by Industry Sub-Class: Philippines, 2010

(Value in thousand pesos. Details may not add up to total due to rounding and/or statistical disclosure control)

2009 PSIC Code	Industry Description	Number of Establishments	Revenue					
			Total	Real Estate Sales	Commissions and Fees Earned	Income from Renting of Land, Building and Structures	Interest Income	Dividend Income
		(1)	(2)	(3)	(4)	(5)	(6)	(7)

Philippines		2,493	51,025,390	42,314,612	3,993,382	3,117,110	624,960	33,908
L68110	Real estate buying, selling, renting, leasing and operating of self-owned/leased apartment buildings, non-residential and dwellings	506	2,075,835	-	-	2,042,775	8,378	988
L68120	Real estate buying, developing, subdividing and selling	1,211	43,723,964	41,528,294	-	716,374	568,403	322
L68130	Cemetery and columbarium development, selling, renting, leasing and operating of self-owned cemetery/columbarium (including burial crypt)	160	815,617	786,318	-	28,884	20	57
L68140	Renting or leasing services of residential properties	26	150,635	-	-	150,490	145	-
L68190	Other real estate activities with own or leased property	14	126,523	-	-	126,523	-	-
L68200	Real estate activities on a fee or contract basis	576	4,132,817	-	3,993,382	52,065	48,014	32,541

2009 PSIC Code	Industry Description	Revenue						
		Value of Goods for Resale	Industrial Services Done for Others	Other Non- industrial Services Done for Others	Royalty Income	Franchise Income	Foreign Exchange Gains	Other Income
		(8)	(9)	(10)	(11)	(12)	(13)	(14)

Philippines		31,253	4,029	604,930	-	-	2,907	298,298
L68110	Real estate buying, selling, renting, leasing and operating of self-owned/leased apartment buildings, non-residential and dwellings	-	-	11,254	-	-	-	12,438
L68120	Real estate buying, developing, subdividing and selling	31,253	4,029	593,042	-	-	2,907	279,340
L68130	Cemetery and columbarium development, selling, renting, leasing and operating of self-owned cemetery/columbarium (including burial crypt)	-	-	338	-	-	-	-
L68140	Renting or leasing services of residential properties	-	-	-	-	-	-	-
L68190	Other real estate activities with own or leased property	-	-	-	-	-	-	-
L68200	Real estate activities on a fee or contract basis	-	-	296	-	-	-	6,520

TABLE 4b.1 Number of Establishments and Revenue from Main Activity by Type of Transaction for Real Estate Activities Establishments with Total Employment of Less Than 20 by Industry Sub-Class: Philippines, 2010

(Value in thousand pesos. Details may not add up to total due to rounding and/or statistical disclosure control)

2009 PSIC Code	Industry Description	Number of Establishments	Revenue from Main Activity		
			Total	Transactions Within the Country	Transactions Outside the Country
		(1)	(2)	(3)	(4)
Philippines		2,493	-	-	-
L68110	Real estate buying, selling, renting, leasing and operating of self-owned/leased apartment buildings, non-residential and dwellings	506	-	-	-
L68120	Real estate buying, developing, subdividing and selling	1,211	-	-	-
L68130	Cemetery and columbarium development, selling, renting, leasing and operating of self-owned cemetery/columbarium (including burial crypt)	160	-	-	-
L68140	Renting or leasing services of residential properties	26	-	-	-
L68190	Other real estate activities with own or leased property	14	-	-	-
L68200	Real estate activities on a fee or contract basis	576	-	-	-

TABLE 4b.2 Number of Establishments and Value of Non-Industrial Services Done for Others by Type for Real Estate Activities Establishments with Total Employment of Less Than 20 by Industry Sub-Class: Philippines, 2010

(Value in thousand pesos. Details may not add up to total due to rounding and/or statistical disclosure control)

2009 PSIC Code	Industry Description	Number of Establishments	Non-Industrial Services Done for Others				
			Total	Rent Income from Land	Rental Income from Building and Structures	Other Rental Income	Other Non- Industrial Services
		(1)	(2)	(3)	(4)	(5)	(6)
Philippines		2,493	3,722,041	12,227	3,104,884	-	604,930
L68110	Real estate buying, selling, renting, leasing and operating of self-owned/leased apartment buildings, non-residential and dwellings	506	2,054,030	-	2,042,775	-	11,254
L68120	Real estate buying, developing, subdividing and selling	1,211	1,309,416	2,603	713,770	-	593,042
L68130	Cemetery and columbarium development, selling, renting, leasing and operating of self-owned cemetery/columbarium (including burial crypt)	160	29,221	9,624	19,260	-	338
L68140	Renting or leasing services of residential properties	26	150,490	-	150,490	-	-
L68190	Other real estate activities with own or leased property	14	126,523	-	126,523	-	-
L68200	Real estate activities on a fee or contract basis	576	52,361	-	52,065	-	296

TABLE 5b Number of Establishments and Cost by Type for Real Estate Activities Establishments with Total Employment of Less Than 20 by Industry Sub-Class: Philippines, 2010

(Value in thousand pesos. Details may not add up to total due to rounding and/or statistical disclosure control)

2009 PSIC Code	Industry Description	Number of Establishments	Cost			
			Total	Real Estate Purchased for Sale	Materials and Supplies Purchased	Fuels, Lubricants, Oils and Greases Purchased
		(1)	(2)	(3)	(4)	(5)

Philippines		2,493	31,142,706	13,663,058	809,812	391,926
L68110	Real estate buying, selling, renting, leasing and operating of self-owned/leased apartment buildings, non-residential and dwellings	506	1,209,161	-	135,884	10,312
L68120	Real estate buying, developing, subdividing and selling	1,211	26,410,862	13,532,519	326,335	313,315
L68130	Cemetery and columbarium development, selling, renting, leasing and operating of self-owned cemetery/columbarium (including burial crypt)	160	461,738	130,539	38,605	28,532
L68140	Renting or leasing services of residential properties	26	118,372	-	7,046	83
L68190	Other real estate activities with own or leased property	14	96,945	-	1,541	152
L68200	Real estate activities on a fee or contract basis	576	2,845,628	-	300,400	39,531

2009 PSIC Code	Industry Description	Cost				
		Electricity and Water Purchased	Industrial Services Done by Others	Cost of Non- Industrial Services Done by Others	Interest Expense	Taxes on Product and Production
		(6)	(7)	(8)	(9)	(10)

Philippines		2,655,731	1,058,199	7,655,720	949,622	1,655,194
L68110	Real estate buying, selling, renting, leasing and operating of self-owned/leased apartment buildings, non-residential and dwellings	169,438	164,509	251,766	12,110	187,044
L68120	Real estate buying, developing, subdividing and selling	1,709,278	671,759	6,236,668	850,300	1,252,292
L68130	Cemetery and columbarium development, selling, renting, leasing and operating of self-owned cemetery/columbarium (including burial crypt)	39,932	30,346	97,932	3,007	22,909
L68140	Renting or leasing services of residential properties	10,326	3,846	66,117	-	2,073
L68190	Other real estate activities with own or leased property	35,608	-	18,451	475	5,788
L68200	Real estate activities on a fee or contract basis	691,149	187,739	984,786	83,731	185,088

TABLE 5b Number of Establishments and Cost by Type for Real Estate Activities Establishments with Total Employment of Less Than 20 by Industry Sub-Class: Philippines, 2010 *(Concluded)*

(Value in thousand pesos. Details may not add up to total due to rounding and/or statistical disclosure control)

2009 PSIC Code	Industry Description	Cost				
		Goods Purchased for Resale	Research and Experimental Development	Environmental Protection Expense	Bad and Doubtful Debts	Depreciation of Fixed Assets
		(11)	(12)	(13)	(14)	(15)

	Philippines	21,232	-	10,769	18,109	2,086,720
L68110	Real estate buying, selling, renting, leasing and operating of self-owned/leased apartment buildings, non-residential and dwellings	-	-	-	-	271,683
L68120	Real estate buying, developing, subdividing and selling	21,232	-	-	14,682	1,335,201
L68130	Cemetery and columbarium development, selling, renting, leasing and operating of self-owned cemetery/columbarium (including burial crypt)	-	-	157	-	69,666
L68140	Renting or leasing services of residential properties	-	-	-	200	28,679
L68190	Other real estate activities with own or leased property	-	-	-	-	34,929
L68200	Real estate activities on a fee or contract basis	-	-	10,612	3,226	346,563

2009 PSIC Code	Industry Description	Cost			
		Foreign Exchange Losses	Royalty Fee	Franchise Fee	Other Cost
		(16)	(17)	(18)	(19)

	Philippines	101,587	-	627	64,401
L68110	Real estate buying, selling, renting, leasing and operating of self-owned/leased apartment buildings, non-residential and dwellings	-	-	-	6,415
L68120	Real estate buying, developing, subdividing and selling	101,587	-	511	45,184
L68130	Cemetery and columbarium development, selling, renting, leasing and operating of self-owned cemetery/columbarium (including burial crypt)	-	-	-	115
L68140	Renting or leasing services of residential properties	-	-	-	-
L68190	Other real estate activities with own or leased property	-	-	-	-
L68200	Real estate activities on a fee or contract basis	-	-	116	12,686

TABLE 5b.1 Number of Establishments and Cost of Industrial Services Done by Others by Type for Real Estate Activities Establishments with Total Employment of Less Than 20 by Industry Sub-Class: Philippines, 2010

(Value in thousand pesos. Details may not add up to total due to rounding and/or statistical disclosure control)

2009 PSIC Code	Industry Description	Number of Establishments	Industrial Services Done by Others		
			Total	Contract and Commission Work	Other Industrial Services
		(1)	(2)	(3)	(4)
Philippines		2,493	1,058,199	371,605	686,594
L68110	Real estate buying, selling, renting, leasing and operating of self-owned/leased apartment buildings, non-residential and dwellings	506	164,509	18,084	146,425
L68120	Real estate buying, developing, subdividing and selling	1,211	671,759	299,490	372,269
L68130	Cemetery and columbarium development, selling, renting, leasing and operating of self-owned cemetery/columbarium (including burial crypt)	160	30,346	15,447	14,899
L68140	Renting or leasing services of residential properties	26	3,846	-	3,846
L68190	Other real estate activities with own or leased property	14	-	-	-
L68200	Real estate activities on a fee or contract basis	576	187,739	38,584	149,156

TABLE 5b.2 Number of Establishments and Cost of Non-Industrial Services Done by Others by Type for Real Estate Activities Establishments with Total Employment of Less Than 20 by Industry Sub-Class: Philippines, 2010

(Value in thousand pesos. Details may not add up to total due to rounding and/or statistical disclosure control)

2009 PSIC Code	Industry Description	Number of Establishments	Non-Industrial Services Done by Others				
			Total	Rent Expense for Land	Rental Expense for Building and Structures	Other Rental Expenses	Other Non- Industrial Services
		(1)	(2)	(3)	(4)	(5)	(6)
Philippines		2,493	7,655,720	91,370	664,220	17,923	6,882,206
L68110	Real estate buying, selling, renting, leasing and operating of self-owned/leased apartment buildings, non-residential and dwellings	506	251,766	43,850	20,366	104	187,446
L68120	Real estate buying, developing, subdividing and selling	1,211	6,236,668	-	529,479	14,772	5,692,417
L68130	Cemetery and columbarium development, selling, renting, leasing and operating of self-owned cemetery/columbarium (including burial crypt)	160	97,932	-	7,399	-	90,533
L68140	Renting or leasing services of residential properties	26	66,117	47,520	12,517	-	6,080
L68190	Other real estate activities with own or leased property	14	18,451	-	-	-	18,451
L68200	Real estate activities on a fee or contract basis	576	984,786	-	94,459	3,047	887,279

TABLE 6b Number of Establishments and Capital Expenditures for Tangible Fixed Assets by Type for Real Estate Activities Establishments with Total Employment of Less Than 20 by Industry Sub-Class: Philippines, 2010

(Value in thousand pesos. Details may not add up to total due to rounding and/or statistical disclosure control)

2009 PSIC Code	Industry Description	Number of Establishments	Capital Expenditures for Tangible Fixed Assets			
			Total	Land	Buildings, Other Structures and Land Improvements	Transport Equipment
		(1)	(2)	(3)	(4)	(5)
Philippines		2,493	2,013,195	91,201	1,401,571	107,954
L68110	Real estate buying, selling, renting, leasing and operating of self-owned/leased apartment buildings, non-residential and dwellings	506	199,150	54,000	130,088	11,340
L68120	Real estate buying, developing, subdividing and selling	1,211	1,077,992	37,201	662,295	62,807
L68130	Cemetery and columbarium development, selling, renting, leasing and operating of self-owned cemetery/columbarium (including burial crypt)	160	28,339	-	3,538	17,936
L68140	Renting or leasing services of residential properties	26	169,840	-	168,415	-
L68190	Other real estate activities with own or leased property	14	-	-	-	-
L68200	Real estate activities on a fee or contract basis	576	537,874	-	437,235	15,870

2009 PSIC Code	Industry Description	Capital Expenditures for Tangible Fixed Assets			
		ICT Machinery and Equipment	Other Machinery and Equipment	Valuables	Other Tangible Fixed Assets
		(6)	(7)	(8)	(9)
Philippines		74,445	338,025	-	-
L68110	Real estate buying, selling, renting, leasing and operating of self-owned/leased apartment buildings, non-residential and dwellings	641	3,082	-	-
L68120	Real estate buying, developing, subdividing and selling	19,333	296,355	-	-
L68130	Cemetery and columbarium development, selling, renting, leasing and operating of self-owned cemetery/columbarium (including burial crypt)	4,025	2,840	-	-
L68140	Renting or leasing services of residential properties	931	494	-	-
L68190	Other real estate activities with own or leased property	-	-	-	-
L68200	Real estate activities on a fee or contract basis	49,516	35,253	-	-

TABLE 6b.1 Number of Establishments and Capital Expenditures for Directly Imported Tangible Fixed Assets for Real Estate Activities Establishments with Total Employment of Less Than 20 by Industry Sub-Class: Philippines, 2010

(Value in thousand pesos. Details may not add up to total due to rounding and/or statistical disclosure control)

2009 PSIC Code	Industry Description	Number of Establishments	Directly Imported Tangible Fixed Assets				
			Total	Transport Equipment	ICT Machinery and Equipment	Other Machinery and Equipment	Other Tangible Fixed Assets
			(1)	(2)	(3)	(4)	(5)
	Philippines	2,493	-	-	-	-	-
L68110	Real estate buying, selling, renting, leasing and operating of self-owned/leased apartment buildings, non-residential and dwellings	506	-	-	-	-	-
L68120	Real estate buying, developing, subdividing and selling	1,211	-	-	-	-	-
L68130	Cemetery and columbarium development, selling, renting, leasing and operating of self-owned cemetery/columbarium (including burial crypt)	160	-	-	-	-	-
L68140	Renting or leasing services of residential properties	26	-	-	-	-	-
L68190	Other real estate activities with own or leased property	14	-	-	-	-	-
L68200	Real estate activities on a fee or contract basis	576	-	-	-	-	-

TABLE 6b.2 Number of Establishments and Capital Expenditures for Tangible Fixed Assets by Mode of Acquisition for Real Estate Activities Establishments with Total Employment of Less Than 20 by Industry Sub-Class: Philippines, 2010

(Value in thousand pesos. Details may not add up to total due to rounding and/or statistical disclosure control)

2009 PSIC Code	Industry Description	Number of Establishments	Capital Expenditures for Tangible Fixed Assets by Mode of Acquisition			
			Total	New Fixed Assets	Major Alterations and Improvements	Land and Used Tangible Fixed Assets
			(1)	(2)	(3)	(4)
	Philippines	2,493	2,013,195	756,209	681,649	379,058
L68110	Real estate buying, selling, renting, leasing and operating of self-owned/leased apartment buildings, non-residential and dwellings	506	199,150	69,550	75,600	54,000
L68120	Real estate buying, developing, subdividing and selling	1,211	1,077,992	370,477	191,532	325,058
L68130	Cemetery and columbarium development, selling, renting, leasing and operating of self-owned cemetery/columbarium (including burial crypt)	160	28,339	24,801	3,538	-
L68140	Renting or leasing services of residential properties	26	169,840	168,415	1,425	-
L68190	Other real estate activities with own or leased property	14	-	-	-	-
L68200	Real estate activities on a fee or contract basis	576	537,874	122,965	409,555	5,355

TABLE 6b.3 Number of Establishments and Capital Expenditures for Intangible Assets by Type for Real Estate Activities Establishments with Total Employment of Less Than 20 by Industry Sub-Class: Philippines, 2010

(Value in thousand pesos. Details may not add up to total due to rounding and/or statistical disclosure control)

2009 PSIC Code	Industry Description	Number of Establishments	Capital Expenditures for Intangible Assets				
			Total	Intangible Non- Produced Assets	Computer Software and Databases	Entertainment, Literary and Artistic Originals	Other Intangible Assets
		(1)	(2)	(3)	(4)	(5)	(6)
Philippines		2,493	293	-	293	-	-
L68110	Real estate buying, selling, renting, leasing and operating of self-owned/leased apartment buildings, non-residential and dwellings	506	293	-	293	-	-
L68120	Real estate buying, developing, subdividing and selling	1,211	-	-	-	-	-
L68130	Cemetery and columbarium development, selling, renting, leasing and operating of self-owned cemetery/columbarium (including burial crypt)	160	-	-	-	-	-
L68140	Renting or leasing services of residential properties	26	-	-	-	-	-
L68190	Other real estate activities with own or leased property	14	-	-	-	-	-
L68200	Real estate activities on a fee or contract basis	576	-	-	-	-	-

TABLE 7b Number of Establishments and Gross Additions to Tangible Fixed Assets for Real Estate Activities Establishments with Total Employment of Less Than 20 by Industry Sub-Class: Philippines, 2010

(Value in thousand pesos. Details may not add up to total due to rounding and/or statistical disclosure control)

2009 PSIC Code	Industry Description	Number of Establishments	Gross Additions to Tangible Fixed Assets	Capital Expenditures	Sale of Tangible Fixed Assets
		(1)	(2)	(3)	(4)
Philippines		2,493	1,313,103	2,013,195	700,092
L68110	Real estate buying, selling, renting, leasing and operating of self-owned/leased apartment buildings, non-residential and dwellings	506	(145,967)	199,150	345,118
L68120	Real estate buying, developing, subdividing and selling	1,211	723,017	1,077,992	354,974
L68130	Cemetery and columbarium development, selling, renting, leasing and operating of self-owned cemetery/columbarium (including burial crypt)	160	28,339	28,339	-
L68140	Renting or leasing services of residential properties	26	169,840	169,840	-
L68190	Other real estate activities with own or leased property	14	-	-	-
L68200	Real estate activities on a fee or contract basis	576	537,874	537,874	-

TABLE 7b.1 Number of Establishments and Sale of Tangible Fixed Assets by Type for Real Estate Activities Establishments with Total Employment of Less Than 20 by Industry Sub-Class: Philippines, 2010

(Value in thousand pesos. Details may not add up to total due to rounding and/or statistical disclosure control)

2009 PSIC Code	Industry Description	Number of Establishments	Sale of Tangible Fixed Assets			
			Total	Land	Buildings, Other Structures and Land Improvements	Transport Equipment
		(1)	(2)	(3)	(4)	(5)

Philippines		2,493	700,092	352,560	345,118	2,414
L68110	Real estate buying, selling, renting, leasing and operating of self-owned/leased apartment buildings, non-residential and dwellings	506	345,118	-	345,118	-
L68120	Real estate buying, developing, subdividing and selling	1,211	354,974	352,560	-	2,414
L68130	Cemetery and columbarium development, selling, renting, leasing and operating of self-owned cemetery/columbarium (including burial crypt)	160	-	-	-	-
L68140	Renting or leasing services of residential properties	26	-	-	-	-
L68190	Other real estate activities with own or leased property	14	-	-	-	-
L68200	Real estate activities on a fee or contract basis	576	-	-	-	-

2009 PSIC Code	Industry Description	Sale of Tangible Fixed Assets			
		ICT Machinery and Equipment	Other Machinery and Equipment	Valuables	Other Tangible Fixed Assets
		(6)	(7)	(8)	(9)

Philippines		-	-	-	-
L68110	Real estate buying, selling, renting, leasing and operating of self-owned/leased apartment buildings, non-residential and dwellings	-	-	-	-
L68120	Real estate buying, developing, subdividing and selling	-	-	-	-
L68130	Cemetery and columbarium development, selling, renting, leasing and operating of self-owned cemetery/columbarium (including burial crypt)	-	-	-	-
L68140	Renting or leasing services of residential properties	-	-	-	-
L68190	Other real estate activities with own or leased property	-	-	-	-
L68200	Real estate activities on a fee or contract basis	-	-	-	-

TABLE 7b.2 Number of Establishments and Losses and Damages to Tangible Fixed Assets by Type for Real Estate Activities Establishments with Total Employment of Less Than 20 by Industry Sub-Class: Philippines, 2010

(Value in thousand pesos. Details may not add up to total due to rounding and/or statistical disclosure control)

2009 PSIC Code	Industry Description	Number of Establishments	Losses and Damages			
			Total	Land	Buildings, Other Structures and Land Improvements	Transport Equipment
		(1)	(2)	(3)	(4)	(5)

	Philippines	2,493	564	-	-	-
L68110	Real estate buying, selling, renting, leasing and operating of self-owned/leased apartment buildings, non-residential and dwellings	506	-	-	-	-
L68120	Real estate buying, developing, subdividing and selling	1,211	564	-	-	-
L68130	Cemetery and columbarium development, selling, renting, leasing and operating of self-owned cemetery/columbarium (including burial crypt)	160	-	-	-	-
L68140	Renting or leasing services of residential properties	26	-	-	-	-
L68190	Other real estate activities with own or leased property	14	-	-	-	-
L68200	Real estate activities on a fee or contract basis	576	-	-	-	-

2009 PSIC Code	Industry Description	Losses and Damages			
		ICT Machinery and Equipment	Other Machinery and Equipment	Valuables	Other Tangible Fixed Assets
		(6)	(7)	(8)	(9)

	Philippines	564	-	-	-
L68110	Real estate buying, selling, renting, leasing and operating of self-owned/leased apartment buildings, non-residential and dwellings	-	-	-	-
L68120	Real estate buying, developing, subdividing and selling	564	-	-	-
L68130	Cemetery and columbarium development, selling, renting, leasing and operating of self-owned cemetery/columbarium (including burial crypt)	-	-	-	-
L68140	Renting or leasing services of residential properties	-	-	-	-
L68190	Other real estate activities with own or leased property	-	-	-	-
L68200	Real estate activities on a fee or contract basis	-	-	-	-

TABLE 8b Number of Establishments and Book Value by Type of Tangible Fixed Assets for Real Estate Activities Establishments with Total Employment of Less Than 20 by Industry Sub-Class: Philippines, 2010

(Value in thousand pesos. Details may not add up to total due to rounding and/or statistical disclosure control)

2009 PSIC Code	Industry Description	Number of Establishments	Book Value of Tangible Fixed Assets			
			Total	Land	Buildings, Other Structures and Land Improvements	Transport Equipment
		(1)	(2)	(3)	(4)	(5)

	Philippines	2,493	63,836,909	35,852,842	24,257,645	1,030,582
L68110	Real estate buying, selling, renting, leasing and operating of self-owned/leased apartment buildings, non-residential and dwellings	506	15,689,455	9,766,584	5,697,252	124,948
L68120	Real estate buying, developing, subdividing and selling	1,211	29,833,755	16,334,535	10,883,406	498,831
L68130	Cemetery and columbarium development, selling, renting, leasing and operating of self-owned cemetery/columbarium (including burial crypt)	160	2,506,496	980,437	1,254,731	121,131
L68140	Renting or leasing services of residential properties	26	275,839	-	272,583	1,100
L68190	Other real estate activities with own or leased property	14	2,463,062	838,185	1,583,196	-
L68200	Real estate activities on a fee or contract basis	576	13,068,301	7,933,100	4,566,478	284,572

2009 PSIC Code	Industry Description	Book Value of Tangible Fixed Assets			
		ICT Machinery and Equipment	Other Machinery and Equipment	Valuables	Other Tangible Fixed Assets
		(6)	(7)	(8)	(9)

	Philippines	499,889	2,193,866	1,230	856
L68110	Real estate buying, selling, renting, leasing and operating of self-owned/leased apartment buildings, non-residential and dwellings	25,051	75,620	-	-
L68120	Real estate buying, developing, subdividing and selling	253,695	1,863,288	-	-
L68130	Cemetery and columbarium development, selling, renting, leasing and operating of self-owned cemetery/columbarium (including burial crypt)	51,779	98,026	393	-
L68140	Renting or leasing services of residential properties	1,322	834	-	-
L68190	Other real estate activities with own or leased property	31,224	10,456	-	-
L68200	Real estate activities on a fee or contract basis	136,817	145,642	837	856

TABLE 8b.1 Number of Establishments and Value of Intangible Assets by Type for Real Estate Activities Establishments
with Total Employment of Less Than 20 by Industry Sub-Class: Philippines, 2010

(Value in thousand pesos. Details may not add up to total due to rounding and/or statistical disclosure control)

2009 PSIC Code	Industry Description	Number of Establishments	Value of Intangible Assets				
			Total	Intangible Non- Produced Assets	Computer Software and Databases	Entertainment, Literary and Artistic Originals	Other Intangible Fixed Assets
		(1)	(2)	(3)	(4)	(5)	(6)
Philippines		2,493	26,470	23,415	1,857	-	1,198
L68110	Real estate buying, selling, renting, leasing and operating of self-owned/leased apartment buildings, non-residential and dwellings	506	220	-	220	-	-
L68120	Real estate buying, developing, subdividing and selling	1,211	1,638	-	1,638	-	-
L68130	Cemetery and columbarium development, selling, renting, leasing and operating of self-owned cemetery/columbarium (including burial crypt)	160	-	-	-	-	-
L68140	Renting or leasing services of residential properties	26	-	-	-	-	-
L68190	Other real estate activities with own or leased property	14	-	-	-	-	-
L68200	Real estate activities on a fee or contract basis	576	24,613	23,415	-	-	1,198

TABLE 9b Number of Establishments and Value of Inventories for Real Estate Activities Establishments with Total Employment of Less Than 20 by Industry Sub-class: Philippines, 2010

(Value in thousand pesos. Details may not add up to total due to rounding and/or statistical disclosure control)

2009 PSIC Code	Industry Description	Number of Establishments	Value of Inventories as of January 1					
			Total	Real Estate for Sale	Materials and Supplies	Fuels, Lubricants, Oils and Greases	Goods for Resale	Other Inventories
		(1)	(2)	(3)	(4)	(5)	(6)	(7)

	Philippines	2,493	43,593,490	43,521,053	64,540	114	7,784	-
L68110	Real estate buying, selling, renting, leasing and operating of self-owned/leased apartment buildings, non-residential and dwellings	506	1,787	-	1,787	-	-	-
L68120	Real estate buying, developing, subdividing and selling	1,211	31,634,954	31,578,030	49,026	114	7,784	-
L68130	Cemetery and columbarium development, selling, renting, leasing and operating of self-owned cemetery/columbarium (including burial crypt)	160	11,952,350	11,943,023	9,327	-	-	-
L68140	Renting or leasing services of residential properties	26	60	-	60	-	-	-
L68190	Other real estate activities with own or leased property	14	-	-	-	-	-	-
L68200	Real estate activities on a fee or contract basis	576	4,340	-	4,340	-	-	-

2009 PSIC Code	Industry Description	Value of Inventories as of December 31					
		Total	Real Estate for Sale	Materials and Supplies	Fuels, Lubricants, Oils and Greases	Goods for Resale	Other Inventories
		(8)	(9)	(10)	(11)	(12)	(13)

	Philippines	37,834,444	37,755,179	71,020	88	8,157	-
L68110	Real estate buying, selling, renting, leasing and operating of self-owned/leased apartment buildings, non-residential and dwellings	900	-	900	-	-	-
L68120	Real estate buying, developing, subdividing and selling	26,125,204	26,062,033	54,927	88	8,157	-
L68130	Cemetery and columbarium development, selling, renting, leasing and operating of self-owned cemetery/columbarium (including burial crypt)	11,703,817	11,693,146	10,671	-	-	-
L68140	Renting or leasing services of residential properties	-	-	-	-	-	-
L68190	Other real estate activities with own or leased property	-	-	-	-	-	-
L68200	Real estate activities on a fee or contract basis	4,522	-	4,522	-	-	-

TABLE 10b Number of Reporting Establishments and Nationality of Stockholders with Highest Capital Participation Rate as of December 31
for Real Estate Activities Establishments with Total Employment of Less Than 20 by Industry Sub-Class: Philippines, 2010

(An establishment with equal capital participation rate may be reported several times)

2009 PSIC Code	Industry Description	Number of Reporting Establishments	Nationality of Stockholders with Highest Capital Participation Rate				
			Filipino	American	British	Chinese	German
		(1)	(2)	(3)	(4)	(5)	(6)
	Philippines	164	160	-	-	2	-
L68110	Real estate buying, selling, renting, leasing and operating of self-owned/leased apartment buildings, non-residential and dwellings	33	31	-	-	1	-
L68120	Real estate buying, developing, subdividing and selling	71	69	-	-	1	-
L68130	Cemetery and columbarium development, selling, renting, leasing and operating of self-owned cemetery/columbarium (including burial crypt)	14	14	-	-	-	-
L68140	Renting or leasing services of residential properties	5	5	-	-	-	-
L68190	Other real estate activities with own or leased property	4	4	-	-	-	-
L68200	Real estate activities on a fee or contract basis	37	37	-	-	-	-

2009 PSIC Code	Industry Description	Nationality of Stockholders with Highest Capital Participation Rate				
		Japanese	Korean	Singaporean	Taiwanese	Other Nationalities
		(7)	(8)	(9)	(10)	(11)
	Philippines	-	2	-	-	-
L68110	Real estate buying, selling, renting, leasing and operating of self-owned/leased apartment buildings, non-residential and dwellings	-	1	-	-	-
L68120	Real estate buying, developing, subdividing and selling	-	1	-	-	-
L68130	Cemetery and columbarium development, selling, renting, leasing and operating of self-owned cemetery/columbarium (including burial crypt)	-	-	-	-	-
L68140	Renting or leasing services of residential properties	-	-	-	-	-
L68190	Other real estate activities with own or leased property	-	-	-	-	-
L68200	Real estate activities on a fee or contract basis	-	-	-	-	-

APPENDICES



**NATIONAL
STATISTICS
OFFICE**

ASPBI Form 5
NSCB Approval No. _____
Expires _____

2010 ANNUAL SURVEY OF PHILIPPINE BUSINESS AND INDUSTRY

BUSINESS AND SERVICES January – December 2010

--

OBJECTIVE

The *2010 Annual Survey of Philippine Business and Industry (ASPBI)* will provide key measures on the performance, structure and trends of businesses and industries that will be used for planning and policy formulation by the government and private sectors.

AUTHORITY

The information sought is collected under the authority of **COMMONWEALTH ACT 591**. The Act authorizes the *National Statistics Office* to collect information from businesses and industries. Any person who fails or refuses to accomplish this questionnaire shall, upon conviction, be punished as provided for in *Section 3* of this same Act.

CONFIDENTIALITY

Section 4 of **CA 591** provides that all information furnished this Office will be kept strictly **CONFIDENTIAL** and shall not be used for purposes of taxation, investigation or regulation.

REFERENCE PERIOD

Report should refer to the period from *January 1 to December 31, 2010*.

E-QUESTIONNAIRE

To facilitate the accomplishment of this questionnaire, an electronic copy will be sent to the e-mail account of the contact person in your establishment. The e-questionnaire can also be downloaded from the NSO Website, www.census.gov.ph/aspbi/eqst. Submit the accomplished e-questionnaire to e.deguzman@census.gov.ph within 15 days upon receipt.

DUE DATE

Duly accomplished form should be submitted to NSO or to the authorized representative **ON** or **BEFORE**

INQUIRIES

For inquiries please contact:

CARMELITA N. ERICTA
Administrator

Tel. No. _____

E-mail Address _____

or E-mail: e.deguzman@census.gov.ph

GENERAL INSTRUCTIONS

- Provide best estimates if exact figures are not available in your records. Indicate N.A. for items not applicable.
- Refer to the relevant explanatory notes and definitions provided in specific items when providing responses for each item.
- Include only Philippine-based activities, including imports and exports, of this establishment.
- Mark (✓) only **one box**, unless instructed otherwise.

FOR NSO USE ONLY															
FN		QN	QR	ECN											
IND				PROV-MUN				BGY		SZ	LO	EO			

1. Business and Registered Name in 2010, Company Website and Tax Identification Number (TIN)

- 160

EMPLOYMENT**7. Number of Paid Employees Who Worked for this Establishment as of 15 November 2010****INCLUDE:**

- Full-time/part-time employees working in or for the establishment and receiving regular pay
- Employees working away from this establishment paid by and under the control of this establishment
- Employees on sick or maternity leave
- Employees on paid vacation or holiday
- Employees on strike
- Directors of corporations working for pay
- Executives/managers and other officers of the same category
- Working owners receiving regular pay
- Apprentices and learners receiving regular pay
- Any other employee receiving regular pay not reported above

EXCLUDE:

- Directors paid solely for their attendance at meetings of Board of Directors
- Consultants
- Workers on indefinite leave
- Working owners/members of cooperatives who do not receive regular pay
- Homeworkers
- Workers receiving commissions only

PAID EMPLOYEES BY SEX	LN NO	NUMBER
a. Male	01	
b. Female	02	
c. Total (sum of a and b)	03	

8. Number of Unpaid Workers Who Worked for this Establishment as of 15 November 2010**INCLUDE:**

- Working owners who do not receive regular pay
- Apprentices and learners without regular pay
- Persons working for at least 1/3 of the time normal to the establishment without regular pay

EXCLUDE:

- Silent or inactive business partners

UNPAID WORKERS BY SEX	LN NO	NUMBER
a. Male	01	
b. Female	02	
c. Total (sum of a and b)	03	

9. Total Employment of this Establishment as of 15 November 2010

TOTAL EMPLOYMENT BY SEX	LN NO	NUMBER
a. Male (sum of 7a and 8a)	01	
b. Female (sum of 7b and 8b)	02	
c. Total (sum of a and b)	03	

PRODUCTION/CONSTRUCTION WORKERS AND HOURS WORKED**10. Number of Production/Construction Workers as of 15 November 2010 (Not Applicable)****11. Total Hours Worked by Production/Construction Workers in 2010 (Not Applicable)**

Continued on Page 4

COMPENSATION**12. Gross Salaries and Wages, Separation Pay, etc. Paid by this Establishment to its Employees in 2010**

Gross salaries and wages refer to payments in cash or in kind prior to any deductions for employee's contributions to SSS/GSIS, withholding tax, etc.

INCLUDE:

- Total basic pay
- Overtime pay (payment given for extra hours worked)
- Vacation, sick and maternity leave pay
- Bonuses
- Food, uniforms, housing and cost of living allowances
- Commissions paid for salaried employees
- Commutable transportation and representation allowances

EXCLUDE:

- Cost of working clothes
- Reimbursable transportation and representation allowances
- Separation, retirement/terminal pay, gratuities, etc.

	LN NO	VALUE IN PESOS (Omit Centavos)
a. Gross Salaries and Wages	01	
b. Separation/Retirement/Terminal Pay, Gratuities, etc.	02	

13. Total Employer's Contribution in 2010

Include employer's contribution paid by this establishment to SSS/GSIS, Employees Compensation Commission (ECC), PhilHealth, PAG-IBIG, etc.

	LN NO	VALUE IN PESOS (Omit Centavos)
Total Employer's Contribution to SSS/GSIS, ECC, PhilHealth, PAG-IBIG, etc.	01	

REVENUE**14. Total Revenue in 2010**

Revenue refers to cash received and receivables for services rendered and goods sold.

Valuation: *Services rendered and goods sold should be in **producer price** net of discounts and allowances.*

***Producer price** is the amount receivable by the producer from the purchaser for a unit of a product (good or service produced) as output, minus any VAT or similar deductible tax, invoiced to the purchaser. It excludes any transport charges invoiced separately by the producer.*

INCLUDE:

- Revenue from transactions within and outside the country.
- Services rendered and goods transferred to other establishments belonging to the same enterprise as this establishment which should be treated as sales and valued as if sold to a customer or **valued at cost**.

EXCLUDE:

- Subsidies received.

TYPE OF REVENUE	LN NO	VALUE IN PESOS (Omit Centavos)
a. Revenue from main activity (Report revenue from main activity if engaged in Transportation and storage activities; Accommodation and food service activities; Information and communication activities; Professional, scientific and technical activities; Administrative and support service activities; Education services; Human health and social work activities; Arts, entertainment and recreation activities; and Other services activities. INCLUDE: Donations and grants for social work activities.)(sum of 1 and 2) Specify: _____	01	
1. Revenue from transactions within the country	02	
2. Revenue from transactions outside the country	03	

Continued on Page 5

⇒ Page 5	PLEASE ENTER ON THE APPROPRIATE SPACE OR BOX THE DATA REQUESTED.	
----------	--	--

REVENUE (cont.)		
TYPE OF REVENUE	LN NO	VALUE IN PESOS (Omit Centavos)
b. Interest income <i>(INCLUDE: Interest on finance leases; Earnings on discounted bills; Interest from deposits in banks and other financial institutions; Interest/discounts on loans, deposits, financing, bonds, money market, etc.)</i>	04	
c. Real estate sales <i>(INCLUDE: Real estate sales for residential and non-residential, memorial lots and columbarium vaults.)</i>	05	
d. Insurance premiums <i>(INCLUDE: Net premiums earned from insurance and pension funding activities.)</i>	06	
e. Value of industrial services done for others <i>(INCLUDE: Industrial repair; Maintenance and installation work; etc.)</i>	07	
f. Value of non-industrial services done for others <i>(sum of 1 to 4)</i>	08	
1. Rent income from land	09	
2. Rental income from building and structures	10	
3. Other rental income <i>(INCLUDE: Income from renting of machinery and transport equipment without operator; personal and household goods such as wearing apparel, furniture, electrical appliances, audio-video machines and tapes, sports and recreational equipment, books, journals and magazines and ornamental plants, etc.)</i>	11	
4. Other non-industrial services done for others <i>(INCLUDE: Income from storage, communication and warehousing; Income from freight, research, consultancy, and other professional and business services; Management fees; Subscriptions and membership fees; etc.)</i>	12	
g. Dividend income	13	
h. Commissions and fees earned <i>(INCLUDE: Commission income; Income earned from wholesale on a fee or contract basis; Income earned through agents and brokers; Income earned from real estate activities on a fee or contract basis.)</i>	14	
i. Delivery charges separately invoiced to customers	15	
j. Service charges <i>(A separate charge made for the administration of a loan or other service.)</i>	16	
k. Value of goods for resale <i>(Receipts from goods sold in the same condition as purchased.)</i>	17	
l. Royalty income <i>(Payment received for trademarks, copyrights and patents or secrecy. Copyrights, patents or secrecy may take the form of books, recordings, files, software, tapes, disks, etc.)</i>	18	
m. Franchise income <i>(Payment received for license to make, distribute or sell a product or service.)</i>	19	
n. Foreign exchange gains	20	
o. Other income <i>(INCLUDE: Service charges; Gain on sale of investment and marketable securities; and all other income not included elsewhere)</i> Specify: _____	21	
p. Total revenue <i>(sum of a to o)</i>	22	

q. Specify the nature and amount of the single largest item included in Other income (reported in Item 14.o) Specify: _____	LN NO	VALUE IN PESOS (Omit Centavos)
	23	

SUBSIDIES	LN NO	VALUE IN PESOS (Omit Centavos)
15. Subsidies Received by this Establishment from the Government in 2010 <i>Subsidies refer to special grants received from the government in the form of financial assistance or tax exemption or tax privilege to aid and develop an industry. INCLUDE: Price support and price discount, interest rate subsidy, Import subsidies, Direct subsidies on export, Subsidies resulting from multiple exchange rates, Subsidies on products used domestically, Subsidies to public corporations and quasi-corporations, Subsidies on payroll or workforce and Subsidies to reduce pollution.)</i>	01	

Continued on Page 6

⇒ Page 6	PLEASE ENTER ON THE APPROPRIATE SPACE OR BOX THE DATA REQUESTED.	
COST		
16. Total Cost Incurred in 2010		
<p><i>Cost refers to all expenses incurred during the year whether paid or payable.</i></p> <p>Valuation: Goods and services should be in purchaser price.</p> <p>Purchaser price is the amount paid by the purchaser, excluding any VAT or similar deductible tax, in order to take delivery of a unit of a good or service. It includes any transport charges paid separately by purchaser to take delivery at the required time and place.</p> <p>INCLUDE: Goods received from and services rendered by other establishments belonging to the same enterprise as this establishment. These should be valued as though purchased.</p> <p>EXCLUDE: Compensation of employees (Salaries and wages, separation/retirement/terminal pay, gratuities, SSS/GSIS, ECC, PhilHealth and PAG-IBIG contributions are reported in Items 12 and 13.)</p>		
TYPE OF COST	LN NO	VALUE IN PESOS (Omit Centavos)
a. Materials and supplies purchased (INCLUDE: Office supplies; Food, drinks and other restaurant supplies; Linens and other hotels, motels and lodging materials; Instructional and academic materials (for education establishments); Medical, surgical and dental supplies; Subsistence supplies for patients (for health establishments); Wrapping and packing materials; Small tools and materials for repairs and maintenance; Non-durable tools; Working clothes; and Other supplies.)	01	
b. Insurance claims paid	02	
c. Real estate purchased for sale (INCLUDE: Development cost of real estate purchased.)	03	
d. Fuels, lubricants, oils and greases purchased (INCLUDE: Diesel or bunker oil, LPG, kerosene, wood, coal and charcoal.)	04	
e. Electricity and water purchased	05	
f. Cost of industrial services done by others (sum of 1 and 2)	06	
1. Contract and commission work done by others	07	
2. Other industrial services (INCLUDE: Industrial repair; Maintenance and installation work; Drydocking.)	08	
g. Cost of non-industrial services done by others (sum of 1 to 4)	09	
1. Rent expense for land	10	
2. Rental expense for building and structures	11	
3. Other rental expense (INCLUDE: Rental expense for machinery and transport equipment.)	12	
4. Other non-industrial services (INCLUDE: Bank charges excluding interest; Insurance expense; Commission expense for non-regularly paid employees; Communication expense; Professional, business and other service fees; Transportation, representation and entertainment expense; Storage and warehousing fees, stevedoring, forwarding and other freight charges; Advertising and promotional expense; Financial services, excluding interest payment; Management fee; Janitorial, security and messengerial service fees, etc.)	13	
h. Interest expense (Interest paid for loans obtained from banks and other financial institutions. INCLUDE: Interest in respect of finance leases. EXCLUDE: Bank charges other than interest.)	14	
i. Goods purchased for resale (INCLUDE: Acquisition cost of goods purchased for resale without transformation or processing.)	15	
j. Taxes on product and production (Taxes incidental to the production or sale of goods and services chargeable as expenses. INCLUDE: Net value added tax, Sales Tax, Import and export duties, Excise tax, Gross receipts tax, Business licenses, Real estate tax, Road tax, Environmental tax, etc., EXCLUDE: Income tax.)	16	

Continued on Page 7

⇒ Page 7	PLEASE ENTER ON THE APPROPRIATE SPACE OR BOX THE DATA REQUESTED.	
----------	--	--

COST (cont.)		
TYPE OF COST	LN NO	VALUE IN PESOS (Omit Centavos)
k. Research and experimental development expense (<i>Amount spent on any systematic and creative work undertaken to increase the stock of knowledge and the use of this knowledge to create new or improved products, processes, services and other applications.</i>)	17	
l. Environmental protection expense (<i>Cost incurred for the prevention, reduction and elimination of pollution as well as any degradation of the environment. INCLUDE: Cost of environmental protection services like wastewater treatment, etc.</i>)	18	
m. Royalty fee (<i>Expense for trademarks, copyrights, patents or secrecy.</i>)	19	
n. Franchise fee (<i>Expense paid for license to make, distribute or sell a product or service.</i>)	20	
o. Foreign exchange losses	21	
p. Bad and doubtful debts (INCLUDE: <i>Bad debts, doubtful debts, and/or provision for bad and doubtful debts. Report net of bad debts recovered.</i>)	22	
q. Depreciation of tangible fixed assets in 2010	23	
r. Other cost (INCLUDE: <i>Payout and all other cost not included elsewhere</i> EXCLUDE: <i>Salaries and wages; Employer's contribution; Losses and damages; Amortization; Sales tax and excise duties payable to the government; Income tax and other direct tax; Unrealized gains from revaluation of assets; etc.</i>) Specify: _____	24	
s. Total cost (<i>sum of a to r</i>)	25	

t. Specify the nature and amount of the single largest item included in Other cost (reported in Item 16.r) Specify: _____	LN NO	VALUE IN PESOS (Omit Centavos)
	26	

CAPITAL EXPENDITURES AND SALE OF TANGIBLE FIXED ASSETS, INCLUDING LOSSES AND DAMAGES

17. Capital Expenditures and Sale of Tangible Fixed Assets, Including Losses and Damages in 2010

Tangible Fixed Assets refer to physical assets (tangible) acquired and for use of this establishment and expected to have a productive life of more than one year. These include land; buildings, other structures and land improvements; transport equipment; machinery and equipment; and other fixed assets.

INCLUDE:

- Tangible fixed assets received from other establishments belonging to the same enterprise as this establishment should be valued as though purchased.
- Delivery charges and installation cost, taxes and other necessary fees (import duties, registration fees, etc.)

EXCLUDE:

- Financing cost

Capital expenditures for tangible fixed assets refer to the full value of tangible fixed assets acquired in 2010 whether or not full payments have been made.

Sale of tangible fixed assets refers to the actual amount received/realized (not book value) from the sale of tangible fixed assets during the year including the value of tangible fixed assets transferred to other establishments of the same enterprise.

Losses and damages refer to the decrease in the book value of tangible fixed assets due to theft, major catastrophe, and other accidental destructions.

TYPE OF TANGIBLE FIXED ASSETS	LN NO	VALUE IN PESOS (Omit Centavos)			
		CAPITAL EXPENDITURES FOR TANGIBLE FIXED ASSETS		SALE OF TANGIBLE FIXED ASSETS	LOSSES AND DAMAGES
		Total (1)	Percent Directly Imported (2)		
a. Land (<i>INCLUDE: Land used in the operation of business.</i>)	01				
b. Buildings, other structures and land improvements (<i>INCLUDE: Leasehold improvements; Major repair, renovations and additions.</i>)	02				
c. Transport equipment (<i>INCLUDE: Aircrafts, ships/vessels, trains, buses, cars, delivery trucks and other transport equipment.</i>)	03				
d. Machinery and equipment (<i>sum of 1 and 2</i>)	04				
1. ICT machinery and equipment (<i>INCLUDE: Computer and peripherals; Telecommunications equipment and apparatus.</i>)	05				
2. Other machinery and equipment (<i>INCLUDE: Electronic machinery and equipment other than telecommunications; Furniture and fixtures.</i>)	06				
e. Valuables (<i>INCLUDE: Precious, stones and metals; Paintings; Sculptures; Antiques; etc.</i>)	07				
f. Other tangible fixed assets not included above <i>Specify: _____</i>	08				
g. Total (<i>sum of a to f</i>)	09				

Continued on Page 9

CAPITAL EXPENDITURES FOR ALL TANGIBLE FIXED ASSETS BY MODE OF ACQUISITION

18. Capital Expenditures for All Tangible Fixed Assets by Mode of Acquisition in 2010

⇒ Report the full value of all tangible fixed assets acquired in 2010 by mode of acquisition. Total in this item should be equal to the **Total** reported in Item 17 column 1.

New tangible fixed assets refer to brand new tangible fixed assets acquired during the year, including directly/newly imported tangible fixed assets. Directly/newly imported tangible fixed assets are considered new whether or not they were used before they were imported.

Major alterations and improvements on tangible fixed assets are done to increase the performance or capacity of existing fixed assets or to significantly extend their expected useful lives.

Used tangible fixed assets refer to those that have been previously used within the country.

Tangible fixed assets produced on own account refer to the physical assets produced by the establishment for its own use. It should be valued as the cost of all work put in place including overhead cost.

MODE OF ACQUISITION	LN NO	VALUE IN PESOS (Omit Centavos)
a. New fixed assets	01	
b. Major alterations and improvements on tangible fixed assets	02	
c. Land and used tangible fixed assets	03	
d. Tangible fixed assets produced on own account	04	
e. Total (sum of a to d)	05	

CAPITAL EXPENDITURES FOR INTANGIBLE ASSETS

19. Capital Expenditures for Intangible Assets in 2010

⇒ Report the full value of all intangible fixed and non-produced assets acquired in 2010.

TYPE OF INTANGIBLE ASSETS	LN NO	VALUE IN PESOS (Omit Centavos)
a. Intangible non-produced assets (<i>INCLUDE: Purchased goodwill; Patents; Trademarks; Franchises; Licenses; Copyrights; Leases and other transferable contracts.</i>)	01	
b. Computer software and databases (<i>INCLUDE: Computer programs; Systems and applications software purchased; Computer software developed in-house; Computer databases purchased; and Computer databases developed in-house.</i>)	02	
c. Entertainment, literary and artistic originals (<i>INCLUDE: Original films, sound recordings, manuscripts, tapes, models, etc., on which drama performances, radio and television programming, musical performances, sporting events, literary and artistic output, etc., are recorded.</i>)	03	
d. Other intangible assets (<i>INCLUDE: Other produced intangible asset not included above.</i>)	04	
e. Total (sum of a to d)	05	

Continued on Page 10

⇒ Page 10	PLEASE ENTER ON THE APPROPRIATE SPACE OR BOX THE DATA REQUESTED.
-----------	--

BOOK VALUE OF TANGIBLE FIXED ASSETS

20. Book Value of Tangible Fixed Assets as of 31 December 2010

Book value refers to the initial or acquisition cost of tangible fixed assets less accumulated depreciation charges. Also include in Book Value as of December 31, the capital expenditures for the corresponding tangible fixed assets.

TYPE OF FIXED ASSETS	LN NO	VALUE IN PESOS (Omit Centavos)
a. Land (<i>INCLUDE: Land used in the operation of business.</i>)	01	
b. Buildings, other structures and land improvements (<i>INCLUDE: Leasehold improvements; Major repairs, renovations and addition.</i>)	02	
c. Transport equipment (<i>INCLUDE: Aircrafts, ships/vessels, trains, buses, cars, delivery trucks and Other transport equipment.</i>)	03	
d. Machinery and equipment (sum of 1 and 2)	04	
1. ICT machinery and equipment (<i>INCLUDE: Computer and peripherals; Telecommunications equipment and apparatus.</i>)	05	
2. Other machinery and equipment (<i>INCLUDE: Electronic machinery and equipment other than telecommunications; Furniture and fixtures.</i>)	06	
e. Valuables (<i>INCLUDE: Precious stones and metals; Paintings; Sculptures; Antiques; etc.</i>)	07	
f. Other fixed assets not included above, Specify: _____	08	
g. Total (sum of a to f)	09	

BOOK VALUE OF INTANGIBLE ASSETS

21. Total Value of Intangible Assets as of 31 December 2010

TYPE OF INTANGIBLE ASSETS	LN NO	VALUE IN PESOS (Omit Centavos)
a. Intangible non-produced assets (<i>INCLUDE: Goodwill; Patents; Trademarks; Franchises; Licenses; Copyrights; Leases and other transferable contracts.</i>)	01	
b. Computer software and databases (<i>INCLUDE: Computer programs; Systems and applications software purchased; Computer software developed in-house; Computer databases purchased; Computer databases developed in-house.</i>)	02	
c. Entertainment, literary and artistic originals (<i>INCLUDE: Original films, sound recordings, manuscripts, tapes, models, etc., on which drama performances, radio and television programming, musical performances, sporting events, literary and artistic output, etc., are recorded.</i>)	03	
d. Other intangible assets (<i>INCLUDE: Other produced intangible asset not included above.</i>)	04	
e. Total (sum of a to d)	05	

CAPACITY UTILIZATION

22. Average Capacity Utilization Rate of this Establishment in 2010

(Not Applicable)

Continued on Page 11

INVENTORIES**23. Inventories in 2010**

Inventories refer to stocks of goods owned by or under the control of the establishment as of a fixed date, regardless of where the stocks are located.

Valuation should be at current replacement cost in purchaser's price at the indicated dates.

Replacement cost is the cost of an item in terms of its present price rather than its original cost.

TYPE OF INVENTORIES	LN NO	VALUE IN PESOS (Omit Centavos)	
		As of 1 January 2010 (1)	As of 31 December 2010 (2)
a. Real estate for sale	01		
b. Materials and supplies	02		
c. Fuels, lubricants, oils and greases	03		
d. Goods for resale	04		
e. Others, <i>Specify:</i> _____	05		
f. Total (sum of a to e)	06		

24. Branches, Divisions, Plants Owned or Controlled (for Main Office)

⇒ Please use additional sheets if necessary.

List name, address, total employment as of 15 November 2010 and year started operation of branches, divisions, plants, or other establishments that this establishment owns or controls.

NAME OF BRANCH/ DIVISION/PLANT (1)		ADDRESS (2)	TOTAL EMPLOYMENT as of 15 November 2010 (3)	YEAR STARTED OPERATION (4)	DO NOT FILL (For NSO Use Only) PRV/MUN/BGY ECN (5)
1					
2					
3					
4					
5					

Continued on Page 12

25. REMARKS**CERTIFICATION**

I hereby certify that this report for the period _____ to _____ has been completed as accurately as the records of this establishment allow and with the best estimates in some instances.

Name _____ Signature _____

Position Title/Designation _____ Date _____

CONTACT PERSON

Person to be contacted for queries regarding this form:

Name _____ Address _____

Position Title/Designation _____

Tel. No. _____ Fax No. _____ Email Address _____

DO NOT FILL (FOR NSO USE ONLY)

Activity	Name	Signature	Number of items	Date
Distributed by				/ /
Collected by				/ /
Field Edited by				/ /
Manually Edited by				/ /
Edited/Coded by CO				/ /
Verified by CO				/ /

THANK YOU FOR ACCOMPLISHING THIS FORM!

2010 ASPBI Sampling Rates by Industry and Employment Stratum

INDUSTRY	Sampling Rates by Employment Stratum				
	1-9	10-19	20-49	50-99	100 & Over
Agriculture, Forestry, and Fishing	10%	15%	25%	50%	100%
Mining and Quarrying	100%	100%	100%	100%	100%
Manufacturing					
C19200 - [Manufacture of refined petroleum products]	100%	100%	100%	100%	100%
C19900 - [Manufacture of other fuel products]	100%	100%	100%	100%	100%
C23940 - [Manufacture of cement]	100%	100%	100%	100%	100%
C26110 - [Manufacture of electronic valves and tubes]	100%	100%	100%	100%	100%
C26120 - [Manufacture of semi-conductor devices and other electronic]	100%	100%	100%	100%	100%
C26200 - [Manufacture of computers and peripheral equipment and]	100%	100%	100%	100%	100%
C26300 - [Manufacture of communication equipment]	100%	100%	100%	100%	100%
C26400 - [Manufacture of consumer electronics]	100%	100%	100%	100%	100%
Other Industries	10%	15%	25%	50%	100%
Electricity, Gas, Steam, and Air Conditioning Supply	100%	100%	100%	100%	100%
Water Supply; Sewerage, Waste Management and Remediation Activities	10%	15%	25%	50%	100%
Construction	10%	15%	25%	50%	100%
Wholesale and Retail Trade; Repair of Motor Vehicles and Motorcycles					
G46510 - [Wholesale of computers, computer peripheral equipment and]	100%	100%	100%	100%	100%
G46521 - [Wholesale of electronic valves and tubes]	100%	100%	100%	100%	100%
G46522 - [Wholesale of semi-conductor devices]	100%	100%	100%	100%	100%
G46523 - [Wholesale of micro-chips and integrated circuits]	100%	100%	100%	100%	100%
G46524 - [Wholesale of printed circuits]	100%	100%	100%	100%	100%
G46526 - [Wholesale of telephone and communications equipment including parts and accessories]	100%	100%	100%	100%	100%
Other Industries	10%	15%	25%	50%	100%
Transportation and Storage	10%	15%	25%	50%	100%
Accommodation and Food Service Activities	10%	15%	25%	50%	100%
Information and Communication					
J58110 - [Book publishing]	100%	100%	100%	100%	100%
J58130 - [Publishing of newspapers, journals and periodicals]	100%	100%	100%	100%	100%
J58190 - [Other publishing activities]	100%	100%	100%	100%	100%
J58200 - [Software publishing]	100%	100%	100%	100%	100%
J59110 - [Motion picture, video and television programme activities]	100%	100%	100%	100%	100%
J59120 - [Motion picture, video and television programme post-production]	100%	100%	100%	100%	100%
J59130 - [Motion picture, video and television programme distribution activities]	100%	100%	100%	100%	100%
J59140 - [Motion picture projection activities]	100%	100%	100%	100%	100%
J59201 - [Sound recording activities]	100%	100%	100%	100%	100%
J59202 - [Publishing of music]	100%	100%	100%	100%	100%
J60101 - [Radio broadcasting and relay station and studios]	100%	100%	100%	100%	100%

Appendix 2 - Concluded

2010 ASPBI Sampling Rates by Industry and Employment Stratum

INDUSTRY	Sampling Rates by Employment Stratum				
	1-9	10-19	20-49	50-99	100 & Over
J60201 - [Television broadcasting and relay stations and studios including closed circuit television services]	100%	100%	100%	100%	100%
J60202 - [Television program production]	100%	100%	100%	100%	100%
J61101 - [Wired (landline) services]	100%	100%	100%	100%	100%
J61102 - [Wired internet access service activities (e.g. dsl, leased line, dial-up)]	100%	100%	100%	100%	100%
J61103 - [Telegraph, facsimile/telex, and telex services]	100%	100%	100%	100%	100%
J61109 - [Other wired telecommunications activities, including pay telephone]	100%	100%	100%	100%	100%
J61201 - [Wireless landline services]	100%	100%	100%	100%	100%
J61202 - [Mobile telecommunications services]	100%	100%	100%	100%	100%
J61203 - [Wireless internet access services (e.g. internet service provider,)]	100%	100%	100%	100%	100%
J61209 - [Other wireless telecommunication services, n.e.c.]	100%	100%	100%	100%	100%
J61300 - [Satellite telecommunications activities]	100%	100%	100%	100%	100%
J61902 - [Internet access in facilities open to the public service activities]	100%	100%	100%	100%	100%
J61909 - [Other telecommunications service activities, n.e.c.]	100%	100%	100%	100%	100%
J62010 - [Computer programming activities]	100%	100%	100%	100%	100%
J62020 - [Computer consultancy and computer facilities management activities]	100%	100%	100%	100%	100%
J62090 - [Other information technology and computer service activities]	100%	100%	100%	100%	100%
J63111 - [Data processing]	100%	100%	100%	100%	100%
J63112 - [Website hosting services]	100%	100%	100%	100%	100%
J63113 - [Application hosting services]	100%	100%	100%	100%	100%
J63910 - [News agency activities]	100%	100%	100%	100%	100%
J63990 - [Other information service activities, n.e.c.]	100%	100%	100%	100%	100%
Financial and Insurance Activities					
K64200 - [Activities of holding companies]	100%	100%	100%	100%	100%
Other Industries	10%	15%	25%	50%	100%
Real Estate Activities	10%	15%	25%	50%	100%
Professional, Scientific and Technical Activities	10%	15%	25%	50%	100%
Administrative and Support Service Activities	10%	15%	25%	50%	100%
Education	10%	15%	25%	50%	100%
Human Health and Social Work Activities	10%	15%	25%	50%	100%
Arts, Entertainment, and Recreation	10%	15%	25%	50%	100%
Other Service Activities					
S95110 - [Repair of computers and peripheral equipment]	100%	100%	100%	100%	100%
S95120 - [Repair of communications equipment]	100%	100%	100%	100%	100%
S95210 - [Repair of consumer electronics]	100%	100%	100%	100%	100%
Other Industries	10%	15%	25%	50%	100%



SPECIAL ORDER NO. 2011- 7

TO : ALL CONCERNED OFFICIALS AND EMPLOYEES

SUBJECT : Membership in the Committees and Working Groups of the 2010 ASPBI, SICT and SECE

DATE : January 5, 2010

To facilitate the planning activities and the smooth conduct of the 2010 Annual Survey of the Philippine Business and industry (ASPBI), 2010 Survey on Information and Communication Technology (SICT), and 2010 Survey on Energy Consumption of Establishments (SECE), the following officials and employees are hereby designated as members of Committees and Working Groups to perform specific functions in addition to their regular office duties:

I. Steering Committee

Chairman: Administrator - Carmelita N. Ericta
Vice-Chairman: Deputy Administrator - Paula Monina G. Collado
Members:
Director, Industry and Trade Statistics Department (ITSD) – Estela T. De Guzman
Director, Information and Resources Department – Valentino C. Abuan
Director, Household Statistics Department – Socorro D. Abejo
Director, General Administration Department – Fiel C. Pizarro
Regional Director, National Capital Region (NCR) – Lourdes V. Homecillo

Terms of Reference:

1. Provides overall direction for the implementation of the various activities of the 2010 ASPBI, SICT and SECE.
2. Approves survey design and field operation plans.
3. Approves work plans of committees and working groups.
4. Approves budget proposal and budgetary allocations.
5. Conducts regular quarterly meetings and other meetings as the need arises.

Secretariat: Statistician II, Business and Services Statistics Division (BSSD) – Mari-Belle D. Dy
Statistician II, BSSD – Glen G. Polo

II. Technical Committee

Chairman: Director, ITSD – Estela T. De Guzman
Co-Chairman: Chief, Statistical Sampling and Operations Division (SSOD) - Elsie B. Solidum
Members:
RD, NCR – Lourdes V. Homecillo
RD, Region IVA – Rosalinda P. Bautista
RD, Region III – Edgardo G. Pare
Chief, BSSD - Katrina G. Esclamad
Chief, Economic Indices and Indicators Division (EIID) – Rosie B. Sta. Ana
OIC-Chief, Industry Statistics Division (ISD) – Dulce A. Regala
Chief, Information Technology Systems and Research Division (ITSRD) – Veronica P. Pido
Statistician IV, SSOD – Juanita B. Soriano
Statistician IV, BSSD – Apolinar F. Oblea
Statistician IV, Foreign Trade Statistics Section (FTSS) – Ma. Julieta P. Soliven
Statistician IV, ISD – Josephine S. Albino
Information Systems Analyst III, ITSRD – Noel P. Perez



Solicare Bldg. 1, R. Magsaysay Blvd. Sta. Mesa, Manila 1016
P.O. Box 779, Manila Philippines
Telephone: (632) 713-7074 • Telefax (632) 713-7073
www.census.gov.ph • email address: info@census.gov.ph

Appendix 3 - Continued

Terms of Reference:

1. Reviews timetable of activities and work plans.
2. Reviews survey design including scope and coverage, data items, concepts and definitions.
3. Organizes consultative fora with stakeholders.
4. Reviews resource requirements (budget, hardware and manpower).
5. Monitors progress of Working Groups and resolves administrative, technical and operational issues that may arise.
6. Conducts regular monthly meetings and other meetings as the need arises.
7. Submits quarterly progress report to the Steering Committee.
8. Documents all proceedings of the Committee.
9. Performs other duties as directed by Steering Committee.

Secretariat: Statistician II, BSSD – Mari-Belle D. Dy
Statistician II, BSSD – Glen G. Polo

A. Working Group on Questionnaire Design, Manuals and Field Operations

Chairman: OIC-Chief, ISD – Dulce Regala
Co-Chairman: Chief, BSSD – Katrina Esclamad
Members:

Chief, SSOD – Elsie Solidum
Statistician IV, ISD – Josephine Albino
Statistician IV, EIID – Elena Varona
Statistician III, BSSD – Anilor Fontanilla
Statistician III, BSSD – Carole Blanco
Statistician III, BSSD – Jean Floirendo
Statistician III, ISD – Anita Brevia
Statistician III, ISD – Felicidad Hebron
Computer Programmer III, ITSRD – Renato Asuncion
Computer Programmer III, ITSRD – Florencio Atentar
Statistician II, BSSD – Felisa Abad
Statistician II, BSSD – Emerson Aquino
Statistician II, BSSD – Mari-Belle Dy
Statistician II, BSSD – Glen Polo
Statistician II, ISD – Jonyper Molejon
Statistician II, ISD – Cherilyn Cosico
Statistician II, ISD – Sharon Martinez

Terms of Reference:

1. Designs ASPBI, SICT and SECE questionnaires and other forms.
2. Conducts pre-test of the questionnaires through Focus Group Discussions with data suppliers.
3. Prepares Field Operations Plan including spotchecking.
4. Prepares Field Operations and Processing Manual.
5. Prepares Central Office Processing Manual.
6. Prepares requirements for NSCB survey clearance.
7. Consolidates narrative reports on field operations including spotchecking.
8. Conducts bi-monthly meetings and other meetings as the need arises.
9. Submits monthly progress report to the Technical Committee
10. Documents all proceedings of the Working Group and prepares relevant chapter of the procedural history.
11. Performs other duties as directed by Technical Committee

Secretariat: Statistician I, ISD – Jennette Herrera
Statistician I, ISD – Joyce Egsan
Statistician I, ISD – Aldrich Erquiza

B. Working Group on Sampling Design, Sample Selection and Estimation

Chairman: Chief, SSOD – Elsie Solidum
Vice-Chairman: Statistician IV, SSOD – Juanita Soriano
Members:

Statistician III, BSSD – Jean Floirendo
Statistician III, EIID – Karen Firshan
Statistician III, ISD – Felicidad Hebron
Statistician III, SSOD – Nenita Rebarter
Statistician III, SSOD – Mario Ilagan II
Information Systems Analyst III, ITSRD – Noel Perez
Computer Programmer II, ITSRD – Rosalinda Sacdalan
Statistician I, SSOD – Myra Yepes

Terms of Reference:

1. Determines and recommends scope and coverage for the ASPBI, SICT and SECE.
2. Reviews and develops sampling design for the ASPBI, SICT and SECE.
3. Prepares estimation procedures.
4. Prepares materials and presents sampling design for review and approval of Technical Committee and Steering Committee.
5. Draws samples for ASPBI, SICT and SECE.
6. Prepares control list of samples.
7. Conducts bi-monthly meetings and other meetings as the need arises.
8. Submits monthly progress report to the Technical Committee.
9. Documents all proceedings of the Working Group and prepares relevant chapter of the procedural history.
10. Performs other duties as directed by Technical Committee.

Secretariat: Statistician I, SSOD – Alex Polo
 Asst. Statistician, SSOD – Rizabelle Lorenzo
 Asst. Statistician, ITSD – Ismael Dayag Jr.

C. Working Group on Training

Chairman: Statistician IV, FTSS – Ma. Julieta Soliven

Co-Chairman: Statistician III, FTSS – Soraya de Guzman

Members:

Administrative Officer V, HRMD – Daisy Adlawan
 Statistician III, SSOD – Nenita Rebarter
 Computer Programmer III, ITSRD – Raymond Nimeno
 Statistician II, BSSD – Belinda Intalan
 Statistician II, BSSD – Glenda Angeles
 Statistician II, EIID – Edgar Valerio Jr.
 Statistician II, ISD – Thelma Lofranco
 Statistician II, ISD – Jonyper Molejon
 Statistician II, ISD – Cecilia Matienzo
 Statistician I, ISD – Jose Alvin Almedilla
 Statistician I, ISD – Marcelina Flores
 Statistician I, FTSS – Epifanio Cruz Jr.

Terms of Reference:

1. Prepares training plan and training design.
2. Prepares training materials and travel order.
3. Consolidates Narrative Reports of training.
4. Prepares Evaluation Form for Trainers and Trainees
5. Prepares Training Evaluation Report.
6. Conducts bi-monthly meetings and other meetings as the need arises.
7. Submits monthly progress report to the Technical Committee.
8. Documents all proceedings of the Working Group and prepares relevant chapter of the procedural history.
9. Performs other duties as directed by Technical Committee.

Secretariat: Statistician I, ISD – Robert Concepcion
 Asst. Statistician, SSOD – Leilan Suerte Lacbayan

D. Working Group on Publicity and Data Dissemination

Chairman: Chief, EIID – Rosie Sta. Ana

Co-Chairman: OIC-Chief, DISD – Vincent Morris Olaivar

Members:

PRO, Office of the Administrator – Cristy Oliveros
 HRMO IV, Human Resource Management Division – Hilda Ballesfin
 Statistician III, SSOD – Nenita Rebarter
 Statistician III, EIID – Dulce Joy Sorino
 Computer Programmer III, ITSRD – Renato Asuncion
 Statistician II, BSSD – Belinda Intalan
 Statistician II, BSSD – Glenda Angeles
 Statistician II, EIID – Francis Manalili
 Statistician II, EIID – Robert Alegre
 Statistician II, ISD – Cecilia Matienzo
 Statistician II, SSOD – Elizabeth Pajigal

Appendix 3 - Continued

Terms of Reference:

1. Plans and implements publicity program.
2. Plans and organizes data dissemination fora.
3. Prepares publication plans.
4. Conducts bi-monthly meetings and other meetings as the need arises.
5. Submits monthly progress report to the Technical Committee.
6. Documents all proceedings of the Working Group and prepares relevant chapter of the procedural history.
7. Performs other duties as directed by Technical Committee.

Secretariat: Statistician I, EIID – Teresita Miranda
 Statistician I, EIID – Aldrin Nofies

E. Working Group on Logistics and Budget Preparation

Chairman: Statistician IV, BSSD – Apolinar Oblea
Co-Chairman: Statistician III, ISD – Jennifer Pevidal
Members:

Budget Officer IV, Budget Division – Evelyn Tolentino
Administrative Officer IV, Supply - Federico Boncato Jr.
Statistician III, EIID - Alicia Lorenzo
Statistician II, BSSD – Wilfredo Montano Jr.
Statistician II, BSSD – Ralph Bariata
Statistician II, BSSD – Marivic Acosta
Statistician II, ISD – Apolinario Rosario Jr.
Statistician II, SSOD – Redempta Velilla
Statistician I, BSSD – Harold Carpio
Statistician I, FTSS – Epifanio Cruz Jr.
Statistician I, BSSD – Blanca Niña Yabut
Statistician I, BSSD – Randy Ami
Statistician I, ISD – Jose Alvin Almedilla
Statistician I, ISD – Jessica Eustacio
Statistician I, SSOD – Alex Polo
Statistician I, SSOD – Myra Yepes
Freight Service Supervisor II, Administrative Services Division (ASD) – Vicente Cumagun

Terms of Reference:

1. Prepares budget/cost estimate
2. Prepares workload and manpower requirements.
3. Prepares allocation of supplies and materials, forms, questionnaires and manuals.
4. Coordinates with ASD the procurement of supplies and materials
5. Coordinates with the printing of questionnaires, manual and forms.
6. Coordinates with shipment of questionnaires, manual and materials to field offices.
7. Conducts bi-monthly meetings and other meetings as the need arises.
8. Submits monthly progress report to the Technical Committee.
9. Documents all proceedings of the Working Group and prepares relevant chapter of the procedural history.
10. Performs other duties as directed by Technical Committee.

Secretariat: Statistician I, BSSD – John Paul Sacop
 Asst. Statistician, ITSD – Louis Ceralde

F. Working Group on Machine Processing

Chairman: Chief, BSSD – Katrina Esclamad
Co-Chairman: OIC-ISD – Dulce Regala
Members:
Chief, Information Technology Operations Division – Elpidio Nogales Jr.
Statistician IV, ISD – Josephine Albino
Information Systems Analyst III, ITSRD – Noel Perez
Computer Programmer III, ITSRD – Raymond Nimenio
Computer Programmer II, ITSRD – Enrique Maglalang
Statistician III, BSSD – Carole Blanco
Statistician III, BSSD – Anilor Fontanilla
Statistician III, ISD – Anita Brevia
Statistician III, SSOD – Mario Ilagan II

Statistician II, BSSD – Stephen Bello
Statistician II, BSSD – Emerson Aquino
Statistician II, BSSD – Ralph Bariata
Statistician II, BSSD – Felisa Abad
Statistician II, BSSD – Glen Polo
Statistician II, ISD – Apolinario Rosario Jr.
Statistician II, ISD – Thelma Lofranco
Statistician II, ISD – Sharon Martinez
Statistician II, ISD – Cherilyn Cosico
Statistician I, BSSD – Belen Salvacion Aguilar
Statistician I, ISD – Myrly Lilia Cuachin

Terms of Reference:

1. Prepares tabulation formats and specifications.
2. Prepares machine edit specifications including Monitoring and Tracking System.
3. Prepares computer systems design.
4. Develops computer programs.
5. Prepares Machine Processing Manual.
6. Conducts bi-monthly meetings and other meetings as the need arises.
7. Submits monthly progress report to the Technical Committee.
8. Documents all proceedings of the Working Group and prepares relevant chapter of the procedural history.
9. Performs other duties as directed by Technical Committee.

Secretariat: Statistician I, BSSD – Miriam Dumalaog
Statistician I, BSSD – Randy Ami
Statistician I, ISD – Nalyn Calias

THIS SPECIAL ORDER SHALL TAKE EFFECT IMMEDIATELY AND SHALL CONTINUE TO BE ENFORCED UNTIL THE COMPLETION OF THE DUTIES AND RESPONSIBILITIES AS SPECIFIED IN THE TERMS OF REFERENCE.


CARMELITA N. ERICITA
Administrator

AO DAO
GAD HRMD
ITSD BSSD BD ISD SSOD
All persons concerned

BSSD/GGP