

**VOLUME XV**

**ISSN 1908 - 0425**

# **2010 ANNUAL SURVEY OF PHILIPPINE BUSINESS AND INDUSTRY**



**PRIVATE EDUCATION**



Republic of the Philippines  
**NATIONAL STATISTICS OFFICE**  
Manila

# **2010 ANNUAL SURVEY OF PHILIPPINE BUSINESS AND INDUSTRY**

## **PRIVATE EDUCATION**



Republic of the Philippines  
**NATIONAL STATISTICS OFFICE**  
Manila



**REPUBLIC OF THE PHILIPPINES**

*His Excellency*

**PRESIDENT BENIGNO SIMEON C. AQUINO III**



**NATIONAL STATISTICS OFFICE**

**CARMELITA N. ERICTA**

*Administrator*

**PAULA MONINA G. COLLADO**

*Deputy Administrator*

**ISSN 1908- 0425**

## FOREWORD

This volume contains the final results of the **2010 Annual Survey of Philippine Business and Industry (ASPBI)** for Section P (**Private Education**). The 2010 ASPBI was conducted in April 2011 with the year 2010 as the reference period of data, except for employment which is as of November 15, 2010.

Statistics on the number of establishments, employment, compensation, revenue, cost, fixed assets, capital expenditures, inventories, and value added are presented by region and industry sub-class for establishments with total employment of 20 and over. Furthermore, statistics for all establishments and establishments with total employment of less than 20 are presented at the national level also by industry sub-class for easy reference of data users. Information contained in this report will be useful to government and non-government agencies in formulating and implementing economic plans and programs.

This Office acknowledges with sincere thanks and appreciation the cooperation of reporting establishments.

  
**CARMELITA N. ERICATA**  
Administrator

Manila, Philippines  
April 2013

# CONTENTS

	<b>page</b>
<b>FOREWORD</b> .....	iii
<b>EXPLANATORY TEXT</b>	
Introduction .....	xiii
Uses of Survey Data .....	xiv
ASPBI Slogan and Logo .....	xv
Legal Authority .....	xv
Scope and Coverage .....	xvi
Unit of Enumeration .....	xvii
Survey Design .....	xviii
Classification of Establishments .....	xviii
Frame of Establishments .....	xx
Sampling Design .....	xxi
Sampling Units .....	xxi
Sampling Domain .....	xxii
Sample Size .....	xxv
Sample Allocation .....	xxvii
Sample Selection .....	xxix
Estimation Procedure .....	xxix
Questionnaire Design .....	xxxii
Reference Period .....	xxxiv
Survey Operations .....	xxxiv
Preparatory Activity .....	xxxiv
Publicity .....	xxxiv
Training .....	xxxv
Field Operations .....	xxxv
Data Processing .....	xxxvi
Tabulation .....	xxxvii
Dissemination .....	xxxviii
Response Rate .....	xl

	<b>page</b>
Concepts and Definitions .....	xli
Kinds of Establishments .....	xliii
Symbols and Abbreviations Used in Statistical Tables. ....	xlv
 <b>BRIEF ANALYSIS</b> .....	 xlvii
FIGURE A      Productivity indicators for private education establishments with total employment of 20 and over: 2010 .....	 liii
FIGURE B      Productivity indicators for private education establishments with total employment of less than 20: 2010 .....	 liv
TABLE A        Summary statistics for private education establishments for all employment sizes by industry group: Philippines, 2010 .....	 lv
TABLE B        Summary statistics for private education establishments with total employment of 20 and over by industry group: Philippines, 2010 .....	 lvi
TABLE C        Summary statistics for private education establishments with total employment of less than 20 by industry group: Philippines, 2010 .....	 lvii
TABLE D        Summary statistics for private education establishments with total employment of 20 and over by region and industry group: Philippines, 2010 .....	 lviii
 <b>STATISTICAL TABLES FOR ESTABLISHMENTS FOR ALL EMPLOYMENT SIZES</b>	
TABLE 1        Summary statistics for private education establishments for all employment sizes by industry sub-class: Philippines, 2010 ...	 3
TABLE 2        Number of establishments and employment by type and sex for private education establishments for all employment sizes by industry sub-class: Philippines, 2010 ...	 4
TABLE 3        Number of establishments and compensation of paid employees for private education establishments for all employment sizes by industry sub-class: Philippines, 2010. ...	 4
TABLE 4        Number of establishments and revenue by type for private education establishments for all employment sizes by industry sub-class: Philippines, 2010. ....	 5

		<b>page</b>
TABLE 4.1	Number of establishments and revenue from main activity by type of transaction for private education establishments for all employment sizes by industry sub-class: Philippines, 2010 . . . . .	6
TABLE 4.2	Number of establishments and value of non-industrial services done for others by type by private education establishments for all employment sizes by industry sub-class: Philippines, 2010. . . . .	6
TABLE 5	Number of establishments and cost by type for private education establishments for all employment sizes by industry sub-class: Philippines, 2010 . . . . .	7
TABLE 5.1	Number of establishments and cost of industrial services done by others by type for private education establishments for all employment sizes by industry sub-class: Philippines, 2010. . .	8
TABLE 5.2	Number of establishments and cost of non-industrial services done by others by type for private education establishments for all employment sizes by industry sub-class: Philippines, 2010 . . . . .	9
TABLE 6	Number of establishments and capital expenditures of tangible fixed assets by type for private education establishments for all employment sizes by industry sub-class: Philippines, 2010 . . . . .	9
TABLE 6.2	Number of establishments and capital expenditures for tangible fixed assets by mode of acquisition for private education establishments for all employment sizes by industry sub-class: Philippines, 2010 . . . . .	10
TABLE 6.3	Number of establishments and capital expenditures for intangible assets by type for private education establishments for all employment sizes by industry sub-class: Philippines, 2010 . . . . .	11
TABLE 7	Number of establishments and gross additions to tangible fixed assets for private education establishments for all employment sizes by industry sub-class: Philippines, 2010 . . .	11
TABLE 7.1	Number of establishments and sale of tangible fixed assets by type for private education establishments for all employment sizes by industry sub-class: Philippines, 2010 . . . . .	12

		<b>page</b>
TABLE 7.2	Number of establishments and losses and damages to tangible fixed assets by type for private education establishments for all employment sizes by industry sub-class: Philippines, 2010 . . . . .	13
TABLE 8	Number of establishments and book value of tangible fixed assets by type for private education establishments for all employment sizes by industry sub-class: Philippines, 2010 . . .	14
TABLE 8.1	Number of establishments and value of intangible assets by type for private education establishments for all employment sizes by industry sub-class: Philippines, 2010 . .	15
TABLE 9	Number of establishments and value of inventories by type for private education establishments for all employment sizes by industry sub-class: Philippines, 2010 . .	15
TABLE 10	Number of reporting establishments and nationality with highest capital participation rate as of December 31 for private education establishments for all employment sizes by industry sub-class: Philippines, 2009 . . . . .	16

**STATISTICAL TABLES FOR ESTABLISHMENTS WITH TOTAL EMPLOYMENT  
OF 20 AND OVER**

TABLE 1a	Summary statistics for private education establishments with total employment of 20 and over by region and industry sub-class: Philippines, 2010. . . . .	21
TABLE 2a	Number of establishments and employment by type and sex for private education establishments with total employment of 20 and over by region and industry sub-class: Philippines, 2010. . . . .	29
TABLE 3a	Number of establishments and compensation of paid employees for private education establishments with total employment of 20 and over by region and industry sub-class: Philippines, 2010 . . . . .	33
TABLE 4a	Number of establishments and revenue by type for private education establishments with total employment of 20 and over by region and industry sub-class: Philippines, 2010 .	37



	<b>page</b>
TABLE 4a.1    Number of establishments and revenue from main activity by type of transaction for private education establishments with total employment of 20 and over by region and industry sub-class: Philippines, 2010 . . . . .	45
TABLE 4a.2    Number of establishments and value of non-industrial services done for others by type by private education establishments with total employment of 20 and over by region and industry sub-class: Philippines, 2010 . . . . .	49
TABLE 5a       Number of establishments and cost by type for private education establishments with total employment of 20 and over by region and industry sub-class: Philippines, 2010 .	53
TABLE 5a.1    Number of establishments and cost of industrial services done by others by type for private education establishments with total employment of 20 and over by region and industry sub-class: Philippines, 2010. . . . .	65
TABLE 5a.2    Number of establishments and cost of non-industrial services done by others by type for private education establishments with total employment of 20 and over by region and industry sub-class: Philippines, 2010 . . . . .	69
TABLE 6a       Number of establishments and capital expenditures of tangible fixed assets by type for private education establishments with total employment of 20 and over by region and industry sub-class: Philippines, 2010 . . . . .	73
TABLE 6a.2    Number of establishments and capital expenditures for tangible fixed assets by mode of acquisition for private education establishments with total employment of 20 and over by region and industry sub-class: Philippines, 2010 .	81
TABLE 6a.3    Number of establishments and capital expenditures for intangible assets by type for private education establishments with total employment of 20 and over by region and industry sub-class: Philippines, 2010 . . . . .	85
TABLE 7a       Number of establishments and gross additions to tangible fixed assets for private education establishments with total employment of 20 and over by region and industry sub-class: Philippines, 2010 . . . . .	89
TABLE 7a.1    Number of establishments and sale of tangible fixed assets by type for private education establishments with total employment of 20 and over by region and industry sub-class: Philippines, 2010 . . . . .	93

		<b>page</b>
TABLE 7a.2	Number of establishments and losses and damages to tangible fixed assets by type for private education establishments with total employment of 20 and over by region and industry sub-class: Philippines, 2010 . . . . .	101
TABLE 8a	Number of establishments and book value of tangible fixed assets by type for private education establishments with total employment of 20 and over by region and industry sub-class: Philippines, 2010 . . . . .	109
TABLE 8a.1	Number of establishments and value of intangible assets by type for private education establishments with total employment of 20 and over by region and industry sub-class: Philippines, 2010 . . . . .	117
TABLE 9a	Number of establishments and value of inventories by type for private education establishments with total employment of 20 and over by region and industry sub-class: Philippines, 2010 . . . . .	121
TABLE 10a	Number of reporting establishments and nationality of stockholder with highest capital participation rate as of December 31 for private education establishments with total employment of 20 and over by region and industry sub-class: Philippines, 2010 . . . . .	129

**STATISTICAL TABLES FOR ESTABLISHMENTS WITH TOTAL EMPLOYMENT  
OF LESS THAN 20**

TABLE 1b	Summary statistics for private education establishments with total employment of less than 20 by industry sub-class: Philippines, 2010 . . . . .	139
TABLE 2b	Number of establishments and employment by type and sex for private education establishments with total employment of less than 20 by industry sub-class: Philippines, 2010 . . . . .	140
TABLE 3b	Number of establishments and compensation of paid employees for private education establishments with total employment of less than 20 by industry sub-class: Philippines, 2010 . . . . .	140
TABLE 4b	Number of establishments and revenue by type for private education establishments with total employment of less than 20 by industry sub-class: Philippines, 2010 . . . . .	141

		<b>page</b>
TABLE 4b.1	Number of establishments and revenue from main activity by type of transaction for private education establishments with total employment of less than 20 by industry sub-class: Philippines, 2010 . . . . .	142
TABLE 4b.2	Number of establishments and value of non-industrial services done for others by type by private education establishments with total employment of less than 20 by industry sub-class: Philippines, 2010 . . . . .	142
TABLE 5b	Number of establishments and cost by type for private education establishments with total employment of less than 20 by industry sub-class: Philippines, 2010 . . . . .	143
TABLE 5b.1	Number of establishments and cost of industrial services done by others by type for private education establishments with total employment of less than 20 by industry sub-class: Philippines, 2010. . . . .	144
TABLE 5b.2	Number of establishments and cost of non-industrial services done by others by type for private education establishments with total employment of less than 20 by industry sub-class: Philippines, 2010 . . . . .	145
TABLE 6b	Number of establishments and capital expenditures of tangible fixed assets by type for private education establishments with total employment of less than 20 by industry sub-class: Philippines, 2010 . . . . .	145
TABLE 6b.2	Number of establishments and capital expenditures for tangible fixed assets by mode of acquisition for private education establishments with total employment of less than 20 by industry sub-class: Philippines, 2010 . . . . .	146
TABLE 6b.3	Number of establishments and capital expenditures for intangible assets by type for private education establishments with total employment of less than 20 by industry sub-class: Philippines, 2010 . . . . .	147
TABLE 7b	Number of establishments and gross additions to tangible fixed assets for private education establishments with total employment of less than 20 by industry sub-class: Philippines, 2010 . . . . .	147

	<b>page</b>
TABLE 7b.1    Number of establishments and sale of tangible fixed assets by type for private education establishments with total employment of less than 20 by industry sub-class: Philippines, 2010 . . . . .	148
TABLE 7b.2    Number of establishments and losses and damages to tangible fixed assets by type for private education establishments with total employment of less than 20 by industry sub-class: Philippines, 2010 . . . . .	149
TABLE 8b       Number of establishments and book value of tangible fixed assets by type for private education establishments with total employment of less than 20 by industry sub-class: Philippines, 2010 . . . . .	150
TABLE 8b.1    Number of establishments and value of intangible assets by type for private education establishments with total employment of less than 20 by industry sub-class: Philippines, 2010. . . . .	151
TABLE 9b       Number of establishments and value of inventories by type for private education establishments with total employment of less than 20 by industry sub-class: Philippines, 2010 . . . . .	151
TABLE 10b     Number of reporting establishments and nationality of stockholder with highest capital participation rate as of December 31 for private education establishments with total employment of less than 20 by industry sub-class: Philippines, 2010 . . . . .	152

## **APPENDICES**

Appendix 1    2009 Annual Survey of Philippine Business and Industry Questionnaire (ASPBI Form 5) . . . . .	155
Appendix 2    2009 ASPBI Sampling Rates by Industry and Employment Stratum . . . . .	167
Appendix 3    2009 ASPBI Designation Order No. 2010- 083. . . . .	169

## EXPLANATORY TEXT

### INTRODUCTION

The Annual Survey of Philippine Business and Industry (ASPBI) is one of the designated statistical activities of the National Statistics Office (NSO). It is a nationwide undertaking designed to collect and generate information on the levels, structure, and trends of economic activities in the entire country. The 2010 ASPBI was conducted in 2011 with 2010 as reference year.

The 2009 Philippine Standard Industrial Classification (PSIC) was adopted for the first time in this survey round. This is the latest version of the industry classification in the country released by the NSCB after the 1994 PSIC was amended in 2002. It conforms with the International Standard Industrial Classification (ISIC) Revision 4 prescribed by the United Nations, but with modifications to suit national situation and requirement. The PSIC is a statistical classification of all economic activities, designed as a guide and a comprehensive framework for securing uniformity and comparability of both the government and private sectors. With the adoption of the 2009 PSIC, the ASPBI now covered 18 out of the 21 sectors of the Philippine economy, as compared to 14 out of 17 in the 1994 PSIC.

Presented in Table 1 are the series of each sector included in the annual surveys of establishments.

TABLE 1 Survey Series by Sector

Sector	N <sup>th</sup> Series	Sector	N <sup>th</sup> Series
Agriculture, Forestry and Fishing <sup>1/</sup>	17 <sup>th</sup>	Information and Communication <sup>2/</sup>	28 <sup>th</sup>
Mining and Quarrying	27 <sup>th</sup>	Financial and Insurance Activities	28 <sup>th</sup>
Manufacturing	41 <sup>st</sup>	Real Estate Activities <sup>3/</sup>	28 <sup>th</sup>
Electricity, Gas, Steam and Air Conditioning Supply	27 <sup>th</sup>	Professional, Scientific and Technical Services <sup>3/</sup>	28 <sup>th</sup>
Water Supply, Sewerage, Waste Management and Remediation Activities <sup>2/</sup>	1 <sup>st</sup>	Administrative and Support Service Activities <sup>3/</sup>	28 <sup>th</sup>
Construction	27 <sup>th</sup>	Education	28 <sup>th</sup>
Wholesale and Retail Trade, Repair of Motor Vehicles and Motorcycles	32 <sup>nd</sup>	Human Health and Social Work Activities	28 <sup>th</sup>

*Continued*

**TABLE 1 – Concluded**

Sector	N <sup>th</sup> Series	Sector	N <sup>th</sup> Series
Transportation and Storage	27 <sup>th</sup>	Arts, Entertainment and Recreation <sup>4/</sup>	28 <sup>th</sup>
Accommodation and Food Service Activities <sup>5/</sup>	28 <sup>th</sup>	Other Service Activities <sup>4/</sup>	28 <sup>th</sup>

**Notes:**

<sup>1/</sup> Fishing was combined in this sector

<sup>2/</sup> Newly created sectors

<sup>3/</sup> Activities separated from 1994 PSIC, Major Division K (Real Estate, renting and business activities)

<sup>4/</sup> Activities separated from 1994 PSIC, Major Division O (Other Community, Social and Personal Service Activities)

<sup>5/</sup> Formerly Hotels and Restaurants in the 1994 PSIC

**Uses of Survey Data**

Data collected from the 2010 ASPBI constitute bases upon which the government and the private sector can formulate policies and evolve economic development plans.

Specifically, the survey results are used in:

- constructing national and regional income accounts of the Philippine economy
- formulating development strategies and monitoring plans/policies in the attainment of national and regional goals
- determining and comparing regional economic structure and performance
- valuating conditions of the economy, employment and income perspective in order to make more informed decisions
- evaluating business options, assessing opportunities for new investments and estimating market shares of industries
- providing updates for the frame of establishments.

## ASPBI Slogan and Logo

*Providing Statistics for a Globally Competitive Economy* is the slogan of the census/survey of establishments since the 2000 Census of Philippine Business and Industry. Along with the slogan is the logo shown below.



The logo, which is a stylistic representation of the Filipino flag, capsulizes the objectives of the 2010 ASPBI.

The golden sun represents the vision of hope which reaches out like the sun's rays for the improvement of the quality of life of all Filipinos; the red chart, the desired trend of the country's economic progress; the white building, the businesses and industries that propel the growth of the economy; while the blue background symbolizes the cooperation between and among the data providers, data producers and data users.

## LEGAL AUTHORITY

The conduct of the 2010 ASPBI was undertaken by authority of the following legislative acts and presidential directives:

- Commonwealth Act No. 591 An Act to Create the Bureau of the Census and Statistics to consolidate statistical activities of the government therein which was approved on August 19, 1940. This empowers the Bureau, among other things, to prepare for and undertake all censuses of population, agriculture, industry and commerce.

### Penalty Clause

Section 3 of the Commonwealth Act No. 591 states that:

"... Any person who fails or refuses to accomplish, mail or deliver such questionnaire or form received by him to the Bureau of the Census and Statistics...or any person who in accomplishing any such questionnaire or form, knowingly gives data or information which shall prove to be materially untrue in any particular, or any person who signs such questionnaire or form after it has been accomplished in the knowledge that it is untrue in any particular shall upon conviction, be punished ..."

### Confidentiality of Information

Section 4 of the Commonwealth Act No. 591 states that:

"Data furnished the Bureau of the Census and Statistics by an individual, corporation, partnership, institution or business enterprise shall not be used as evidence in any court or in any public office either as evidence for or against the individual, corporation, association, partnership, institution or business enterprise from whom such data emanates; nor shall such data or information be divulged to any person except authorized employees of the Bureau of the Census and Statistics, acting in the performance of their duties; nor shall data be published except in the form of summaries or statistical tables in which no reference to an individual, corporation, association, partnership, institution, or business enterprise shall appear. Any person violating the provisions of this section shall,

upon conviction, be punished by a fine of not more than six hundred pesos or by imprisonment for not more than six months, or by both.”

- Presidential Decree No. 418 dated March 20, 1974 reconstituted the Bureau of the Census and Statistics as a new agency to be known as the National Census and Statistics Office (NCSO), under the administrative supervision of the National Economic Development Authority (NEDA).
- Executive Order No. 121 Reorganization Act of the Philippine Statistical System, dated August 4, 1987 renamed the National Census and Statistics Office (NCSO) to National Statistics Office which shall be the major statistical agency responsible for generating general purpose statistics and undertaking such censuses and surveys.
- Executive Order 352 Designation of Statistical Activities that will generate critical data for decision-making by the Government and the Private Sector, dated July 1, 1996.
- Executive Order 5 **Strengthening** the National Statistics Office, dated July 29, 1998.

## SCOPE AND COVERAGE

The 2010 ASPBI is a nationwide undertaking confined to the formal sector of the economy and as such excludes the informal sector. The following comprise the formal sector:

1. Corporations and partnerships
2. Cooperatives and foundations
3. Single proprietorship with employment of 10 or more
4. Single proprietorship with branches

Starting with the 2006 Census of Philippine Business and Industry and thereafter, all establishment censuses and surveys conducted by NSO cover only the formal sector. The decision to include only the formal sector was based on the contribution of this group to the value added of the major sectors. In particular, the 2003 and 2005 ASPBI results showed that the contribution of the formal sector was at least 50 percent of value added. In 11 of the 14 sectors, value added of the formal sector ranged from 80 to 100 percent of the total.

Another consideration was the quality of the survey frame. The survey frame was extracted from the List of Establishments (LE). The series of updating operations since 1999 focused more on the updating of the formal sector. Budgetary constraint was the reason why coverage was limited to these economic units.

The absence of a clear delineation between household operated activities and businesses was one of the problems encountered in the creation of the frame. Limiting the coverage of the survey to the formal sector clearly defines the units in the survey frame.

Thus, the 2010 ASPBI covered only the following economic units:

- All establishments with total employment (TE) of 10 and over, and



- All establishments with TE of less than 10, except those establishments with Legal Organization = 1 (single proprietorship) and Economic Organization = 1 (single establishment), that are engaged in economic activities classified according to the 2009 Philippine Standard Industrial Classification (PSIC).

Listed below are the economic activities within the scope of the 2010 ASPBI.

TABLE 2 Scope of the 2010 ASPBI

Industry Code	Economic Activity	Industry Code	Economic Activity
A	Agriculture, Forestry and Fishing	J	Information and Communication
B	Mining and Quarrying	K	Financial and Insurance Activities
C	Manufacturing	L	Real Estate Activities
D	Electricity, Gas, Steam, and Air Conditioning Supply	M	Professional, Scientific and Technical Activities
E	Water Supply; Sewerage, Waste Management and Remediation Activities	N	Administrative and Support Service Activities
F	Construction	P	Education
G	Wholesale and Retail Trade; Repair of Motor Vehicles and Motorcycles	Q	Human Health and Social Work Activities
H	Transportation and Storage	R	Arts, Entertainment, and Recreation
I	Accommodation and Food Service Activities	S	Other Service Activities

## UNIT OF ENUMERATION

The unit of enumeration in the 2010 ASPBI was the establishment. An establishment is defined in the United Nations International Recommendations on Industrial Statistics as:

*“an economic unit under a single ownership or control, i.e., under a single legal entity, engaged in one or predominantly one kind of economic activity at a single fixed location.”*

In actual practice, however, there were difficulties in applying the ideal definition so the establishment is defined in operational terms to take into account the organization and record keeping practices of certain sectors by making the single location and activity criteria more flexible. Thus, the operational definition of an establishment is as follows:

*“the unit that is engaged in the production of the most homogenous group of goods and services, usually at one location, but sometimes over a wider area, for which separate records are available that can provide data concerning the production of these goods and services and the materials, labor and physical resources used in the production.”*

The above definition is applicable to the following: Construction; Transportation and Storage; Telecommunications activities; Other monetary intermediation; Activities of holding companies; Investment company operation; Investment house operation; Securities dealership, own account; Credit card activities; Venture capital corporation operation; Life insurance; Non-life insurance; Reinsurance for Life and Non-life insurance; Pension funding; Activities auxiliary to insurance and pension funding; Fund management activities; Real estate buying, selling, renting, leasing and operating of self-owned/ leased apartment building, non-residential and dwellings; Real estate buying, developing, subdividing and selling; Cemetery and columbarium development , selling, renting, leasing and operation of self-owned cemetery/columbarium (including burial crypt); Investigation and security activities; Travel agency and tour operators; Other reservation service and related activities; Electric cooperatives; and Water district cooperatives. It is then necessary to use the *kind-of-activity unit* for these sectors. A kind-of-activity unit differs from the establishment as there is no restriction with respect to the geographical areas in which a given kind of activity is carried on by a single legal entity.

## **SURVEY DESIGN**

### **Classification of Establishments**

An establishment is categorized by its economic organization, legal organization, industrial classification, employment size, and geographic location.

Economic Organization (EO). This relates to the organizational structure or role of the establishment in the organization. The following are the types of EO:

- *Single establishment* (EO=1) is an establishment which has neither branch nor main office.
- *Branch only* (EO=2) is an establishment which has a separate main office located elsewhere.
- *Establishment and main office* (EO=3), both located in the same address and with branch/es elsewhere.
- *Main office only* (EO=4) is the unit which controls, supervises and directs one or more establishments of an enterprise.
- *Ancillary unit other than Main Office* (EO=5) is the unit that operates primarily or exclusively for a related establishment or group of related establishments or its parent establishment and provides goods or services that support but do not become part of the output of those establishments.

Legal Organization (LO). This provides the legal basis for ownership of the establishment. The following are the types of LO:

- 
- *Single Proprietorship* (LO=1) is a business establishment organized, owned and managed by one person, who alone assumes the risk of the business enterprise.
- *Partnership* (LO=2) is an association of two or more individuals for the conduct of a business enterprise based upon an agreement or contract between or among them to contribute money, property or industry into a common fund with the intention of dividing profits among themselves.
- *Government Corporation* (LO=3) is a corporation organized for private aim, benefit or purpose with the government as the majority stockholder, regardless of whether they are stock or non-stock corporations.
- *Stock Corporation* (LO=4) is an ordinary business corporation organized by private persons, created and operated for the purpose of making a profit which may be distributed in the form of dividends to stockholders on the basis of their invested capital.
- *Non-Stock Corporation* (LO=5) is a business corporation who does not issue stock to its members and are created not to profit but for the public good and welfare. Of this character are most of the religious, social, literary, scientific, civic and political organizations and societies.
- *Cooperative* (LO=6) is an organization composed primarily of small producers and/or consumers who voluntarily join together to form a business enterprise, which they themselves own, control and patronize.
- *Others* (LO=7) are organizations not classified in any of the above classification like private associations, foundations, non-government organizations, etc.

Industrial Classification. The industrial classification of an economic unit was determined by the activity from which it derives its major income or revenue. The 2009 PSIC was utilized to classify economic units according to their economic activities. It was approved for adoption by government agencies and instrumentalities through NSCB Resolution No.2 Series 2010 signed on February 10, 2010. It was used for the first time for the ASPBI. The 2009 PSIC is aligned with the International Standard Industrial Classification of all Economic Activities (ISIC) Revision 4, as officially released by the United Nations Statistics Division on August 11, 2008 for adoption by countries in their revised national classifications by 2010. The 2009 PSIC took into account the significant changes on the relative importance of various economic activities in the country that have taken place since 2002. It is linked with the ASEAN Common Industrial Classification (ACIC) as approved by the AHSOM (ASEAN Heads of Statistical Offices) in November 2006.

The 2009 PSIC consists of alpha character and five numeric digits. The alpha character, which represents the sector or section, is denoted by the characters A to U. The first two numeric digits represent the division; the first three numeric digits, the group; the first four digits, the class; and the five digits, the sub-class.

Establishment Size. The size of an establishment was determined by its total employment. The following were the employment size classifications used in the survey:

TABLE 3 Employment Size and Code

TE Code	Total Employment	TE Code	Total Employment
0	1 – 4	5	100 – 199
1	5 – 9	6	200 – 499
2	10 – 19	7	500 – 999
3	20 – 49	8	1000 – 1999
4	50 – 99	9	2000 and over

Geographic Classification. Establishments were also classified by geographic area using the Philippine Standard Geographic Classification (PSGC). The PSGC is a systematic classification and coding of geographic areas in the country. It contains the latest updates on the official number of regions, provinces, cities, municipalities, and barangays in the Philippines.

For the 2010 ASPBI, the PSGC as of December 31, 2010 was adopted. It consists of the 17 administrative regions as approved under Executive Order No. 36 dated 19 September 2001 (*Providing for the Reorganization of the Administrative Regions in Mindanao....*) and Executive Order No. 103 dated 17 May 2002 (*Dividing Region IV into Region IV-A and Region IV-B, transferring the province of Aurora to Region III*).

### Frame of Establishments

The frame for the 2010 ASPBI was extracted from the 2010 List of Establishments (LE). This frame was used to draw the sample establishments for the survey.

The 2010 LE was the combined result of the following:

- Mail inquiries of “no matched” establishments from Top 15,000 Corporations, 2009 edition
- PEZA list as of February 28, 2010
- Clark Subic Marketing Directory
- Board of Investments list of registered projects from 2000-2009
- SEC partial list of partnerships from 2003-2008
- NSO’s 2009 Traders list of importers and exporters
- Jollibee Group of Companies
- Various websites

The 2009 ASPBI, 2009 Survey of Information and Communication Technology (SICT), 2009 Survey of Tourism Establishments in the Philippines (STEP) and other regular surveys conducted by the Industry and Trade Statistics Department (ITSD) provided updates on characteristics and status of sample establishment and business births.

An estimate from the 2010 LE showed that there were about 778,000 establishments in operation in the country in 2010. Distribution of these establishments reveals that about 610,000

establishments (78.0%) were classified as the informal sector and the remaining 168,000 establishments were considered as the formal sector. A total of 150,000 (89%) establishments classified in the formal sector were within the coverage of the 2010 ASPBI and thus, comprised the frame of the survey.

## SAMPLING DESIGN

The 2010 ASPBI used stratified systematic sampling with 5-digit PSIC serving as industry strata and employment size as the second stratification variable.

### Sampling Units

Generally, the sampling units for the sections, except Construction, and Transportation and Storage, were single establishment (EO = 1), branch only (EO=2), and establishment and main office (EO=3). For Construction, Transportation and Storage, and selected industry group/class/sub-class, the sampling units were single establishment (EO = 1), establishment and main office (EO=3), and main office only (EO=4). The branches of these establishments do not strictly meet the criteria for defining an establishment as these are classified as kind-of-activity units.

For Government-Owned-and-Controlled Corporations (GOCCs), the sampling units were those with EO=1, 3 and 4. Presented in Table 4 are the sampling units by industry.

TABLE 4 Sampling Units by Industry

Industry Code	Industry Description	EO
A	Agriculture, Forestry and Fishing	1, 2, 3
B	Mining and Quarrying	1, 2, 3
C	Manufacturing	1, 2, 3
D	Electricity, Gas, Steam and Air Conditioning, except D35100 Electric Cooperatives with LO=6	1, 2, 3
D35100	Electric power generation, transmission and distribution ( Electric Cooperatives with LO=6)	1, 3, 4
E	Water Supply; Sewerage, Waste Management and Remediation Activities, except E36000 (Water District with LO=6)	1, 2, 3
E36000	Water collection, Treatment and Supply (Water District with LO=6)	1, 3, 4
F	Construction	1, 3, 4
G	Wholesale and Retail Trade; Repair of Motor Vehicles and Motorcycles	1, 2, 3
H	Transportation and Storage	1, 3, 4
I	Accommodation and Food Service Activities	1, 2, 3
J	Information and Communication except Telecommunications Activities (J61)	1, 2, 3
J61	Telecommunications activities	1, 3, 4

Industry Code	Industry Description	EO
K	Financial and Insurance Activities, except K6419, K64921, K64301, K64302, K64303, K64200, K64924, K651, K652, K662	1, 2, 3
K6419	Other monetary intermediation	1, 3, 4
K64921	Credit card activities	1, 3, 4
K64301	Investment company operation	1, 3, 4
K64302	Investment house operation	1, 3, 4
K64303	Securities dealership, own account	1, 3, 4
K64200	Financial holding company activities	1, 3, 4
K64924	Venture capital corporation	1, 3, 4
K651	Life and non-life insurance companies	1, 3, 4
K652	Life and non-life reinsurance companies	1, 3, 4
K662	Pre-need plan activities; insurance agents and brokers; Insurance activities, n.e.c.	1, 3, 4
L	Real estate activities, except L68110, L68120, L68130	1, 2, 3
L68110	Real estate buying, selling, renting, leasing and operating of self owned/leased apartment building, non-residential and dwellings	1, 3, 4
L68120	Real estate buying, developing, subdividing and selling	1, 3, 4
L68130	Cemetery and columbarium development, selling, renting, leasing and operation of self-owned cemetery/columbarium	1, 3, 4
M	Professional, Scientific and Technical Activities	1, 2, 3
N	Administrative and Support Service Activities, except N80, N791, N799	1, 2, 3
N80	Security and investigation activities	1, 3, 4
N791	Travel agency and tour operators	1, 3, 4
N799	Other reservation service and related activities	1, 3, 4
P	Education	1, 2, 3
Q	Human Health and Social Work Activities	1, 2, 3
R	Arts, Entertainment and Recreation	1, 2, 3
S	Other Service Activities	1, 2, 3

### Sampling Domain

For establishments with TE of 20 and over, the domains were the region and industry, with employment size as the stratification variable. For establishments with TE of less than 20, the whole country and industry were the domains with employment size as the stratification variable.

## Geographic Domain

For establishments with TE of less than 20, the geographic domain was the whole country. For those with TE of 20 and over, the geographic domains were the 17 administrative regions of the country. Hence, the samples of the 2010 ASPBI with TE of 20 and over can provide estimates up to the regional level while those with TE of less than 20 at the national level.

Table 5 lists the geographic domains (regions) and the provinces comprising the region.

TABLE 5 Geographic Domains and Its Composition

Region	Province
National Capital Region (NCR)	City of Manila, Quezon City Mandaluyong City, Marikina City Pasig City, San Juan City, Caloocan City Malabon City, Navotas City Valenzuela City, Makati City, Pateros Taguig City, Parañaque City Las Piñas City, Muntinlupa City, Pasay City
Cordillera Administrative Region (CAR)	Abra, Apayao, Benguet, Ifugao, Kalinga Mountain Province
Region I – Ilocos Region	Ilocos Norte, Ilocos Sur, La Union, Pangasinan
Region II – Cagayan Valley	Batanes, Cagayan, Isabela, Nueva Vizcaya Quirino
Region III – Central Luzon	Aurora, Bataan, Bulacan, Nueva Ecija Pampanga, Tarlac, Zambales
Region IV-A – CALABARZON	Cavite, Laguna, Batangas, Rizal, Quezon
Region IV-B – MIMAROPA	Occidental Mindoro, Oriental Mindoro Marinduque, Romblon, Palawan
Region V – Bicol Region	Albay, Camarines Norte, Camarines Sur Catanduanes, Masbate, Sorsogon
Region VI – Western Visayas	Aklan, Antique, Capiz, Guimaras, Iloilo Negros Occidental
Region VII – Central Visayas	Bohol, Cebu, Negros Oriental, Siquijor
Region VIII – Eastern Visayas	Biliran, Leyte, Southern Leyte, Eastern Samar Northern Samar, Western Samar
Region IX – Zamboanga Peninsula	Zamboanga del Norte, Zamboanga del Sur Zamboanga Sibugay, Isabela City

TABLE 5 --- *Concluded*

Region	Province
Region X – Northern Mindanao	Bukidnon, Camiguin, Lanao del Norte Misamis Occidental, Misamis Oriental
Region XI – Davao Region	Compostela Valley, Davao del Norte Davao del Sur, Davao Oriental
Region XII – SOCCSKSARGEN	North Cotabato, Sarangani, South Cotabato Sultan Kudarat, Cotabato City
Autonomous Region in Muslim Mindanao (ARMM)	Lanao del Sur, Maguindanao (excluding Cotabato City), Sulu, Tawi-Tawi Basilan (excluding Isabela City)
Caraga	Agusan del Sur, Agusan del Norte, Dinagat Island, Surigao del Sur, Surigao del Norte

### Industry Domain

The 2010 ASPBI used the 5-digit level of the 2009 PSIC as its industry domains. This was done to enable also the production of data from the amended 1994 PSIC to the 2009 PSIC with emphasis on the sub-classes that were split into two or more ISIC codes; and to provide data for Information and Communications Technology (ICT) and other emerging industries.

There were 1,228 industry sub-classes (5-digit PSIC) which constituted the industry domains for both establishments with TE of 20 and over and TE of less than 20. Table 6 presents the distribution of the number of industry domains by section of the 2009 PSIC.

TABLE 6 Number of Industry Domains by Section

Section	Number of Industry Domains
A	157
B	32
C	476
D	3
E	8
F	15
G	178
H	54



TABLE 6 --- *Concluded*

Section	Number of Industry Domains
I	20
J	39
K	44
L	6
M	38
N	74
P	13
Q	25
R	18
S	28
<b>Total</b>	<b>1,228</b>

### Employment Stratum

For the 2010 ASPBI, the TE sizes were either combined or taken as a group to comprise an employment stratum and were limited to only five strata for all sections. The basic consideration for grouping was the concentration of establishments in the TE sizes.

Within the industry domains for each section, the establishments were grouped according to the following employment stratum:

TABLE 7 Employment Stratum

Employment Stratum	
TE 1 - 9	(size 0 & 1)
TE 10 - 19	(size 2)
TE 20 - 49	(size 3)
TE 50 - 99	(size 4)
TE 100 & over	(size 5 to 9)

### **Sample Size**

The sample size of the 2010 ASPBI was maintained at the same level as that of 2009 ASPBI for manageability. This was necessary to provide for data at the aligned amended 1994 PSIC with the 2009 PSIC. The timeliness of retrieval of the questionnaires and release of final results were also primary considerations why the number of samples should still be kept to a minimum. Given the importance of the results of the ASPBI to the Philippine System of National Accounts (PSNA), the sample size has to be at a manageable level without compromising the reliability

and accuracy of the survey returns. The shorter processing time before the release of results and scarce manpower and financial resources were also considered. Other considerations include: the acceptable sampling error and the level of disaggregation of the estimates with due concern for confidentiality and shorter processing time.

In general, the TE 100 and over was a *certainty stratum* for all sectors. The employment strata TE of 20 and over, whose establishments are considered as 'large' units comprised the *certainty strata* for selected industries in sectors Manufacturing (PSIC C); and Wholesale and Retail Trade, Repair of Motor Vehicles and Motorcycles (PSIC G).

*A **certainty stratum** is defined as the employment stratum whose sampling ratio is 100 percent. In this stratum, all establishments are taken as certainty samples, i.e. the selection probability is 1 and the sampling weight is 1. On the other hand, a **non-certainty** stratum is the employment stratum where only sample establishments are taken.*

For all sectors except B and D, those identified as the Information and Communication Technology (ICT) core industries, the employment strata in TE of less than 20 were considered as non-certainty strata.

The following sectors were, however, taken on a 100 percent basis regardless of employment stratum because of the relatively small number of their population.

- Mining and Quarrying (B)
- Electricity, Gas , Steam and Air Conditioning Supply (D)

#### Sample Size for TE of Less Than 20

The sample size for establishments with TE of less than 20 was determined by applying the specified sampling rates for each employment stratum (that is, separately for strata TE 1-9 and TE 10 -19) of the industry domain (5-digit PSIC) at the national level. The total sample size for establishments with TE of less than 20 was 15,228 establishments.

#### Sample Size for TE of 20 and Over

The sample size for establishments with TE of 20 and over was obtained by applying the specific sampling rates for the  $i^{th}$  employment stratum in the  $h^{th}$  industry stratum at the national level and then allocated to geographic domain (region). The aggregate sample size for TE of 20 and over in all sectors was 14,070 establishments.

Thus, the total number of samples for the 2010 ASPBI was 29,298 establishments. Table 8 shows the distribution of samples by section and by employment size.

TABLE 8 Number of Samples by Section and by Employment Size

Section	Industry Description	Number of Samples		
		Total	Less than 20	20 and over
<b>Total</b>		<b>29,298</b>	<b>15,228</b>	<b>14,070</b>
A	Agriculture, Forestry and Fishing	811	221	590
B	Mining and Quarrying	162	79	83
C	Manufacturing	5,774	1,957	3,817
D	Electricity, Gas, Steam and Air Conditioning Supply	251	46	205
E	Water Supply; Sewerage, Waste Management and Remediation Activities	238	72	166
F	Construction	624	124	500
G	Wholesale and Retail Trade; Repair of Motor Vehicles and Motorcycles	8,159	5405	2754
H	Transportation and Storage	922	352	570
I	Accommodation and Food Service Activities	1,904	972	932
J	Information and Communication	2,082	1,437	645
K	Financial and Insurance Activities	1,427	910	517
L	Real Estate Activities	444	280	164
M	Professional, Scientific and Technical Activities	977	659	318
N	Administrative and Support Service Activities	1,597	618	979
P	Education	1,835	749	1,086
Q	Human Health and Social Work Activities	835	378	457
R	Arts, Entertainment and Recreation	384	227	157
S	Other Service Activities	872	742	130

### Sample Allocation

#### Sample Allocation for TE of Less Than 20 (Strata TE 1-9 and TE 10-19)

No allocation was done in these strata, as the sample sizes were determined at the 5-digit PSIC (industry domain) and national level.

Minimum sample size was set to 3 establishments and maximum of 100 establishments per cell (industry domain and employment stratum). However, when the total number of establishments (*N*) in the cell was equal to or less than the set minimum sample size, all establishments in that cell were taken as samples.

### Sample Allocation for TE of 20 and Over (Strata TE 20-49 and TE 50-99)

Proportional allocation was used in allocating the number of samples in the sampling strata of TE 20-49 and TE 50-99 of the industry domain and employment stratum at the regional level. Basis of allocation was the number of establishments ( $N$ ) in the region by industry domain and by employment stratum.

Minimum sample size was also set to 3 establishments and maximum of 10 establishments per cell (industry domain, employment stratum and region). However, when the total number of establishments ( $N$ ) in the cell was equal to or less than the set minimum sample size, all establishments in that cell were taken as samples.

The number of samples for each employment stratum of the industry domain at the national level was allocated by region. The formula used was,

$$n_{hij} = \frac{N_{hij}}{N_{hi}} \times n_{hi}$$

where:

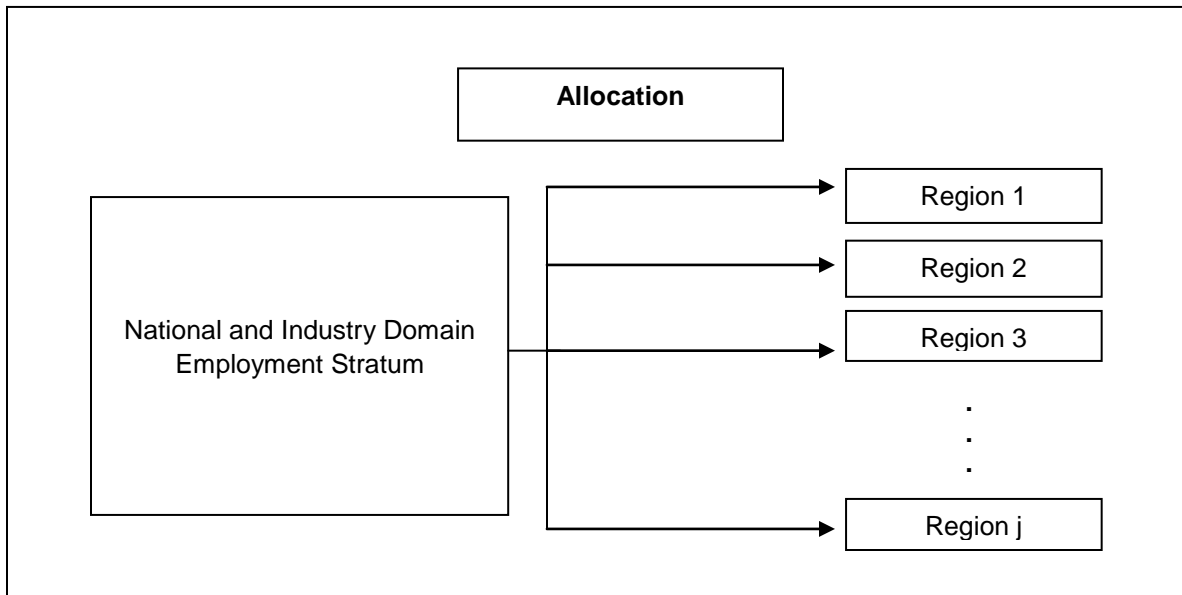
$N_{hij}$  = total number of establishments in the  $j^{th}$  region of the  $i^{th}$  employment stratum in the  $h^{th}$  industry domain

$N_{hi}$  = total number of establishments in the  $i^{th}$  employment stratum of the  $h^{th}$  industry domain

$n_{hij}$  = number of sample establishments in the  $j^{th}$  region of the  $i^{th}$  employment stratum in the  $h^{th}$  industry domain

$n_{hi}$  = number of sample establishments in the  $i^{th}$  employment stratum of the  $h^{th}$  industry domain

**FIGURE 1 Sample Allocation Diagram for TE of 20 and Over  
(Strata TE 20-49 and TE 50-99)**



## Sample Selection

For all sectors, sample establishments in the sampling strata of TE of less than 20 were selected using systematic sampling by industry domain and employment stratum. For each industry domain and employment stratum, the establishments were sorted by region, province from highest total employment to lowest total employment, business name, and Establishment Control Number (ECN).

For each of the sampling strata of TE of 20 and over, that is TE 20-49 and TE 50-99, sample establishments were selected using systematic sampling within the region. For each region in the employment stratum and industry domain, the establishments were sorted by province from highest total employment to lowest total employment, business name and ECN.

Systematic sampling was chosen so that sample employment values are spread out. Resulting from having representative samples for each TE size in the employment stratum. Likewise, this mode of sampling will somehow provide implicit stratification of TE by employment size group, thus avoiding all sample establishments with low TE values or high TE values. A special program designed by the information Resources Department was used to draw the samples.

## Estimation Procedure

### For Establishments with TE of Less Than 20

#### a. Non-certainty Stratum

The estimate of the total of a characteristic ( $\hat{X}_s$ ) for the non-certainty employment stratum TE less than 20 in the  $s^{th}$  industry domain was

$$\hat{X}_s = \sum_{j=1}^{n_s} W_{sj} x_{sj}$$

where:

$s$  denotes the non-certainty employment strata in TE of less than 20

$x_{sj}$  = value of the  $j^{th}$  establishment in the non-certainty employment stratum in TE of less than 20 in the  $s^{th}$  industry domain

$j = 1, 2, 3, \dots, n_s$  establishments

$W_{sj}$  = weight of the  $j^{th}$  establishment in the non-certainty employment stratum in TE of less than 20 in the  $s^{th}$  industry domain

$$W_{sj} = \frac{N_s}{n_s}$$

$N_s$  = total number of establishments in the non-certainty employment stratum in TE of less than 20 in the  $s^{th}$  industry domain

$n_s$  = number of sample establishments in the non-certainty employment stratum in TE of less than 20 in the  $s^{th}$  industry domain

b. Certainty Stratum

The estimate of the total of a characteristic ( $\hat{X}_c$ ) for the certainty employment stratum in the  $c^{th}$  industry domain was

$$\hat{X}_c = \sum_{j=1}^{m_c} x_{cj}$$

where:

$c$  denotes the certainty employment strata in TE of less than 20 in the  $c^{th}$  industry domain

$x_{cj}$  = value of the  $j^{th}$  establishment in the certainty employment strata in TE of less than 20 in the  $c^{th}$  industry domain

$j$  = 1, 2, 3, ...,  $m_c$  establishments

$m_c$  = number of establishments in the certainty employment strata in TE of less than 20 in the  $c^{th}$  industry domain

c. Total Estimate for TE of Less Than 20

For all sections except B and C, national level estimates of the total of a characteristic ( $X_d$ ) for the industry domain was obtained by aggregating the estimates for all employment strata (non-certainty and certainty) in the same industry domain,

$$X_d = \sum \hat{X}_s + \sum \hat{X}_c$$

where  $d$  denotes the industry domain.

For Establishments with TE of 20 and Over

a. Non-Certainty Stratum (strata of TE 20 to 49 and TE 50 to 99 for Sections D, G, H, K, M and N)

The estimate of the total of a characteristic ( $\hat{X}_{sp}$ ) for the non-certainty employment strata in TE of 20 and over for selected industry domain in each region was

$$\hat{X}_{sp} = \sum_{j=1}^{n_{sp}} W_{spj} x_{spj}$$

where:

$s$  denotes the non-certainty employment strata in TE of 20 and over

$p$  = 1, 2, ..., 17 regions (geographic domains)

$x_{spj}$  = value of the  $j^{th}$  establishment in the non-certainty employment strata in TE of 20 and over for an industry domain in each region

$j$  = 1, 2, 3,  $n_{sp}$  establishments

$W_{spj}$  = weight of the  $j^{th}$  establishment in the non-certainty employment strata in TE of 20 and over for an industry domain in each region

$$W_{spj} = N_{sp} / n_{sp}$$

$N_{sp}$  = total number of establishments in the non-certainty employment strata in TE of 20 and over for an industry domain in each region

$n_{sp}$  = number of sample establishments in the non-certainty employment strata in TE of 20 and over for an industry domain in each region

b. Certainty Stratum

The estimate of the total of a characteristic ( $\hat{X}_{cp}$ ) for the certainty employment stratum in TE of 20 and over in an industry domain in each region was

$$\hat{X}_{cp} = \sum_{j=1}^{m_{cp}} x_{cpj}$$

where:

$c$  denotes the certainty employment strata in TE of 20 and over

$p$  = 1, 2,..., 17 regions (geographic domains)

$x_{cpj}$  = value of the  $j^{th}$  establishment in the certainty employment strata in TE of 20 and over in an industry domain within each region

$j$  = 1, 2, 3,  $m_{cp}$  establishments

$m_{cp}$  = number of establishments in the certainty employment strata in TE of 20 and over in an industry domain within each region

c. Total Estimate for TE of 20 and Over

The estimate of the total of a characteristic ( $X_{dp}$ ) for the industry domain in each region (geographic domain) was obtained by aggregating the estimates for all employment strata (non-certainty and certainty) in the same industry domain,

$$X_{dp} = \sum \hat{X}_{sp} + \sum \hat{X}_{cp}$$

where  $dp$  denotes the industry domains in each region.

National level estimates of the characteristics by industry domain were obtained by aggregating separately the estimates ( $X_{dp}$ ) for the particular industry domain from all the regions.

Weight Adjustment Factor for Non-Response

To account for non-response in the non-certainty strata, the adjustment factor ( $n/n'$ ) was multiplied with the sampling weight ( $W$ ) of each of the sampling unit. The sampling weight, defined as  $N/n$ , was recomputed as

$$W' = \frac{N}{n} \times \frac{n}{n'} = \frac{N}{n'} \quad \text{General Formula}$$

Thus, the adjusted weight ( $W'_{sj}$ ) for employment stratum in TE 1-9 or TE 10-19 was

$$W'_{sj} = \frac{N_s}{n_s} \times \frac{n_s}{n'_s} = \frac{N_s}{n'_s}$$

where:

$N_s$  = total number of establishments in the employment stratum in TE 1-9 or TE 10-19 in the  $s^{th}$  industry domain

$n'_s$  = number of responding establishments in the employment stratum in TE 1-9 or TE 10-19 in the  $s^{th}$  industry domain

For the non-certainty employment stratum for the selected industry domain with TE 20-99, the adjusted weight ( $W'_{spj}$ ) was

$$W'_{spj} = \frac{N_{sp}}{n_{sp}} \times \frac{n_{sp}}{n'_{sp}} = \frac{N_{sp}}{n'_{sp}}$$

where:

$N_{sp}$  = total number of establishments in the non-certainty employment stratum with TE 20-99 for the selected industry domain within each geographic domain (region)

$n'_{sp}$  = number of responding establishments in the non-certainty employment stratum with TE 20-99 for the selected industry domain within each geographic domain (region)

## Questionnaire Design

### Survey Questionnaires

The 2010 ASPBI utilized five types of questionnaires, each with corresponding NSCB approval number and an expiration date of March 31, 2012. These questionnaires were designed after taking into consideration the requirements of the main users. Table 9 lists the questionnaire type, spot color and NSCB Approval number specific for the sectors.

TABLE 9 Types of Questionnaires

Questionnaire Type	Sector	Spot Color	NSCB Approval No.
ASPBI Form 1	Agriculture, Forestry and Fishing	Green	NSO-1102-01
ASPBI Form 2	Mining and Quarrying; Manufacturing; Electricity, Gas, Steam and Air-conditioning Supply; and Water Supply; Sewerage, Waste Management and Remediation Activities	Yellow	NSO-1102-02
ASPBI Form 3	Construction	Orange	NSO-1102-03
ASPBI Form 4	Wholesale and Retail Trade; Repair of Motor Vehicles and Motorcycles	Red	NSO-1102-04
ASPBI Form 5	Business and Services (for Sectors H, I, J, K, L, M, N, P, Q, R, and S)	Blue	NSO-1102-05



## Data Items

Listed in Table 10 are the data items found in the 2010 ASPBI questionnaires.

TABLE 10 List of Data Items

Item No.	Description
(Cover Page)	Name and Address of the Establishment and Its Reporting Unit
	Control Panel for Establishment Characteristics (For NSO Use Only)
1	Business and Registered Name in 2010, Company Website and Tax Identification Number (TIN)
2	Economic Activity or Business in 2010
3	Year Started Operation
4	Legal Organization in 2010
5	Economic Organization in 2010
	Name and Address of Main Office and Contact Person in Main Office
6	Capital Participation as of 31 December 2010
7	Number of Paid Employees as of 15 November 2010
8	Number of Unpaid Workers as of 15 November 2010
9	Total Employment as of 15 November 2010
10	Number of Production/Construction Workers as of 15 November 2010 (only in ASPBI Form 2 and ASPBI Form 3)
11	Total Hours Worked by Production/Construction Workers in 2010 (only in ASPBI Form 2 and ASPBI Form 3)
12	Gross Salaries and Wages Paid in 2010
13	Total Employer's Contributions to SSS/GSIS, etc. paid in 2010
14	Total Revenue in 2010
15	Subsidies Received in 2010
16	Total Cost Incurred in 2010
17	Capital Expenditures and Sale of Tangible Fixed Assets, including Losses and Damages in 2010
18	Capital Expenditures for All Tangible Fixed Assets by Mode of Acquisition in 2010
19	Capital Expenditures for Intangible Assets in 2010
20	Book Value of Tangible Fixed Assets as of 31 December 2010
21	Book Value of Intangible Assets as of 31 December 2010
22	Average Capacity Utilization Rate in 2010 (only in ASPBI Form 2)
23	Inventories in 2010
24	Branches, Divisions, Plants Owned and Controlled (for Main Office)

*Continued*

TABLE 10 --- *Concluded*

Item No.	Description
25	Remarks
	Certification
	Contact Person
	<i>Processing Information (For NSO Use Only)</i>

### Reference Period

All information collected in the 2010 ASPBI refers to calendar year 2010 except for employment data, which is as of November 15, 2010.

### SURVEY OPERATIONS

The 2010 ASPBI consisted of the following major phases of survey operation: preparatory activities; training; field operations; data processing; tabulation and data dissemination; and evaluation and documentation.

#### Preparatory Activities

NSO officials, subject-matter statisticians and selected Information and Resources Department (IRD) staff undertook the planning activities for the 2010 ASPBI with the organization of the Steering Committee, Technical Committee and Working Groups under Special Order No. 2011-7 dated January 5, 2011. Activities undertaken during this phase included the updating of the frame, questionnaire design and content, publicity campaign, clearance process, budget preparation, manual preparation, training plans, sample design and selection, preparation of edit specifications, preparation of tabulation formats and specifications, computer systems design and program development, recruitment of statistical researchers, printing of survey forms and manuals, preparation for shipment of survey materials, and other related activities.

#### Publicity

Publicity campaign was done to inform and educate the general public of the basic information and importance of the 2010 ASPBI and its rider surveys. It aimed to solicit support from government and non-government agencies, business organizations, and target respondents in the early submission of reports. Display of 2010 ASPBI streamers and posters were done in the central office and in the field offices.

## Training

Training for the field operations and processing was done in two phases, as follows: (1) Field Operations, and (2) Training for Data Processing.

### Phase I - Training for Field Operations

Training for Field Operations and Field Editing was done in three levels, as follows:

- Task Force training. The first level training was conducted on March 7 to March 9, 2011 in Tagaytay City. Field operation procedures, technical and administrative aspects of the survey were discussed extensively in this training. It was attended by Industry and Trade Statistics Department (ITSD) Statisticians and selected IRD staff who then served as trainers for the 2<sup>nd</sup> and 3<sup>rd</sup> level trainings.
- Second level training. The second level training was conducted on March 22 to 23, 2011 in all Regional Offices, except National Capital Region (NCR), with Task Force training participants as trainers. Regional Directors, Provincial Statistics Officers, OICs, Regional Statisticians and Regional Statistical Staff (with at least SG 11) responsible for establishment surveys and Provincial Statisticians or Provincial Statistical Staff (with at least SG 13) participated in this training.
- Third level training. This training was conducted in all provinces and six districts of NCR on March 28 to 29, 2011 with participants in the second level training as trainers. One ITSD staff who attended the Task Force training was assigned to assist the 3<sup>rd</sup> level trainers in selected provinces. Participants to this training were the Provincial Statistical Staff, District Statistics Officers (DSOs), Statistical Coordination Officers (SCOs), and hired Statistical Researchers (SRs). For each NCR district three (3) Task Force Training participants were assigned as trainers

### Phase II - Training for Data Processing

- Training for Manual Processing. The first training was conducted on December 9 and 10, 2011. Editing instructions and folioing were discussed thoroughly in this training. Participants were the ITSD subject-matter staff and hired statistical researcher.
- Training for Machine Processing. Data encoding, verification of error listing, completeness and summary file report were discussed thoroughly in this training. Participants to this training were ITSD subject matter staff and selected ITSRD staff.

A Workshop on Edit, Table and Format Specifications was carried out on March 17 to 19, 2012 in Antipolo City, Rizal. This was participated in by subject-matter specialists and IRD staff who were responsible in preparing standard tabulation formats, and consistency and edit specifications for the five types of questionnaires.

## Field Operations

### Distribution of Questionnaires

Distribution of questionnaires for the 2010 ASPBI, including that of the rider survey, was done by SCOs, Provincial Staff, and hired SRs through personal delivery of the questionnaires to the sample establishments. E-questionnaires (excel format) were also sent to sample establishments with e-mail accounts. This activity was done from April 1-30, 2011.

## Collection of Questionnaires

Collection of accomplished questionnaires commenced 10 days after the distribution. The collection phase was programmed from third week of April to second week of June 2011. For regions with large workload such as NCR and Region IV-A, timetable for collection was until February 2012. Actual collection of accomplished questionnaires was extended up to April 2012 to allow more time for collection of establishments that were considered as industry leaders.

## Supervision

The Regional Directors, Provincial Statistics Officers, and Regional and Provincial Statisticians conducted close supervision of collection and editing of questionnaires to ensure the quality of data and completeness of survey returns.

## Receipt and Control

A Monitoring and Tracking System (MTS) was developed by IRD and adopted by field offices to keep track the distribution, collection, and transmittal of questionnaires and MTS data files. At the same time, a control list of sample establishments was made available where information on the status of the questionnaire was recorded. The MTS facilitated preparation and early submission of progress reports to ITSD since field offices can submit them electronically.

A central office version of the MTS was utilized by ITSD to monitor the distribution, collection and submission of questionnaires and MTS data files from the provincial offices to the Central Office. Consolidated progress reports and status reports were prepared regularly to inform the management and field offices on the progress of the survey operations.

## **Data Processing**

Processing or editing of accomplished questionnaires was done to check for the completeness, validity, consistency, and reasonableness of data. It consisted of two stages: manual editing and machine processing.

## Manual Processing

Manual processing of questionnaires was done in three levels, as follows:

- Field editing of data was done by the field staff, hired SRs and Provincial Staff upon collection of the accomplished questionnaire from the sample establishment. The objective is to check for completeness and consistency of entries in the questionnaire, following the instructions provided in the Field Operations and Processing Manual. Any missing data was corrected at this stage as this can be immediately verified from the respondent.
- Verification of data was done by Provincial Staff upon receipt of the accomplished questionnaires from the field staff and hired SRs to check for the completeness as well as for the consistencies and validity of entries. In some instances, the staff contacted directly the establishments through phone call or sent email inquiries to verify some inconsistent or missing data.

- Review of accomplished questionnaires to check the consistency and reasonableness of entries and processing of consolidated reports were done by the ITSD subject-matter staff. Consolidated reports of enterprises were disaggregated at the firm level using ratios and proportions of the individual firms to enterprise. Moreover, the review process validated the status of establishments that were non-responding and reported closed, cannot be located, transferred, and out of scope. Telephone inquiry was extensively utilized to verify information from the establishment's contact person. The internet was also used to obtain information on the contact address and to research for information on the status of the establishment.

### Machine processing

Machine processing consisted of data entry, validation of data, encoding of updates, generation and verification of completeness of questionnaires report, summary file report and statistical tables.

A microcomputer-based machine processing and tabulation system for the 2010 ASPBI was developed by the staff of the IRD using MySQL software. The 2010 ASPBI computer system has four modules designed for processing the survey data. These modules are the data entry, validation, export, and tabulation.

Data entry and all other machine processing activities were done by the subject-matter staff.

### Imputation Procedure

Data of non-responding establishments were imputed manually and electronically based on the established imputation methods. Sources of information were from previous reports of the same establishment or from report of other responding establishment with similar characteristics, financial statements filed at Securities and Exchange Commission, and other establishment-based surveys.

Sample establishments that were either out of scope, duplicate or closed belonging in the certainty stratum were not imputed.

### **Tabulation**

Tabulation included generation and evaluation of preliminary and final statistical tables. The statistical tables were evaluated for internal and external consistency of data.

The statistical tables were presented at the national level for all employment sizes and for establishments with TE of less than 20. For establishments with TE of 20 and over, the statistical tables were presented at the national and regional levels for all sections except for section B which is at the national level only. The statistical tables were further disaggregated by industry sub-class (5-digit) and in some cases by industry group (3-digit).

## Statistical Disclosure Control

Section 4 of Commonwealth Act No. 591 requires that the data of individual business firms be kept confidential. To avoid disclosure of information of individual establishment, statistical tables do not provide information for any industry group or sub-class wherein the number of establishments is less than three. Figures relating to such industries were either suppressed or combined with those of other related industries in accordance with the guidelines on statistical disclosure control of data for establishments' survey.

## **Dissemination**

Survey results were disseminated in the form of Special Releases posted on the NSO website, data dissemination seminars, and publication reports.

National data dissemination seminar was conducted on October 4, 2012 at Intercontinental Manila in Makati City to inform the stakeholders on the preliminary results of the survey. This was attended by selected respondents of the survey, representatives from different government agencies, and media organizations.

Regional data disseminations were also conducted from November to February 2013 by NSO Regional Field Offices. Attendees were representatives from both government and non-government organizations and some respondents of the survey who were considered industry leaders in their respective regions. Table 11 shows the list and schedule of the regional data dissemination seminars.

TABLE 11 Schedule of 2010 ASPBI/SICT Regional Data Dissemination Fora

Region	Date	Time	Venue	CO Resource Person
NCR	6-Feb-13	8:30 AM – 12 NN	Century Park Hotel, Malate, Manila	Ms. Estela T. de Guzman, Director, ITSD
CAR	14-Dec-12	8:00 AM – 12 NN	Solibao Restaurant, Heritage Mansion, Baguio City	Ms. Soraya De Guzman, Statistician IV
I - Ilocos Region	21-Nov-12	9:00 AM – 2:00 PM	Sea & Sky Hotel, San Fernando City, La Union	Ms. Josephine S. Albino, Statistician IV
II - Cagayan Valley	21-Nov-12	8:00 AM – 12 NN	Pulsar Hotel, Tuguegarao City	Ms. Blanca Nina A. Yabut, Statistician II
III - Central Luzon	14-Dec-12	8:00 AM – 12 NN	Epatha Social Action Center of Pampanga (SACOP), City of San Fernando, Pampanga	Ms. Mari-belle Dy, Statistician III
IVA - CALABARZON	6-Dec-12	8:30 AM – 12 NN	Montevista Hot spring and Conference Center, Calamba City	Ms. Juanita B. Soriano, Statistician IV
IVB - MIMAROPA	21-Nov-12	1:30 PM – 5:00 PM	Ferraren Hills Resort, Calapan City	Mr. Apolinar F. Oblea, Statistician IV
V - Bicol Region	21-Nov-12	8:30 AM – 3:00 PM	Hotel St. Ellis, Legaspi City	Mr. Glen G. Polo, Statistician II
VI - Western Visayas	12-Dec-12	8:30 AM – 2:00 PM	Iloilo Grand Tower, Iloilo City	Ms. Paula Monina G. Collado Deputy Administrator
VII - Central Visayas	21-Nov-12	9:00 AM – 12 NN	Golden Peak Tower, Cebu City	Mr. Emerson M. Aquino, Statistician III

Region	Date	Time	Venue	CO Resource Person
VIII - Eastern Visayas	21-Nov-12	1:30 PM – 5:00 PM	Alejandro Hotel, Tacloban City	Ms. Ma. Julieta P. Soliven, Statistician IV
IX – Zamboanga Peninsula	21-Nov-12	1:30 PM – 5:00 PM	Garden Orchid Hotel, Zamboanga City	Mr. Jonyper C. Molejon, Statistician II
X - Northern Mindanao	19-Nov-12	1:00 PM – 5:00 PM	Chali Beach Resort, Cagayan De Oro City	Ms. Cherilyn C. Cosico, Statistician II
XI - Davao Region	21-Nov-12	8:00 AM – 12 NN	Grand Regal Hotel, Davao City	Ms. Soraya De Guzman, Statistician IV
XII - SOCCSKSARGEN	17-Dec-12	8:30 AM – 12 NN	Fred Ann's Foodhaus, Koronadal City	Ms. Jean C. Floirendo, Statistician III
XIII - Caraga	18-Dec-12	9:00 AM – 2:30 PM	Almont Hotel's Inland Resort, Butuan City	Ms. Carole A. Blanco, Statistician III
ARMM	21-Nov-12	2:00 PM – 5:00 PM	Estosan Garden Hotel, Cotabato City	Ms. Nenita P. Rebarter, Statistician III

Special Releases for the 18 sections and economy-wide final results were made available to the general public at the NSO website prior to the availability of the publications. Final survey results were printed in 20 volumes as shown in Table 12. About 250 copies shall be printed for each volume of all sections except for Manufacturing and Wholesale and Retail Trade with 400 copies.

TABLE 12 Publication Volumes by Section

Volume Number	Section
I	Agriculture, Forestry and Fishing
II	Mining and Quarrying
III-A	Manufacturing (All Employment Sizes and TE of Less Than 20)
III-B	Manufacturing (TE of 20 and Over)
IV	Electricity, Gas, Steam and Air Conditioning Supply
V	Water Supply; Sewerage, Waste Management and Remediation Activities
VI	Construction
VII	Wholesale and Retail Trade; Repair of Motor Vehicles and Motorcycles
VIII	Transportation and Storage
IX	Accommodation and Food Service Activities
X	Information and Communication
XI	Financial and Insurance Activities
XII	Real Estate Activities
XIII	Professional, Scientific and Technical Activities

Volume Number	Section
XIV	Administrative and Support Service Activities
XV	Education
XVI	Human Health and Social Work Activities
XVII	Arts, Entertainment and Recreation
XVIII	Other Service Activities
XIX	Economy-Wide Results

## Response Rate

The overall response rate at the national level was 95.14 percent. For establishments with total employment of less than 20, the response rate was 95.17 percent while that for establishments with total employment of 20 and over, 95.12 percent.

Response rate included receipts of “good” questionnaires, partially accomplished questionnaires, consolidated reports, reports of closed, cannot be located, moved out or transferred, out of scope, refusals, duplicates and referrals. Table 13 shows the response rate by section and by employment size.

TABLE 13 Response Rates by Section and by Employment Size

Section	Description	Response Rate		
		Total	Less than 20	20 and over
<b>Philippines</b>		95.1	95.2	95.1
A	Agriculture, Forestry and Hunting	97.4	95.5	98.1
B	Mining and Quarrying	93.2	93.7	92.8
C	Manufacturing	95.4	96.1	95.1
D	Electricity, Gas, Steam and Air Conditioning Supply	95.1	90.0	95.8
E	Water Supply, Sewerage, Waste Management and Remediation Activities	98.7	100.0	98.2
F	Construction	95.7	96.8	95.4
G	Wholesale and Retail Trade; Repair of Motor Vehicles and Motorcycles	94.1	93.4	94.5
H	Transportation and Storage	94.5	96.3	93.5
I	Accommodation and Food Service Activities	94.3	94.8	93.9
J	Information and Communication	96.4	96.9	95.4



Section	Description	Response Rate		
		Total	Less than 20	20 and over
K	Financial and Insurance Activities	91.6	91.1	92.4
L	Real Estate Activities	93.0	93.2	92.7
M	Professional, Scientific and Technical Activities	96.0	95.8	96.5
N	Administrative and Support Service Activities	94.5	95.6	93.8
P	Education	98.6	98.1	99.0
Q	Human Health and Social Work Activities	97.1	96.6	97.6
R	Arts, Entertainment and Recreation	97.4	97.8	96.8
S	Other Service Activities	95.9	96.0	95.4

## Concepts and Definitions

**Book value** is the initial value or acquisition cost of tangible fixed assets less accumulated depreciation.

**Capital participation** refers to the claims of individuals against capital/equity by foreign and/or local investors.

**Capital expenditures** refer to the cost of acquisition of tangible fixed assets, intangible assets, and non-produced assets acquired in 2010 whether or not full payments have been made. Assets received from other establishments belonging to the same enterprise are valued as though purchased.

**Cost** refers to all expenses incurred during the year whether paid or payable. Valuation is at purchaser prices including taxes and other charges, net of rebates, returns and allowances. Goods and services received by the establishment from other establishments of the same enterprise are valued as though purchased.

**Depreciation** is the total amount set aside for the year to cover the decreases in value of tangible fixed assets owned by the establishment because of foreseen obsolescence, wear and tear as a result of operation and normal amount of accidental damage.

**Economic activity** is the establishment's source of income. If the establishment is engaged in several activities, its main economic activity is that which earns the biggest income or revenue.

**Gross addition to tangible fixed assets** is equal to capital expenditures less sale of fixed assets, including land.

**Inventories** refer to the stock of goods owned by and under the control of the establishment as of a fixed date, regardless of where the stocks are located. Valuation should be at current replacement cost in purchaser (market) prices. Replacement cost is the cost of an item in terms of its present price rather than its original cost.

*Change in inventories* is equivalent to the value of inventories at the end of the year less the value of inventories at the beginning of the year.

**Losses and damages** refer to the decrease in the book value of tangible fixed assets due to theft, major catastrophe, and other accidental destructions.

**Major alterations and improvements** are done to increase the performance or capacity of existing tangible fixed assets or to significantly extend their previous expected service lives.

**New tangible fixed assets** refer to brand new fixed assets acquired during the year, including directly or newly imported tangible fixed assets.

**Revenue** includes cash received and receivables for goods/products and by-products sold and services rendered. Valuation is at producer prices (ex-establishment), net of discounts, and allowances, including duties and taxes but excluding subsidies.

**Salaries and wages** are payments in cash or in kind to all employees, prior to deductions for employee's contributions to SSS/GSIS, withholding tax, etc. Included are total basic pay, overtime pay, and other benefits.

*Other benefits* include vacation, sick and maternity leave pay, bonuses, cost of living allowances, food, uniforms, housing, commissions paid for salaried employees, commutable transportation and representation allowances, and share of catch/harvest given to employees as salaries and wages. Excluded are costs of working clothes, reimbursable transportation and representation allowances, and separation, retirement, terminal pay, gratuities, etc.

*Overtime pay* is payment given for extra hours worked.

**Sale of tangible fixed assets** refer to the actual amount received/realized (**not** book value) from the sale of tangible fixed assets during the year including the value of tangible fixed assets transferred to other establishments of the same enterprise.

**Social contributions** refer to payments made by the employer on behalf of the employees. Examples are SSS, GSIS, Employees Compensation Commission (ECC), Phil health and PAG-IBIG.

**Subsidies** refer to special grants received from the government in the form of financial assistance or tax exemption or tax privilege given by the government to aid and develop an industry.

**Tangible fixed assets** are physical assets expected to have productive lives of more than one year and intended for use and/or being used by the establishment. Included are land, buildings, other structures and land improvements, transport equipments, machinery and other equipments, furniture, fixtures, and other fixed assets.

**Tangible fixed assets produced on own account** refer to the physical assets produced by the establishment for its own use. It is valued as the cost of all work put in place, including overhead.

**Taxes on products and production** refer to all taxes, other than income tax, incidental to the production or sale of goods and services that are chargeable as expenses including business license, BIR stamps, real estate tax and other local taxes.

**Total employment** is the number of persons who worked in for the establishment as of November 15, 2010.

*Paid employees* are all persons working in the establishment and receiving pay, as well as those working away from the establishment paid by and under the control of the establishment. Included are all employees on sick leave, paid vacation or holiday. Excluded are consultants, home workers, receiving pure commissions only, and workers on indefinite leave.

*Unpaid workers* are persons working for at least one third of the working time normal to the establishment and do not receive regular pay.

*Working owners* are owners who are actively engaged in the management but do not receive regular pay, i.e. not included in the payrolls. Managers and directors of corporations working for pay are reported as managers.

**Used tangible fixed assets** refer to those that have been used previously within the country.

**Value added** is gross output *less* intermediate cost. Gross output for private education is the sum of the total revenue (less interest income, rent income from land, dividend income, royalty income and franchise income), capital expenditures of fixed assets produced on own account and change in inventories. Intermediate input is equal to the sum of the following cost items: materials and supplies purchased; fuels, lubricants, oils and greases purchased; electricity and water purchased; cost of industrial services done by others; cost of non-industrial services done by others; goods purchased for resale; research and experimental development expense; environmental protection expense; royalty fee; and franchise fee and other cost.

## Kinds of Establishments

<i>Agriculture Establishment</i>	Farms, plantation, hacienda, ranch, or company engaged in the production of agricultural crops, livestock, poultry and other animals including animal products; firm providing agricultural, animal husbandry and horticultural services.
<i>Forestry Establishment</i>	Company engaged in logging operations; planting, replanting and conservation of forest; hunting, trapping and game propagation.
<i>Fishing Establishment</i>	Firm or company engaged in ocean, coastal and inland fishing; operation of fish farms, fishponds, fish pen; pearl farms and other fishing activities.
<i>Mining Establishment</i>	Mining camp engaged in the exploration, extraction, dressing and beneficiating of minerals such as coal and ores, crude petroleum and natural gas.
<i>Quarrying Establishments</i>	Firm or company engaged in the extraction from the earth of building and monumental stone, clay, sand and gravel; guano gathering and salt evaporation.
<i>Manufacturing Establishment</i>	Shop, factory, bakery, millwork, distillery, refinery, cannery, abattoir, brewery, foundry, tannery or plant engaged in manufacturing processing, fabricating of finishing products, mechanically or manually, including the assembly of the component parts of manufactured products and the substantial alteration, reconstruction and repair of special types of goods.
<i>Electricity Establishment</i>	Plant engaged in the generation, transmission, and/or distribution of electric energy for sale to users, or one, which produces electricity for its parent enterprise.
<i>Water Supply</i>	Water system/waterworks engaged in the collection, purification and

<i>Establishment</i>	distribution of water to users.
<i>Construction Establishment</i>	General contractor engaged in the construction, repair or demolition of buildings, highways, airports and other structures; land leveling; earth moving and land reclamation; specialty contractor engaged in specialized trade or craft like electrical installation, plumbing, painting, air conditioning, well drilling, installation of doors and windows and other work on component parts of the structure.
<i>Wholesale Trade and Commission Trade Establishment</i>	Store, shop, office, bazaar, arcade or emporium engaged in the (a) resale (sale without transformation) of new and used goods (in bulk) to retailers, industrial/commercial/institutional/ professional users, or to other wholesalers and (b) trading on behalf and on the account of others.
<i>Retail Trade Establishment</i>	Department store, hypermart, convenience store, variety store, shop, mart, bazaar, sari-sari store, pharmacy, supermarket, grocery, arcade or emporium engaged in the resale (sale without transformation) of new and used goods to the general public.
<i>Repair Service Establishment</i>	Shop specializing in the repair of consumer goods like footwear, luggage, handbags and gloves and other leather goods; electrical appliances, and equipment as television and radio receivers, refrigerators, washing machines, ironers, vacuum cleaners, toasters, motor vehicles including motorcycles; watch, clock and jewelry; bicycles; typewriters, cameras, binoculars, musical instruments, umbrellas, etc.
<i>Food and Drinks Service Establishment</i>	Restaurant, bar, lounge, salon, parlor, kiosk, club, counter, café, canteen engaged in the sale of prepared food and drinks generally for consumption within the premises.
<i>Lodging and Rooming Service Establishment</i>	Hotel, motel, resort, inn, lodge, camp, dormitory or lodging house engaged in the provision of lodging facilities, to the general public on lease, rental or fee basis.
<i>Transport Establishment</i>	Bus line, air line, shipping line, agency, broker or transport operator engaged in providing (a) vehicles for the transport to passenger or freight through regular scheduled operation, charter, rental or fee basis, and (b) services incidental to transport such as maintenance and operation of piers, terminals, depots; pilotage, forwarding packing and crating.
<i>Storage and Warehousing Establishment</i>	Brokerage, agency or office engaged in the operation of storage facilities and warehouse for hire by the general public for storage of such items as farm products, food, furniture, and other household goods, textiles and lumber.
<i>Telecommunication Establishment</i>	Station, office or agency engaged in the transmission of sound, images, data or other information via cables, broadcasting, relay, or satellite.
<i>Financial Establishment</i>	Bank, savings and loan association, credit institution, pawnshop, financial institution, trust company, investment company, pawn broker, or institution engaged in accepting of deposits, granting loans and the investment of money; dealer, broker or office engaged in investment research and counseling, check cashing, stock quotation, foreign exchange dealing and other financial services.
<i>Insurance, Pre-Need</i>	Life insurance companies; non-life insurance for fire, marine, accident,

<i>Plan Companies and Pension Funding Establishment</i>	health, title, financial obligation, casualty, fidelity and surety; agents and brokers servicing insurance carriers, consultant for policyholders; fund managers.
<i>Real Estate Establishment</i>	Realtor, developer, agency, broker, lessor or companies engaged in the operating, developing, subdividing, buying and selling of real estate including cemetery lots and columbarium.
<i>Business Service Establishment</i>	Office, agency or firm engaged in (a) rental and leasing of machinery and equipment, audio-video machines, tapes and records, sports and recreational equipment; (b) computer-related activities; (c) legal, accounting, bookkeeping, research and development, advertising and other technical services; (d) cleaning of offices, shops, and factories; (e) photographic activities; (f) basic and general research in the biological, physical and social sciences; (g) transcription activities (medical, legal); and (h) call centers.
<i>Sanitary Establishment</i>	Company engaged in the collection and disposal of garbage, sewage and human waste.
<i>Social Service Establishment</i>	School, college, university or seminary offering educational services; a clinic, hospital, sanitarium, nursing home or a similar institution offering medical, dental and other health and veterinary services; a home orphanage, society, center or agency engaged in providing social welfare services.
<i>Recreational and Cultural Service Establishment</i>	Motion picture producer, booking agency, movie house, theater, radio and television station and studio, stage and opera company, band, orchestra, ticket agency, library, museum, dance hall, bowling alley, park, beach, swimming pool, sports club, gallery, skating rink race track or golf course engaged in providing entertainment, amusement and recreational services.
<i>Personal Service Establishment</i>	A laundry shop, barber shop, massage clinic, beauty parlor, funeral parlor, fortune telling shop and such engaged in rendering various specialized service to the general public.

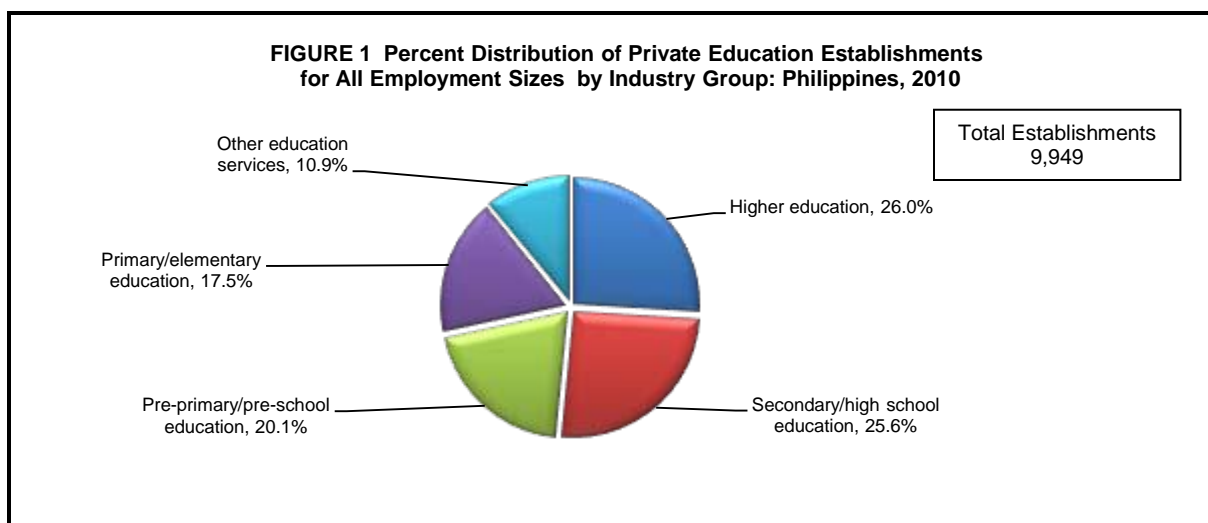
## **Symbols and Abbreviations Used in Statistical Tables**

s	suppressed data to avoid disclosure of individual establishment's data
)	combined data of two or more industries or regions
-	zero
n.e.c	not elsewhere classified

# Brief Analysis

## Number of Establishments

Final results of the 2010 Annual Survey of Philippine Business and Industry (ASPBI) conducted nationwide covered a total of 9,949 establishments engaged in Private education. As shown in Figure 1, higher education garnered the highest number of establishments at 2,583 (26.0%). Secondary/high school education followed next with 2,547 (25.6%) while the least number of establishments were recorded in other education services with 1,082 (10.9%).



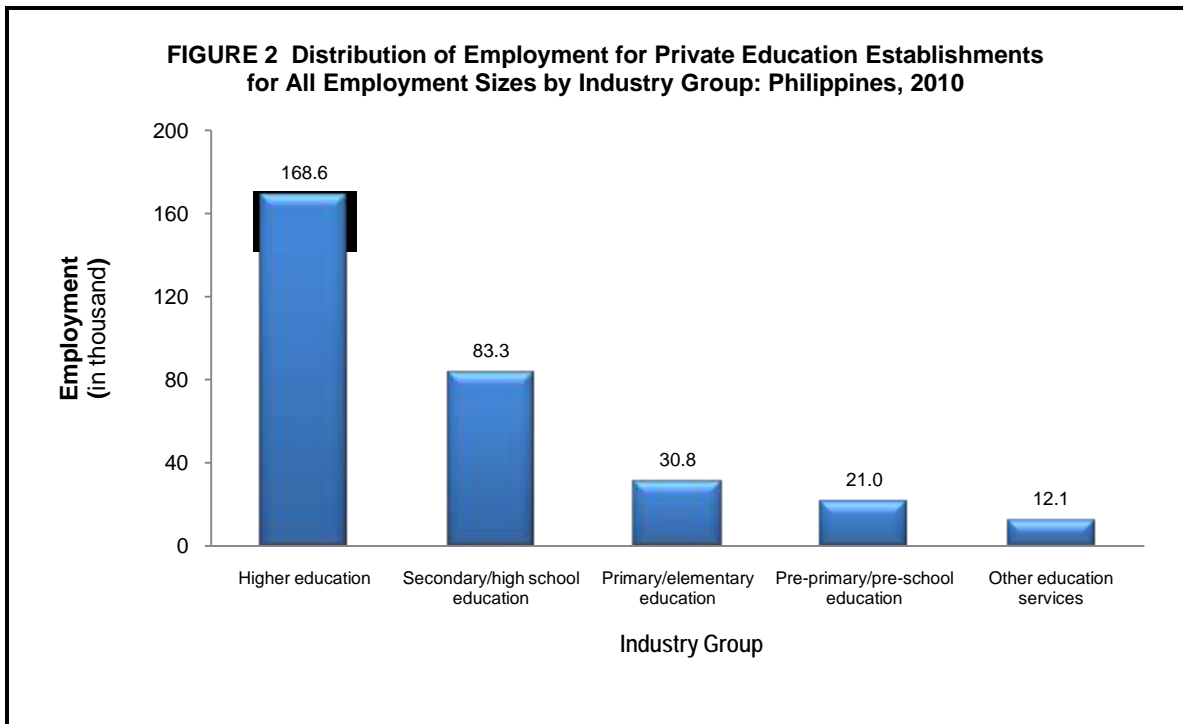
Among regions the highest number of establishments for establishment with total employment (TE) of 20 and over were found in National Capital Region (NCR), CALABARZON (Region IVA) and Central Luzon (Region III) with 738, 521 and 358 establishments respectively. Autonomous Region in Muslim Mindanao (ARMM) had the lowest with 33 establishments.

## Employment

Employment for the sector reached a total of 315,676. Out of this total, 306,648 or 97.1 percent were paid employees while the remaining 9,028 or 2.9 percent were working owners and unpaid workers.

Higher education had the most number of employees with 168,614 or 53.4 percent of the total. secondary/high school education followed with 83,263 employees (26.4%). The least number of employees were employed by other education services with 12,052 or 3.8 percent. (See Figure 2)

Across regions, the top employer was NCR for establishments with TE 20 and over with 79,358 employees. Region IVA ranked second with 31,903 employees followed by Region III with 21,263. On the other hand, ARMM had the lowest employment with 1,959 employees.



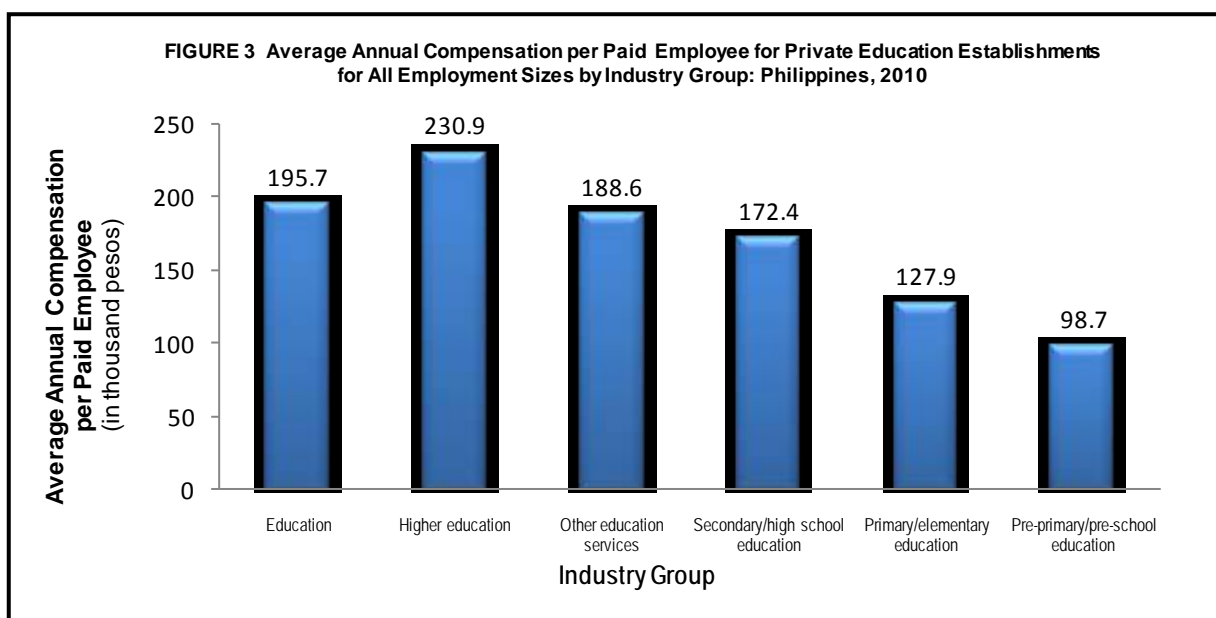
The sector recorded an average number of 32 workers per establishment. Higher education posted the largest number at 65 followed by secondary/high school education with 33 workers. Pre-primary/pre-school education, however, ranked last with only 10 workers per establishment.

### **Compensation**

Total compensation paid by Private education sector amounted to PHP60.0 billion, translating to an average annual compensation of PHP195,662 per employee.

Across industries, higher education paid the highest average annual compensation of PHP230,864 per employee followed by other education services with PHP188,647. On the other hand, establishments providing pre-primary/pre-school education provided the lowest average annual pay of PHP98,708 per employee.

For establishments with TE 20 and over, NCR paid the highest average annual compensation of PHP311,222, followed by Cordillera Administrative Region (CAR) with PHP260,308. Caraga provided the lowest average annual compensation of PHP148,038.



## Revenue

Revenue generated by the sector reached PHP135.7 billion. Higher education contributed the biggest share with PHP88.8 billion or 65.5 percent of the total revenue. Second biggest revenue generating industry was secondary/high school education with PHP26.1 billion or 19.3 percent. Pre-primary/pre-school education generated the least revenue among the industry group at PHP3.9 billion or 2.9 percent.

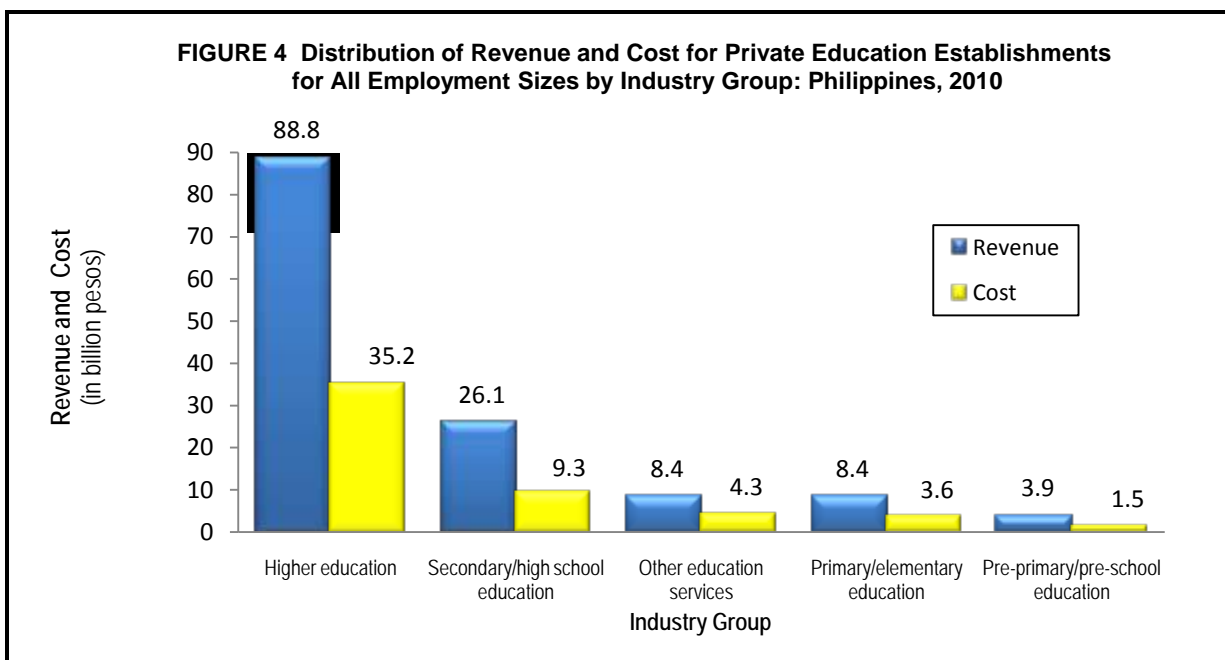
Region wise, for establishments with TE 20 and over, NCR generated the highest revenue of PHP56.4 billion, followed by Region IVA with PHP13.6 billion. On the other hand, ARMM had the lowest of PHP221.9 million.

## Cost

Total cost (excluding compensation) incurred by the sector in 2010 amounted to PHP53.9 billion. Higher education incurred the highest cost of PHP35.2 billion (65.3%). Pre-primary/pre-school education had the lowest cost of PHP1.5 billion (2.8%). Figure 4 shows the revenue generated and cost incurred by Private education sector by industry group.

By region, for establishments with TE 20 and over, NCR incurred the highest cost of almost PHP23.0 billion, followed by Region IVA with PHP5.6 billion, ARMM had the least cost of PHP61.6 million.



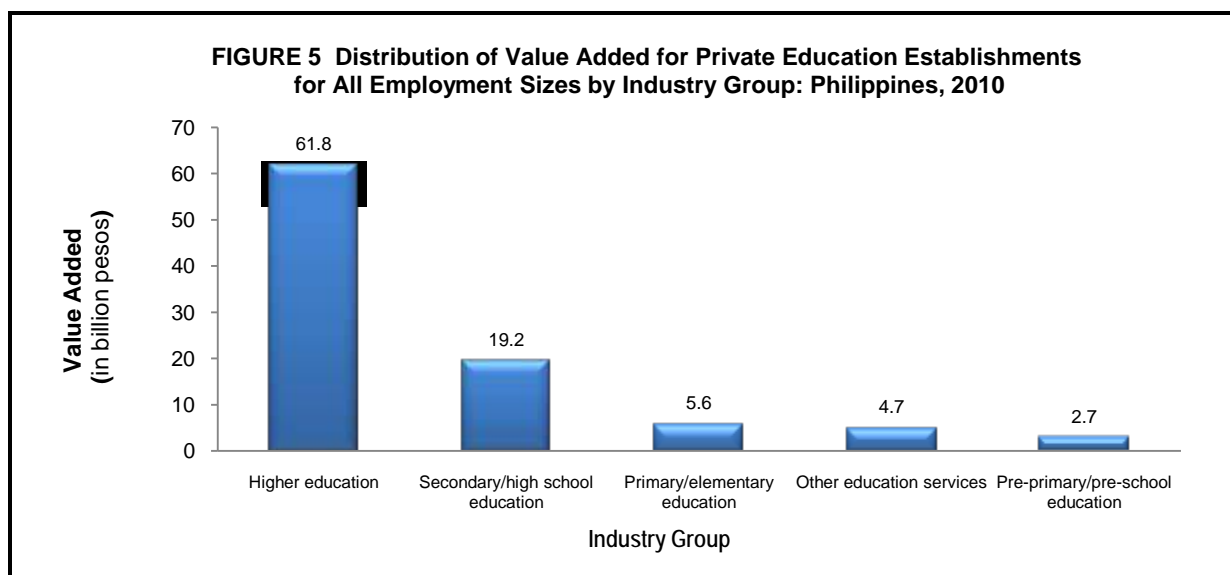


### Revenue per Cost

The revenue generated per peso cost stood at PHP2.5. Among industries, secondary/high school education recorded the highest with PHP2.8 while other education services registered the lowest with PHP1.9 revenue per peso cost.

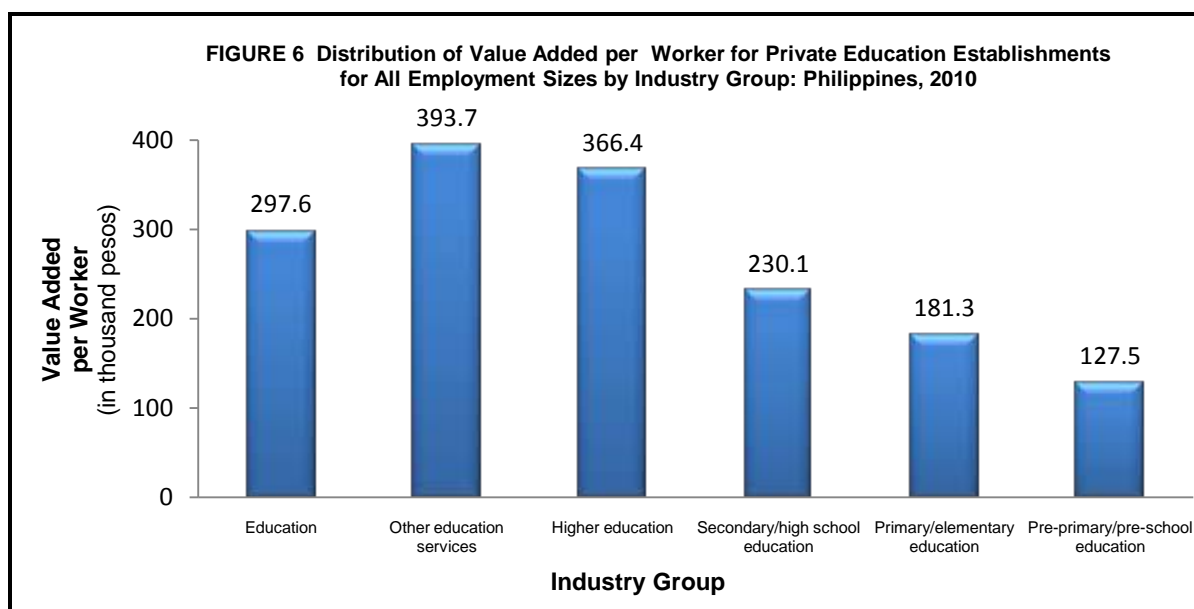
### Value Added

Value added for the sector was estimated at PHP93.9 billion. Almost PHP61.8 billion or 65.8 percent of the total value added was contributed by higher education. On the other hand, pre-primary/pre-school education reported the lowest with PHP2.7 billion. Figure 5 displays the distribution of value added by industry group.



## Labor Productivity

Value added per worker, a measure of labor productivity, was valued at PHP297,580. Figure 5 shows that other education services had the highest average of PHP393,736 among industries. Pre-primary/pre-school education had the lowest average of PHP127,548.



## Gross Additions to Tangible Fixed Assets

The sector acquired a total of PHP13.3 billion worth of fixed assets in 2010. Higher education industry recorded the highest among the industry with PHP9.8 billion or 73.3 percent of the total. Pre-primary/pre-school education had the least gross additions to tangible fixed assets with PHP180.9 million or 1.4 percent.

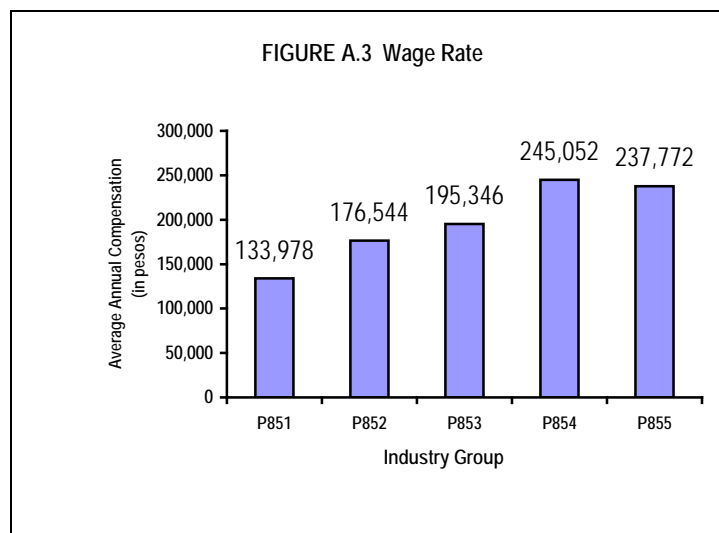
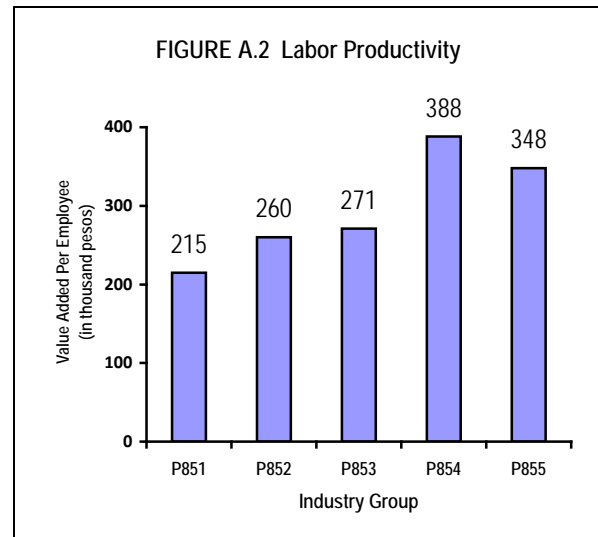
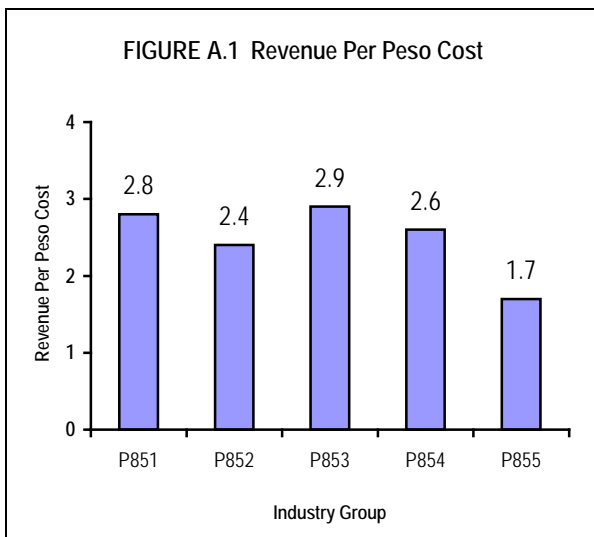
## Total Change in Inventories

Change in inventories, defined as the value of ending less the beginning inventory, amounted to negative PHP35.8 million. Among industries, only higher education and secondary/high school education reported positive change in total inventories.

## Subsidies

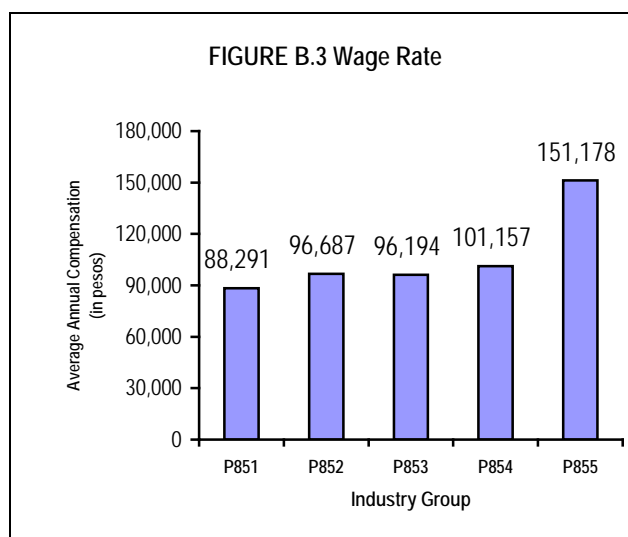
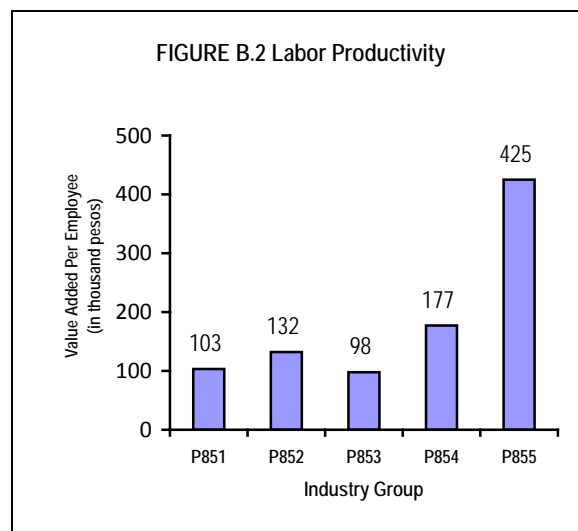
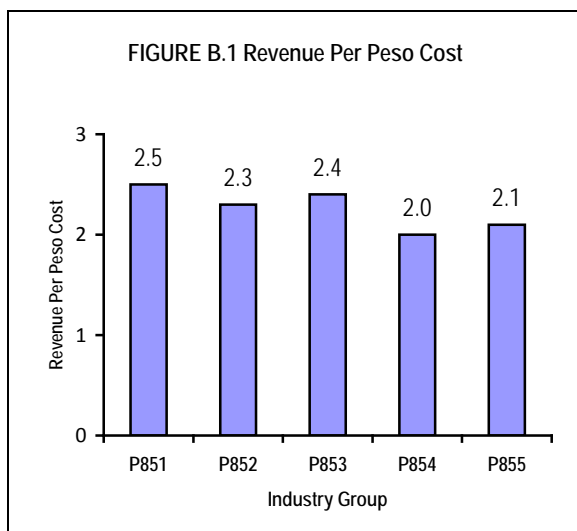
Subsidies in 2010 reached PHP1.6 billion with the government providing grants to all the industries in the sector. Higher education received the highest grant amounting to PHP812.0 million (50.1%), followed by secondary/high school education with PHP730.4 million or 45.0 percent. Other education services received the least subsidy from the government with PHP12.0 million or 0.7 percent of the total.

**FIGURE A Productivity Indicators for Private Education Establishments  
with Total Employment of 20 and Over: 2010**



P851 Pre-primary/pre-school education  
 P852 Primary/elementary education  
 P853 Secondary/high school education  
 P854 Higher education  
 P855 Other education services

**FIGURE B Productivity Indicators for Private Education Establishments  
with Total Employment of Less Than 20: 2010**



P851 Pre-primary/pre-school education  
 P852 Primary/elementary education  
 P853 Secondary/high school education  
 P854 Higher education  
 P855 Other education services

TABLE A Summary Statistics for Private Education Establishments for All Employment Sizes  
by Industry Group: Philippines, 2010

(Value in thousand pesos. Details may not add-up to total due to rounding and/or statistical disclosure control)

2009 PSIC Code	Industry Description	Number of Establishments	Employment as of November 15		Total Compensation	Total Revenue
			Total	Paid Employees		
		(1)	(2)	(3)	(4)	(5)
	<b>Philippines</b>	<b>9,949</b>	<b>315,676</b>	<b>306,648</b>	<b>59,999,495</b>	<b>135,688,145</b>
P851	Pre-primary/pre-school education	1,996	20,957	19,595	1,934,188	3,878,363
P852	Primary/elementary education	1,741	30,789	29,426	3,764,340	8,413,176
P853	Secondary/high school education	2,547	83,263	80,507	13,883,359	26,128,253
P854	Higher education	2,583	168,614	165,910	38,302,687	88,819,691
P855	Other education services	1,082	12,052	11,211	2,114,921	8,448,663

1994 PSIC Code	Industry Description	Total Cost	Value Added	Gross Additions to Tangible Fixed Assets	Change in Inventories	Subsidies
		(6)	(7)	(8)	(9)	(10)
	<b>Philippines</b>	<b>53,902,615</b>	<b>93,939,084</b>	<b>13,334,808</b>	<b>(35,836)</b>	<b>1,621,781</b>
P851	Pre-primary/pre-school education	1,499,143	2,673,023	180,867	(2,552)	13,982
P852	Primary/elementary education	3,563,987	5,583,202	637,631	(52,948)	53,347
P853	Secondary/high school education	9,313,581	19,161,465	2,497,797	4,481	730,430
P854	Higher education	35,188,825	61,776,089	9,774,353	67,076	811,998
P855	Other education services	4,337,079	4,745,302	244,159	(51,894)	12,025

TABLE B Summary Statistics for Private Education Establishments with Total Employment of 20 and Over  
by Industry Group: Philippines, 2010

(Value in thousand pesos. Details may not add-up to total due to rounding and/or statistical disclosure control)

2009 PSIC Code	Industry Description	Number of Establishments	Employment as of November 15		Total Compensation	Total Revenue
			Total	Paid Employees		
		(1)	(2)	(3)	(4)	(5)
	<b>Philippines</b>	<b>3,000</b>	<b>236,245</b>	<b>232,300</b>	<b>52,527,404</b>	<b>116,069,848</b>
P851	Pre-primary/pre-school education	143	4,541	4,468	598,612	1,349,574
P852	Primary/elementary education	308	11,941	11,511	2,032,193	4,613,553
P853	Secondary/high school education	1,242	63,595	61,917	12,095,215	23,316,258
P854	Higher education	1,209	151,272	149,552	36,647,953	83,604,572
P855	Other education services	98	4,896	4,851	1,153,431	3,185,890

2009 PSIC Code	Industry Description	Total Cost	Value Added	Gross Additions to Tangible Fixed Assets	Change in Inventories	Subsidies
		(6)	(7)	(8)	(9)	(10)
	<b>Philippines</b>	<b>44,968,326</b>	<b>81,728,934</b>	<b>11,866,397</b>	<b>65,494</b>	<b>1,038,518</b>
P851	Pre-primary/pre-school education	481,315	978,271	46,213	494	7,076
P852	Primary/elementary education	1,917,276	3,104,224	229,394	3,728	6,660
P853	Secondary/high school education	8,159,545	17,228,802	2,035,118	1,071	283,243
P854	Higher education	32,583,663	58,714,218	9,115,230	72,265	735,815
P855	Other education services	1,826,526	1,703,419	440,442	(12,064)	5,725

TABLE C Summary Statistics for Private Education Establishments with Total Employment of Less Than 20  
by Industry Group: Philippines, 2010

(Value in thousand pesos. Details may not add-up to total due to rounding and/or statistical disclosure control)

2009 PSIC Code	Industry Description	Number of Establishments	Employment as of November 15		Total Compensation	Total Revenue
			Total	Paid Employees		
		(1)	(2)	(3)	(4)	(5)
	<b>Philippines</b>	<b>6,949</b>	<b>79,431</b>	<b>74,349</b>	<b>7,472,091</b>	<b>19,618,298</b>
P851	Pre-primary/pre-school education	1,853	16,416	15,127	1,335,576	2,528,789
P852	Primary/elementary education	1,433	18,848	17,915	1,732,146	3,799,623
P853	Secondary/high school education	1,305	19,667	18,589	1,788,144	2,811,994
P854	Higher education	1,374	17,343	16,358	1,654,734	5,215,118
P855	Other education services	984	7,157	6,360	961,490	5,262,773

2009 PSIC Code	Industry Description	Total Cost	Value Added	Gross Additions to Tangible Fixed Assets	Change in Inventories	Subsidies
		(6)	(7)	(8)	(9)	(10)
	<b>Philippines</b>	<b>8,934,288</b>	<b>12,210,148</b>	<b>1,468,411</b>	<b>(101,330)</b>	<b>583,263</b>
P851	Pre-primary/pre-school education	1,017,827	1,694,752	134,654	(3,046)	6,906
P852	Primary/elementary education	1,646,711	2,478,980	408,237	(56,675)	46,687
P853	Secondary/high school education	1,154,036	1,932,666	462,679	3,410	447,187
P854	Higher education	2,605,162	3,061,868	659,123	(5,189)	76,183
P855	Other education services	2,510,553	3,041,880	(196,283)	(39,830)	6,300

TABLE D Summary Statistics for Private Education Establishments with Total Employment of 20 and Over  
by Region and Industry Sub-Class: Philippines, 2010

(Value in thousand pesos. Details may not add-up to total due to rounding and/or statistical disclosure control)

Region	Number of Establishments	Employment as of November 15		Total Compensation	Total Revenue
		Total	Paid Employees		
	(1)	(2)	(3)	(4)	(5)
<b>PHILIPPINES</b>	<b>3,000</b>	<b>236,245</b>	<b>232,300</b>	<b>52,527,404</b>	<b>116,069,848</b>
National Capital Region	738	79,358	77,975	24,267,604	56,397,910
Cordillera Administrative Region	54	6,294	6,273	1,632,918	4,105,499
I - Ilocos Region	145	9,838	9,793	1,301,256	2,672,211
II - Cagayan Valley	85	5,838	5,803	1,017,931	2,124,938
III - Central Luzon	358	21,263	21,091	3,589,454	7,464,721
IVA - CALABARZON	521	31,903	31,656	6,233,963	13,577,802
IVB - MIMAROPA	43	2,197	2,139	300,459	536,966
V - Bicol Region	132	8,830	8,603	1,367,212	2,393,868
VI - Western Visayas	196	14,418	14,232	2,963,989	5,185,093
VII - Central Visayas	198	17,525	16,958	3,822,158	8,380,685
VIII - Eastern Visayas	73	4,299	4,164	549,506	1,023,630
IX - Zamboanga Peninsula	59	4,552	4,541	652,556	1,404,878
X - Northern Mindanao	108	8,663	8,277	1,410,451	3,217,498
XI - Davao Region	116	10,424	10,322	1,871,020	4,470,787
XII - SOCCSKSARGEN	96	6,065	5,872	954,559	1,928,138
XIII - Caraga	45	2,820	2,726	403,553	963,352
Autonomous Region in Muslim Mindanao	33	1,959	1,874	188,816	221,871

Region	Total Cost	Value Added	Gross Additions to Tangible Fixed Assets	Change in Inventories	Subsidies
	(6)	(7)	(8)	(9)	(10)
<b>PHILIPPINES</b>	<b>44,968,326</b>	<b>81,728,934</b>	<b>11,866,397</b>	<b>65,494</b>	<b>1,038,518</b>
National Capital Region	22,956,790	38,251,471	6,098,137	38,313	559,617
Cordillera Administrative Region	964,605	3,411,662	225,521	3,913	8,764
I - Ilocos Region	1,033,165	1,885,198	213,275	-5,252	44,318
II - Cagayan Valley	720,214	1,599,146	387,419	-6,503	37,358
III - Central Luzon	2,894,855	5,221,838	779,262	-5,236	61,481
IVA - CALABARZON	5,583,814	9,479,748	1,403,037	3,083	25,277
IVB - MIMAROPA	199,050	392,541	49,311	2,407	32,047
V - Bicol Region	796,785	1,831,355	151,164	-139	26,126
VI - Western Visayas	1,837,924	3,844,321	427,788	12,467	17,171
VII - Central Visayas	3,110,483	6,072,875	740,303	320	23,783
VIII - Eastern Visayas	298,518	823,794	51,708	-2,275	50,353
IX - Zamboanga Peninsula	437,711	1,082,599	72,643	-324	29,899
X - Northern Mindanao	1,394,593	2,207,728	396,657	-4,975	13,597
XI - Davao Region	1,591,974	3,301,963	455,914	27,799	9,043
XII - SOCCSKSARGEN	735,494	1,421,834	310,512	1,207	67,757
XIII - Caraga	350,736	720,127	52,258	79	13,020
Autonomous Region in Muslim Mindanao	61,617	180,733	51,490	610	18,907



# **Statistical Tables**

**for**

**All Employment Sizes**

**National Tables**

TABLE 1 Summary Statistics for Private Education Establishments for All Employment Sizes by Industry Sub-Class: Philippines, 2010

(Value in thousand pesos. Details may not add-up to total due to rounding and/or statistical disclosure control)

2009 PSIC Code	Industry Description	Number of Establishments	Employment as of November 15		Total Compensation	Total Revenue
			Total	Paid Employees		
		(1)	(2)	(3)	(4)	(5)
	<b>PHILIPPINES</b>	<b>9,949</b>	<b>315,676</b>	<b>306,648</b>	<b>59,999,495</b>	<b>135,688,145</b>
P85112	Private pre-primary/pre-school Private Education for children without special needs	1,996	20,957	19,595	1,934,188	3,878,363
P85212	Private primary/elementary Private Education for children without special needs	1,717	30,539	29,196	3,744,124	8,312,000
P85222	Private primary/elementary Private Education for children with special needs	24	250	230	20,215	101,176
P85312	Private general secondary Private Education	2,519	82,850	80,123	13,842,692	26,051,204
P85322	Private general secondary Private Education for children with special needs	8	148	148	14,206	21,231
P85332	Private technical and vocational secondary Private Education for children without special needs	20	265	236	26,461	55,818
P85402	Private higher Private Education	2,583	168,614	165,910	38,302,687	88,819,691
P85510	Sports and recreation Private Education	21	129	129	11,521	34,255
P85520	Cultural Private Education	25	135	114	12,571	24,686
P85592	Other private Private Education, n.e.c.	1,036	11,789	10,968	2,090,829	8,389,721

2009 PSIC Code	Industry Description	Total Cost	Value Added	Gross Additions to Tangible Fixed Assets	Change in Inventories	Subsidies
		(6)	(7)	(8)	(9)	(10)
	<b>PHILIPPINES</b>	<b>53,902,615</b>	<b>93,939,084</b>	<b>13,334,808</b>	<b>(35,836)</b>	<b>1,621,781</b>
P85112	Private pre-primary/pre-school Private Education for children without special needs	1,499,143	2,673,023	180,867	(2,552)	13,982
P85212	Private primary/elementary Private Education for children without special needs	3,494,758	5,547,468	637,505	(52,948)	53,230
P85222	Private primary/elementary Private Education for children with special needs	69,229	35,733	127	-	117
P85312	Private general secondary Private Education	9,292,710	19,100,886	2,490,159	4,479	730,430
P85322	Private general secondary Private Education for children with special needs	2,483	18,891	1,181	(2)	-
P85332	Private technical and vocational secondary Private Education for children without special needs	18,389	41,691	6,457	4	-
P85402	Private higher Private Education	35,188,825	61,776,089	9,774,353	67,076	811,998
P85510	Sports and recreation Private Education	17,901	19,065	2,238	(283)	-
P85520	Cultural Private Education	21,083	7,139	571	-	-
P85592	Other private Private Education, n.e.c.	4,298,095	4,719,100	241,351	(51,610)	12,025

TABLE 2 Number of Establishments and Employment by Type and Sex for Private Education Establishments  
for All Employment Sizes by Industry Sub-Class: Philippines, 2010

(Details may not add-up to total due to rounding and/or statistical disclosure control)

2009 PSIC Code	Industry Description	Number of Establishments	Employment as of November 15					
			Total		Paid		Unpaid	
			Male	Female	Male	Female	Male	Female
		(1)	(2)	(3)	(4)	(5)	(6)	(7)
PHILIPPINES		9,949	115,529	200,147	111,704	194,944	3,824	5,203
P85112	Private pre-primary/pre-school education for children without special needs	1,996	4,932	16,025	4,358	15,237	574	788
P85212	Private primary/elementary education for children without special needs	1,717	7,848	22,691	7,243	21,953	605	738
P85222	Private primary/elementary education for children with special needs	24	45	205	43	187	2	18
P85312	Private general secondary education	2,519	24,946	57,904	24,022	56,101	924	1,803
P85322	Private general secondary education for children with special needs	8	52	96	52	96	-	-
P85332	Private technical and vocational secondary education for children without special needs	20	107	158	107	129	-	29
P85402	Private higher education	2,583	71,905	96,710	70,643	95,267	1,261	1,443
P85510	Sports and recreation education	21	101	28	101	28	-	-
P85520	Cultural education	25	48	87	39	75	9	11
P85592	Other private education, n.e.c.	1,036	5,544	6,244	5,096	5,872	448	373

TABLE 3 Number of Establishments and Compensation of Paid Employees for Private Education Establishments  
for All Employment Sizes by Industry Sub-Class: Philippines, 2010

(Value in thousand pesos. Details may not add-up to total due to rounding and/or statistical disclosure control)

2009 PSIC Code	Industry Description	Number of Establishments	Compensation			
			Total	Gross Salaries and Wages	Separation, Retirement/ Terminal Pay, Gratuities, etc.	Social Contributions Paid by Employers
			(1)	(2)	(3)	(4)
PHILIPPINES		9,949	59,999,495	54,284,810	1,925,426	3,789,258
P85112	Private pre-primary/pre-school education for children without special needs	1,996	1,934,188	1,767,549	19,740	146,899
P85212	Private primary/elementary education for children without special needs	1,717	3,744,124	3,285,797	205,172	253,155
P85222	Private primary/elementary education for children with special needs	24	20,215	18,095	686	1,435
P85312	Private general secondary education	2,519	13,842,692	12,481,687	449,070	911,935
P85322	Private general secondary education for children with special needs	8	14,206	12,871	207	1,127
P85332	Private technical and vocational secondary education for children without special needs	20	26,461	24,168	199	2,094
P85402	Private higher education	2,583	38,302,687	34,739,614	1,202,133	2,360,940
P85510	Sports and recreation education	21	11,521	10,599	-	922
P85520	Cultural education	25	12,571	11,871	-	700
P85592	Other private education, n.e.c.	1,036	2,090,829	1,932,560	48,218	110,051

TABLE 4 Number of Establishments and Revenue by Type for Private Education Establishments  
for All Employment Sizes by Industry Sub-Class: Philippines, 2010

(Value in thousand pesos. Details may not add-up to total due to rounding and/or statistical disclosure control)

2009 PSIC Code	Industry Description	Number of Establishments	Revenue				
			Total	Revenue from Main Activity	Interest Income	Value of Non- Industrial Services Done for Others	Dividend Income
		(1)	(2)	(3)	(4)	(5)	(6)
PHILIPPINES		9,949	135,688,145	128,376,655	-	4,563,271	-
P85112	Private pre-primary/pre-school Private Education for children without speci	1,996	3,878,363	3,754,176	-	26,539	-
P85212	Private primary/elementary Private Education for children without special n	1,717	8,312,000	8,047,450	-	78,278	-
P85222	Private primary/elementary Private Education for children with special neec	24	101,176	99,684	-	268	-
P85312	Private general secondary Private Education	2,519	26,051,204	24,631,474	-	853,449	-
P85322	Private general secondary Private Education for children with special need:	8	21,231	21,222	-	-	-
P85332	Private technical and vocational secondary Private Education						
	for children without special needs	20	55,818	55,718	-	-	-
P85402	Private higher Private Education	2,583	88,819,691	83,424,315	-	3,552,054	-
P85510	Sports and recreation Private Education	21	34,255	22,943	-	11,312	-
P85520	Cultural Private Education	25	24,686	17,907	-	6,779	-
P85592	Other private Private Education, n.e.c.	1,036	8,389,721	8,301,765	-	34,592	-

2009 PSIC Code	Industry Description	Revenue							
		Commissions and Fees Earned	Delivery Charges Separately Invoiced to Customers	Service Charges	Value of Goods for Resale	Royalty Income	Franchise Income	Foreign Exchange Gains	Other Income
		(7)	(8)	(9)	(10)	(11)	(12)	(13)	(14)
PHILIPPINES		-	-	-	844,755	-	-	40,554	1,862,914
P85112	Private pre-primary/pre-school Private Education for children without speci	-	-	-	64,258	-	-	-	33,391
P85212	Private primary/elementary Private Education for children without special n	-	-	-	88,076	-	-	17	98,179
P85222	Private primary/elementary Private Education for children with special neec	-	-	-	-	-	-	-	1,223
P85312	Private general secondary Private Education	-	-	-	266,229	-	-	2,343	297,713
P85322	Private general secondary Private Education for children with special need:	-	-	-	-	-	-	-	9
P85332	Private technical and vocational secondary Private Education								
	for children without special needs	-	-	-	-	-	-	-	99
P85402	Private higher Private Education	-	-	-	425,084	-	-	22,368	1,395,870
P85510	Sports and recreation Private Education	-	-	-	-	-	-	-	-
P85520	Cultural Private Education	-	-	-	-	-	-	-	-
P85592	Other private Private Education, n.e.c.	-	-	-	1,109	-	-	15,826	36,430

TABLE 4.1 Number of Establishments and Revenue from Main Activity by Type of Transaction for Private Education Establishments  
for All Employment Sizes by Industry Sub-Class: Philippines, 2010

(Value in thousand pesos. Details may not add-up to total due to rounding and/or statistical disclosure control)

2009 PSIC Code	Industry Description	Number of Establishments	Revenue from Main Activity		
			Total	Transactions Within the Country	Transactions Outside the Country
		(1)	(2)	(3)	(4)
<b>PHILIPPINES</b>		<b>9,949</b>	<b>128,376,655</b>	<b>128,197,286</b>	<b>179,369</b>
P85112	Private pre-primary/pre-school education for children without special needs	1,996	3,754,176	3,728,723	25,453
P85212	Private primary/elementary education for children without special needs	1,717	8,047,450	8,047,450	-
P85222	Private primary/elementary education for children with special needs	24	99,684	99,684	-
P85312	Private general secondary education	2,519	24,631,474	24,612,773	18,701
P85322	Private general secondary education for children with special needs	8	21,222	21,222	-
P85332	Private technical and vocational secondary education for children without special needs	20	55,718	55,718	-
P85402	Private higher education	2,583	83,424,315	83,377,795	46,520
P85510	Sports and recreation education	21	22,943	22,943	-
P85520	Cultural education	25	17,907	17,907	-
P85592	Other private education, n.e.c.	1,036	8,301,765	8,213,070	88,695

TABLE 4.2 Number of Establishments and Non-Industrial Services Done for Others by Private Education Establishments  
for All Employment Sizes by Industry Sub-Class: Philippines, 2010

(Value in thousand pesos. Details may not add-up to total due to rounding and/or statistical disclosure control)

2009 PSIC Code	Industry Description	Number of Establishments	Value of Non-Industrial Services Done for Others				
			Total	Rent Income from Land	Rental Income from Building and Structures	Other Rental Income	Other Non- Industrial Services Done for Others
		(1)	(2)	(3)	(4)	(5)	(6)
<b>PHILIPPINES</b>		<b>9,949</b>	<b>4,563,271</b>	<b>-</b>	<b>412,805</b>	<b>430,102</b>	<b>3,720,364</b>
P85112	Private pre-primary/pre-school education for children without special needs	1,996	26,539	-	950	345	25,243
P85212	Private primary/elementary education for children without special needs	1,717	78,278	-	2,987	7,891	67,399
P85222	Private primary/elementary education for children with special needs	24	268	-	-	-	268
P85312	Private general secondary education	2,519	853,449	-	23,289	51,369	778,792
P85322	Private general secondary education for children with special needs	8	-	-	-	-	-
P85332	Private technical and vocational secondary education for children without special needs	20	-	-	-	-	-
P85402	Private higher education	2,583	3,552,054	-	361,439	367,953	2,822,662
P85510	Sports and recreation education	21	11,312	-	8,780	2,532	-
P85520	Cultural education	25	6,779	-	6,779	-	-
P85592	Other private education, n.e.c.	1,036	34,592	-	8,581	11	26,000

TABLE 5 Number of Establishments and Cost by Type for Private Education Establishments  
for All Employment Sizes by Industry Sub-Class: Philippines, 2010

(Value in thousand pesos. Details may not add-up to total due to rounding and/or statistical disclosure control)

2009 PSIC Code	Industry Description	Number of Establishments	Cost			
			Total	Materials and Supplies Purchased	Fuels, Lubricants, Oils and Greases Purchased	Electricity and Water Purchased
			(1)	(2)	(3)	(4)
PHILIPPINES		9,949	53,902,615	8,420,519	731,095	7,155,000
P85112	Private pre-primary/pre-school education for children without special needs	1,996	1,499,143	328,353	32,942	237,322
P85212	Private primary/elementary education for children without special needs	1,717	3,494,758	696,758	48,004	433,995
P85222	Private primary/elementary education for children with special needs	24	69,229	36,277	-	1,210
P85312	Private general secondary education	2,519	9,292,710	1,665,509	126,276	1,376,250
P85322	Private general secondary education for children with special needs	8	2,483	423	244	937
P85332	Private technical and vocational secondary education for children without special needs	20	18,389	2,512	295	2,154
P85402	Private higher education	2,583	35,188,825	5,091,768	397,640	4,667,738
P85510	Sports and recreation education	21	17,901	1,698	787	4,241
P85520	Cultural education	25	21,083	1,429	783	4,956
P85592	Other private education, n.e.c.	1,036	4,298,095	595,792	124,125	426,196

2009 PSIC Code	Industry Description	Cost					
		Industrial Services Done by Others	Non- Industrial Services Done by Others	Interest Expense	Goods Purchased for Resale	Taxes on Product and Production	Research and Experimental Development
		(6)	(7)	(8)	(9)	(10)	(11)
PHILIPPINES		1,964,461	19,882,594	1,197,231	676,188	513,460	805,602
P85112	Private pre-primary/pre-school education for children without special needs	59,760	451,764	26,388	52,288	30,852	1,143
P85212	Private primary/elementary education for children without special needs	133,032	1,239,718	124,671	70,947	43,163	4,543
P85222	Private primary/elementary education for children with special needs	517	19,829	2	-	82	-
P85312	Private general secondary education	477,716	2,798,244	207,502	212,211	71,649	50,174
P85322	Private general secondary education for children with special needs	86	648	2	-	39	-
P85332	Private technical and vocational secondary education for children without special needs	367	8,695	290	-	477	-
P85402	Private higher education	1,188,473	12,970,114	797,111	335,577	269,883	748,027
P85510	Sports and recreation education	553	7,628	-	-	1,336	-
P85520	Cultural education	20	10,359	-	-	976	-
P85592	Other private education, n.e.c.	103,935	2,375,595	41,265	5,165	95,004	1,716

TABLE 5 Number of Establishments and Cost by Type for Private Education Establishments  
for All Employment Sizes by Industry Sub-Class: Philippines, 2010 (Concluded)

(Value in thousand pesos. Details may not add-up to total due to rounding and/or statistical disclosure control)

2009 PSIC Code	Industry Description	Cost					
		Environmental Protection Expense	Royalty Fee	Franchise Fee	Foreign Exchange Losses	Bad and Doubtful Debts	Depreciation of Fixed Assets
		(12)	(13)	(14)	(15)	(16)	(17)
	<b>PHILIPPINES</b>	<b>26,799</b>	<b>-</b>	<b>81,999</b>	<b>265,572</b>	<b>1,075,960</b>	<b>8,842,787</b>
P85112	Private pre-primary/pre-school Private Education for children without special	667	-	1,400	-	25,778	210,281
P85212	Private primary/elementary Private Education for children without special ne	190	-	-	661	42,457	567,820
P85222	Private primary/elementary Private Education for children with special needs	-	-	-	-	3,703	7,609
P85312	Private general secondary Private Education	5,324	-	-	5,024	195,062	1,830,878
P85322	Private general secondary Private Education for children with special needs	-	-	-	-	104	-
P85332	Private technical and vocational secondary Private Education for children without special needs	-	-	-	-	153	3,337
P85402	Private higher Private Education	19,714	-	61,875	185,483	773,178	5,886,096
P85510	Sports and recreation Private Education	-	-	-	-	1,657	-
P85520	Cultural Private Education	-	-	-	-	2,561	-
P85592	Other private Private Education, n.e.c.	905	-	18,723	74,404	39,332	336,352

TABLE 5.1 Number of Establishments and Cost of Industrial Services Done by Others for Private Education Establishments  
for All Employment Sizes by Industry Sub-Class: Philippines, 2010

(Value in thousand pesos. Details may not add-up to total due to rounding and/or statistical disclosure control)

2009 PSIC Code	Industry Description	Number of Establishments	Industrial Services Done by Others		
			Total	Contract and Commission Work	Other Industrial Services
			(2)	(3)	(4)
	<b>PHILIPPINES</b>	<b>9,949</b>	<b>1,964,461</b>	<b>-</b>	<b>1,964,461</b>
P85112	Private pre-primary/pre-school Private Education for children without special	1,996	59,760	-	59,760
P85212	Private primary/elementary Private Education for children without special ne	1,717	133,032	-	133,032
P85222	Private primary/elementary Private Education for children with special needs	24	517	-	517
P85312	Private general secondary Private Education	2,519	477,716	-	477,716
P85322	Private general secondary Private Education for children with special needs	8	86	-	86
P85332	Private technical and vocational secondary Private Education for children without special needs	20	367	-	367
P85402	Private higher Private Education	2,583	1,188,473	-	1,188,473
P85510	Sports and recreation Private Education	21	553	-	553
P85520	Cultural Private Education	25	20	-	20
P85592	Other private Private Education, n.e.c.	1,036	103,935	-	103,935

TABLE 5.2 Number of Establishments and Cost of Non-Industrial Services Done by Others for Private Education Establishments  
for All Employment Sizes by Industry Sub-Class: Philippines, 2010

(Value in thousand pesos. Details may not add-up to total due to rounding and/or statistical disclosure control)

2009 PSIC Code	Industry Description	Number of Establishments	Non-Industrial Services Done by Others				
			Total	Rent Expense for Land	Rental Expense for Building and Structures	Other Rental Expense	Other Non- Industrial Services
			(1)	(2)	(3)	(4)	(5)
PHILIPPINES		9,949	19,882,594	355,231	2,900,291	291,532	16,335,541
P85112	Private pre-primary/pre-school education for children without special need	1,996	451,764	3,887	108,482	12,091	327,304
P85212	Private primary/elementary education for children without special needs	1,717	1,239,718	6,028	149,018	7,628	1,077,043
P85222	Private primary/elementary education for children with special needs	24	19,829	-	432	1,584	17,813
P85312	Private general secondary education	2,519	2,798,244	77,475	244,978	76,421	2,399,370
P85322	Private general secondary education for children with special needs	8	648	-	-	-	648
P85332	Private technical and vocational secondary education for children without special needs	20	8,695	-	2,155	-	6,540
P85402	Private higher education	2,583	12,970,114	261,422	1,643,251	180,002	10,885,439
P85510	Sports and recreation education	21	7,628	-	1,188	9	6,431
P85520	Cultural education	25	10,359	-	3,918	258	6,183
P85592	Other private education, n.e.c.	1,036	2,375,595	6,418	746,869	13,538	1,608,770

TABLE 6 Number of Establishments and Capital Expenditures of Tangible Fixed Assets by Type for Private Education Establishments  
for All Employment Sizes by Industry Sub-Class: Philippines, 2010

(Value in thousand pesos. Details may not add-up to total due to rounding and/or statistical disclosure control)

2009 PSIC Code	Industry Description	Number of Establishments	Capital Expenditures of Tangible Fixed Assets			
			Total	Land	Buildings, Other Structures and Land Improvements	Transport Equipment
			(1)	(2)	(3)	(4)
PHILIPPINES		9,949	13,764,185	1,203,599	8,205,243	392,910
P85112	Private pre-primary/pre-school education for children without special need	1,996	186,446	34,831	67,571	7,071
P85212	Private primary/elementary education for children without special needs	1,717	643,311	111,558	364,937	36,143
P85222	Private primary/elementary education for children with special needs	24	127	-	127	-
P85312	Private general secondary education	2,519	2,498,450	214,751	1,693,610	84,641
P85322	Private general secondary education for children with special needs	8	1,181	300	672	-
P85332	Private technical and vocational secondary education for children without special needs	20	6,457	5,513	548	-
P85402	Private higher education	2,583	9,790,335	831,212	5,742,920	182,891
P85510	Sports and recreation education	21	2,238	-	800	183
P85520	Cultural education	25	571	-	-	-
P85592	Other private education, n.e.c.	1,036	635,070	5,433	334,058	81,980



TABLE 6 Number of Establishments and Capital Expenditures of Tangible Fixed Assets by Type for Private Education Establishments for All Employment Sizes by Industry Sub-Class: Philippines, 2010 (Concluded)

(Value in thousand pesos. Details may not add-up to total due to rounding and/or statistical disclosure control)

2009 PSIC Code	Industry Description	Capital Expenditures of Tangible Fixed Assets			
		ICT Machinery and Equipment	Other Machinery and Equipment	Valuables	Other Tangible Fixed Assets
		(6)	(7)	(8)	(9)
PHILIPPINES		1,349,806	2,005,264	6,986	600,078
P85112	Private pre-primary/pre-school education for children without special need	13,326	61,826	-	1,820
P85212	Private primary/elementary education for children without special needs	55,255	49,319	-	26,099
P85222	Private primary/elementary education for children with special needs	-	-	-	-
P85312	Private general secondary education	165,740	284,938	74	54,695
P85322	Private general secondary education for children with special needs	118	90	-	-
P85332	Private technical and vocational secondary education for children without special needs	92	304	-	-
P85402	Private higher education	1,056,726	1,561,134	6,912	408,241
P85510	Sports and recreation education	-	1,095	-	160
P85520	Cultural education	571	-	-	-
P85592	Other private education, n.e.c.	57,977	46,558	-	109,064

TABLE 6.2 Number of Establishments and Capital Expenditures for Tangible Fixed Assets by Mode of Acquisition for Private Education Establishments for All Employment Sizes by Industry Sub-Class: Philippines, 2010

(Value in thousand pesos. Details may not add-up to total due to rounding and/or statistical disclosure control)

2009 PSIC Code	Industry Description	Number of Establishments	Capital Expenditures for Tangible Fixed Assets by Mode of Acquisition				
			Total	New Tangible Fixed Assets	Major Alterations and Improvements on Tangible Fixed Assets	Land and Used Tangible Fixed Assets	Tangible Fixed Produced on Own Account
		(1)	(2)	(3)	(4)	(5)	(6)
PHILIPPINES		9,949	13,764,185	4,646,342	7,668,086	1,114,829	334,928
P85112	Private pre-primary/pre-school education for children without special need	1,996	186,446	89,611	58,435	35,344	3,056
P85212	Private primary/elementary education for children without special needs	1,717	643,311	251,916	338,793	48,183	4,419
P85222	Private primary/elementary education for children with special needs	24	127	0	127	0	0
P85312	Private general secondary education	2,519	2,498,450	939,515	1,303,355	225,441	30,138
P85322	Private general secondary education for children with special needs	8	1,181	208	672	300	0
P85332	Private technical and vocational secondary education for children without special needs	20	6,457	396	548	5,513	0
P85402	Private higher education	2,583	9,790,335	3,158,192	5,653,791	789,588	188,764
P85510	Sports and recreation education	21	2,238	2,238	0	0	0
P85520	Cultural education	25	571	571	0	0	0
P85592	Other private education, n.e.c.	1,036	635,070	203,695	312,365	10,459	108,551

TABLE 6.3 Number of Establishments and Capital Expenditures for Intangible Assets by Type for Private Education Establishments for All Employment Sizes by Industry Sub-Class: Philippines, 2010

(Value in thousand pesos. Details may not add-up to total due to rounding and/or statistical disclosure control)

2009 PSIC Code	Industry Description	Number of Establishments	Capital Expenditures for Intangible Assets				
			Total	Intangible Non- Produced Assets	Computer Software and Data Bases	Entertainment, Literary and Artistic Originals	Other Intangible Assets
			(1)	(2)	(3)	(4)	(5)
PHILIPPINES		9,949	207,311	46,135	116,312	11,323	33,542
P85112	Private pre-primary/pre-school education for children without special needs	1,996	4,151	207	1,914	2,029	-
P85212	Private primary/elementary education for children without special needs	1,717	559	-	559	-	-
P85222	Private primary/elementary education for children with special needs	24	-	-	-	-	-
P85312	Private general secondary education	2,519	57,873	19,411	31,115	5,327	2,020
P85322	Private general secondary education for children with special needs	8	50	-	50	-	-
P85332	Private technical and vocational secondary education for children without special needs	20	-	-	-	-	-
P85402	Private higher education	2,583	137,762	22,316	82,029	1,896	31,522
P85510	Sports and recreation education	21	-	-	-	-	-
P85520	Cultural education	25	-	-	-	-	-
P85592	Other private education, n.e.c.	1,036	6,915	4,200	644	2,070	-

TABLE 7 Number of Establishments and Gross Additions to Tangible Fixed Assets for Private Education Establishments for All Employment Sizes by Industry Sub-Class: Philippines, 2010

(Value in thousand pesos. Details may not add-up to total due to rounding and/or statistical disclosure control)

2009 PSIC Code	Industry Description	Number of Establishments	Gross Additions to Tangible Fixed Assets	Capital Expenditures for Tangible Fixed Assets	Sale of Tangible Fixed Assets
		(1)	(2)	(3)	(4)
PHILIPPINES		9,949	13,334,508	13,764,185	429,377
P85112	Private pre-primary/pre-school education for children without special needs	1,996	180,867	186,446	5,579
P85212	Private primary/elementary education for children without special needs	1,717	637,505	643,311	5,807
P85222	Private primary/elementary education for children with special needs	24	127	127	-
P85312	Private general secondary education	2,519	2,490,159	2,498,450	8,291
P85322	Private general secondary education for children with special needs	8	1,181	1,181	-
P85332	Private technical and vocational secondary education for children without special needs	20	6,457	6,457	-
P85402	Private higher education	2,583	9,774,053	9,790,335	15,981
P85510	Sports and recreation education	21	2,238	2,238	-
P85520	Cultural education	25	571	571	-
P85592	Other private education, n.e.c.	1,036	241,351	635,070	393,719

TABLE 7.1 Number of Establishments and Sale of Tangible Fixed Assets by Type for Private Education Establishments  
for All Employment Sizes by Industry Sub-Class: Philippines, 2010

(Value in thousand pesos. Details may not add-up to total due to rounding and/or statistical disclosure control)

2009 PSIC Code	Industry Description	Number of Establishments	Sale of Tangible Fixed Assets			
			Total	Land	Buildings, Other Structures and Land Improvements	Transport Equipment
			(1)	(2)	(3)	(4)
PHILIPPINES		9,949	429,377	6,975	1,460	411,423
P85112	Private pre-primary/pre-school education for children without special needs	1,996	5,579	-	-	5,579
P85212	Private primary/elementary education for children without special needs	1,717	5,807	-	-	3,208
P85222	Private primary/elementary education for children with special needs	24	-	-	-	-
P85312	Private general secondary education	2,519	8,291	6,700	-	1,381
P85322	Private general secondary education for children with special needs	8	-	-	-	-
P85332	Private technical and vocational secondary education for children without special needs	20	-	-	-	-
P85402	Private higher education	2,583	15,981	275	1,460	7,757
P85510	Sports and recreation education	21	-	-	-	-
P85520	Cultural education	25	-	-	-	-
P85592	Other private education, n.e.c.	1,036	393,719	-	-	393,498

2009 PSIC Code	Industry Description	Sale of Tangible Fixed Assets			
		ICT Machinery and Equipment	Other Machinery and Equipment	Valuables	Other Tangible Fixed Assets
		(6)	(7)	(8)	(9)
<b>PHILIPPINES</b>		<b>2,828</b>	<b>6,641</b>	<b>-</b>	<b>49</b>
P85112	Private pre-primary/pre-school education for children without special needs	-	-	-	-
P85212	Private primary/elementary education for children without special needs	-	2,599	-	-
P85222	Private primary/elementary education for children with special needs	-	-	-	-
P85312	Private general secondary education	-	209	-	-
P85322	Private general secondary education for children with special needs	-	-	-	-
P85332	Private technical and vocational secondary education for children without special needs	-	-	-	-
P85402	Private higher education	2,818	3,622	-	49
P85510	Sports and recreation education	-	-	-	-
P85520	Cultural education	-	-	-	-
P85592	Other private education, n.e.c.	10	210	-	-

TABLE 7.2 Number of Establishments and Losses and Damages to Tangible Fixed Assets by Type for Private Education Establishments  
for All Employment Sizes by Industry Sub-Class: Philippines, 2010

(Value in thousand pesos. Details may not add-up to total due to rounding and/or statistical disclosure control)

2009 PSIC Code	Industry Description	Number of Establishments	Losses and Damages to Tangible Fixed Assets			
			Total	Land	Buildings, Other Structures and Land Improvements	Transport Equipment
		(1)	(2)	(3)	(4)	(5)
PHILIPPINES		9,949	58,810	1,039	26,086	7,067
P85112	Private pre-primary/pre-school education for children without special needs	1,996	2,873	-	2,705	-
P85212	Private primary/elementary education for children without special needs	1,717	1,668	-	1,560	-
P85222	Private primary/elementary education for children with special needs	24	89	-	-	-
P85312	Private general secondary education	2,519	24,659	-	18,248	-
P85322	Private general secondary education for children with special needs	8	-	-	-	-
P85332	Private technical and vocational secondary education for children without special needs	20	-	-	-	-
P85402	Private higher education	2,583	29,522	1,039	3,573	7,067
P85510	Sports and recreation education	21	-	-	-	-
P85520	Cultural education	25	-	-	-	-
P85592	Other private education, n.e.c.	1,036	-	-	-	-

2009 PSIC Code	Industry Description	Losses and Damages to Tangible Fixed Assets			
		ICT Machinery and Equipment	Other Machinery and Equipment	Valuables	Other Tangible Fixed Assets
		(6)	(7)	(8)	(9)
<b>PHILIPPINES</b>		<b>17,516</b>	<b>5,851</b>	<b>-</b>	<b>1,251</b>
P85112	Private pre-primary/pre-school education for children without special needs	168	-	-	-
P85212	Private primary/elementary education for children without special needs	108	-	-	-
P85222	Private primary/elementary education for children with special needs	89	-	-	-
P85312	Private general secondary education	365	4,794	-	1,251
P85322	Private general secondary education for children with special needs	-	-	-	-
P85332	Private technical and vocational secondary education for children without special needs	-	-	-	-
P85402	Private higher education	16,786	1,057	-	-
P85510	Sports and recreation education	-	-	-	-
P85520	Cultural education	-	-	-	-
P85592	Other private education, n.e.c.	-	-	-	-

TABLE 8 Number of Establishments and Book Value of Tangible Fixed Assets by Type for Private Education Establishments  
for All Employment Sizes by Industry Sub-Class: Philippines, 2010

(Value in thousand pesos. Details may not add-up to total due to rounding and/or statistical disclosure control)

2009 PSIC Code	Industry Description	Number of Establishments	Book Value of Tangible Fixed Assets			
			Total	Land	Buildings, Other Structures and Land Improvements	Transport Equipment
			(1)	(2)	(3)	(4)
PHILIPPINES		9,949	155,937,211	41,812,668	91,074,475	3,194,180
P85112	Private pre-primary/pre-school education for children without special needs	1,996	4,857,007	1,935,985	2,301,029	145,182
P85212	Private primary/elementary education for children without special needs	1,717	11,670,880	3,433,601	6,955,550	434,770
P85222	Private primary/elementary education for children with special needs	24	47,898	10,603	28,989	935
P85312	Private general secondary education	2,519	30,375,846	5,646,733	20,061,073	606,472
P85322	Private general secondary education for children with special needs	8	5,794	1,410	3,355	-
P85332	Private technical and vocational secondary education for children without special needs	20	73,008	18,623	36,944	1,831
P85402	Private higher education	2,583	105,187,478	30,264,900	59,928,869	1,536,314
P85510	Sports and recreation education	21	22,408	8,790	9,391	479
P85520	Cultural education	25	97,549	9,235	80,989	6,037
P85592	Other private education, n.e.c.	1,036	3,599,345	482,787	1,668,284	462,160

2009 PSIC Code	Industry Description	Book Value of Tangible Fixed Assets			
		ICT Machinery and Equipment	Other Machinery and Equipment	Valuables	Other Tangible Fixed Assets
		(6)	(7)	(8)	(9)
PHILIPPINES		6,719,529	10,281,919	34,093	2,820,348
P85112	Private pre-primary/pre-school education for children without special needs	129,111	306,525	-	39,174
P85212	Private primary/elementary education for children without special needs	339,456	425,937	1,234	80,332
P85222	Private primary/elementary education for children with special needs	3,585	2,649	-	1,137
P85312	Private general secondary education	1,391,290	2,072,667	12,525	585,085
P85322	Private general secondary education for children with special needs	686	342	-	-
P85332	Private technical and vocational secondary education for children without special needs	5,234	9,043	-	1,333
P85402	Private higher education	4,517,144	6,949,554	20,229	1,970,467
P85510	Sports and recreation education	72	3,458	-	218
P85520	Cultural education	378	909	-	-
P85592	Other private education, n.e.c.	332,571	510,835	105	142,602

TABLE 8.1 Number of Establishments and Book Value of Intangible Assets by Type for Private Education Establishments  
for All Employment Sizes by Industry Sub-Class: Philippines, 2010

(Value in thousand pesos. Details may not add-up to total due to rounding and/or statistical disclosure control)

2009 PSIC Code	Industry Description	Number of Establishments	Value of Intangible Assets as of December 31				
			Total	Intangible Non- Produced Assets	Computer Software and Data Bases	Entertainment, Literary and Artistic Originals	Other Intangible Assets
			(1)	(2)	(3)	(4)	(5)
PHILIPPINES		9,949	603,428	195,916	320,091	29,986	57,436
P85112	Private pre-primary/pre-school education for children without special needs	1,996	46,636	141	3,412	2,400	40,683
P85212	Private primary/elementary education for children without special needs	1,717	32,432	9,322	15,057	745	7,309
P85222	Private primary/elementary education for children with special needs	24	-	-	-	-	-
P85312	Private general secondary education	2,519	116,769	32,857	70,506	12,300	1,107
P85322	Private general secondary education for children with special needs	8	50	-	50	-	-
P85332	Private technical and vocational secondary education for children without special needs	20	-	-	-	-	-
P85402	Private higher education	2,583	270,219	51,062	204,069	6,749	8,338
P85510	Sports and recreation education	21	-	-	-	-	-
P85520	Cultural education	25	-	-	-	-	-
P85592	Other private education, n.e.c.	1,036	137,323	102,534	26,997	7,792	-

TABLE 9 Number of Establishments and Value of Inventories by Type for Private Education Establishments  
for All Employment Sizes by Industry Sub-Class: Philippines, 2010

(Value in thousand pesos. Details may not add-up to total due to rounding and/or statistical disclosure control)

2009 PSIC Code	Industry Description	Number of Establishments	Value of Inventories as of January 1				
			Total	Materials and Supplies	Fuels, Lubricants, Oils and Greases	Goods for Resale	Other Inventories
			(1)	(2)	(3)	(4)	(5)
PHILIPPINES		9,949	1,265,737	1,112,157	22,855	130,724	-
P85112	Private pre-primary/pre-school education for children without special needs	1,996	39,522	29,315	1,116	9,091	-
P85212	Private primary/elementary education for children without special needs	1,717	132,501	118,107	497	13,897	-
P85222	Private primary/elementary education for children with special needs	24	-	-	-	-	-
P85312	Private general secondary education	2,519	173,596	131,202	10,216	32,178	-
P85322	Private general secondary education for children with special needs	8	7	7	-	-	-
P85332	Private technical and vocational secondary education for children without special needs	20	22	22	-	-	-
P85402	Private higher education	2,583	680,520	596,326	8,861	75,333	-
P85510	Sports and recreation education	21	645	594	52	-	-
P85520	Cultural education	25	-	-	-	-	-
P85592	Other private education, n.e.c.	1,036	238,923	236,585	2,114	224	-

TABLE 9 Number of Establishments and Value of Inventories by Type for Private Education Establishments  
for All Employment Sizes by Industry Sub-Class: Philippines, 2010 (Concluded)

(Value in thousand pesos. Details may not add-up to total due to rounding and/or statistical disclosure control)

2009 PSIC Code	Industry Description	Value of Inventories as of December 31				
		Total	Materials and Supplies	Fuels, Lubricants, Oils and Greases	Goods for Resale	Other Inventories
		(7)	(8)	(9)	(10)	(11)
<b>PHILIPPINES</b>		<b>1,229,901</b>	<b>1,058,538</b>	<b>23,702</b>	<b>147,661</b>	<b>-</b>
P85112	Private pre-primary/pre-school education for children without special needs	36,970	22,527	1,145	13,298	-
P85212	Private primary/elementary education for children without special needs	79,554	65,379	281	13,893	-
P85222	Private primary/elementary education for children with special needs	-	-	-	-	-
P85312	Private general secondary education	178,075	128,313	9,357	40,405	-
P85322	Private general secondary education for children with special needs	5	5	-	-	-
P85332	Private technical and vocational secondary education for children without special needs	26	26	-	-	-
P85402	Private higher education	747,596	656,521	11,664	79,411	-
P85510	Sports and recreation education	362	273	89	-	-
P85520	Cultural education	-	-	-	-	-
P85592	Other private education, n.e.c.	187,313	185,493	1,166	653	-

TABLE 10 Number of Reporting Establishments and Nationality with Highest Capital Participation Rate as of December 31 for Private Education Establishments  
for All Employment Sizes by Industry Sub-Class: Philippines, 2010

(An establishment with equal participation rate may be reported several times)

2009 PSIC Code	Industry Description	Number of Reporting Establishments	Nationality with Highest Capital Participation Rate				
			Filipino	American	British	Chinese	German
		(1)	(2)	(3)	(4)	(5)	(6)
PHILIPPINES		1,573	1,558	4	1	5	2
P85112	Private pre-primary/pre-school education for children without special needs	184	182	-	-	-	1
P85212	Private primary/elementary education for children without special needs	227	226	-	-	1	1
P85222	Private primary/elementary education for children with special needs	6	5	1	-	-	-
P85312	Private general secondary education	394	393	-	-	3	-
P85322	Private general secondary education for children with special needs	4	4	-	-	-	-
P85332	Private technical and vocational secondary education for children without special needs	8	8	-	-	-	-
P85402	Private higher education	650	648	3	-	-	-
P85510	Sports and recreation education	5	5	-	-	1	-
P85520	Cultural education	5	5	-	-	-	-
P85592	Other private education, n.e.c.	90	82	-	1	-	-

TABLE 10 Number of Reporting Establishments and Nationality with Highest Capital Participation Rate as of December 31 for Private Education Establishments for All Employment Sizes by Industry Sub-Class: Philippines, 2010 *(Concluded)*

(An establishment with equal participation rate may be reported several times)

2009 PSIC Code	Industry Description	Nationality with Highest Capital Participation Rate				
		Japanese	Korean	Singaporean	Taiwanese	Others
		(7)	(8)	(9)	(10)	(11)
	<b>PHILIPPINES</b>	<b>1</b>	<b>8</b>	<b>-</b>	<b>-</b>	<b>3</b>
P85112	Private pre-primary/pre-school education for children without special needs	-	1	-	-	-
P85212	Private primary/elementary education for children without special needs	-	-	-	-	-
P85222	Private primary/elementary education for children with special needs	-	-	-	-	-
P85312	Private general secondary education	-	-	-	-	-
P85322	Private general secondary education for children with special needs	-	-	-	-	-
P85332	Private technical and vocational secondary education					
	for children without special needs	-	-	-	-	-
P85402	Private higher education	-	2	-	-	-
P85510	Sports and recreation education	-	-	-	-	-
P85520	Cultural education	-	-	-	-	-
P85592	Other private education, n.e.c.	1	5	-	-	3



# **Statistical Tables**

**for**

**Establishments  
with Total Employment  
of 20 and Over**

**National**

**and**

**Regional Tables**

TABLE 1a Summary Statistics for Private Education Establishments with Total Employment of 20 and Over  
by Region and Industry Sub-Class: Philippines, 2010

(Value in thousand pesos. Details may not add-up to total due to rounding and/or statistical disclosure control)

2009 PSIC Code	Region/ Industry Description	Number of Establishments	Employment as of November 15		Total Compensation	Total Revenue
			Total	Paid Employees		
		(1)	(2)	(3)	(4)	(5)
PHILIPPINES		3,000	236,245	232,300	52,527,404	116,069,848
P85112	Private pre-primary/pre-school education for children without special needs	143	4,541	4,468	598,612	1,349,574
P85212	Private primary/elementary education for children without special needs	307	11,912	11,482	2,028,980	4,608,453
P85222	Private primary/elementary education for children with special needs	S	S	S	S	S
P85312	Private general secondary education	1,238	63,451	61,777	12,070,316	23,268,117
P85322	Private general secondary education for children with special needs	S	S	S	S	S
P85332	Private technical and vocational secondary education for children without special needs	3	116	112	21,226	43,255
P85402	Private higher education	1,209	151,272	149,552	36,647,953	83,604,572
P85592	Other private education, n.e.c.	98	4,896	4,851	1,153,431	3,185,890
National Capital Region		738	79,358	77,975	24,267,604	56,397,910
P85112	Private pre-primary/pre-school education for children without special needs	36	1,168	1,135	226,618	529,840
P85212	Private primary/elementary education for children without special needs	78	3,493	3,330	623,536	1,525,072
P85222	Private primary/elementary education for children with special needs	S	S	S	S	S
P85312	Private general secondary education	281	21,971	20,932	5,910,920	11,824,533
P85322	Private general secondary education for children with special needs	S	S	S	S	S
P85332	Private technical and vocational secondary education for children without special needs	S	S	S	S	S
P85402	Private higher education	263	49,104	48,975	16,541,814	39,820,293
P85592	Other private education, n.e.c.	77	3,538	3,523	955,213	2,680,639
Cordillera Administrative Region		54	6,294	6,273	1,632,918	4,105,499
P85112	Private pre-primary/pre-school education for children without special needs	S	S	S	S	S
P85212	Private primary/elementary education for children without special needs	4	203	203	25,200	42,581
P85312	Private general secondary education	23	936	936	165,352	375,644
P85402	Private higher education	23	4,824	4,803	1,369,627	3,581,441
P85592	Other private education, n.e.c.	S	S	S	S	S
I - Ilocos Region		145	9,838	9,793	1,301,256	2,672,211
P85112	Private pre-primary/pre-school education for children without special needs	S	S	S	S	S
P85212	Private primary/elementary education for children without special needs	12	538	538	73,579	123,812
P85312	Private general secondary education	70	2,498	2,460	295,053	519,289
P85402	Private higher education	55	6,537	6,530	902,221	1,964,870
P85592	Other private education, n.e.c.	S	S	S	S	S

TABLE 1a Summary Statistics for Private Education Establishments with Total Employment of 20 and Over  
by Region and Industry Sub-Class: Philippines, 2010 *(Continued)*

(Value in thousand pesos. Details may not add-up to total due to rounding and/or statistical disclosure control)

2009 PSIC Code	Region/ Industry Description	Number of Establishments	Employment as of November 15		Total Compensation	Total Revenue
			Total	Paid Employees		
		(1)	(2)	(3)	(4)	(5)
II - Cagayan Valley		85	5,838	5,803	1,017,931	2,124,938
P85112	Private pre-primary/pre-school education for children without special needs	3	91	86	9,383	15,704
P85212	Private primary/elementary education for children without special needs	9	248	248	29,740	62,348
P85312	Private general secondary education	35	1,161	1,149	141,155	278,606
P85402	Private higher education	38	4,338	4,320	837,653	1,768,280
III - Central Luzon		358	21,263	21,091	3,589,454	7,464,721
P85112	Private pre-primary/pre-school education for children without special needs	23	877	866	79,257	210,390
P85212	Private primary/elementary education for children without special needs	40	1,451	1,386	189,407	360,979
P85312	Private general secondary education	160	7,042	7,009	1,009,242	1,811,671
P85402	Private higher education	132	11,664	11,601	2,261,802	4,869,511
P85592	Other private education, n.e.c.	3	229	229	49,747	212,170
IVA - CALABARZON		521	31,903	31,656	6,233,963	13,577,802
P85112	Private pre-primary/pre-school education for children without special needs	36	1,017	996	130,851	282,594
P85212	Private primary/elementary education for children without special needs	66	2,154	2,096	540,133	1,349,487
P85312	Private general secondary education	262	11,360	11,324	1,720,747	3,183,821
P85402	Private higher education	157	17,372	17,240	3,842,232	8,761,900
IVB - MIMAROPA		43	2,197	2,139	300,459	536,966
P85112	Private pre-primary/pre-school education for children without special needs	S	S	S	S	S
P85212	Private primary/elementary education for children without special needs	S	S	S	S	S
P85312	Private general secondary education	20	629	610	73,958	99,444
P85402	Private higher education	19	1,444	1,419	216,480	411,065
P85592	Other private education, n.e.c.	S	S	S	S	S
V - Bicol Region		132	8,830	8,603	1,367,212	2,393,868
P85112	Private pre-primary/pre-school education for children without special needs	S	S	S	S	S
P85212	Private primary/elementary education for children without special needs	11	335	300	28,673	58,199
P85312	Private general secondary education	35	1,421	1,410	191,932	253,770
P85402	Private higher education	80	6,797	6,618	1,121,574	2,033,975
P85592	Other private education, n.e.c.	S	S	S	S	S
VI - Western Visayas		196	14,418	14,232	2,963,989	5,185,093
P85112	Private pre-primary/pre-school education for children without special needs	21	554	554	55,690	124,396

TABLE 1a Summary Statistics for Private Education Establishments with Total Employment of 20 and Over  
by Region and Industry Sub-Class: Philippines, 2010 (Continued)

(Value in thousand pesos. Details may not add-up to total due to rounding and/or statistical disclosure control)

2009 PSIC Code	Region/ Industry Description	Number of Establishments	Employment as of November 15		Total Compensation	Total Revenue
			Total	Paid Employees		
		(1)	(2)	(3)	(4)	(5)
P85212	Private primary/elementary education for children without special needs	15	611	559	74,906	149,009
P85312	Private general secondary education )	79	3,183	3,127	538,964	965,531
P85332	Private technical and vocational secondary education for children without special needs )					
P85402	Private higher education	74	9,796	9,734	2,276,306	3,894,929
P85592	Other private education, n.e.c.	7	273	258	18,122	51,228
<b>VII - Central Visayas</b>		<b>198</b>	<b>17,525</b>	<b>16,958</b>	<b>3,822,158</b>	<b>8,380,685</b>
P85112	Private pre-primary/pre-school education for children without special needs	4	181	178	29,661	56,183
P85212	Private primary/elementary education for children without special needs	29	1,337	1,307	255,107	546,732
P85312	Private general secondary education	82	4,923	4,692	1,023,822	2,083,410
P85402	Private higher education	79	10,753	10,450	2,467,418	5,599,284
P85592	Other private education, n.e.c.	4	331	331	46,151	95,076
<b>VIII - Eastern Visayas</b>		<b>73</b>	<b>4,299</b>	<b>4,164</b>	<b>549,506</b>	<b>1,023,630</b>
P85212	Private primary/elementary education for children without special needs	3	65	59	4,695	6,941
P85312	Private general secondary education	34	1,480	1,454	167,459	341,808
P85402	Private higher education	36	2,754	2,651	377,352	674,881
<b>IX - Zamboanga Peninsula</b>		<b>59</b>	<b>4,552</b>	<b>4,541</b>	<b>652,556</b>	<b>1,404,878</b>
P85112	Private pre-primary/pre-school education for children without special needs	S	S	S	S	S
P85212	Private primary/elementary education for children without special needs	S	S	S	S	S
P85312	Private general secondary education	17	744	732	84,014	134,512
P85402	Private higher education	36	3,556	3,556	540,056	1,218,069
<b>X - Northern Mindanao</b>		<b>108</b>	<b>8,663</b>	<b>8,277</b>	<b>1,410,451</b>	<b>3,217,498</b>
P85212	Private primary/elementary education for children without special needs	16	557	556	64,564	139,457
P85312	Private general secondary education	43	1,960	1,916	243,732	443,849
P85402	Private higher education	49	6,146	5,805	1,102,155	2,634,191
<b>XI - Davao Region</b>		<b>116</b>	<b>10,424</b>	<b>10,322</b>	<b>1,871,020</b>	<b>4,470,787</b>
P85212	Private primary/elementary education for children without special needs	S	S	S	S	S
P85312	Private general secondary education	41	1,731	1,680	205,486	536,713
P85402	Private higher education	62	8,168	8,118	1,592,878	3,775,850
P85592	Other private education, n.e.c.	S	S	S	S	S

TABLE 1a Summary Statistics for Private Education Establishments with Total Employment of 20 and Over  
by Region and Industry Sub-Class: Philippines, 2010 *(Continued)*

(Value in thousand pesos. Details may not add-up to total due to rounding and/or statistical disclosure control)

2009 PSIC Code	Region/ Industry Description	Number of Establishments	Employment as of November 15		Total Compensation	Total Revenue
			Total	Paid Employees		
		(1)	(2)	(3)	(4)	(5)
XII - SOCCSKSARGEN		96	6,065	5,872	954,559	1,928,138
P85112	Private pre-primary/pre-school education for children without special needs	S	S	S	S	S
P85212	Private primary/elementary education for children without special needs	5	142	125	14,472	25,127
P85312	Private general secondary education	35	1,396	1,355	164,791	277,234
P85332	Private technical and vocational secondary education for children without special needs	S	S	S	S	S
P85402	Private higher education	54	4,470	4,336	769,677	1,614,755
XIII - Caraga		45	2,820	2,726	403,553	963,352
P85212	Private primary/elementary education for children without special needs	S	S	S	S	S
P85312	Private general secondary education	8	277	267	40,170	64,291
P85402	Private higher education	34	2,417	2,333	350,721	864,029
P85592	Other private education, n.e.c.	S	S	S	S	S
Autonomous Region in Muslim Mindanao		33	1,959	1,874	188,816	221,871
P85212	Private primary/elementary education for children without special needs	S	S	S	S	S
P85312	Private general secondary education	S	S	S	S	S
P85402	Private higher education	18	1,132	1,064	77,987	117,246

TABLE 1a Summary Statistics for Private Education Establishments with Total Employment of 20 and Over  
by Region and Industry Sub-Class: Philippines, 2010 (Continued)

(Value in thousand pesos. Details may not add-up to total due to rounding and/or statistical disclosure control)

2009 PSIC Code	Region/ Industry Description	Total Cost	Value Added	Gross Additions to Tangible Fixed Assets	Change in Inventories	Subsidies
		(6)	(7)	(8)	(9)	(10)
PHILIPPINES		44,968,326	81,728,934	11,866,397	65,494	1,038,518
P85112	Private pre-primary/pre-school education for children without special needs	481,315	978,271	46,213	494	7,076
P85212	Private primary/elementary education for children without special needs	1,916,205	3,100,093	229,394	3,728	6,660
P85222	Private primary/elementary education for children with special needs	S	S	S	S	S
P85312	Private general secondary education	8,145,927	17,191,007	2,028,628	1,071	283,243
P85322	Private general secondary education for children with special needs	S	S	S	S	S
P85332	Private technical and vocational secondary education for children without special needs	12,728	33,788	6,457	-	-
P85402	Private higher education	32,583,663	58,714,218	9,115,230	72,265	735,815
P85592	Other private education, n.e.c.	1,826,526	1,703,419	440,442	(12,064)	5,725
National Capital Region		22,956,790	38,251,471	6,098,137	38,313	559,617
P85112	Private pre-primary/pre-school education for children without special needs	201,754	357,556	28,236	92	-
P85212	Private primary/elementary education for children without special needs	649,465	978,433	97,165	1,050	6,220
P85222	Private primary/elementary education for children with special needs	S	S	S	S	S
P85312	Private general secondary education	4,242,977	8,572,103	1,063,950	3,368	28,501
P85322	Private general secondary education for children with special needs	S	S	S	S	S
P85332	Private technical and vocational secondary education for children without special needs	S	S	S	S	S
P85402	Private higher education	16,271,448	26,927,215	4,537,878	39,029	519,530
P85592	Other private education, n.e.c.	1,586,657	1,402,194	365,010	(5,225)	5,365
Cordillera Administrative Region		964,605	3,411,662	225,521	3,913	8,764
P85112	Private pre-primary/pre-school education for children without special needs	S	S	S	S	S
P85212	Private primary/elementary education for children without special needs	13,634	33,531	-	113	-
P85312	Private general secondary education	110,598	293,339	10,000	4,668	606
P85402	Private higher education	813,489	2,999,259	215,521	(867)	8,158
P85592	Other private education, n.e.c.	S	S	S	S	S
I - Ilocos Region		1,033,165	1,885,198	213,275	(5,252)	44,318
P85112	Private pre-primary/pre-school education for children without special needs	S	S	S	S	S
P85212	Private primary/elementary education for children without special needs	49,826	87,406	1,429	414	-
P85312	Private general secondary education	166,963	384,050	33,609	(5,481)	28,880
P85402	Private higher education	782,633	1,375,317	148,753	(185)	9,745
P85592	Other private education, n.e.c.	S	S	S	S	S

TABLE 1a Summary Statistics for Private Education Establishments with Total Employment of 20 and Over  
by Region and Industry Sub-Class: Philippines, 2010 *(Continued)*

(Value in thousand pesos. Details may not add-up to total due to rounding and/or statistical disclosure control)

2009 PSIC Code	Region/ Industry Description	Total Cost	Value Added	Gross Additions to Tangible Fixed Assets	Change in Inventories	Subsidies
		(6)	(7)	(8)	(9)	(10)
II - Cagayan Valley		720,214	1,599,146	387,419	(6,503)	37,358
P85112	Private pre-primary/pre-school education for children without special needs	5,620	12,679	166	-	1,120
P85212	Private primary/elementary education for children without special needs	27,268	39,908	2,492	-	-
P85312	Private general secondary education	75,545	219,679	6,268	(2,190)	12,816
P85402	Private higher education	611,782	1,326,880	378,493	(4,313)	23,422
III - Central Luzon		2,894,855	5,221,838	779,262	(5,236)	61,481
P85112	Private pre-primary/pre-school education for children without special needs	55,181	171,026	3,359	279	262
P85212	Private primary/elementary education for children without special needs	125,144	266,401	13,160	32	-
P85312	Private general secondary education	586,752	1,375,513	346,015	792	38,565
P85402	Private higher education	2,014,484	3,294,334	381,999	2,685	22,654
P85592	Other private education, n.e.c.	113,293	114,565	34,729	(9,023)	-
IVA - CALABARZON		5,583,814	9,479,748	1,403,037	3,083	25,277
P85112	Private pre-primary/pre-school education for children without special needs	89,845	220,661	1,369	439	-
P85212	Private primary/elementary education for children without special needs	685,815	845,114	17,356	1,827	-
P85312	Private general secondary education	1,318,186	2,295,353	196,970	(4,544)	18,123
P85402	Private higher education	3,489,968	6,118,619	1,187,342	5,362	7,154
IVB - MIMAROPA		199,050	392,541	49,311	2,407	32,047
P85112	Private pre-primary/pre-school education for children without special needs	S	S	S	S	S
P85212	Private primary/elementary education for children without special needs	S	S	S	S	S
P85312	Private general secondary education	39,591	66,892	12,923	65	25,163
P85402	Private higher education	150,018	307,511	36,377	2,414	6,884
P85592	Other private education, n.e.c.	S	S	S	S	S
V - Bicol Region		796,785	1,831,355	151,164	(139)	26,126
P85112	Private pre-primary/pre-school education for children without special needs	S	S	S	S	S
P85212	Private primary/elementary education for children without special needs	26,291	35,273	1,396	305	-
P85312	Private general secondary education	65,249	207,760	5,892	(234)	19,212
P85402	Private higher education	687,093	1,552,284	142,118	(76)	6,913
P85592	Other private education, n.e.c.	S	S	S	S	S
VI - Western Visayas		1,837,924	3,844,321	427,788	12,467	17,171
P85112	Private pre-primary/pre-school education for children without special needs	58,770	80,762	7,189	(343)	-
P85212	Private primary/elementary education for children without special needs	56,209	103,745	15,257	(360)	-

TABLE 1a Summary Statistics for Private Education Establishments with Total Employment of 20 and Over  
by Region and Industry Sub-Class: Philippines, 2010 (Continued)

(Value in thousand pesos. Details may not add-up to total due to rounding and/or statistical disclosure control)

2009 PSIC Code	Region/ Industry Description	Total Cost	Value Added	Gross Additions to Tangible Fixed Assets	Change in Inventories	Subsidies
		(6)	(7)	(8)	(9)	(10)
P85312	Private general secondary education )	274,761	758,375	33,351	531	7,321
P85332	Private technical and vocational secondary education for children without special needs )					
P85402	Private higher education	1,418,060	2,876,816	361,029	12,639	9,850
P85592	Other private education, n.e.c.	30,123	24,622	10,963	-	-
<b>VII - Central Visayas</b>		<b>3,110,483</b>	<b>6,072,875</b>	<b>740,303</b>	<b>320</b>	<b>23,783</b>
P85112	Private pre-primary/pre-school education for children without special needs	21,511	39,680	3,014	249	-
P85212	Private primary/elementary education for children without special needs	171,556	409,546	37,610	86	-
P85312	Private general secondary education	648,224	1,578,603	196,196	5,106	13,189
P85402	Private higher education	2,233,776	3,978,060	503,442	(7,207)	10,594
P85592	Other private education, n.e.c.	35,416	66,985	41	2,086	-
<b>VIII - Eastern Visayas</b>		<b>298,518</b>	<b>823,794</b>	<b>51,708</b>	<b>(2,275)</b>	<b>50,353</b>
P85212	Private primary/elementary education for children without special needs	1,857	5,279	353	-	89
P85312	Private general secondary education	120,213	265,366	14,560	(2,404)	29,126
P85402	Private higher education	176,448	553,150	36,794	129	21,137
<b>IX - Zamboanga Peninsula</b>		<b>437,711</b>	<b>1,082,599</b>	<b>72,643</b>	<b>(324)</b>	<b>29,899</b>
P85112	Private pre-primary/pre-school education for children without special needs	S	S	S	S	S
P85212	Private primary/elementary education for children without special needs	S	S	S	S	S
P85312	Private general secondary education	25,233	116,562	15,118	-	-
P85402	Private higher education	401,567	921,627	54,741	(325)	29,899
<b>X - Northern Mindanao</b>		<b>1,394,593</b>	<b>2,207,728</b>	<b>396,657</b>	<b>(4,975)</b>	<b>13,597</b>
P85212	Private primary/elementary education for children without special needs	37,426	107,154	10,645	(4)	350
P85312	Private general secondary education	192,880	314,334	32,824	1,354	9,792
P85402	Private higher education	1,164,287	1,786,236	353,188	(6,326)	3,455
<b>XI - Davao Region</b>		<b>1,591,974</b>	<b>3,301,963</b>	<b>455,914</b>	<b>27,799</b>	<b>9,043</b>
P85212	Private primary/elementary education for children without special needs	S	S	S	S	S
P85312	Private general secondary education	139,341	430,662	33,371	(195)	2,496
P85402	Private higher education	1,399,192	2,755,765	401,767	27,710	6,547
P85592	Other private education, n.e.c.	S	S	S	S	S



TABLE 1a Summary Statistics for Private Education Establishments with Total Employment of 20 and Over  
by Region and Industry Sub-Class: Philippines, 2010 *(Concluded)*

(Value in thousand pesos. Details may not add-up to total due to rounding and/or statistical disclosure control)

2009 PSIC Code	Region/ Industry Description	Total Cost	Value Added	Gross Additions to Tangible Fixed Assets	Change in Inventories	Subsidies
		(6)	(7)	(8)	(9)	(10)
XII - SOCCSKSARGEN		735,494	1,421,834	310,512	1,207	67,757
P85112	Private pre-primary/pre-school education for children without special needs	S	S	S	S	S
P85212	Private primary/elementary education for children without special needs	8,642	18,420	10,045	-	-
P85312	Private general secondary education	107,668	199,892	23,336	144	43,496
P85332	Private technical and vocational secondary education for children without special needs	S	S	S	S	S
P85402	Private higher education	614,675	1,195,775	276,540	1,078	24,261
XIII - Caraga		350,736	720,127	52,258	79	13,020
P85212	Private primary/elementary education for children without special needs	S	S	S	S	S
P85312	Private general secondary education	18,257	48,443	702	12	1,065
P85402	Private higher education	314,249	653,247	51,303	(42)	11,594
P85592	Other private education, n.e.c.	S	S	S	S	S
Autonomous Region in Muslim Mindanao		61,617	180,733	51,490	610	18,907
P85212	Private primary/elementary education for children without special needs	S	S	S	S	S
P85312	Private general secondary education	S	S	S	S	S
P85402	Private higher education	40,491	92,117	47,946	558	14,015

S - Data suppressed

) - Data combined

TABLE 2a Number of Establishments and Employment by Type and Sex for Private Education Establishments  
with Total Employment of 20 and Over by Region and Industry Sub-Class: Philippines, 2010

(Details may not add-up to total due to rounding and/or statistical disclosure control)

2009 PSIC Code	Region/ Industry Description	Number of Establishments	Employment as of November 15					
			Total		Paid		Unpaid	
			Male	Female	Male	Female	Male	Female
		(1)	(2)	(3)	(4)	(5)	(6)	(7)
<b>PHILIPPINES</b>		<b>3,000</b>	<b>88,584</b>	<b>147,661</b>	<b>87,122</b>	<b>145,178</b>	<b>1,462</b>	<b>2,483</b>
P85112	Private pre-primary/pre-school education for children without special needs	143	984	3,558	964	3,504	20	54
P85212	Private primary/elementary education for children without special needs	307	3,103	8,808	2,938	8,544	165	265
P85222	Private primary/elementary education for children with special needs	S	S	S	S	S	S	S
P85312	Private general secondary education	1,238	18,835	44,616	18,356	43,422	479	1,195
P85322	Private general secondary education for children with special needs	S	S	S	S	S	S	S
P85332	Private technical and vocational secondary education for children without special needs	3	43	73	43	69	-	4
P85402	Private higher education	1,209	63,357	87,914	62,583	86,969	774	946
P85592	Other private education, n.e.c.	98	2,246	2,650	2,222	2,630	24	20
<b>National Capital Region</b>		<b>738</b>	<b>31,765</b>	<b>47,592</b>	<b>31,391</b>	<b>46,584</b>	<b>375</b>	<b>1,008</b>
P85112	Private pre-primary/pre-school education for children without special needs	36	287	881	287	848	-	33
P85212	Private primary/elementary education for children without special needs	78	856	2,637	794	2,536	62	101
P85222	Private primary/elementary education for children with special needs	S	S	S	S	S	S	S
P85312	Private general secondary education	281	6,699	15,272	6,465	14,467	234	805
P85322	Private general secondary education for children with special needs	S	S	S	S	S	S	S
P85332	Private technical and vocational secondary education for children without special needs	S	S	S	S	S	S	S
P85402	Private higher education	263	22,193	26,911	22,121	26,853	72	58
P85592	Other private education, n.e.c.	77	1,710	1,828	1,703	1,820	7	7
<b>Cordillera Administrative Region</b>		<b>54</b>	<b>2,329</b>	<b>3,966</b>	<b>2,322</b>	<b>3,951</b>	<b>7</b>	<b>15</b>
P85112	Private pre-primary/pre-school education for children without special needs	S	S	S	S	S	S	S
P85212	Private primary/elementary education for children without special needs	4	53	149	53	149	-	-
P85312	Private general secondary education	23	255	681	255	681	-	-
P85402	Private higher education	23	1,960	2,864	1,954	2,849	6	15
P85592	Other private education, n.e.c.	S	S	S	S	S	S	S
<b>I - Ilocos Region</b>		<b>145</b>	<b>3,879</b>	<b>5,958</b>	<b>3,872</b>	<b>5,920</b>	<b>7</b>	<b>38</b>
P85112	Private pre-primary/pre-school education for children without special needs	S	S	S	S	S	S	S
P85212	Private primary/elementary education for children without special needs	12	178	361	178	361	-	-
P85312	Private general secondary education	70	718	1,780	718	1,742	-	38
P85402	Private higher education	55	2,921	3,616	2,914	3,616	7	-
P85592	Other private education, n.e.c.	S	S	S	S	S	S	S
<b>II - Cagayan Valley</b>		<b>85</b>	<b>2,311</b>	<b>3,526</b>	<b>2,308</b>	<b>3,494</b>	<b>3</b>	<b>32</b>
P85112	Private pre-primary/pre-school education for children without special needs	3	29	62	26	60	3	2
P85212	Private primary/elementary education for children without special needs	9	54	194	54	194	-	-
P85312	Private general secondary education	35	411	750	411	738	-	12
P85402	Private higher education	38	1,817	2,521	1,817	2,503	-	18

TABLE 2a Number of Establishments and Employment by Type and Sex for Private Education Establishments  
with Total Employment of 20 and Over by Region and Industry Sub-Class: Philippines, 2010 (Continued)

(Details may not add-up to total due to rounding and/or statistical disclosure control)

2009 PSIC Code	Region/ Industry Description	Number of Establishments	Employment as of November 15					
			Total		Paid		Unpaid	
			Male	Female	Male	Female	Male	Female
		(1)	(2)	(3)	(4)	(5)	(6)	(7)
III - Central Luzon		358	7,021	14,243	6,947	14,145	74	98
P85112	Private pre-primary/pre-school education for children without special needs	23	109	768	104	762	5	5
P85212	Private primary/elementary education for children without special needs	40	347	1,104	325	1,060	22	44
P85312	Private general secondary education	160	1,902	5,140	1,895	5,114	7	26
P85402	Private higher education	132	4,528	7,136	4,488	7,113	40	23
P85592	Other private education, n.e.c.	3	134	95	134	95	-	-
IVA - CALABARZON		521	10,560	21,343	10,461	21,196	99	147
P85112	Private pre-primary/pre-school education for children without special needs	36	273	744	262	734	10	10
P85212	Private primary/elementary education for children without special needs	66	567	1,588	561	1,535	6	53
P85312	Private general secondary education	262	3,300	8,059	3,276	8,048	25	11
P85402	Private higher education	157	6,420	10,952	6,362	10,879	58	73
IVB - MIMAROPA		43	782	1,415	759	1,380	23	35
P85112	Private pre-primary/pre-school education for children without special needs	S	S	S	S	S	S	S
P85212	Private primary/elementary education for children without special needs	S	S	S	S	S	S	S
P85312	Private general secondary education	20	194	435	194	416	-	19
P85402	Private higher education	19	551	893	538	881	13	12
P85592	Other private education, n.e.c.	S	S	S	S	S	S	S
V - Bicol Region		132	3,232	5,598	3,161	5,442	71	155
P85112	Private pre-primary/pre-school education for children without special needs	S	S	S	S	S	S	S
P85212	Private primary/elementary education for children without special needs	11	83	252	78	222	5	30
P85312	Private general secondary education	35	330	1,091	330	1,080	-	11
P85402	Private higher education	80	2,766	4,031	2,701	3,917	65	115
P85592	Other private education, n.e.c.	S	S	S	S	S	S	S
VI - Western Visayas		196	5,097	9,320	4,964	9,268	133	52
P85112	Private pre-primary/pre-school education for children without special needs	21	134	420	134	420	-	-
P85212	Private primary/elementary education for children without special needs	15	188	424	142	416	45	8
P85312	Private general secondary education )	79	856	2,326	828	2,299	29	27
P85332	Private technical and vocational secondary education for children without special needs )							
P85402	Private higher education	74	3,807	5,989	3,754	5,980	53	9
P85592	Other private education, n.e.c.	7	112	161	106	152	6	9
VII - Central Visayas		198	6,435	11,090	6,200	10,758	235	332
P85112	Private pre-primary/pre-school education for children without special needs	4	20	161	20	158	-	3
P85212	Private primary/elementary education for children without special needs	29	355	982	339	968	17	14
P85312	Private general secondary education	82	1,550	3,372	1,466	3,226	84	146
P85402	Private higher education	79	4,381	6,372	4,247	6,202	134	169
P85592	Other private education, n.e.c.	4	128	203	128	203	-	-

TABLE 2a Number of Establishments and Employment by Type and Sex for Private Education Establishments  
with Total Employment of 20 and Over by Region and Industry Sub-Class: Philippines, 2010 (Continued)

(Details may not add-up to total due to rounding and/or statistical disclosure control)

2009 PSIC Code	Region/ Industry Description	Number of Establishments	Employment as of November 15					
			Total		Paid		Unpaid	
			Male	Female	Male	Female	Male	Female
		(1)	(2)	(3)	(4)	(5)	(6)	(7)
	<b>VIII - Eastern Visayas</b>	<b>73</b>	<b>1,476</b>	<b>2,822</b>	<b>1,444</b>	<b>2,720</b>	<b>32</b>	<b>103</b>
P85212	Private primary/elementary education for children without special needs	3	16	49	15	44	1	5
P85312	Private general secondary education	34	412	1,069	404	1,050	8	19
P85402	Private higher education	36	1,049	1,704	1,026	1,626	24	79
	<b>IX - Zamboanga Peninsula</b>	<b>59</b>	<b>1,851</b>	<b>2,701</b>	<b>1,846</b>	<b>2,695</b>	<b>5</b>	<b>6</b>
P85112	Private pre-primary/pre-school education for children without special needs	S	S	S	S	S	S	S
P85212	Private primary/elementary education for children without special needs	S	S	S	S	S	S	S
P85312	Private general secondary education	17	213	531	208	524	5	6
P85402	Private higher education	36	1,557	1,998	1,557	1,998	-	-
	<b>X - Northern Mindanao</b>	<b>108</b>	<b>3,420</b>	<b>5,243</b>	<b>3,242</b>	<b>5,035</b>	<b>178</b>	<b>208</b>
P85212	Private primary/elementary education for children without special needs	16	94	463	93	463	1	-
P85312	Private general secondary education	43	605	1,355	579	1,338	26	18
P85402	Private higher education	49	2,721	3,425	2,570	3,235	151	190
	<b>XI - Davao Region</b>	<b>116</b>	<b>4,195</b>	<b>6,229</b>	<b>4,155</b>	<b>6,167</b>	<b>40</b>	<b>62</b>
P85212	Private primary/elementary education for children without special needs	S	S	S	S	S	S	S
P85312	Private general secondary education	41	590	1,141	583	1,097	7	44
P85402	Private higher education	62	3,403	4,765	3,370	4,747	33	18
P85592	Other private education, n.e.c.	S	S	S	S	S	S	S
	<b>XII - SOCCSKSARGEN</b>	<b>96</b>	<b>2,325</b>	<b>3,740</b>	<b>2,230</b>	<b>3,643</b>	<b>95</b>	<b>97</b>
P85112	Private pre-primary/pre-school education for children without special needs	S	S	S	S	S	S	S
P85212	Private primary/elementary education for children without special needs	5	38	103	32	93	7	10
P85312	Private general secondary education	35	457	939	415	939	41	-
P85332	Private technical and vocational secondary education for children without special needs	S	S	S	S	S	S	S
P85402	Private higher education	54	1,805	2,665	1,757	2,578	47	87
	<b>XIII - Caraga</b>	<b>45</b>	<b>1,200</b>	<b>1,621</b>	<b>1,155</b>	<b>1,571</b>	<b>45</b>	<b>50</b>
P85212	Private primary/elementary education for children without special needs	S	S	S	S	S	S	S
P85312	Private general secondary education	8	83	195	80	187	3	8
P85402	Private higher education	34	1,061	1,356	1,019	1,314	42	42
P85592	Other private education, n.e.c.	S	S	S	S	S	S	S

TABLE 2a Number of Establishments and Employment by Type and Sex for Private Education Establishments  
with Total Employment of 20 and Over by Region and Industry Sub-Class: Philippines, 2010 *(Concluded)*

(Details may not add-up to total due to rounding and/or statistical disclosure control)

2009 PSIC Code	Region/ Industry Description	Number of Establishments	Employment as of November 15					
			Total		Paid		Unpaid	
			Male	Female	Male	Female	Male	Female
		(1)	(2)	(3)	(4)	(5)	(6)	(7)
	<b>Autonomous Region in Muslim Mindanao</b>	<b>33</b>	<b>705</b>	<b>1,254</b>	<b>665</b>	<b>1,209</b>	<b>40</b>	<b>45</b>
P85212	Private primary/elementary education for children without special needs	S	S	S	S	S	S	S
P85312	Private general secondary education	S	S	S	S	S	S	S
P85402	Private higher education	18	416	716	386	678	30	39

S - Data suppressed

) - Data combined

TABLE 3a Number of Establishments and Compensation of Paid Employees for Private Education Establishments with Total Employment of 20 and Over by Region and Industry Sub-Class: Philippines, 2010

(Value in thousand pesos. Details may not add-up to total due to rounding and/or statistical disclosure control)

2009 PSIC Code	Region/ Industry Description	Number of Establishments	Compensation			
			Total	Gross Salaries and Wages	Separation, Retirement/ Terminal Pay, Gratuities, etc.	Social Contributions Paid by Employers
		(1)	(2)	(3)	(4)	(5)
PHILIPPINES		3,000	52,527,404	47,471,515	1,829,247	3,226,642
P85112	Private pre-primary/pre-school education for children without special needs	143	598,612	549,093	7,541	41,978
P85212	Private primary/elementary education for children without special needs	307	2,028,980	1,717,312	181,289	130,380
P85222	Private primary/elementary education for children with special needs	S	S	S	S	S
P85312	Private general secondary education	1,238	12,070,316	10,906,360	406,836	757,119
P85322	Private general secondary education for children with special needs	S	S	S	S	S
P85332	Private technical and vocational secondary education for children without special needs	3	21,226	19,101	199	1,926
P85402	Private higher education	1,209	36,647,953	33,218,993	1,185,480	2,243,480
P85592	Other private education, n.e.c.	98	1,153,431	1,054,385	47,714	51,332
National Capital Region		738	24,267,604	22,071,098	840,470	1,356,037
P85112	Private pre-primary/pre-school education for children without special needs	36	226,618	210,469	1,686	14,463
P85212	Private primary/elementary education for children without special needs	78	623,536	567,913	20,102	35,522
P85222	Private primary/elementary education for children with special needs	S	S	S	S	S
P85312	Private general secondary education	281	5,910,920	5,380,580	247,979	282,361
P85322	Private general secondary education for children with special needs	S	S	S	S	S
P85332	Private technical and vocational secondary education for children without special needs	S	S	S	S	S
P85402	Private higher education	263	16,541,814	15,035,630	522,883	983,301
P85592	Other private education, n.e.c.	77	955,213	867,929	47,496	39,788
Cordillera Administrative Region		54	1,632,918	1,490,202	58,248	84,467
P85112	Private pre-primary/pre-school education for children without special needs	S	S	S	S	S
P85212	Private primary/elementary education for children without special needs	4	25,200	22,681	229	2,290
P85312	Private general secondary education	23	165,352	147,604	5,991	11,757
P85402	Private higher education	23	1,369,627	1,251,552	52,029	66,046
P85592	Other private education, n.e.c.	S	S	S	S	S
I - Ilocos Region		145	1,301,256	1,175,233	31,100	94,923
P85112	Private pre-primary/pre-school education for children without special needs	S	S	S	S	S
P85212	Private primary/elementary education for children without special needs	12	73,579	67,052	-	6,527
P85312	Private general secondary education	70	295,053	262,550	9,386	23,118
P85402	Private higher education	55	902,221	817,346	21,467	63,408

TABLE 3a Number of Establishments and Compensation of Paid Employees for Private Education Establishments  
with Total Employment of 20 and Over by Region and Industry Sub-Class: Philippines, 2010 *(Continued)*

(Value in thousand pesos. Details may not add-up to total due to rounding and/or statistical disclosure control)

2009 PSIC Code	Region/ Industry Description	Number of Establishments	Compensation			
			Total	Gross Salaries and Wages	Separation, Retirement/ Terminal Pay, Gratuities, etc.	Social Contributions Paid by Employers
		(1)	(2)	(3)	(4)	(5)
P85592	Other private education, n.e.c.	S	S	S	S	S
II - Cagayan Valley		85	1,017,931	934,468	15,564	67,899
P85112	Private pre-primary/pre-school education for children without special needs	3	9,383	8,542	135	705
P85212	Private primary/elementary education for children without special needs	9	29,740	27,961	-	1,779
P85312	Private general secondary education	35	141,155	130,531	66	10,558
P85402	Private higher education	38	837,653	767,434	15,362	54,857
III - Central Luzon		358	3,589,454	3,207,839	141,744	239,871
P85112	Private pre-primary/pre-school education for children without special needs	23	79,257	72,306	-	6,951
P85212	Private primary/elementary education for children without special needs	40	189,407	170,576	3,069	15,762
P85312	Private general secondary education	160	1,009,242	913,654	17,537	78,051
P85402	Private higher education	132	2,261,802	2,003,113	121,137	137,551
P85592	Other private education, n.e.c.	3	49,747	48,190	-	1,557
IVA - CALABARZON		521	6,233,963	5,499,384	333,997	400,581
P85112	Private pre-primary/pre-school education for children without special needs	36	130,851	120,885	2,748	7,218
P85212	Private primary/elementary education for children without special needs	66	540,133	365,570	150,971	23,592
P85312	Private general secondary education	262	1,720,747	1,529,547	46,578	144,622
P85402	Private higher education	157	3,842,232	3,483,383	133,701	225,148
IVB - MIMAROPA		43	300,459	263,259	11,237	25,964
P85112	Private pre-primary/pre-school education for children without special needs	S	S	S	S	S
P85212	Private primary/elementary education for children without special needs	S	S	S	S	S
P85312	Private general secondary education	20	73,958	65,289	1,793	6,875
P85402	Private higher education	19	216,480	188,711	9,443	18,326
P85592	Other private education, n.e.c.	S	S	S	S	S
V - Bicol Region		132	1,367,212	1,245,451	8,705	113,056
P85112	Private pre-primary/pre-school education for children without special needs	S	S	S	S	S
P85212	Private primary/elementary education for children without special needs	11	28,673	24,520	477	3,676
P85312	Private general secondary education	35	191,932	174,421	1,685	15,825

TABLE 3a Number of Establishments and Compensation of Paid Employees for Private Education Establishments  
with Total Employment of 20 and Over by Region and Industry Sub-Class: Philippines, 2010 *(Continued)*

(Value in thousand pesos. Details may not add-up to total due to rounding and/or statistical disclosure control)

2009 PSIC Code	Region/ Industry Description	Number of Establishments	Compensation			
			Total	Gross Salaries and Wages	Separation, Retirement/ Terminal Pay, Gratuities, etc.	Social Contributions Paid by Employers
			(1)	(2)	(3)	(4)
P85402	Private higher education	80	1,121,574	1,024,608	5,709	91,257
P85592	Other private education, n.e.c.	S	S	S	S	S
VI - Western Visayas		196	2,963,989	2,713,218	71,051	179,720
P85112	Private pre-primary/pre-school education for children without special needs	21	55,690	49,597	475	5,618
P85212	Private primary/elementary education for children without special needs	15	74,906	68,432	1,806	4,668
P85312	Private general secondary education )	79	538,964	489,213	11,782	37,971
P85332	Private technical and vocational secondary education for children without special needs )					
P85402	Private higher education	74	2,276,306	2,089,465	56,988	129,853
P85592	Other private education, n.e.c.	7	18,122	16,512	-	1,610
VII - Central Visayas		198	3,822,158	3,474,517	121,135	226,506
P85112	Private pre-primary/pre-school education for children without special needs	4	29,661	26,189	1,341	2,130
P85212	Private primary/elementary education for children without special needs	29	255,107	227,779	3,212	24,115
P85312	Private general secondary education	82	1,023,822	920,215	41,174	62,433
P85402	Private higher education	79	2,467,418	2,257,194	75,276	134,948
P85592	Other private education, n.e.c.	4	46,151	43,139	132	2,880
VIII - Eastern Visayas		73	549,506	506,451	5,358	37,696
P85212	Private primary/elementary education for children without special needs	3	4,695	4,398	-	296
P85312	Private general secondary education	34	167,459	153,622	1,361	12,476
P85402	Private higher education	36	377,352	348,431	3,997	24,924
IX - Zamboanga Peninsula		59	652,556	580,899	18,990	52,667
P85112	Private pre-primary/pre-school education for children without special needs	S	S	S	S	S
P85212	Private primary/elementary education for children without special needs	S	S	S	S	S
P85312	Private general secondary education	17	84,014	76,812	-	7,201
P85402	Private higher education	36	540,056	478,161	18,252	43,643
X - Northern Mindanao		108	1,410,451	1,267,869	37,532	105,050
P85212	Private primary/elementary education for children without special needs	16	64,564	59,927	83	4,554



TABLE 3a Number of Establishments and Compensation of Paid Employees for Private Education Establishments with Total Employment of 20 and Over by Region and Industry Sub-Class: Philippines, 2010 (*Concluded*)

(Value in thousand pesos. Details may not add-up to total due to rounding and/or statistical disclosure control)

2009 PSIC Code	Region/ Industry Description	Number of Establishments	Compensation			
			Total	Gross Salaries and Wages	Separation, Retirement/ Terminal Pay, Gratuities, etc.	Social Contributions Paid by Employers
		(1)	(2)	(3)	(4)	(5)
P85312	Private general secondary education	43	243,732	222,202	1,450	20,080
P85402	Private higher education	49	1,102,155	985,739	35,999	80,416
XI - Davao Region		116	1,871,020	1,639,413	99,931	131,675
P85212	Private primary/elementary education for children without special needs	S	S	S	S	S
P85312	Private general secondary education	41	205,486	180,801	1,560	23,125
P85402	Private higher education	62	1,592,878	1,391,485	97,609	103,785
P85592	Other private education, n.e.c.	S	S	S	S	S
XII - SOCCSKSARGEN		96	954,559	860,558	18,341	75,660
P85112	Private pre-primary/pre-school education for children without special needs	S	S	S	S	S
P85212	Private primary/elementary education for children without special needs	5	14,472	13,736	-	736
P85312	Private general secondary education	35	164,791	141,053	9,689	14,049
P85332	Private technical and vocational secondary education for children without special needs	S	S	S	S	S
P85402	Private higher education	54	769,677	700,510	8,651	60,515
XIII - Caraga		45	403,553	364,788	12,111	26,653
P85212	Private primary/elementary education for children without special needs	S	S	S	S	S
P85312	Private general secondary education	8	40,170	31,808	5,219	3,143
P85402	Private higher education	34	350,721	321,338	6,892	22,491
P85592	Other private education, n.e.c.	S	S	S	S	S
Autonomous Region in Muslim Mindanao		33	188,816	176,869	3,733	8,215
P85212	Private primary/elementary education for children without special needs	S	S	S	S	S
P85312	Private general secondary education	S	S	S	S	S
P85402	Private higher education	18	77,987	74,894	85	3,008

S - Data suppressed

) - Data combined

TABLE 4a Number of Establishments and Revenue by Type for Private Education Establishments with Total Employment of 20 and Over  
by Region and Industry Sub-Class: Philippines, 2010

(Value in thousand pesos. Details may not add-up to total due to rounding and/or statistical disclosure control)

2009 PSIC Code	Region/ Industry Description	Number of Establishments	Revenue				
			Total	Revenue from Main Activity	Interest Income	Value of Non- Industrial Services Done for Others	Dividend Income
		(1)	(2)	(3)	(4)	(5)	(6)
PHILIPPINES		3,000	116,069,848	109,374,533	-	4,397,180	-
P85112	Private pre-primary/pre-school education for children without special needs	143	1,349,574	1,305,285	-	10,729	-
P85212	Private primary/elementary education for children without special needs	307	4,608,453	4,463,780	-	54,947	-
P85222	Private primary/elementary education for children with special needs	S	S	S	S	S	S
P85312	Private general secondary education	1,238	23,268,117	21,967,315	-	794,384	-
P85322	Private general secondary education for children with special needs	S	S	S	S	S	S
P85332	Private technical and vocational secondary education for children without special needs	3	43,255	43,155	-	-	-
P85402	Private higher education	1,209	83,604,572	78,445,760	-	3,509,648	-
P85592	Other private education, n.e.c.	98	3,185,890	3,139,251	-	27,473	-
National Capital Region		738	56,397,910	52,448,860	-	2,643,144	-
P85112	Private pre-primary/pre-school education for children without special needs	36	529,840	513,503	-	6,732	-
P85212	Private primary/elementary education for children without special needs	78	1,525,072	1,459,007	-	20,088	-
P85222	Private primary/elementary education for children with special needs	S	S	S	S	S	S
P85312	Private general secondary education	281	11,824,533	11,010,247	-	541,284	-
P85322	Private general secondary education for children with special needs	S	S	S	S	S	S
P85332	Private technical and vocational secondary education for children without special needs	S	S	S	S	S	S
P85402	Private higher education	263	39,820,293	36,787,401	-	2,060,808	-
P85592	Other private education, n.e.c.	77	2,680,639	2,661,270	-	14,232	-
Cordillera Administrative Region		54	4,105,499	3,934,220	-	106,955	-
P85112	Private pre-primary/pre-school education for children without special needs	S	S	S	S	S	S
P85212	Private primary/elementary education for children without special needs	4	42,581	42,556	-	24	-
P85312	Private general secondary education	23	375,644	330,685	-	5,802	-
P85402	Private higher education	23	3,581,441	3,455,169	-	101,129	-
P85592	Other private education, n.e.c.	S	S	S	S	S	S
I - Ilocos Region		145	2,672,211	2,545,045	-	48,810	-
P85112	Private pre-primary/pre-school education for children without special needs	S	S	S	S	S	S
P85212	Private primary/elementary education for children without special needs	12	123,812	115,999	-	-	-
P85312	Private general secondary education	70	519,289	469,552	-	26,126	-

TABLE 4a Number of Establishments and Revenue by Type for Private Education Establishments with Total Employment of 20 and Over  
by Region and Industry Sub-Class: Philippines, 2010 *(Continued)*

(Value in thousand pesos. Details may not add-up to total due to rounding and/or statistical disclosure control)

2009 PSIC Code	Region/ Industry Description	Number of Establishments	Revenue				
			Total	Revenue from Main Activity	Interest Income	Value of Non- Industrial Services Done for Others	Dividend Income
P85402	Private higher education	55	1,964,870	1,895,269	-	22,669	
P85592	Other private education, n.e.c.	S	S	S	S	S	S
II - Cagayan Valley		85	2,124,938	2,015,349	-	43,328	-
P85112	Private pre-primary/pre-school education for children without special needs	3	15,704	15,704	-	-	-
P85212	Private primary/elementary education for children without special needs	9	62,348	54,031	-	969	-
P85312	Private general secondary education	35	278,606	256,926	-	13,791	-
P85402	Private higher education	38	1,768,280	1,688,688	-	28,567	-
III - Central Luzon		358	7,464,721	7,116,168	-	209,272	-
P85112	Private pre-primary/pre-school education for children without special needs	23	210,390	200,743	-	453	-
P85212	Private primary/elementary education for children without special needs	40	360,979	348,481	-	5,291	-
P85312	Private general secondary education	160	1,811,671	1,759,617	-	28,959	-
P85402	Private higher education	132	4,869,511	4,613,978	-	169,778	-
P85592	Other private education, n.e.c.	3	212,170	193,348	-	4,791	-
IVA - CALABARZON		521	13,577,802	13,225,380	-	205,249	-
P85112	Private pre-primary/pre-school education for children without special needs	36	282,594	282,043	-	486	-
P85212	Private primary/elementary education for children without special needs	66	1,349,487	1,342,968	-	3,219	-
P85312	Private general secondary education	262	3,183,821	3,126,323	-	23,936	-
P85402	Private higher education	157	8,761,900	8,474,046	-	177,609	-
IVB - MIMAROPA		43	536,966	478,208	-	46,061	-
P85112	Private pre-primary/pre-school education for children without special needs	S	S	S	S	S	S
P85212	Private primary/elementary education for children without special needs	S	S	S	S	S	S
P85312	Private general secondary education	20	99,444	92,724	-	2,194	-
P85402	Private higher education	19	411,065	361,511	-	41,440	-
P85592	Other private education, n.e.c.	S	S	S	S	S	S
V - Bicol Region		132	2,393,868	2,275,980	-	87,786	-
P85112	Private pre-primary/pre-school education for children without special needs	S	S	S	S	S	S

TABLE 4a Number of Establishments and Revenue by Type for Private Education Establishments with Total Employment of 20 and Over by Region and Industry Sub-Class: Philippines, 2010 (Continued)

(Value in thousand pesos. Details may not add-up to total due to rounding and/or statistical disclosure control)

2009 PSIC Code	Region/ Industry Description	Number of Establishments	Revenue				
			Total	Revenue from Main Activity	Interest Income	Value of Non- Industrial Services Done for Others	Dividend Income
		(1)	(2)	(3)	(4)	(5)	(6)
P85212	Private primary/elementary education for children without special needs	11	58,199	51,053	-	3,940	-
P85312	Private general secondary education	35	253,770	232,166	-	15,134	-
P85402	Private higher education	80	2,033,975	1,946,686	-	68,712	-
P85592	Other private education, n.e.c.	S	S	S	S	S	S
<b>VI - Western Visayas</b>		<b>196</b>	<b>5,185,093</b>	<b>4,914,821</b>	<b>-</b>	<b>146,736</b>	<b>-</b>
P85112	Private pre-primary/pre-school education for children without special needs	21	124,396	111,756	-	40	-
P85212	Private primary/elementary education for children without special needs	15	149,009	138,596	-	275	-
P85312	Private general secondary education )	79	965,531	902,576	-	39,120	-
P85332	Private technical and vocational secondary education for children without special needs )						
P85402	Private higher education	74	3,894,929	3,715,011	-	102,953	-
P85592	Other private education, n.e.c.	7	51,228	46,882	-	4,346	-
<b>VII - Central Visayas</b>		<b>198</b>	<b>8,380,685</b>	<b>7,748,191</b>	<b>-</b>	<b>507,938</b>	<b>-</b>
P85112	Private pre-primary/pre-school education for children without special needs	4	56,183	55,263	-	804	-
P85212	Private primary/elementary education for children without special needs	29	546,732	529,138	-	16,839	-
P85312	Private general secondary education	82	2,083,410	2,012,279	-	47,101	-
P85402	Private higher education	79	5,599,284	5,060,495	-	439,133	-
P85592	Other private education, n.e.c.	4	95,076	91,015	-	4,061	-
<b>VIII - Eastern Visayas</b>		<b>73</b>	<b>1,023,630</b>	<b>936,538</b>	<b>-</b>	<b>50,507</b>	<b>-</b>
P85212	Private primary/elementary education for children without special needs	3	6,941	6,794	-	-	-
P85312	Private general secondary education	34	341,808	309,847	-	16,348	-
P85402	Private higher education	36	674,881	619,897	-	34,159	-
<b>IX - Zamboanga Peninsula</b>		<b>59</b>	<b>1,404,878</b>	<b>1,314,289</b>	<b>-</b>	<b>77,924</b>	<b>-</b>
P85112	Private pre-primary/pre-school education for children without special needs	S	S	S	S	S	S
P85212	Private primary/elementary education for children without special needs	S	S	S	S	S	S
P85312	Private general secondary education	17	134,512	133,973	-	537	-
P85402	Private higher education	36	1,218,069	1,128,444	-	77,387	-

TABLE 4a Number of Establishments and Revenue by Type for Private Education Establishments with Total Employment of 20 and Over  
by Region and Industry Sub-Class: Philippines, 2010 *(Continued)*

(Value in thousand pesos. Details may not add-up to total due to rounding and/or statistical disclosure control)

2009 PSIC Code	Region/ Industry Description	Number of Establishments	Revenue				
			Total	Revenue from Main Activity	Interest Income	Value of Non- Industrial Services Done for Others	Dividend Income
		(1)	(2)	(3)	(4)	(5)	(6)
	<b>X - Northern Mindanao</b>	<b>108</b>	<b>3,217,498</b>	<b>3,133,572</b>	<b>-</b>	<b>29,904</b>	<b>-</b>
P85212	Private primary/elementary education for children without special needs	16	139,457	138,953	-	504	-
P85312	Private general secondary education	43	443,849	424,344	-	3,883	-
P85402	Private higher education	49	2,634,191	2,570,275	-	25,517	-
	<b>XI - Davao Region</b>	<b>116</b>	<b>4,470,787</b>	<b>4,289,416</b>	<b>-</b>	<b>125,972</b>	<b>-</b>
P85212	Private primary/elementary education for children without special needs	S	S	S	S	S	S
P85312	Private general secondary education	41	536,713	526,057	-	3,068	-
P85402	Private higher education	62	3,775,850	3,612,121	-	119,382	-
P85592	Other private education, n.e.c.	S	S	S	S	S	S
	<b>XII - SOCCSKSARGEN</b>	<b>96</b>	<b>1,928,138</b>	<b>1,857,849</b>	<b>-</b>	<b>38,398</b>	<b>-</b>
P85112	Private pre-primary/pre-school education for children without special needs	S	S	S	S	S	S
P85212	Private primary/elementary education for children without special needs	5	25,127	25,039	-	88	-
P85312	Private general secondary education	35	277,234	248,898	-	24,162	-
P85332	Private technical and vocational secondary education for children without special needs	S	S	S	S	S	S
P85402	Private higher education	54	1,614,755	1,572,890	-	14,149	-
	<b>XIII - Caraga</b>	<b>45</b>	<b>963,352</b>	<b>927,039</b>	<b>-</b>	<b>24,936</b>	<b>-</b>
P85212	Private primary/elementary education for children without special needs	S	S	S	S	S	S
P85312	Private general secondary education	8	64,291	63,214	-	-	-
P85402	Private higher education	34	864,029	828,792	-	24,936	-
P85592	Other private education, n.e.c.	S	S	S	S	S	S
	<b>Autonomous Region in Muslim Mindanao</b>	<b>33</b>	<b>221,871</b>	<b>213,606</b>	<b>-</b>	<b>4,259</b>	<b>-</b>
P85212	Private primary/elementary education for children without special needs	S	S	S	S	S	S
P85312	Private general secondary education	S	S	S	S	S	S
P85402	Private higher education	18	117,246	115,086	-	1,320	-

TABLE 4a Number of Establishments and Revenue by Type for Private Education Establishments with Total Employment of 20 and Over  
by Region and Industry Sub-Class: Philippines, 2010 (Continued)

(Value in thousand pesos. Details may not add-up to total due to rounding and/or statistical disclosure control)

2009 PSIC Code	Region/ Industry Description	Revenue						
		Commissions and Fees Earned	Delivery Charges Separately Invoiced to Customers	Service Charges	Value of Goods for Resale	Royalty Income	Franchise Income	Foreign Exchange Gains
		(7)	(8)	(9)	(10)	(11)	(12)	(13)
	<b>PHILIPPINES</b>	-	-	-	<b>759,467</b>	-	-	<b>28,676</b>
P85112	Private pre-primary/pre-school education for children without special needs	-	-	-	29,826	-	-	3,734
P85212	Private primary/elementary education for children without special needs	-	-	-	63,555	-	-	26,167
P85222	Private primary/elementary education for children with special needs	S	S	S	S	S	S	S
P85312	Private general secondary education	-	-	-	243,075	-	-	261,000
P85322	Private general secondary education for children with special needs	S	S	S	S	S	S	S
P85332	Private technical and vocational secondary education for children without special needs	-	-	-	-	-	-	99
P85402	Private higher education	-	-	-	421,902	-	-	1,204,916
P85592	Other private education, n.e.c.	-	-	-	1,109	-	-	14,075
	<b>National Capital Region</b>	-	-	-	<b>191,958</b>	-	-	<b>18,856</b>
P85112	Private pre-primary/pre-school education for children without special needs	-	-	-	7,859	-	-	1,745
P85212	Private primary/elementary education for children without special needs	-	-	-	24,200	-	-	21,774
P85222	Private primary/elementary education for children with special needs	S	S	S	S	S	S	S
P85312	Private general secondary education	-	-	-	113,271	-	-	159,712
P85322	Private general secondary education for children with special needs	S	S	S	S	S	S	S
P85332	Private technical and vocational secondary education for children without special needs	S	S	S	S	S	S	-
P85402	Private higher education	-	-	-	46,628	-	-	910,607
P85592	Other private education, n.e.c.	-	-	-	-	-	-	1,153
	<b>Cordillera Administrative Region</b>	-	-	-	<b>61,341</b>	-	-	<b>658</b>
P85112	Private pre-primary/pre-school education for children without special needs	S	S	S	S	S	S	S
P85212	Private primary/elementary education for children without special needs	-	-	-	-	-	-	-
P85312	Private general secondary education	-	-	-	38,802	-	-	356
P85402	Private higher education	-	-	-	22,539	-	-	1,945
P85592	Other private education, n.e.c.	S	S	S	S	S	S	S
	<b>I - Ilocos Region</b>	-	-	-	<b>59,927</b>	-	-	<b>5</b>
P85112	Private pre-primary/pre-school education for children without special needs	S	S	S	S	S	S	S
P85212	Private primary/elementary education for children without special needs	-	-	-	7,812	-	-	-
P85312	Private general secondary education	-	-	-	9,701	-	-	13,910
P85402	Private higher education	-	-	-	42,413	-	-	4,513
P85592	Other private education, n.e.c.	S	S	S	S	S	S	S

TABLE 4a Number of Establishments and Revenue by Type for Private Education Establishments with Total Employment of 20 and Over  
by Region and Industry Sub-Class: Philippines, 2010 (Continued)

(Value in thousand pesos. Details may not add-up to total due to rounding and/or statistical disclosure control)

2009 PSIC Code	Region/ Industry Description	Revenue						
		Commissions and Fees Earned	Delivery Charges Separately Invoiced to Customers	Service Charges	Value of Goods for Resale	Royalty Income	Franchise Income	Foreign Exchange Gains
		(7)	(8)	(9)	(10)	(11)	(12)	(13)
	<b>II - Cagayan Valley</b>	-	-	-	36,057	-	-	57
P85112	Private pre-primary/pre-school education for children without special needs	-	-	-	-	-	-	-
P85212	Private primary/elementary education for children without special needs	-	-	-	5,626	-	-	1,722
P85312	Private general secondary education	-	-	-	5,287	-	-	2,602
P85402	Private higher education	-	-	-	25,144	-	-	57
	<b>III - Central Luzon</b>	-	-	-	66,531	-	-	72,750
P85112	Private pre-primary/pre-school education for children without special needs	-	-	-	9,194	-	-	-
P85212	Private primary/elementary education for children without special needs	-	-	-	5,707	-	-	1,500
P85312	Private general secondary education	-	-	-	15,790	-	-	7,305
P85402	Private higher education	-	-	-	34,732	-	-	51,024
P85592	Other private education, n.e.c.	-	-	-	1,109	-	-	12,922
	<b>IVA - CALABARZON</b>	-	-	-	21,402	-	-	2,188
P85112	Private pre-primary/pre-school education for children without special needs	-	-	-	-	-	-	65
P85212	Private primary/elementary education for children without special needs	-	-	-	3,300	-	-	-
P85312	Private general secondary education	-	-	-	7,920	-	-	25,643
P85402	Private higher education	-	-	-	10,181	-	-	2,188
	<b>IVB - MIMAROPA</b>	-	-	-	9,949	-	-	2,747
P85112	Private pre-primary/pre-school education for children without special needs	S	S	S	S	S	S	S
P85212	Private primary/elementary education for children without special needs	S	S	S	S	S	S	S
P85312	Private general secondary education	-	-	-	3,254	-	-	1,271
P85402	Private higher education	-	-	-	6,639	-	-	1,476
P85592	Other private education, n.e.c.	S	S	S	S	S	S	S
	<b>V - Bicol Region</b>	-	-	-	10,199	-	-	19,902
P85112	Private pre-primary/pre-school education for children without special needs	S	S	S	S	S	S	S
P85212	Private primary/elementary education for children without special needs	-	-	-	3,206	-	-	-
P85312	Private general secondary education	-	-	-	-	-	-	6,470
P85402	Private higher education	-	-	-	6,993	-	-	11,584
P85592	Other private education, n.e.c.	S	S	S	S	S	S	S
	<b>VI - Western Visayas</b>	-	-	-	94,541	-	-	2,323
P85112	Private pre-primary/pre-school education for children without special needs	-	-	-	12,600	-	-	-
P85212	Private primary/elementary education for children without special needs	-	-	-	10,137	-	-	-

TABLE 4a Number of Establishments and Revenue by Type for Private Education Establishments with Total Employment of 20 and Over  
by Region and Industry Sub-Class: Philippines, 2010 (Continued)

(Value in thousand pesos. Details may not add-up to total due to rounding and/or statistical disclosure control)

2009 PSIC Code	Region/ Industry Description	Revenue								
		Commissions and Fees Earned	Delivery Charges Separately Invoiced to Customers	Service Charges	Value of Goods for Resale	Royalty Income	Franchise Income	Foreign Exchange Gains	Other Income	
		(7)	(8)	(9)	(10)	(11)	(12)	(13)	(14)	
P85312	Private general secondary education	)	-	-	-	11,067	-	-	2,323	10,444
P85332	Private technical and vocational secondary education for children without special needs	)								
P85402	Private higher education		-	-	-	60,737	-	-	-	16,228
P85592	Other private education, n.e.c.		-	-	-	-	-	-	-	-
VII - Central Visayas			-	-	-	80,318	-	-	159	44,079
P85112	Private pre-primary/pre-school education for children without special needs		-	-	-	117	-	-	-	-
P85212	Private primary/elementary education for children without special needs		-	-	-	-	-	-	-	754
P85312	Private general secondary education		-	-	-	17,234	-	-	-	6,796
P85402	Private higher education		-	-	-	62,967	-	-	159	36,529
P85592	Other private education, n.e.c.		-	-	-	-	-	-	-	-
VIII - Eastern Visayas			-	-	-	25,519	-	-	-	11,065
P85212	Private primary/elementary education for children without special needs		-	-	-	103	-	-	-	43
P85312	Private general secondary education		-	-	-	6,035	-	-	-	9,578
P85402	Private higher education		-	-	-	19,381	-	-	-	1,444
IX - Zamboanga Peninsula			-	-	-	7,870	-	-	1,886	2,909
P85112	Private pre-primary/pre-school education for children without special needs		S	S	S	S	S	S	S	S
P85212	Private primary/elementary education for children without special needs		S	S	S	S	S	S	S	S
P85312	Private general secondary education		-	-	-	-	-	-	-	2
P85402	Private higher education		-	-	-	7,870	-	-	1,886	2,482
X - Northern Mindanao			-	-	-	37,909	-	-	2,418	13,695
P85212	Private primary/elementary education for children without special needs		-	-	-	-	-	-	-	-
P85312	Private general secondary education		-	-	-	9,908	-	-	-	5,713
P85402	Private higher education		-	-	-	28,000	-	-	2,418	7,981
XI - Davao Region			-	-	-	28,523	-	-	124	26,752
P85212	Private primary/elementary education for children without special needs		S	S	S	S	S	S	S	S
P85312	Private general secondary education		-	-	-	-	-	-	-	7,588
P85402	Private higher education		-	-	-	25,059	-	-	124	19,164
P85592	Other private education, n.e.c.		S	S	S	S	S	S	S	S



TABLE 4a Number of Establishments and Revenue by Type for Private Education Establishments with Total Employment of 20 and Over  
by Region and Industry Sub-Class: Philippines, 2010 (Concluded)

(Value in thousand pesos. Details may not add-up to total due to rounding and/or statistical disclosure control)

2009 PSIC Code	Region/ Industry Description	Revenue							
		Commissions and Fees Earned	Delivery Charges Separately Invoiced to Customers	Service Charges	Value of Goods for Resale	Royalty Income	Franchise Income	Foreign Exchange Gains	Other Income
		(7)	(8)	(9)	(10)	(11)	(12)	(13)	(14)
	XII - SOCCSKSARGEN	-	-	-	21,468	-	-	-	10,422
P85112	Private pre-primary/pre-school education for children without special needs	S	S	S	S	S	S	S	S
P85212	Private primary/elementary education for children without special needs	-	-	-	-	-	-	-	-
P85312	Private general secondary education	-	-	-	2,776	-	-	-	1,398
P85332	Private technical and vocational secondary education for children without special needs	S	S	S	S	S	S	S	S
P85402	Private higher education	-	-	-	18,692	-	-	-	9,024
	XIII - Caraga	-	-	-	5,001	-	-	-	6,377
P85212	Private primary/elementary education for children without special needs	S	S	S	S	S	S	S	S
P85312	Private general secondary education	-	-	-	1,076	-	-	-	-
P85402	Private higher education	-	-	-	3,924	-	-	-	6,377
P85592	Other private education, n.e.c.	S	S	S	S	S	S	S	S
	Autonomous Region in Muslim Mindanao	-	-	-	953	-	-	-	3,053
P85212	Private primary/elementary education for children without special needs	S	S	S	S	S	S	S	S
P85312	Private general secondary education	S	S	S	S	S	S	S	S
P85402	Private higher education	-	-	-	-	-	-	-	840

S - Data suppressed

) - Data combined

TABLE 4a.1 Number of Establishments and Revenue from Main Activity by Type of Transaction for Private Education Establishments with Total Employment of 20 and Over by Region and Industry Sub-Class: Philippines, 2010

(Value in thousand pesos. Details may not add-up to total due to rounding and/or statistical disclosure control)

2009 PSIC Code	Region/ Industry Description	Number of Establishments	Revenue from Main Activity		
			Total	Transactions Within the Country	Transactions Outside the Country
		(1)	(2)	(3)	(4)
PHILIPPINES		3,000	109,374,533	109,239,318	135,216
P85112	Private pre-primary/pre-school education for children without special needs	143	1,305,285	1,305,285	-
P85212	Private primary/elementary education for children without special needs	307	4,463,780	4,463,780	-
P85222	Private primary/elementary education for children with special needs	S	S	S	S
P85312	Private general secondary education	1,238	21,967,315	21,967,315	-
P85322	Private general secondary education for children with special needs	S	S	S	S
P85332	Private technical and vocational secondary education for children without special needs	3	43,155	43,155	-
P85402	Private higher education	1,209	78,445,760	78,399,240	46,520
P85592	Other private education, n.e.c.	98	3,139,251	3,050,555	88,695
National Capital Region		738	52,448,860	52,313,645	135,216
P85112	Private pre-primary/pre-school education for children without special needs	36	513,503	513,503	-
P85212	Private primary/elementary education for children without special needs	78	1,459,007	1,459,007	-
P85222	Private primary/elementary education for children with special needs	S	S	S	S
P85312	Private general secondary education	281	11,010,247	11,010,247	-
P85322	Private general secondary education for children with special needs	S	S	S	S
P85332	Private technical and vocational secondary education for children without special needs	S	S	S	S
P85402	Private higher education	263	36,787,401	36,740,881	46,520
P85592	Other private education, n.e.c.	77	2,661,270	2,572,575	88,695
Cordillera Administrative Region		54	3,934,220	3,934,220	-
P85112	Private pre-primary/pre-school education for children without special needs	S	S	S	S
P85212	Private primary/elementary education for children without special needs	4	42,556	42,556	-
P85312	Private general secondary education	23	330,685	330,685	-
P85402	Private higher education	23	3,455,169	3,455,169	-
P85592	Other private education, n.e.c.	S	S	S	S
I - Ilocos Region		145	2,545,045	2,545,045	-
P85112	Private pre-primary/pre-school education for children without special needs	S	S	S	S
P85212	Private primary/elementary education for children without special needs	12	115,999	115,999	-
P85312	Private general secondary education	70	469,552	469,552	-
P85402	Private higher education	55	1,895,269	1,895,269	-

TABLE 4a.1 Number of Establishments and Revenue from Main Activity by Type of Transaction for Private Education Establishments with Total Employment of 20 and Over by Region and Industry Sub-Class: Philippines, 2010 *(Continued)*

(Value in thousand pesos. Details may not add-up to total due to rounding and/or statistical disclosure control)

2009 PSIC Code	Region/ Industry Description	Number of Establishments	Revenue from Main Activity		
			Total	Transactions Within the Country	Transactions Outside the Country
		(1)	(2)	(3)	(4)
P85592	Other private education, n.e.c.	S	S	S	S
<b>II - Cagayan Valley</b>		<b>85</b>	<b>2,015,349</b>	<b>2,015,349</b>	<b>-</b>
P85112	Private pre-primary/pre-school education for children without special needs	3	15,704	15,704	-
P85212	Private primary/elementary education for children without special needs	9	54,031	54,031	-
P85312	Private general secondary education	35	256,926	256,926	-
P85402	Private higher education	38	1,688,688	1,688,688	-
<b>III - Central Luzon</b>		<b>358</b>	<b>7,116,168</b>	<b>7,116,168</b>	<b>-</b>
P85112	Private pre-primary/pre-school education for children without special needs	23	200,743	200,743	-
P85212	Private primary/elementary education for children without special needs	40	348,481	348,481	-
P85312	Private general secondary education	160	1,759,617	1,759,617	-
P85402	Private higher education	132	4,613,978	4,613,978	-
P85592	Other private education, n.e.c.	3	193,348	193,348	-
<b>IVA - CALABARZON</b>		<b>521</b>	<b>13,225,380</b>	<b>13,225,380</b>	<b>-</b>
P85112	Private pre-primary/pre-school education for children without special needs	36	282,043	282,043	-
P85212	Private primary/elementary education for children without special needs	66	1,342,968	1,342,968	-
P85312	Private general secondary education	262	3,126,323	3,126,323	-
P85402	Private higher education	157	8,474,046	8,474,046	-
<b>IVB - MIMAROPA</b>		<b>43</b>	<b>478,208</b>	<b>478,208</b>	<b>-</b>
P85112	Private pre-primary/pre-school education for children without special needs	S	S	S	S
P85212	Private primary/elementary education for children without special needs	S	S	S	S
P85312	Private general secondary education	20	92,724	92,724	-
P85402	Private higher education	19	361,511	361,511	-
P85592	Other private education, n.e.c.	S	S	S	S
<b>V - Bicol Region</b>		<b>132</b>	<b>2,275,980</b>	<b>2,275,980</b>	<b>-</b>
P85112	Private pre-primary/pre-school education for children without special needs	S	S	S	S
P85212	Private primary/elementary education for children without special needs	11	51,053	51,053	-
P85312	Private general secondary education	35	232,166	232,166	-
P85402	Private higher education	80	1,946,686	1,946,686	-

TABLE 4a.1 Number of Establishments and Revenue from Main Activity by Type of Transaction for Private Education Establishments with Total Employment of 20 and Over by Region and Industry Sub-Class: Philippines, 2010 *(Continued)*

(Value in thousand pesos. Details may not add-up to total due to rounding and/or statistical disclosure control)

2009 PSIC Code	Region/ Industry Description	Number of Establishments	Revenue from Main Activity		
			Total	Transactions Within the Country	Transactions Outside the Country
		(1)	(2)	(3)	(4)
P85592	Other private education, n.e.c.	S	S	S	S
	<b>VI - Western Visayas</b>	<b>196</b>	<b>4,914,821</b>	<b>4,914,821</b>	<b>-</b>
P85112	Private pre-primary/pre-school education for children without special needs	21	111,756	111,756	-
P85212	Private primary/elementary education for children without special needs	15	138,596	138,596	-
P85312	Private general secondary education )	79	902,576	902,576	-
P85332	Private technical and vocational secondary education for children without special needs )				
P85402	Private higher education	74	3,715,011	3,715,011	-
P85592	Other private education, n.e.c.	7	46,882	46,882	-
	<b>VII - Central Visayas</b>	<b>198</b>	<b>7,748,191</b>	<b>7,748,191</b>	<b>-</b>
P85112	Private pre-primary/pre-school education for children without special needs	4	55,263	55,263	-
P85212	Private primary/elementary education for children without special needs	29	529,138	529,138	-
P85312	Private general secondary education	82	2,012,279	2,012,279	-
P85402	Private higher education	79	5,060,495	5,060,495	-
P85592	Other private education, n.e.c.	4	91,015	91,015	-
	<b>VIII - Eastern Visayas</b>	<b>73</b>	<b>936,538</b>	<b>936,538</b>	<b>-</b>
P85212	Private primary/elementary education for children without special needs	3	6,794	6,794	-
P85312	Private general secondary education	34	309,847	309,847	-
P85402	Private higher education	36	619,897	619,897	-
	<b>IX - Zamboanga Peninsula</b>	<b>59</b>	<b>1,314,289</b>	<b>1,314,289</b>	<b>-</b>
P85112	Private pre-primary/pre-school education for children without special needs	S	S	S	S
P85212	Private primary/elementary education for children without special needs	S	S	S	S
P85312	Private general secondary education	17	133,973	133,973	-
P85402	Private higher education	36	1,128,444	1,128,444	-
	<b>X - Northern Mindanao</b>	<b>108</b>	<b>3,133,572</b>	<b>3,133,572</b>	<b>-</b>
P85212	Private primary/elementary education for children without special needs	16	138,953	138,953	-
P85312	Private general secondary education	43	424,344	424,344	-
P85402	Private higher education	49	2,570,275	2,570,275	-

TABLE 4a.1 Number of Establishments and Revenue from Main Activity by Type of Transaction for Private Education Establishments with Total Employment of 20 and Over by Region and Industry Sub-Class: Philippines, 2010 *(Concluded)*

(Value in thousand pesos. Details may not add-up to total due to rounding and/or statistical disclosure control)

2009 PSIC Code	Region/ Industry Description	Number of Establishments	Revenue from Main Activity		
			Total	Transactions Within the Country	Transactions Outside the Country
		(1)	(2)	(3)	(4)
XI - Davao Region		116	4,289,416	4,289,416	-
P85212	Private primary/elementary education for children without special needs	S	S	S	S
P85312	Private general secondary education	41	526,057	526,057	-
P85402	Private higher education	62	3,612,121	3,612,121	-
P85592	Other private education, n.e.c.	S	S	S	S
XII - SOCCSKSARGEN		96	1,857,849	1,857,849	-
P85112	Private pre-primary/pre-school education for children without special needs	S	S	S	S
P85212	Private primary/elementary education for children without special needs	5	25,039	25,039	-
P85312	Private general secondary education	35	248,898	248,898	-
P85332	Private technical and vocational secondary education for children without special needs	S	S	S	S
P85402	Private higher education	54	1,572,890	1,572,890	-
XIII - Caraga		45	927,039	927,039	-
P85212	Private primary/elementary education for children without special needs	S	S	S	S
P85312	Private general secondary education	8	63,214	63,214	-
P85402	Private higher education	34	828,792	828,792	-
P85592	Other private education, n.e.c.	S	S	S	S
Autonomous Region in Muslim Mindanao		33	213,606	213,606	-
P85212	Private primary/elementary education for children without special needs	S	S	S	S
P85312	Private general secondary education	S	S	S	S
P85402	Private higher education	18	115,086	115,086	-

S - Data suppressed

) - Data combined

TABLE 4a.2 Number of Establishments and Non-Industrial Services Done for Others by Private Education Establishments with Total Employment of 20 and Over by Region and Industry Sub-Class: Philippines, 2010

(Value in thousand pesos. Details may not add-up to total due to rounding and/or statistical disclosure control)

2009 PSIC Code	Region/ Industry Description	Number of Establishments	Value of Non-Industrial Services Done for Others				
			Total	Rent Income from Land	Rental Income from Building and Structures	Other Rental Income	Other Non- Industrial Services Done for Others
		(1)	(2)	(3)	(4)	(5)	(6)
<b>PHILIPPINES</b>		<b>3,000</b>	<b>4,397,180</b>	<b>-</b>	<b>377,148</b>	<b>407,417</b>	<b>3,612,616</b>
P85112	Private pre-primary/pre-school education for children without special needs	143	10,729	-	-	-	10,729
P85212	Private primary/elementary education for children without special needs	307	54,947	-	2,543	3,224	49,180
P85222	Private primary/elementary education for children with special needs	S	S	S	S	S	S
P85312	Private general secondary education	1,238	794,384	-	19,226	36,231	738,927
P85322	Private general secondary education for children with special needs	S	S	S	S	S	S
P85332	Private technical and vocational secondary education for children without special needs	3	-	-	-	-	-
P85402	Private higher education	1,209	3,509,648	-	346,798	367,951	2,794,899
P85592	Other private education, n.e.c.	98	27,473	-	8,581	11	18,881
<b>National Capital Region</b>		<b>738</b>	<b>2,643,144</b>	<b>-</b>	<b>186,135</b>	<b>322,943</b>	<b>2,134,066</b>
P85112	Private pre-primary/pre-school education for children without special needs	36	6,732	-	-	-	6,732
P85212	Private primary/elementary education for children without special needs	78	20,088	-	1,355	-	18,733
P85222	Private primary/elementary education for children with special needs	S	S	S	S	S	S
P85312	Private general secondary education	281	541,284	-	4,012	1,742	535,530
P85322	Private general secondary education for children with special needs	S	S	S	S	S	S
P85332	Private technical and vocational secondary education for children without special needs	S	S	S	S	S	S
P85402	Private higher education	263	2,060,808	-	178,704	321,201	1,560,902
P85592	Other private education, n.e.c.	77	14,232	-	2,064	-	12,168
<b>Cordillera Administrative Region</b>		<b>54</b>	<b>106,955</b>	<b>-</b>	<b>48,590</b>	<b>12,570</b>	<b>45,796</b>
P85112	Private pre-primary/pre-school education for children without special needs	S	S	S	S	S	S
P85212	Private primary/elementary education for children without special needs	4	24	-	-	-	24
P85312	Private general secondary education	23	5,802	-	195	-	5,607
P85402	Private higher education	23	101,129	-	48,395	12,570	40,164
P85592	Other private education, n.e.c.	S	S	S	S	S	S
<b>I - Ilocos Region</b>		<b>145</b>	<b>48,810</b>	<b>-</b>	<b>945</b>	<b>6,695</b>	<b>41,170</b>
P85112	Private pre-primary/pre-school education for children without special needs	S	S	S	S	S	S
P85212	Private primary/elementary education for children without special needs	12	-	-	-	-	-
P85312	Private general secondary education	70	26,126	-	-	5,676	20,449
P85402	Private higher education	55	22,669	-	945	1,019	20,706

TABLE 4a.2 Number of Establishments and Non-Industrial Services Done for Others by Private Education Establishments with Total Employment of 20 and Over by Region and Industry Sub-Class: Philippines, 2010 (Continued)

(Value in thousand pesos. Details may not add-up to total due to rounding and/or statistical disclosure control)

2009 PSIC Code	Region/ Industry Description	Number of Establishments	Value of Non-Industrial Services Done for Others				
			Total	Rent Income from Land	Rental Income from Building and Structures	Other Rental Income	Other Non- Industrial Services Done for Others
		(1)	(2)	(3)	(4)	(5)	(6)
P85592	Other private education, n.e.c.	S	S	S	S	S	S
<b>II - Cagayan Valley</b>		<b>85</b>	<b>43,328</b>	<b>-</b>	<b>5,349</b>	<b>9,953</b>	<b>28,026</b>
P85112	Private pre-primary/pre-school education for children without special needs	3	-	-	-	-	-
P85212	Private primary/elementary education for children without special needs	9	969	-	-	-	969
P85312	Private general secondary education	35	13,791	-	1,099	3,123	9,569
P85402	Private higher education	38	28,567	-	4,249	6,830	17,488
<b>III - Central Luzon</b>		<b>358</b>	<b>209,272</b>	<b>-</b>	<b>21,295</b>	<b>9,889</b>	<b>178,088</b>
P85112	Private pre-primary/pre-school education for children without special needs	23	453	-	-	-	453
P85212	Private primary/elementary education for children without special needs	40	5,291	-	-	131	5,160
P85312	Private general secondary education	160	28,959	-	3,412	3,716	21,832
P85402	Private higher education	132	169,778	-	14,037	6,042	149,698
P85592	Other private education, n.e.c.	3	4,791	-	3,846	-	945
<b>IVA - CALABARZON</b>		<b>521</b>	<b>205,249</b>	<b>-</b>	<b>12,747</b>	<b>5,789</b>	<b>186,714</b>
P85112	Private pre-primary/pre-school education for children without special needs	36	486	-	-	-	486
P85212	Private primary/elementary education for children without special needs	66	3,219	-	-	-	3,219
P85312	Private general secondary education	262	23,936	-	1,214	3,431	19,291
P85402	Private higher education	157	177,609	-	11,533	2,358	163,718
<b>IVB - MIMAROPA</b>		<b>43</b>	<b>46,061</b>	<b>-</b>	<b>10,467</b>	<b>276</b>	<b>35,319</b>
P85112	Private pre-primary/pre-school education for children without special needs	S	S	S	S	S	S
P85212	Private primary/elementary education for children without special needs	S	S	S	S	S	S
P85312	Private general secondary education	20	2,194	-	-	-	2,194
P85402	Private higher education	19	41,440	-	10,400	265	30,774
P85592	Other private education, n.e.c.	S	S	S	S	S	S
<b>V - Bicol Region</b>		<b>132</b>	<b>87,786</b>	<b>-</b>	<b>1,219</b>	<b>6,312</b>	<b>80,255</b>
P85112	Private pre-primary/pre-school education for children without special needs	S	S	S	S	S	S
P85212	Private primary/elementary education for children without special needs	11	3,940	-	-	3,033	908
P85312	Private general secondary education	35	15,134	-	-	-	15,134
P85402	Private higher education	80	68,712	-	1,219	3,280	64,214

TABLE 4a.2 Number of Establishments and Non-Industrial Services Done for Others by Private Education Establishments with Total Employment of 20 and Over by Region and Industry Sub-Class: Philippines, 2010 (Continued)

(Value in thousand pesos. Details may not add-up to total due to rounding and/or statistical disclosure control)

2009 PSIC Code	Region/ Industry Description	Number of Establishments	Value of Non-Industrial Services Done for Others				
			Total	Rent Income from Land	Rental Income from Building and Structures	Other Rental Income	Other Non- Industrial Services Done for Others
		(1)	(2)	(3)	(4)	(5)	(6)
P85592	Other private education, n.e.c.	S	S	S	S	S	S
	<b>VI - Western Visayas</b>	<b>196</b>	<b>146,736</b>	<b>-</b>	<b>9,746</b>	<b>3,727</b>	<b>133,263</b>
P85112	Private pre-primary/pre-school education for children without special needs	21	40	-	-	-	40
P85212	Private primary/elementary education for children without special needs	15	275	-	107	-	168
P85312	Private general secondary education )	79	39,120	-	210	3,219	35,691
P85332	Private technical and vocational secondary education for children without special needs )						
P85402	Private higher education	74	102,953	-	6,759	507	95,687
P85592	Other private education, n.e.c.	7	4,346	-	2,670	-	1,676
	<b>VII - Central Visayas</b>	<b>198</b>	<b>507,938</b>	<b>-</b>	<b>49,818</b>	<b>3,491</b>	<b>454,630</b>
P85112	Private pre-primary/pre-school education for children without special needs	4	804	-	-	-	804
P85212	Private primary/elementary education for children without special needs	29	16,839	-	663	-	16,176
P85312	Private general secondary education	82	47,101	-	8,392	220	38,488
P85402	Private higher education	79	439,133	-	40,762	3,270	395,101
P85592	Other private education, n.e.c.	4	4,061	-	-	-	4,061
	<b>VIII - Eastern Visayas</b>	<b>73</b>	<b>50,507</b>	<b>-</b>	<b>1,739</b>	<b>6,088</b>	<b>42,680</b>
P85212	Private primary/elementary education for children without special needs	3	-	-	-	-	-
P85312	Private general secondary education	34	16,348	-	-	5,020	11,328
P85402	Private higher education	36	34,159	-	1,739	1,068	31,352
	<b>IX - Zamboanga Peninsula</b>	<b>59</b>	<b>77,924</b>	<b>-</b>	<b>3,605</b>	<b>3,477</b>	<b>70,842</b>
P85112	Private pre-primary/pre-school education for children without special needs	S	S	S	S	S	S
P85212	Private primary/elementary education for children without special needs	S	S	S	S	S	S
P85312	Private general secondary education	17	537	-	-	-	537
P85402	Private higher education	36	77,387	-	3,605	3,477	70,306
	<b>X - Northern Mindanao</b>	<b>108</b>	<b>29,904</b>	<b>-</b>	<b>6,703</b>	<b>470</b>	<b>22,731</b>
P85212	Private primary/elementary education for children without special needs	16	504	-	309	60	135
P85312	Private general secondary education	43	3,883	-	226	410	3,247
P85402	Private higher education	49	25,517	-	6,168	-	19,349



TABLE 4a.2 Number of Establishments and Non-Industrial Services Done for Others by Private Education Establishments with Total Employment of 20 and Over by Region and Industry Sub-Class: Philippines, 2010 (*Concluded*)

(Value in thousand pesos. Details may not add-up to total due to rounding and/or statistical disclosure control)

2009 PSIC Code	Region/ Industry Description	Number of Establishments	Value of Non-Industrial Services Done for Others				
			Total	Rent Income from Land	Rental Income from Building and Structures	Other Rental Income	Other Non- Industrial Services Done for Others
		(1)	(2)	(3)	(4)	(5)	(6)
XI - Davao Region		116	125,972	-	11,112	5,096	109,763
P85212	Private primary/elementary education for children without special needs	S	S	S	S	S	S
P85312	Private general secondary education	41	3,068	-	-	-	3,068
P85402	Private higher education	62	119,382	-	11,112	5,096	103,173
P85592	Other private education, n.e.c.	S	S	S	S	S	S
XII - SOCCSKSARGEN		96	38,398	-	7,108	8,199	23,091
P85112	Private pre-primary/pre-school education for children without special needs	S	S	S	S	S	S
P85212	Private primary/elementary education for children without special needs	5	88	-	42	-	45
P85312	Private general secondary education	35	24,162	-	431	7,609	16,121
P85332	Private technical and vocational secondary education for children without special needs	S	S	S	S	S	S
P85402	Private higher education	54	14,149	-	6,634	590	6,925
XIII - Caraga		45	24,936	-	537	377	24,022
P85212	Private primary/elementary education for children without special needs	S	S	S	S	S	S
P85312	Private general secondary education	8	-	-	-	-	-
P85402	Private higher education	34	24,936	-	537	377	24,022
P85592	Other private education, n.e.c.	S	S	S	S	S	S
Autonomous Region in Muslim Mindanao		33	4,259	-	34	2,064	2,160
P85212	Private primary/elementary education for children without special needs	S	S	S	S	S	S
P85312	Private general secondary education	S	S	S	S	S	S
P85402	Private higher education	18	1,320	-	-	-	1,320

S - Data suppressed

) - Data combined

TABLE 5a Number of Establishments and Cost by Type for Private Education Establishments with Total Employment of 20 and Over by Region and Industry Sub-Class: Philippines, 2010

(Value in thousand pesos. Details may not add-up to total due to rounding and/or statistical disclosure control)

2009 PSIC Code	Region/ Industry Description	Number of Establishments	Cost			
			Total	Materials and Supplies Purchased	Fuels, Lubricants, Oils and Greases Purchased	Electricity and Water Purchased
		(1)	(2)	(3)	(4)	(5)
PHILIPPINES		3,000	44,968,326	6,836,177	550,854	6,065,643
P85112	Private pre-primary/pre-school education for children without special needs	143	481,315	101,434	12,734	69,697
P85212	Private primary/elementary education for children without special needs	307	1,916,205	260,847	22,273	235,390
P85222	Private primary/elementary education for children with special needs	S	S	S	S	S
P85312	Private general secondary education	1,238	8,145,927	1,410,297	104,696	1,256,258
P85322	Private general secondary education for children with special needs	S	S	S	S	S
P85332	Private technical and vocational secondary education for children without special needs	3	12,728	2,221	264	963
P85402	Private higher education	1,209	32,583,663	4,757,322	357,592	4,356,523
P85592	Other private education, n.e.c.	98	1,826,526	303,735	53,160	146,328
National Capital Region		738	22,956,790	3,055,175	199,270	3,430,448
P85112	Private pre-primary/pre-school education for children without special needs	36	201,754	44,456	3,333	22,044
P85212	Private primary/elementary education for children without special needs	78	649,465	97,503	2,794	73,527
P85222	Private primary/elementary education for children with special needs	S	S	S	S	S
P85312	Private general secondary education	281	4,242,977	625,571	41,851	724,904
P85322	Private general secondary education for children with special needs	S	S	S	S	S
P85332	Private technical and vocational secondary education for children without special needs	S	S	S	S	S
P85402	Private higher education	263	16,271,448	2,007,686	113,602	2,493,864
P85592	Other private education, n.e.c.	77	1,586,657	279,034	37,555	115,449
Cordillera Administrative Region		54	964,605	230,203	17,413	73,026
P85112	Private pre-primary/pre-school education for children without special needs	S	S	S	S	S
P85212	Private primary/elementary education for children without special needs	4	13,634	3,114	997	1,222
P85312	Private general secondary education	23	110,598	15,222	5,558	6,034
P85402	Private higher education	23	813,489	203,737	10,267	58,798
P85592	Other private education, n.e.c.	S	S	S	S	S
I - Ilocos Region		145	1,033,165	159,961	18,204	96,836
P85112	Private pre-primary/pre-school education for children without special needs	S	S	S	S	S
P85212	Private primary/elementary education for children without special needs	12	49,826	12,515	309	9,186
P85312	Private general secondary education	70	166,963	58,562	1,144	16,130
P85402	Private higher education	55	782,633	84,278	11,630	69,392
P85592	Other private education, n.e.c.	S	S	S	S	S

TABLE 5a Number of Establishments and Cost by Type for Private Education Establishments with Total Employment of 20 and Over by Region and Industry Sub-Class: Philippines, 2010 *(Continued)*

(Value in thousand pesos. Details may not add-up to total due to rounding and/or statistical disclosure control)

2009 PSIC Code	Region/ Industry Description	Number of Establishments	Cost			
			Total	Materials and Supplies Purchased	Fuels, Lubricants, Oils and Greases Purchased	Electricity and Water Purchased
		(1)	(2)	(3)	(4)	(5)
II - Cagayan Valley		85	720,214	77,275	25,647	77,541
P85112	Private pre-primary/pre-school education for children without special needs	3	5,620	238	160	770
P85212	Private primary/elementary education for children without special needs	9	27,268	5,348	20	1,968
P85312	Private general secondary education	35	75,545	11,489	1,947	7,910
P85402	Private higher education	38	611,782	60,200	23,521	66,893
III - Central Luzon		358	2,894,855	349,205	47,538	421,764
P85112	Private pre-primary/pre-school education for children without special needs	23	55,181	4,219	719	17,335
P85212	Private primary/elementary education for children without special needs	40	125,144	8,442	4,251	29,140
P85312	Private general secondary education	160	586,752	96,572	7,600	112,095
P85402	Private higher education	132	2,014,484	231,496	25,252	255,601
P85592	Other private education, n.e.c.	3	113,293	8,476	9,717	7,593
IVA - CALABARZON		521	5,583,814	1,037,375	74,516	779,742
P85112	Private pre-primary/pre-school education for children without special needs	36	89,845	29,188	4,841	17,722
P85212	Private primary/elementary education for children without special needs	66	685,815	60,250	7,594	75,860
P85312	Private general secondary education	262	1,318,186	179,478	15,203	198,426
P85402	Private higher education	157	3,489,968	768,460	46,878	487,734
IVB - MIMAROPA		43	199,050	30,840	3,501	23,857
P85112	Private pre-primary/pre-school education for children without special needs	S	S	S	S	S
P85212	Private primary/elementary education for children without special needs	S	S	S	S	S
P85312	Private general secondary education	20	39,591	9,365	58	2,901
P85402	Private higher education	19	150,018	19,760	2,774	20,147
P85592	Other private education, n.e.c.	S	S	S	S	S
V - Bicol Region		132	796,785	135,757	13,289	108,600
P85112	Private pre-primary/pre-school education for children without special needs	S	S	S	S	S
P85212	Private primary/elementary education for children without special needs	11	26,291	2,156	465	3,579
P85312	Private general secondary education	35	65,249	8,055	1,591	10,251
P85402	Private higher education	80	687,093	122,788	10,808	92,045
P85592	Other private education, n.e.c.	S	S	S	S	S

TABLE 5a Number of Establishments and Cost by Type for Private Education Establishments with Total Employment of 20 and Over by Region and Industry Sub-Class: Philippines, 2010 (Continued)

(Value in thousand pesos. Details may not add-up to total due to rounding and/or statistical disclosure control)

2009 PSIC Code	Region/ Industry Description	Number of Establishments	Cost			
			Total	Materials and Supplies Purchased	Fuels, Lubricants, Oils and Greases Purchased	Electricity and Water Purchased
		(1)	(2)	(3)	(4)	(5)
VI - Western Visayas		196	1,837,924	331,651	26,160	222,285
P85112	Private pre-primary/pre-school education for children without special needs	21	58,770	8,142	1,067	3,878
P85212	Private primary/elementary education for children without special needs	15	56,209	11,621	713	8,736
P85312	Private general secondary education )	79	274,761	40,665	3,919	42,004
P85332	Private technical and vocational secondary education for children without special needs )					
P85402	Private higher education	74	1,418,060	270,015	20,088	161,904
P85592	Other private education, n.e.c.	7	30,123	1,209	373	5,764
VII - Central Visayas		198	3,110,483	623,361	42,909	321,821
P85112	Private pre-primary/pre-school education for children without special needs	4	21,511	3,577	857	1,606
P85212	Private primary/elementary education for children without special needs	29	171,556	31,964	2,470	17,370
P85312	Private general secondary education	82	648,224	248,122	11,601	65,374
P85402	Private higher education	79	2,233,776	334,166	27,462	228,998
P85592	Other private education, n.e.c.	4	35,416	5,531	519	8,473
VIII - Eastern Visayas		73	298,518	51,537	6,503	31,023
P85212	Private primary/elementary education for children without special needs	3	1,857	370	15	200
P85312	Private general secondary education	34	120,213	27,712	2,609	11,562
P85402	Private higher education	36	176,448	23,455	3,880	19,260
IX - Zamboanga Peninsula		59	437,711	49,141	6,747	49,920
P85112	Private pre-primary/pre-school education for children without special needs	S	S	S	S	S
P85212	Private primary/elementary education for children without special needs	S	S	S	S	S
P85312	Private general secondary education	17	25,233	6,934	1,069	5,957
P85402	Private higher education	36	401,567	40,818	5,210	41,648
X - Northern Mindanao		108	1,394,593	234,210	20,663	112,803
P85212	Private primary/elementary education for children without special needs	16	37,426	12,656	518	5,300
P85312	Private general secondary education	43	192,880	24,455	4,095	17,098
P85402	Private higher education	49	1,164,287	197,099	16,050	90,405

TABLE 5a Number of Establishments and Cost by Type for Private Education Establishments with Total Employment of 20 and Over  
by Region and Industry Sub-Class: Philippines, 2010 *(Continued)*

(Value in thousand pesos. Details may not add-up to total due to rounding and/or statistical disclosure control)

2009 PSIC Code	Region/ Industry Description	Number of Establishments	Cost			
			Total	Materials and Supplies Purchased	Fuels, Lubricants, Oils and Greases Purchased	Electricity and Water Purchased
		(1)	(2)	(3)	(4)	(5)
XI - Davao Region		116	1,591,974	242,939	17,238	198,900
P85212	Private primary/elementary education for children without special needs	S	S	S	S	S
P85312	Private general secondary education	41	139,341	26,122	4,010	22,314
P85402	Private higher education	62	1,399,192	208,749	12,471	170,323
P85592	Other private education, n.e.c.	S	S	S	S	S
XII - SOCCSKSARGEN		96	735,494	150,155	21,220	71,692
P85112	Private pre-primary/pre-school education for children without special needs	S	S	S	S	S
P85212	Private primary/elementary education for children without special needs	5	8,642	2,889	373	850
P85312	Private general secondary education	35	107,668	21,835	2,131	9,554
P85332	Private technical and vocational secondary education for children without special needs	S	S	S	S	S
P85402	Private higher education	54	614,675	124,325	18,570	60,879
XIII - Caraga		45	350,736	59,219	8,351	40,158
P85212	Private primary/elementary education for children without special needs	S	S	S	S	S
P85312	Private general secondary education	8	18,257	4,791	201	2,441
P85402	Private higher education	34	314,249	48,860	7,677	35,246
P85592	Other private education, n.e.c.	S	S	S	S	S
Autonomous Region in Muslim Mindanao		33	61,617	18,171	1,684	5,227
P85212	Private primary/elementary education for children without special needs	S	S	S	S	S
P85312	Private general secondary education	S	S	S	S	S
P85402	Private higher education	18	40,491	11,430	1,453	3,384

TABLE 5a Number of Establishments and Cost by Type for Private Education Establishments with Total Employment of 20 and Over by Region and Industry Sub-Class: Philippines, 2010 (Continued)

(Value in thousand pesos. Details may not add-up to total due to rounding and/or statistical disclosure control)

2009 PSIC Code	Region/ Industry Description	Cost					
		Industrial Services Done by Others	Non-Industrial Services Done by Others	Interest Expense	Goods Purchased for Resale	Taxes on Product and Production	Research and Experimental Development
		(6)	(7)	(8)	(9)	(10)	(11)
PHILIPPINES		1,662,386	16,104,426	1,066,267	601,935	319,485	773,632
P85112	Private pre-primary/pre-school education for children without special needs	12,593	144,527	18,443	26,967	5,431	-
P85212	Private primary/elementary education for children without special needs	91,511	805,305	64,415	45,502	19,317	2,226
P85222	Private primary/elementary education for children with special needs	S	S	S	S	S	S
P85312	Private general secondary education	403,341	2,449,962	188,432	192,125	52,006	41,846
P85322	Private general secondary education for children with special needs	S	S	S	S	S	S
P85332	Private technical and vocational secondary education for children without special needs	-	5,911	240	-	256	-
P85402	Private higher education	1,131,267	11,697,907	779,279	332,175	217,823	727,845
P85592	Other private education, n.e.c.	23,675	999,903	15,458	5,165	24,641	1,716
National Capital Region		859,424	8,810,293	503,286	155,740	149,380	568,872
P85112	Private pre-primary/pre-school education for children without special needs	6,222	89,563	21	4,794	1,882	-
P85212	Private primary/elementary education for children without special needs	23,847	324,110	6,574	15,644	10,355	2,226
P85222	Private primary/elementary education for children with special needs	S	S	S	S	S	S
P85312	Private general secondary education	253,975	1,374,953	89,073	91,901	22,926	31,024
P85322	Private general secondary education for children with special needs	S	S	S	S	S	S
P85332	Private technical and vocational secondary education for children without special needs	S	S	S	S	S	-
P85402	Private higher education	553,112	6,143,511	400,374	39,320	91,691	533,907
P85592	Other private education, n.e.c.	22,269	876,421	7,237	4,080	22,491	1,716
Cordillera Administrative Region		25,463	262,182	15,637	49,398	8,287	6,592
P85112	Private pre-primary/pre-school education for children without special needs	S	S	S	S	S	S
P85212	Private primary/elementary education for children without special needs	296	3,533	2,220	-	75	-
P85312	Private general secondary education	2,238	24,142	780	30,184	912	2,203
P85402	Private higher education	22,470	230,361	9,579	19,214	6,691	4,388
P85592	Other private education, n.e.c.	S	S	S	S	S	S
I - Ilocos Region		43,080	384,104	38,058	46,988	5,185	13,883
P85112	Private pre-primary/pre-school education for children without special needs	S	S	S	S	S	S
P85212	Private primary/elementary education for children without special needs	1,291	7,922	-	5,596	345	-
P85312	Private general secondary education	13,031	33,640	1,157	6,707	974	-
P85402	Private higher education	27,357	330,012	34,549	34,685	3,240	13,883
P85592	Other private education, n.e.c.	S	S	S	S	S	S

TABLE 5a Number of Establishments and Cost by Type for Private Education Establishments with Total Employment of 20 and Over  
by Region and Industry Sub-Class: Philippines, 2010 *(Continued)*

(Value in thousand pesos. Details may not add-up to total due to rounding and/or statistical disclosure control)

2009 PSIC Code	Region/ Industry Description	Cost					
		Industrial Services Done by Others	Non-Industrial Services Done by Others	Interest Expense	Goods Purchased for Resale	Taxes on Product and Production	Research and Experimental Development
		(6)	(7)	(8)	(9)	(10)	(11)
II - Cagayan Valley		11,961	256,656	8,778	31,652	7,593	8,748
P85112	Private pre-primary/pre-school education for children without special needs	8	1,795	688	-	74	-
P85212	Private primary/elementary education for children without special needs	811	9,809	4,214	4,484	45	-
P85312	Private general secondary education	2,743	27,063	768	4,240	1,401	-
P85402	Private higher education	8,399	217,989	3,108	22,928	6,072	8,748
III - Central Luzon		109,571	1,070,847	74,376	52,694	17,591	37,925
P85112	Private pre-primary/pre-school education for children without special needs	586	6,746	4,192	8,713	1,025	-
P85212	Private primary/elementary education for children without special needs	9,101	39,106	9,979	4,526	447	-
P85312	Private general secondary education	28,253	161,166	9,840	12,885	2,872	-
P85402	Private higher education	71,631	802,118	45,248	25,486	13,237	37,925
P85592	Other private education, n.e.c.	-	61,711	5,117	1,085	10	-
IVA - CALABARZON		216,084	1,649,510	182,521	11,671	37,930	32,489
P85112	Private pre-primary/pre-school education for children without special needs	2,076	8,122	6,438	-	1,502	-
P85212	Private primary/elementary education for children without special needs	42,351	280,360	32,969	3,000	4,895	-
P85312	Private general secondary education	40,021	350,964	61,421	6,104	5,005	3,922
P85402	Private higher education	131,637	1,010,064	81,693	2,567	26,527	28,568
IVB - MIMAROPA		6,356	74,819	3,218	7,580	1,066	-
P85112	Private pre-primary/pre-school education for children without special needs	S	S	S	S	S	S
P85212	Private primary/elementary education for children without special needs	S	S	S	S	S	S
P85312	Private general secondary education	2,947	14,983	-	2,726	81	-
P85402	Private higher education	3,284	54,971	3,218	4,791	859	-
P85592	Other private education, n.e.c.	S	S	S	S	S	S
V - Bicol Region		26,864	253,279	23,036	9,457	6,533	10,333
P85112	Private pre-primary/pre-school education for children without special needs	S	S	S	S	S	S
P85212	Private primary/elementary education for children without special needs	459	13,832	43	2,685	2	-
P85312	Private general secondary education	3,090	22,490	392	-	282	-
P85402	Private higher education	22,725	211,703	18,057	6,772	6,229	10,333
P85592	Other private education, n.e.c.	S	S	S	S	S	S

TABLE 5a Number of Establishments and Cost by Type for Private Education Establishments with Total Employment of 20 and Over  
by Region and Industry Sub-Class: Philippines, 2010 *(Continued)*

(Value in thousand pesos. Details may not add-up to total due to rounding and/or statistical disclosure control)

2009 PSIC Code	Region/ Industry Description	Cost					
		Industrial Services Done by Others	Non-Industrial Services Done by Others	Interest Expense	Goods Purchased for Resale	Taxes on Product and Production	Research and Experimental Development
		(6)	(7)	(8)	(9)	(10)	(11)
	<b>VI - Western Visayas</b>	<b>61,092</b>	<b>626,122</b>	<b>47,177</b>	<b>77,175</b>	<b>20,575</b>	<b>3,197</b>
P85112	Private pre-primary/pre-school education for children without special needs	1,355	16,162	-	12,639	275	-
P85212	Private primary/elementary education for children without special needs	1,698	15,866	1,969	6,269	242	-
P85312	Private general secondary education )	18,520	90,395	1,264	9,740	5,117	-
P85332	Private technical and vocational secondary education for children without special needs )						
P85402	Private higher education	38,955	485,031	43,897	48,528	14,405	3,197
P85592	Other private education, n.e.c.	563	18,667	46	-	536	-
	<b>VII - Central Visayas</b>	<b>129,173</b>	<b>1,096,947</b>	<b>65,469</b>	<b>56,597</b>	<b>25,038</b>	<b>22,583</b>
P85112	Private pre-primary/pre-school education for children without special needs	663	9,292	58	758	263	-
P85212	Private primary/elementary education for children without special needs	5,325	79,065	5,240	-	1,579	-
P85312	Private general secondary education	24,960	133,480	3,121	12,900	6,545	4,696
P85402	Private higher education	98,225	859,457	57,051	42,939	16,117	17,886
P85592	Other private education, n.e.c.	-	15,654	-	-	534	-
	<b>VIII - Eastern Visayas</b>	<b>7,179</b>	<b>77,220</b>	<b>3,680</b>	<b>21,687</b>	<b>2,400</b>	<b>-</b>
P85212	Private primary/elementary education for children without special needs	69	1,007	-	-	3	-
P85312	Private general secondary education	3,645	22,319	1,033	5,746	1,031	-
P85402	Private higher education	3,464	53,895	2,647	15,940	1,366	-
	<b>IX - Zamboanga Peninsula</b>	<b>3,597</b>	<b>212,961</b>	<b>13,450</b>	<b>5,018</b>	<b>1,737</b>	<b>-</b>
P85112	Private pre-primary/pre-school education for children without special needs	S	S	S	S	S	S
P85212	Private primary/elementary education for children without special needs	S	S	S	S	S	S
P85312	Private general secondary education	405	5,547	-	-	142	-
P85402	Private higher education	2,722	204,166	12,644	5,018	1,594	-
	<b>X - Northern Mindanao</b>	<b>51,141</b>	<b>541,170</b>	<b>26,420</b>	<b>30,060</b>	<b>13,019</b>	<b>30,749</b>
P85212	Private primary/elementary education for children without special needs	4,156	9,434	-	-	198	-
P85312	Private general secondary education	4,947	95,764	12,580	5,065	1,484	-
P85402	Private higher education	42,038	435,972	13,840	24,996	11,337	30,749



TABLE 5a Number of Establishments and Cost by Type for Private Education Establishments with Total Employment of 20 and Over  
by Region and Industry Sub-Class: Philippines, 2010 *(Continued)*

(Value in thousand pesos. Details may not add-up to total due to rounding and/or statistical disclosure control)

2009 PSIC Code	Region/ Industry Description	Cost					
		Industrial Services Done by Others	Non-Industrial Services Done by Others	Interest Expense	Goods Purchased for Resale	Taxes on Product and Production	Research and Experimental Development
		(6)	(7)	(8)	(9)	(10)	(11)
XI - Davao Region		70,631	500,261	21,317	23,799	8,990	27,341
P85212	Private primary/elementary education for children without special needs	S	S	S	S	S	S
P85312	Private general secondary education	884	50,446	4,864	-	757	-
P85402	Private higher education	68,852	428,795	16,300	20,500	7,373	27,341
P85592	Other private education, n.e.c.	S	S	S	S	S	S
XII - SOCCSKSARGEN		21,915	169,132	38,933	17,324	8,055	10,918
P85112	Private pre-primary/pre-school education for children without special needs	S	S	S	S	S	S
P85212	Private primary/elementary education for children without special needs	94	2,370	-	-	216	-
P85312	Private general secondary education	2,317	34,176	2,020	2,071	2,105	-
P85332	Private technical and vocational secondary education for children without special needs	S	S	S	S	S	S
P85402	Private higher education	19,504	130,990	36,531	15,252	5,605	10,918
XIII - Caraga		16,120	108,597	702	4,173	5,945	-
P85212	Private primary/elementary education for children without special needs	S	S	S	S	S	S
P85312	Private general secondary education	579	6,914	-	933	401	-
P85402	Private higher education	14,943	94,087	454	3,240	5,390	-
P85592	Other private education, n.e.c.	S	S	S	S	S	S
Autonomous Region in Muslim Mindanao		2,735	10,325	208	922	163	-
P85212	Private primary/elementary education for children without special needs	S	S	S	S	S	S
P85312	Private general secondary education	S	S	S	S	S	S
P85402	Private higher education	1,949	4,787	90	-	90	-

TABLE 5a Number of Establishments and Cost by Type for Private Education Establishments with Total Employment of 20 and Over  
by Region and Industry Sub-Class: Philippines, 2010 (Continued)

(Value in thousand pesos. Details may not add-up to total due to rounding and/or statistical disclosure control)

2009 PSIC Code	Region/ Industry Description	Cost						
		Environmental Protection Expense	Royalty Fee	Franchise Fee	Foreign Exchange Losses	Bad and Doubtful Debts	Depreciation of Fixed Assets	Other Cost
		(12)	(13)	(14)	(15)	(16)	(17)	(18)
PHILIPPINES		22,698	-	81,999	240,866	874,737	7,771,886	1,995,336
P85112	Private pre-primary/pre-school education for children without special needs	200	-	1,400	-	13,322	71,382	3,186
P85212	Private primary/elementary education for children without special needs	170	-	-	117	21,621	298,648	48,862
P85222	Private primary/elementary education for children with special needs	S	S	S	S	S	S	S
P85312	Private general secondary education	3,834	-	-	5,024	168,673	1,626,645	242,787
P85322	Private general secondary education for children with special needs	S	S	S	S	S	S	S
P85332	Private technical and vocational secondary education for children without special needs	-	-	-	-	-	2,768	107
P85402	Private higher education	18,494	-	61,875	185,483	665,425	5,606,616	1,688,037
P85592	Other private education, n.e.c.	-	-	18,723	50,241	5,695	165,728	12,359
National Capital Region		9,079	-	18,723	192,228	256,782	3,510,485	1,237,603
P85112	Private pre-primary/pre-school education for children without special needs	-	-	-	-	311	27,164	1,963
P85212	Private primary/elementary education for children without special needs	-	-	-	117	11,024	73,711	8,035
P85222	Private primary/elementary education for children with special needs	S	S	S	S	S	S	S
P85312	Private general secondary education	1,681	-	-	895	42,204	829,555	112,465
P85322	Private general secondary education for children with special needs	S	S	S	S	S	S	S
P85332	Private technical and vocational secondary education for children without special needs	S	S	S	S	S	S	S
P85402	Private higher education	7,398	-	-	140,976	199,391	2,443,912	1,102,705
P85592	Other private education, n.e.c.	-	-	18,723	50,241	3,853	135,260	12,328
Cordillera Administrative Region		-	-	-	2,717	12,903	227,969	32,814
P85112	Private pre-primary/pre-school education for children without special needs	S	S	S	S	S	S	S
P85212	Private primary/elementary education for children without special needs	-	-	-	-	312	1,867	-
P85312	Private general secondary education	-	-	-	2,717	1,261	17,952	1,393
P85402	Private higher education	-	-	-	-	9,488	207,074	31,421
P85592	Other private education, n.e.c.	S	S	S	S	S	S	S
I - Ilocos Region		150	-	-	14	25,941	173,581	27,179
P85112	Private pre-primary/pre-school education for children without special needs	S	S	S	S	S	S	S
P85212	Private primary/elementary education for children without special needs	-	-	-	-	1	12,662	-
P85312	Private general secondary education	-	-	-	-	1,034	34,041	544
P85402	Private higher education	150	-	-	14	24,759	122,077	26,605
P85592	Other private education, n.e.c.	S	S	S	S	S	S	S

TABLE 5a Number of Establishments and Cost by Type for Private Education Establishments with Total Employment of 20 and Over  
by Region and Industry Sub-Class: Philippines, 2010 (Continued)

(Value in thousand pesos. Details may not add-up to total due to rounding and/or statistical disclosure control)

2009 PSIC Code	Region/ Industry Description	Cost						
		Environmental Protection Expense	Royalty Fee	Franchise Fee	Foreign Exchange Losses	Bad and Doubtful Debts	Depreciation of Fixed Assets	Other Cost
		(12)	(13)	(14)	(15)	(16)	(17)	(18)
II - Cagayan Valley		1,203	-	-	-	23,648	160,659	28,853
P85112	Private pre-primary/pre-school education for children without special needs	-	-	-	-	34	1,796	54
P85212	Private primary/elementary education for children without special needs	-	-	-	-	-	568	-
P85312	Private general secondary education	-	-	-	-	35	16,604	1,345
P85402	Private higher education	1,203	-	-	-	23,579	141,691	27,453
III - Central Luzon		1,170	-	61,943	8	73,495	490,057	86,671
P85112	Private pre-primary/pre-school education for children without special needs	-	-	1,400	-	1,094	8,287	866
P85212	Private primary/elementary education for children without special needs	44	-	-	-	3,127	16,981	-
P85312	Private general secondary education	357	-	-	-	17,092	119,998	18,022
P85402	Private higher education	769	-	60,543	8	52,182	325,206	67,782
P85592	Other private education, n.e.c.	-	-	-	-	-	19,585	-
IVA - CALABARZON		7,874	-	-	6,265	181,090	1,054,016	312,731
P85112	Private pre-primary/pre-school education for children without special needs	200	-	-	-	9,429	10,105	223
P85212	Private primary/elementary education for children without special needs	-	-	-	-	3,143	138,609	36,785
P85312	Private general secondary education	132	-	-	233	97,599	266,122	93,555
P85402	Private higher education	7,542	-	-	6,032	70,919	639,180	182,167
IVB - MIMAROPA		-	-	-	-	5,235	42,272	305
P85112	Private pre-primary/pre-school education for children without special needs	S	S	S	S	S	S	S
P85212	Private primary/elementary education for children without special needs	S	S	S	S	S	S	S
P85312	Private general secondary education	-	-	-	-	136	6,395	-
P85402	Private higher education	-	-	-	-	5,099	34,811	305
P85592	Other private education, n.e.c.	S	S	S	S	S	S	S
V - Bicol Region		317	-	-	1,244	30,583	173,014	4,477
P85112	Private pre-primary/pre-school education for children without special needs	S	S	S	S	S	S	S
P85212	Private primary/elementary education for children without special needs	55	-	-	-	94	2,920	-
P85312	Private general secondary education	263	-	-	-	67	18,732	36
P85402	Private higher education	-	-	-	1,244	30,422	149,527	4,441
P85592	Other private education, n.e.c.	S	S	S	S	S	S	S

TABLE 5a Number of Establishments and Cost by Type for Private Education Establishments with Total Employment of 20 and Over  
by Region and Industry Sub-Class: Philippines, 2010 (Continued)

(Value in thousand pesos. Details may not add-up to total due to rounding and/or statistical disclosure control)

2009 PSIC Code	Region/ Industry Description	Cost						
		Environmental Protection Expense	Royalty Fee	Franchise Fee	Foreign Exchange Losses	Bad and Doubtful Debts	Depreciation of Fixed Assets	Other Cost
		(12)	(13)	(14)	(15)	(16)	(17)	(18)
	VI - Western Visayas	262	-	-	974	43,563	371,426	6,265
P85112	Private pre-primary/pre-school education for children without special needs	-	-	-	-	169	15,036	48
P85212	Private primary/elementary education for children without special needs	-	-	-	-	2,707	6,386	-
P85312	Private general secondary education )	-	-	-	-	2,915	60,102	120
P85332	Private technical and vocational secondary education for children without special needs )							
P85402	Private higher education	262	-	-	974	37,771	286,966	6,066
P85592	Other private education, n.e.c.	-	-	-	-	-	2,935	30
	VII - Central Visayas	1,580	-	-	25,455	65,085	614,554	19,911
P85112	Private pre-primary/pre-school education for children without special needs	-	-	-	-	2,139	2,298	-
P85212	Private primary/elementary education for children without special needs	-	-	-	-	37	27,430	1,077
P85312	Private general secondary education	1,400	-	-	1,180	1,567	125,898	7,380
P85402	Private higher education	180	-	-	24,275	61,342	454,223	11,455
P85592	Other private education, n.e.c.	-	-	-	-	-	4,705	-
	VIII - Eastern Visayas	-	-	121	-	5,307	89,571	2,290
P85212	Private primary/elementary education for children without special needs	-	-	-	-	15	179	-
P85312	Private general secondary education	-	-	-	-	482	43,629	445
P85402	Private higher education	-	-	121	-	4,810	45,764	1,845
	IX - Zamboanga Peninsula	-	-	-	2,259	7,548	84,049	1,285
P85112	Private pre-primary/pre-school education for children without special needs	S	S	S	S	S	S	S
P85212	Private primary/elementary education for children without special needs	S	S	S	S	S	S	S
P85312	Private general secondary education	-	-	-	-	-	5,178	-
P85402	Private higher education	-	-	-	2,259	7,338	76,866	1,285
	X - Northern Mindanao	72	-	-	3,405	40,859	255,370	34,653
P85212	Private primary/elementary education for children without special needs	72	-	-	-	136	4,793	163
P85312	Private general secondary education	-	-	-	-	1,472	25,921	-
P85402	Private higher education	-	-	-	3,405	39,252	224,656	34,490

TABLE 5a Number of Establishments and Cost by Type for Private Education Establishments with Total Employment of 20 and Over  
by Region and Industry Sub-Class: Philippines, 2010 *(Concluded)*

(Value in thousand pesos. Details may not add-up to total due to rounding and/or statistical disclosure control)

2009 PSIC Code	Region/ Industry Description	Cost						
		Environmental Protection Expense	Royalty Fee	Franchise Fee	Foreign Exchange Losses	Bad and Doubtful Debts	Depreciation of Fixed Assets	Other Cost
		(12)	(13)	(14)	(15)	(16)	(17)	(18)
	XI - Davao Region	-	-	1,212	5,294	33,825	298,317	141,910
P85212	Private primary/elementary education for children without special needs	S	S	S	S	S	S	S
P85312	Private general secondary education	-	-	-	-	560	27,304	2,080
P85402	Private higher education	-	-	1,212	5,294	32,448	262,374	137,160
P85592	Other private education, n.e.c.	S	S	S	S	S	S	S
	XII - SOCCSKSARGEN	207	-	-	-	42,024	134,116	49,804
P85112	Private pre-primary/pre-school education for children without special needs	S	S	S	S	S	S	S
P85212	Private primary/elementary education for children without special needs	-	-	-	-	-	1,721	131
P85312	Private general secondary education	-	-	-	-	1,106	24,951	5,402
P85332	Private technical and vocational secondary education for children without special needs	S	S	S	S	S	S	S
P85402	Private higher education	207	-	-	-	40,918	106,706	44,270
	XIII - Caraga	-	-	-	-	19,992	80,792	6,687
P85212	Private primary/elementary education for children without special needs	S	S	S	S	S	S	S
P85312	Private general secondary education	-	-	-	-	747	1,249	-
P85402	Private higher education	-	-	-	-	19,244	78,422	6,687
P85592	Other private education, n.e.c.	S	S	S	S	S	S	S
	Autonomous Region in Muslim Mindanao	783	-	-	1,002	6,858	11,637	1,901
P85212	Private primary/elementary education for children without special needs	S	S	S	S	S	S	S
P85312	Private general secondary education	S	S	S	S	S	S	S
P85402	Private higher education	783	-	-	1,002	6,462	7,161	1,901

S - Data suppressed

) - Data combined

TABLE 5a.1 Number of Establishments and Cost of Industrial Services Done by Others for Private Education Establishments with Total Employment of 20 and Over by Region and Industry Sub-Class: Philippines, 2010

(Value in thousand pesos. Details may not add-up to total due to rounding and/or statistical disclosure control)

2009 PSIC Code	Region/ Industry Description	Number of Establishments	Industrial Services Done by Others		
			Total	Contract and Commission Work	Other Industrial Services
		(1)	(2)	(3)	(4)
PHILIPPINES		3,000	1,662,386	-	1,662,386
P85112	Private pre-primary/pre-school education for children without special needs	143	12,593	-	12,593
P85212	Private primary/elementary education for children without special needs	307	91,511	-	91,511
P85222	Private primary/elementary education for children with special needs	S	S	S	S
P85312	Private general secondary education	1,238	403,341	-	403,341
P85322	Private general secondary education for children with special needs	S	S	S	S
P85332	Private technical and vocational secondary education for children without special needs	3	-	-	-
P85402	Private higher education	1,209	1,131,267	-	1,131,267
P85592	Other private education, n.e.c.	98	23,675	-	23,675
National Capital Region		738	859,424	-	859,424
P85112	Private pre-primary/pre-school education for children without special needs	36	6,222	-	6,222
P85212	Private primary/elementary education for children without special needs	78	23,847	-	23,847
P85222	Private primary/elementary education for children with special needs	S	S	S	S
P85312	Private general secondary education	281	253,975	-	253,975
P85322	Private general secondary education for children with special needs	S	S	S	S
P85332	Private technical and vocational secondary education for children without special needs	S	S	S	S
P85402	Private higher education	263	553,112	-	553,112
P85592	Other private education, n.e.c.	77	22,269	-	22,269
Cordillera Administrative Region		54	25,463	-	25,463
P85112	Private pre-primary/pre-school education for children without special needs	S	S	S	S
P85212	Private primary/elementary education for children without special needs	4	296	-	296
P85312	Private general secondary education	23	2,238	-	2,238
P85402	Private higher education	23	22,470	-	22,470
P85592	Other private education, n.e.c.	S	S	S	S
I - Ilocos Region		145	43,080	-	43,080
P85112	Private pre-primary/pre-school education for children without special needs	S	S	S	S
P85212	Private primary/elementary education for children without special needs	12	1,291	-	1,291
P85312	Private general secondary education	70	13,031	-	13,031
P85402	Private higher education	55	27,357	-	27,357
P85592	Other private education, n.e.c.	S	S	S	S

TABLE 5a.1 Number of Establishments and Cost of Industrial Services Done by Others for Private Education Establishments with Total Employment of 20 and Over by Region and Industry Sub-Class: Philippines, 2010 *(Continued)*

(Value in thousand pesos. Details may not add-up to total due to rounding and/or statistical disclosure control)

2009 PSIC Code	Region/ Industry Description	Number of Establishments	Industrial Services Done by Others		
			Total	Contract and Commission Work	Other Industrial Services
		(1)	(2)	(3)	(4)
II - Cagayan Valley		85	11,961	-	11,961
P85112	Private pre-primary/pre-school education for children without special needs	3	8	-	8
P85212	Private primary/elementary education for children without special needs	9	811	-	811
P85312	Private general secondary education	35	2,743	-	2,743
P85402	Private higher education	38	8,399	-	8,399
III - Central Luzon		358	109,571	-	109,571
P85112	Private pre-primary/pre-school education for children without special needs	23	586	-	586
P85212	Private primary/elementary education for children without special needs	40	9,101	-	9,101
P85312	Private general secondary education	160	28,253	-	28,253
P85402	Private higher education	132	71,631	-	71,631
P85592	Other private education, n.e.c.	3	-	-	-
IVA - CALABARZON		521	216,084	-	216,084
P85112	Private pre-primary/pre-school education for children without special needs	36	2,076	-	2,076
P85212	Private primary/elementary education for children without special needs	66	42,351	-	42,351
P85312	Private general secondary education	262	40,021	-	40,021
P85402	Private higher education	157	131,637	-	131,637
IVB - MIMAROPA		43	6,356	-	6,356
P85112	Private pre-primary/pre-school education for children without special needs	S	S	S	S
P85212	Private primary/elementary education for children without special needs	S	S	S	S
P85312	Private general secondary education	20	2,947	-	2,947
P85402	Private higher education	19	3,284	-	3,284
P85592	Other private education, n.e.c.	S	S	S	S
V - Bicol Region		132	26,864	-	26,864
P85112	Private pre-primary/pre-school education for children without special needs	S	S	S	S
P85212	Private primary/elementary education for children without special needs	11	459	-	459
P85312	Private general secondary education	35	3,090	-	3,090
P85402	Private higher education	80	22,725	-	22,725
P85592	Other private education, n.e.c.	S	S	S	S
VI - Western Visayas		196	61,092	-	61,092
P85112	Private pre-primary/pre-school education for children without special needs	21	1,355	-	1,355

TABLE 5a.1 Number of Establishments and Cost of Industrial Services Done by Others for Private Education Establishments with Total Employment of 20 and Over by Region and Industry Sub-Class: Philippines, 2010 *(Continued)*

(Value in thousand pesos. Details may not add-up to total due to rounding and/or statistical disclosure control)

2009 PSIC Code	Region/ Industry Description	Number of Establishments	Industrial Services Done by Others		
			Total	Contract and Commission Work	Other Industrial Services
		(1)	(2)	(3)	(4)
P85212	Private primary/elementary education for children without special needs	15	1,698	-	1,698
P85312	Private general secondary education )	79	18,520	-	18,520
P85332	Private technical and vocational secondary education for children without special needs )				
P85402	Private higher education	74	38,955	-	38,955
P85592	Other private education, n.e.c.	7	563	-	563
<b>VII - Central Visayas</b>		<b>198</b>	<b>129,173</b>	<b>-</b>	<b>129,173</b>
P85112	Private pre-primary/pre-school education for children without special needs	4	663	-	663
P85212	Private primary/elementary education for children without special needs	29	5,325	-	5,325
P85312	Private general secondary education	82	24,960	-	24,960
P85402	Private higher education	79	98,225	-	98,225
P85592	Other private education, n.e.c.	4	-	-	-
<b>VIII - Eastern Visayas</b>		<b>73</b>	<b>7,179</b>	<b>-</b>	<b>7,179</b>
P85212	Private primary/elementary education for children without special needs	3	69	-	69
P85312	Private general secondary education	34	3,645	-	3,645
P85402	Private higher education	36	3,464	-	3,464
<b>IX - Zamboanga Peninsula</b>		<b>59</b>	<b>3,597</b>	<b>-</b>	<b>3,597</b>
P85112	Private pre-primary/pre-school education for children without special needs	S	S	S	S
P85212	Private primary/elementary education for children without special needs	S	S	S	S
P85312	Private general secondary education	17	405	-	405
P85402	Private higher education	36	2,722	-	2,722
<b>X - Northern Mindanao</b>		<b>108</b>	<b>51,141</b>	<b>-</b>	<b>51,141</b>
P85212	Private primary/elementary education for children without special needs	16	4,156	-	4,156
P85312	Private general secondary education	43	4,947	-	4,947
P85402	Private higher education	49	42,038	-	42,038
<b>XI - Davao Region</b>		<b>116</b>	<b>70,631</b>	<b>-</b>	<b>70,631</b>
P85212	Private primary/elementary education for children without special needs	S	S	S	S
P85312	Private general secondary education	41	884	-	884
P85402	Private higher education	62	68,852	-	68,852
P85592	Other private education, n.e.c.	S	S	S	S



TABLE 5a.1 Number of Establishments and Cost of Industrial Services Done by Others for Private Education Establishments with Total Employment of 20 and Over by Region and Industry Sub-Class: Philippines, 2010 (*Concluded*)

(Value in thousand pesos. Details may not add-up to total due to rounding and/or statistical disclosure control)

2009 PSIC Code	Region/ Industry Description	Number of Establishments	Industrial Services Done by Others		
			Total	Contract and Commission Work	Other Industrial Services
		(1)	(2)	(3)	(4)
XII - SOCCSKSARGEN		96	21,915	-	21,915
P85112	Private pre-primary/pre-school education for children without special needs	S	S	S	S
P85212	Private primary/elementary education for children without special needs	5	94	-	94
P85312	Private general secondary education	35	2,317	-	2,317
P85332	Private technical and vocational secondary education for children without special needs	S	S	S	S
P85402	Private higher education	54	19,504	-	19,504
XIII - Caraga		45	16,120	-	16,120
P85212	Private primary/elementary education for children without special needs	S	S	S	S
P85312	Private general secondary education	8	579	-	579
P85402	Private higher education	34	14,943	-	14,943
P85592	Other private education, n.e.c.	S	S	S	S
Autonomous Region in Muslim Mindanao		33	2,735	-	2,735
P85212	Private primary/elementary education for children without special needs	S	S	S	S
P85312	Private general secondary education	S	S	S	S
P85402	Private higher education	18	1,949	-	1,949

S - Data suppressed

) - Data combined

TABLE 5a.2 Number of Establishments and Cost of Non-Industrial Services Done by Others for Private Education Establishments with Total Employment of 20 and Over by Region and Industry Sub-Class: Philippines, 2010

(Value in thousand pesos. Details may not add-up to total due to rounding and/or statistical disclosure control)

2009 PSIC Code	Region/ Industry Description	Number of Establishments	Non-Industrial Services Done by Others				
			Total	Rent Expense for Land	Rental Expense for Building and Structures	Other Rental Expense	Other Non- Industrial Services
			(1)	(2)	(3)	(4)	(5)
PHILIPPINES		3,000	16,104,426	355,231	1,533,587	261,090	13,954,519
P85112	Private pre-primary/pre-school education for children without special needs	143	144,527	3,887	23,799	583	116,258
P85212	Private primary/elementary education for children without special needs	307	805,305	6,028	74,523	6,933	717,821
P85222	Private primary/elementary education for children with special needs	S	S	S	S	S	S
P85312	Private general secondary education	1,238	2,449,962	77,475	191,169	71,118	2,110,200
P85322	Private general secondary education for children with special needs	S	S	S	S	S	S
P85332	Private technical and vocational secondary education for children without special needs	3	5,911	-	-	-	5,911
P85402	Private higher education	1,209	11,697,907	261,422	1,033,907	176,825	10,225,753
P85592	Other private education, n.e.c.	98	999,903	6,418	210,190	5,630	777,665
National Capital Region		738	8,810,293	174,048	1,089,860	192,628	7,353,757
P85112	Private pre-primary/pre-school education for children without special needs	36	89,563	849	18,272	476	69,967
P85212	Private primary/elementary education for children without special needs	78	324,110	3,552	57,606	596	262,355
P85222	Private primary/elementary education for children with special needs	S	S	S	S	S	S
P85312	Private general secondary education	281	1,374,953	59,381	77,607	68,855	1,169,109
P85322	Private general secondary education for children with special needs	S	S	S	S	S	S
P85332	Private technical and vocational secondary education for children without special needs	S	S	S	S	S	401
P85402	Private higher education	263	6,143,511	109,092	759,374	118,685	5,156,360
P85592	Other private education, n.e.c.	77	876,421	1,173	177,001	4,016	694,230
Cordillera Administrative Region		54	262,182	1,657	15,463	760	244,303
P85112	Private pre-primary/pre-school education for children without special needs	S	S	S	S	S	S
P85212	Private primary/elementary education for children without special needs	4	3,533	-	1,218	-	2,315
P85312	Private general secondary education	23	24,142	1,657	10,688	-	11,797
P85402	Private higher education	23	230,361	-	2,157	760	227,445
P85592	Other private education, n.e.c.	S	S	S	S	S	S
I - Ilocos Region		145	384,104	8,434	35,202	-	340,468
P85112	Private pre-primary/pre-school education for children without special needs	S	S	S	S	S	S
P85212	Private primary/elementary education for children without special needs	12	7,922	99	-	-	7,823
P85312	Private general secondary education	70	33,640	5,064	-	-	28,577
P85402	Private higher education	55	330,012	3,272	33,147	-	293,594
P85592	Other private education, n.e.c.	S	S	S	S	S	S

TABLE 5a.2 Number of Establishments and Cost of Non-Industrial Services Done by Others for Private Education Establishments with Total Employment of 20 and Over by Region and Industry Sub-Class: Philippines, 2010 *(Continued)*

(Value in thousand pesos. Details may not add-up to total due to rounding and/or statistical disclosure control)

2009 PSIC Code	Region/ Industry Description	Number of Establishments	Non-Industrial Services Done by Others				
			Total	Rent Expense for Land	Rental Expense for Building and Structures	Other Rental Expense	Other Non- Industrial Services
		(1)	(2)	(3)	(4)	(5)	(6)
II - Cagayan Valley		85	256,656	60	16,614	292	239,689
P85112	Private pre-primary/pre-school education for children without special needs	3	1,795	60	3	-	1,732
P85212	Private primary/elementary education for children without special needs	9	9,809	-	-	-	9,809
P85312	Private general secondary education	35	27,063	-	2,999	3	24,061
P85402	Private higher education	38	217,989	-	13,612	289	204,088
III - Central Luzon		358	1,070,847	86,717	63,589	41,877	878,664
P85112	Private pre-primary/pre-school education for children without special needs	23	6,746	-	613	-	6,133
P85212	Private primary/elementary education for children without special needs	40	39,106	-	1,699	-	37,407
P85312	Private general secondary education	160	161,166	480	180	-	160,506
P85402	Private higher education	132	802,118	80,992	54,125	40,917	626,084
P85592	Other private education, n.e.c.	3	61,711	5,245	6,972	960	48,534
IVA - CALABARZON		521	1,649,510	67,733	128,314	15,920	1,437,543
P85112	Private pre-primary/pre-school education for children without special needs	36	8,122	-	-	-	8,122
P85212	Private primary/elementary education for children without special needs	66	280,360	2,160	972	4,278	272,950
P85312	Private general secondary education	262	350,964	9,367	71,356	58	270,183
P85402	Private higher education	157	1,010,064	56,206	55,986	11,584	886,288
IVB - MIMAROPA		43	74,819	336	5,286	375	68,823
P85112	Private pre-primary/pre-school education for children without special needs	S	S	S	S	S	S
P85212	Private primary/elementary education for children without special needs	S	S	S	S	S	S
P85312	Private general secondary education	20	14,983	-	-	-	14,983
P85402	Private higher education	19	54,971	336	5,286	375	48,974
P85592	Other private education, n.e.c.	S	S	S	S	S	S
V - Bicol Region		132	253,279	-	10,141	844	242,295
P85112	Private pre-primary/pre-school education for children without special needs	S	S	S	S	S	S
P85212	Private primary/elementary education for children without special needs	11	13,832	-	-	703	13,129
P85312	Private general secondary education	35	22,490	-	-	-	22,490
P85402	Private higher education	80	211,703	-	9,258	66	202,378
P85592	Other private education, n.e.c.	S	S	S	S	S	S
VI - Western Visayas		196	626,122	-	35,236	1,280	589,605
P85112	Private pre-primary/pre-school education for children without special needs	21	16,162	-	3,227	55	12,881

TABLE 5a.2 Number of Establishments and Cost of Non-Industrial Services Done by Others for Private Education Establishments with Total Employment of 20 and Over by Region and Industry Sub-Class: Philippines, 2010 (Continued)

(Value in thousand pesos. Details may not add-up to total due to rounding and/or statistical disclosure control)

2009 PSIC Code	Region/ Industry Description	Number of Establishments	Non-Industrial Services Done by Others				
			Total	Rent Expense for Land	Rental Expense for Building and Structures	Other Rental Expense	Other Non- Industrial Services
		(1)	(2)	(3)	(4)	(5)	(6)
P85212	Private primary/elementary education for children without special needs	15	15,866	-	2,600	1,218	12,048
P85312	Private general secondary education )	79	90,395	-	-	-	90,395
P85332	Private technical and vocational secondary education for children without special needs )						
P85402	Private higher education	74	485,031	-	18,814	8	466,209
P85592	Other private education, n.e.c.	7	18,667	-	10,595	-	8,073
VII - Central Visayas		198	1,096,947	11,937	64,696	3,441	1,016,873
P85112	Private pre-primary/pre-school education for children without special needs	4	9,292	2,937	610	-	5,744
P85212	Private primary/elementary education for children without special needs	29	79,065	-	7,220	-	71,845
P85312	Private general secondary education	82	133,480	-	7,680	1,835	123,964
P85402	Private higher education	79	859,457	9,000	40,131	1,027	809,299
P85592	Other private education, n.e.c.	4	15,654	-	9,055	579	6,020
VIII - Eastern Visayas		73	77,220	-	653	410	76,158
P85212	Private primary/elementary education for children without special needs	3	1,007	-	289	-	718
P85312	Private general secondary education	34	22,319	-	-	94	22,225
P85402	Private higher education	36	53,895	-	364	316	53,215
IX - Zamboanga Peninsula		59	212,961	881	8,534	14	203,531
P85112	Private pre-primary/pre-school education for children without special needs	S	S	S	S	S	S
P85212	Private primary/elementary education for children without special needs	S	S	S	S	S	S
P85312	Private general secondary education	17	5,547	-	1,170	-	4,377
P85402	Private higher education	36	204,166	840	5,948	14	197,364
X - Northern Mindanao		108	541,170	601	10,984	246	529,338
P85212	Private primary/elementary education for children without special needs	16	9,434	-	700	138	8,596
P85312	Private general secondary education	43	95,764	-	8,642	86	87,036
P85402	Private higher education	49	435,972	601	1,643	22	433,706
XI - Davao Region		116	500,261	2,534	24,661	1,301	471,764
P85212	Private primary/elementary education for children without special needs	S	S	S	S	S	S
P85312	Private general secondary education	41	50,446	1,280	9,151	57	39,959
P85402	Private higher education	62	428,795	1,038	12,294	1,244	414,219
P85592	Other private education, n.e.c.	S	S	S	S	S	S

TABLE 5a.2 Number of Establishments and Cost of Non-Industrial Services Done by Others for Private Education Establishments with Total Employment of 20 and Over by Region and Industry Sub-Class: Philippines, 2010 *(Concluded)*

(Value in thousand pesos. Details may not add-up to total due to rounding and/or statistical disclosure control)

2009 PSIC Code	Region/ Industry Description	Number of Establishments	Non-Industrial Services Done by Others				
			Total	Rent Expense for Land	Rental Expense for Building and Structures	Other Rental Expense	Other Non- Industrial Services
		(1)	(2)	(3)	(4)	(5)	(6)
XII - SOCCSKSARGEN		96	169,132	199	16,424	1,387	151,123
P85112	Private pre-primary/pre-school education for children without special needs	S	S	S	S	S	S
P85212	Private primary/elementary education for children without special needs	5	2,370	-	-	-	2,370
P85312	Private general secondary education	35	34,176	199	688	129	33,161
P85332	Private technical and vocational secondary education for children without special needs	S	S	S	S	S	S
P85402	Private higher education	54	130,990	-	15,736	1,205	114,049
XIII - Caraga		45	108,597	45	7,930	314	100,308
P85212	Private primary/elementary education for children without special needs	S	S	S	S	S	S
P85312	Private general secondary education	8	6,914	-	1,008	-	5,906
P85402	Private higher education	34	94,087	45	6,033	314	87,695
P85592	Other private education, n.e.c.	S	S	S	S	S	S
Autonomous Region in Muslim Mindanao		33	10,325	48	-	-	10,277
P85212	Private primary/elementary education for children without special needs	S	S	S	S	S	S
P85312	Private general secondary education	S	S	S	S	S	S
P85402	Private higher education	18	4,787	-	-	-	4,787

S - Data suppressed

) - Data combined

TABLE 6a Number of Establishments and Capital Expenditures of Tangible Fixed Assets by Type for Private Education Establishments with Total Employment of 20 and Over by Region and Industry Sub-Class: Philippines, 2010

(Value in thousand pesos. Details may not add-up to total due to rounding and/or statistical disclosure control)

2009 PSIC Code	Region/ Industry Description	Number of Establishments	Capital Expenditures of Tangible Fixed Assets			
			Total	Land	Buildings, Other Structures and Land Improvements	Transport Equipment
		(1)	(2)	(3)	(4)	(5)
PHILIPPINES		3,000	11,901,695	846,628	7,083,892	342,555
P85112	Private pre-primary/pre-school education for children without special needs	143	51,421	-	22,715	6,793
P85212	Private primary/elementary education for children without special needs	307	235,201	4,568	144,635	10,464
P85222	Private primary/elementary education for children with special needs	S	S	S	S	S
P85312	Private general secondary education	1,238	2,036,918	191,607	1,310,532	62,446
P85322	Private general secondary education for children with special needs	S	S	S	S	S
P85332	Private technical and vocational secondary education for children without special needs	3	6,457	5,513	548	-
P85402	Private higher education	1,209	9,131,211	639,507	5,412,434	180,872
P85592	Other private education, n.e.c.	98	440,452	5,433	192,995	81,980
National Capital Region		738	6,111,423	344,533	3,722,122	158,237
P85112	Private pre-primary/pre-school education for children without special needs	36	33,444	-	17,011	6,793
P85212	Private primary/elementary education for children without special needs	78	97,165	-	58,467	4,665
P85222	Private primary/elementary education for children with special needs	S	S	S	S	S
P85312	Private general secondary education	281	1,070,787	101,013	709,773	31,717
P85322	Private general secondary education for children with special needs	S	S	S	S	S
P85332	Private technical and vocational secondary education for children without special needs	S	S	S	S	S
P85402	Private higher education	263	4,539,108	235,524	2,770,051	63,991
P85592	Other private education, n.e.c.	77	365,021	2,483	166,738	51,071
Cordillera Administrative Region		54	227,454	9,321	88,539	4,019
P85112	Private pre-primary/pre-school education for children without special needs	S	S	S	S	S
P85212	Private primary/elementary education for children without special needs	4	-	-	-	-
P85312	Private general secondary education	23	10,072	-	2,026	-
P85402	Private higher education	23	217,382	9,321	86,513	4,019
P85592	Other private education, n.e.c.	S	S	S	S	S
I - Ilocos Region		145	213,275	16,010	101,523	31,577
P85112	Private pre-primary/pre-school education for children without special needs	S	S	S	S	S
P85212	Private primary/elementary education for children without special needs	12	1,429	-	-	-
P85312	Private general secondary education	70	33,609	-	27,126	1,290
P85402	Private higher education	55	148,753	16,010	63,495	13,865
P85592	Other private education, n.e.c.	S	S	S	S	S

TABLE 6a Number of Establishments and Capital Expenditures of Tangible Fixed Assets by Type for Private Education Establishments with Total Employment of 20 and Over by Region and Industry Sub-Class: Philippines, 2010 *(Continued)*

(Value in thousand pesos. Details may not add-up to total due to rounding and/or statistical disclosure control)

2009 PSIC Code	Region/ Industry Description	Number of Establishments	Capital Expenditures of Tangible Fixed Assets			
			Total	Land	Buildings, Other Structures and Land Improvements	Transport Equipment
		(1)	(2)	(3)	(4)	(5)
II - Cagayan Valley		85	387,703	1,740	290,302	2,897
P85112	Private pre-primary/pre-school education for children without special needs	3	166	-	166	-
P85212	Private primary/elementary education for children without special needs	9	2,492	-	2,132	-
P85312	Private general secondary education	35	6,268	-	6,268	-
P85402	Private higher education	38	378,777	1,740	281,736	2,897
III - Central Luzon		358	779,872	86,353	443,885	35,831
P85112	Private pre-primary/pre-school education for children without special needs	23	3,359	-	1,602	-
P85212	Private primary/elementary education for children without special needs	40	13,160	1,750	9,149	967
P85312	Private general secondary education	160	346,015	37,407	236,062	4,197
P85402	Private higher education	132	382,609	44,246	184,051	16,780
P85592	Other private education, n.e.c.	3	34,729	2,950	13,020	13,887
IVA - CALABARZON		521	1,418,406	198,214	790,459	40,004
P85112	Private pre-primary/pre-school education for children without special needs	36	1,369	-	642	-
P85212	Private primary/elementary education for children without special needs	66	22,952	-	5,509	1,454
P85312	Private general secondary education	262	196,970	2,707	141,977	9,547
P85402	Private higher education	157	1,197,114	195,506	642,330	29,003
IVB - MIMAROPA		43	49,311	20	24,755	661
P85112	Private pre-primary/pre-school education for children without special needs	S	S	S	S	S
P85212	Private primary/elementary education for children without special needs	S	S	S	S	S
P85312	Private general secondary education	20	12,923	-	9,704	-
P85402	Private higher education	19	36,377	20	15,051	661
P85592	Other private education, n.e.c.	S	S	S	S	S
V - Bicol Region		132	151,662	15,385	61,525	3,057
P85112	Private pre-primary/pre-school education for children without special needs	S	S	S	S	S
P85212	Private primary/elementary education for children without special needs	11	1,396	-	389	-
P85312	Private general secondary education	35	5,892	-	1,392	-
P85402	Private higher education	80	142,616	15,385	59,293	3,057
P85592	Other private education, n.e.c.	S	S	S	S	S

TABLE 6a Number of Establishments and Capital Expenditures of Tangible Fixed Assets by Type for Private Education Establishments with Total Employment of 20 and Over by Region and Industry Sub-Class: Philippines, 2010 *(Continued)*

(Value in thousand pesos. Details may not add-up to total due to rounding and/or statistical disclosure control)

2009 PSIC Code	Region/ Industry Description	Number of Establishments	Capital Expenditures of Tangible Fixed Assets			
			Total	Land	Buildings, Other Structures and Land Improvements	Transport Equipment
VI - Western Visayas		196	427,788	1,143	256,688	6,608
P85112	Private pre-primary/pre-school education for children without special needs	21	7,189	-	-	-
P85212	Private primary/elementary education for children without special needs	15	15,257	-	10,938	135
P85312	Private general secondary education )	79	33,351	-	6,263	1,400
P85332	Private technical and vocational secondary education for children without special needs )					
P85402	Private higher education	74	361,029	1,143	237,210	4,473
P85592	Other private education, n.e.c.	7	10,963	-	2,276	600
VII - Central Visayas		198	742,118	106,655	391,566	10,804
P85112	Private pre-primary/pre-school education for children without special needs	4	3,014	-	2,842	
P85212	Private primary/elementary education for children without special needs	29	37,610	1,633	28,983	-
P85312	Private general secondary education	82	196,611	44,000	101,992	5,796
P85402	Private higher education	79	504,842	61,022	257,749	5,008
P85592	Other private education, n.e.c.	4	41	-	-	-
VIII - Eastern Visayas		73	51,708	5,173	33,823	457
P85212	Private primary/elementary education for children without special needs	3	353	-	120	-
P85312	Private general secondary education	34	14,560	-	10,436	-
P85402	Private higher education	36	36,794	5,173	23,267	457
IX - Zamboanga Peninsula		59	72,853	1,059	21,741	2,732
P85112	Private pre-primary/pre-school education for children without special needs	S	S	S	S	S
P85212	Private primary/elementary education for children without special needs	S	S	S	S	S
P85312	Private general secondary education	17	15,118	-	329	-
P85402	Private higher education	36	54,741	1,059	20,128	2,732
X - Northern Mindanao		108	396,932	15,408	286,180	17,047
P85212	Private primary/elementary education for children without special needs	16	10,645	-	8,769	-
P85312	Private general secondary education	43	32,824	-	25,487	938
P85402	Private higher education	49	353,463	15,408	251,924	16,109



TABLE 6a Number of Establishments and Capital Expenditures of Tangible Fixed Assets by Type for Private Education Establishments with Total Employment of 20 and Over by Region and Industry Sub-Class: Philippines, 2010 *(Continued)*

(Value in thousand pesos. Details may not add-up to total due to rounding and/or statistical disclosure control)

2009 PSIC Code	Region/ Industry Description	Number of Establishments	Capital Expenditures of Tangible Fixed Assets			
			Total	Land	Buildings, Other Structures and Land Improvements	Transport Equipment
		(1)	(2)	(3)	(4)	(5)
XI - Davao Region		116	455,914	12,475	299,756	8,288
P85212	Private primary/elementary education for children without special needs	S	S	S	S	S
P85312	Private general secondary education	41	33,371	5,610	18,309	102
P85402	Private higher education	62	401,767	5,679	270,134	4,942
P85592	Other private education, n.e.c.	S	S	S	S	S
XII - SOCCSKSARGEN		96	311,478	11,970	208,843	18,397
P85112	Private pre-primary/pre-school education for children without special needs	S	S	S	S	S
P85212	Private primary/elementary education for children without special needs	5	10,045	-	7,640	-
P85312	Private general secondary education	35	24,302	-	11,333	6,952
P85332	Private technical and vocational secondary education for children without special needs	S	S	S	S	S
P85402	Private higher education	54	276,540	11,970	189,369	11,445
XIII - Caraga		45	52,258	-	38,199	507
P85212	Private primary/elementary education for children without special needs	S	S	S	S	S
P85312	Private general secondary education	8	702	-	-	507
P85402	Private higher education	34	51,303	-	38,199	-
P85592	Other private education, n.e.c.	S	S	S	S	S
Autonomous Region in Muslim Mindanao		33	51,540	21,170	23,987	1,434
P85212	Private primary/elementary education for children without special needs	S	S	S	S	S
P85312	Private general secondary education	S	S	S	S	S
P85402	Private higher education	18	47,996	20,300	21,933	1,434

TABLE 6a Number of Establishments and Capital Expenditures of Tangible Fixed Assets by Type for Private Education Establishments with Total Employment of 20 and Over by Region and Industry Sub-Class: Philippines, 2010 *(Continued)*

(Value in thousand pesos. Details may not add-up to total due to rounding and/or statistical disclosure control)

2009 PSIC Code	Region/ Industry Description	Capital Expenditures of Tangible Fixed Assets			
		ICT Machinery and Equipment	Other Machinery and Equipment	Valuables	Other Tangible Fixed Assets
		(6)	(7)	(8)	(9)
PHILIPPINES		1,201,145	1,876,437	6,940	544,097
P85112	Private pre-primary/pre-school education for children without special needs	3,660	18,253	-	-
P85212	Private primary/elementary education for children without special needs	30,164	34,977	-	10,393
P85222	Private primary/elementary education for children with special needs	S	S	S	S
P85312	Private general secondary education	145,500	274,797	28	52,008
P85322	Private general secondary education for children with special needs	S	S	S	S
P85332	Private technical and vocational secondary education for children without special needs	92	304	-	-
P85402	Private higher education	976,735	1,524,668	6,912	390,085
P85592	Other private education, n.e.c.	44,994	23,438	-	91,612
National Capital Region		649,269	972,197	6,483	258,582
P85112	Private pre-primary/pre-school education for children without special needs	1,896	7,744	-	-
P85212	Private primary/elementary education for children without special needs	16,293	16,806	-	934
P85222	Private primary/elementary education for children with special needs	S	S	S	S
P85312	Private general secondary education	94,740	114,293	-	19,251
P85322	Private general secondary education for children with special needs	S	S	S	S
P85332	Private technical and vocational secondary education for children without special needs	S	S	S	S
P85402	Private higher education	492,716	822,404	6,483	147,939
P85592	Other private education, n.e.c.	43,623	10,646	-	90,459
Cordillera Administrative Region		39,886	71,944	-	13,746
P85112	Private pre-primary/pre-school education for children without special needs	S	S	S	S
P85212	Private primary/elementary education for children without special needs	-	-	-	-
P85312	Private general secondary education	1,272	3,853	-	2,922
P85402	Private higher education	38,615	68,091	-	10,824
P85592	Other private education, n.e.c.	S	S	S	S
I - Ilocos Region		24,025	29,207	93	10,840
P85112	Private pre-primary/pre-school education for children without special needs	S	S	S	S
P85212	Private primary/elementary education for children without special needs	743	686	-	-
P85312	Private general secondary education	1,207	3,986	-	-
P85402	Private higher education	22,011	22,439	93	10,840
P85592	Other private education, n.e.c.	S	S	S	S

TABLE 6a Number of Establishments and Capital Expenditures of Tangible Fixed Assets by Type for Private Education Establishments with Total Employment of 20 and Over by Region and Industry Sub-Class: Philippines, 2010 *(Continued)*

(Value in thousand pesos. Details may not add-up to total due to rounding and/or statistical disclosure control)

2009 PSIC Code	Region/ Industry Description	Capital Expenditures of Tangible Fixed Assets			
		ICT Machinery and Equipment	Other Machinery and Equipment	Valuables	Other Tangible Fixed Assets
		(6)	(7)	(8)	(9)
II - Cagayan Valley		22,347	36,326	-	34,091
P85112	Private pre-primary/pre-school education for children without special needs	-	-	-	-
P85212	Private primary/elementary education for children without special needs	225	135	-	-
P85312	Private general secondary education	-	-	-	-
P85402	Private higher education	22,122	36,191	-	34,091
III - Central Luzon		76,423	102,470	-	34,911
P85112	Private pre-primary/pre-school education for children without special needs	1,272	484	-	-
P85212	Private primary/elementary education for children without special needs	-	1,294	-	-
P85312	Private general secondary education	7,850	50,463	-	10,036
P85402	Private higher education	66,798	47,013	-	23,721
P85592	Other private education, n.e.c.	503	3,216	-	1,153
IVA - CALABARZON		102,235	223,792	-	63,703
P85112	Private pre-primary/pre-school education for children without special needs	184	542	-	-
P85212	Private primary/elementary education for children without special needs	806	6,845	-	8,338
P85312	Private general secondary education	13,812	26,683	-	2,244
P85402	Private higher education	87,432	189,722	-	53,121
IVB - MIMAROPA		9,131	11,393	131	3,220
P85112	Private pre-primary/pre-school education for children without special needs	S	S	S	S
P85212	Private primary/elementary education for children without special needs	S	S	S	S
P85312	Private general secondary education	1,173	1,682	-	364
P85402	Private higher education	7,952	9,706	131	2,855
P85592	Other private education, n.e.c.	S	S	S	S
V - Bicol Region		26,584	27,014	135	17,962
P85112	Private pre-primary/pre-school education for children without special needs	S	S	S	S
P85212	Private primary/elementary education for children without special needs	891	116	-	-
P85312	Private general secondary education	2,997	1,504	-	-
P85402	Private higher education	22,460	24,324	135	17,962
P85592	Other private education, n.e.c.	S	S	S	S
VI - Western Visayas		48,401	93,503	-	21,445
P85112	Private pre-primary/pre-school education for children without special needs	-	7,189	-	-
P85212	Private primary/elementary education for children without special needs	1,759	2,425	-	-

TABLE 6a Number of Establishments and Capital Expenditures of Tangible Fixed Assets by Type for Private Education Establishments with Total Employment of 20 and Over by Region and Industry Sub-Class: Philippines, 2010 *(Continued)*

(Value in thousand pesos. Details may not add-up to total due to rounding and/or statistical disclosure control)

2009 PSIC Code	Region/ Industry Description	Capital Expenditures of Tangible Fixed Assets			
		ICT Machinery and Equipment	Other Machinery and Equipment	Valuables	Other Tangible Fixed Assets
		(6)	(7)	(8)	(9)
P85312	Private general secondary education )	5,717	8,295	-	11,675
P85332	Private technical and vocational secondary education for children without special needs )				
P85402	Private higher education	40,128	68,305	-	9,770
P85592	Other private education, n.e.c.	797	7,289	-	-
<b>VII - Central Visayas</b>		<b>50,832</b>	<b>136,627</b>	<b>-</b>	<b>45,634</b>
P85112	Private pre-primary/pre-school education for children without special needs	72	100	-	-
P85212	Private primary/elementary education for children without special needs	3,762	2,994	-	238
P85312	Private general secondary education	5,716	38,249	-	858
P85402	Private higher education	41,282	95,243	-	44,539
P85592	Other private education, n.e.c.	-	41	-	-
<b>VIII - Eastern Visayas</b>		<b>5,231</b>	<b>4,602</b>	<b>-</b>	<b>2,422</b>
P85212	Private primary/elementary education for children without special needs	83	150	-	-
P85312	Private general secondary education	459	1,470	-	2,195
P85402	Private higher education	4,688	2,983	-	227
<b>IX - Zamboanga Peninsula</b>		<b>22,245</b>	<b>23,111</b>	<b>-</b>	<b>1,964</b>
P85112	Private pre-primary/pre-school education for children without special needs	S	S	S	S
P85212	Private primary/elementary education for children without special needs	S	S	S	S
P85312	Private general secondary education	2,043	10,784	-	1,962
P85402	Private higher education	19,862	10,959	-	-
<b>X - Northern Mindanao</b>		<b>42,990</b>	<b>30,919</b>	<b>70</b>	<b>4,319</b>
P85212	Private primary/elementary education for children without special needs	1,876	-	-	-
P85312	Private general secondary education	4,153	1,746	-	500
P85402	Private higher education	36,962	29,172	70	3,819
<b>XI - Davao Region</b>		<b>27,541</b>	<b>94,632</b>	<b>-</b>	<b>13,223</b>
P85212	Private primary/elementary education for children without special needs	S	S	S	S
P85312	Private general secondary education	657	8,693	-	-
P85402	Private higher education	25,526	83,144	-	12,341
P85592	Other private education, n.e.c.	S	S	S	S

TABLE 6a Number of Establishments and Capital Expenditures of Tangible Fixed Assets by Type for Private Education Establishments with Total Employment of 20 and Over by Region and Industry Sub-Class: Philippines, 2010 *(Concluded)*

(Value in thousand pesos. Details may not add-up to total due to rounding and/or statistical disclosure control)

2009 PSIC Code	Region/ Industry Description	Capital Expenditures of Tangible Fixed Assets			
		ICT Machinery and Equipment	Other Machinery and Equipment	Valuables	Other Tangible Fixed Assets
		(6)	(7)	(8)	(9)
XII - SOCCSKSARGEN		40,757	14,122	28	17,361
P85112	Private pre-primary/pre-school education for children without special needs	S	S	S	S
P85212	Private primary/elementary education for children without special needs	1,960	445	-	-
P85312	Private general secondary education	3,441	2,547	28	-
P85332	Private technical and vocational secondary education for children without special needs	S	S	S	S
P85402	Private higher education	35,264	11,131	-	17,361
XIII - Caraga		10,797	2,111	-	644
P85212	Private primary/elementary education for children without special needs	S	S	S	S
P85312	Private general secondary education	39	156	-	-
P85402	Private higher education	10,690	1,769	-	644
P85592	Other private education, n.e.c.	S	S	S	S
Autonomous Region in Muslim Mindanao		2,451	2,467	-	30
P85212	Private primary/elementary education for children without special needs	S	S	S	S
P85312	Private general secondary education	S	S	S	S
P85402	Private higher education	2,226	2,072	-	30

S - Data suppressed

) - Data combined

TABLE 6a.2 Number of Establishments and Capital Expenditures for Tangible Fixed Assets by Mode of Acquisition for Private Education Establishments with Total Employment of 20 and Over by Region and Industry Sub-Class: Philippines, 2010

(Value in thousand pesos. Details may not add-up to total due to rounding and/or statistical disclosure control)

2009 PSIC Code	Region/ Industry Description	Number of Establishments	Capital Expenditures for Tangible Fixed Assets by Mode of Acquisition				
			Total	New Tangible Fixed Assets	Major Alterations and Improvements on Tangible Fixed Assets	Land and Used Tangible Fixed Assets	Tangible Fixed Produced on Own Account
		(1)	(2)	(3)	(4)	(5)	(6)
PHILIPPINES		3,000	11,901,695	4,096,418	6,616,815	871,108	317,354
P85112	Private pre-primary/pre-school education for children without special needs	143	51,421	27,765	22,715	-	941
P85212	Private primary/elementary education for children without special needs	307	235,201	85,074	145,557	4,568	2
P85222	Private primary/elementary education for children with special needs	S	S	S	S	S	S
P85312	Private general secondary education	1,238	2,036,918	880,820	924,493	202,297	29,308
P85322	Private general secondary education for children with special needs	S	S	S	S	S	S
P85332	Private technical and vocational secondary education for children without special needs	3	6,457	396	548	5,513	-
P85402	Private higher education	1,209	9,131,211	2,970,991	5,323,186	648,270	188,764
P85592	Other private education, n.e.c.	98	440,452	131,372	200,282	10,459	98,339
National Capital Region		738	6,111,423	1,968,256	3,604,854	359,580	178,732
P85112	Private pre-primary/pre-school education for children without special needs	36	33,444	16,434	17,011	-	-
P85212	Private primary/elementary education for children without special needs	78	97,165	38,698	58,467	-	-
P85222	Private primary/elementary education for children with special needs	S	S	S	S	S	S
P85312	Private general secondary education	281	1,070,787	366,497	592,730	109,013	2,546
P85322	Private general secondary education for children with special needs	S	S	S	S	S	S
P85332	Private technical and vocational secondary education for children without special needs	S	S	S	S	S	S
P85402	Private higher education	263	4,539,108	1,453,890	2,769,826	237,545	77,847
P85592	Other private education, n.e.c.	77	365,021	92,433	166,738	7,509	98,339
Cordillera Administrative Region		54	227,454	136,400	81,734	9,320	-
P85112	Private pre-primary/pre-school education for children without special needs	S	S	S	S	S	S
P85212	Private primary/elementary education for children without special needs	4	-	-	-	-	-
P85312	Private general secondary education	23	10,072	8,047	2,026	-	-
P85402	Private higher education	23	217,382	128,353	79,708	9,320	-
P85592	Other private education, n.e.c.	S	S	S	S	S	S
I - Ilocos Region		145	213,275	88,594	99,847	16,203	8,630
P85112	Private pre-primary/pre-school education for children without special needs	S	S	S	S	S	S
P85212	Private primary/elementary education for children without special needs	12	1,429	1,429	-	-	-
P85312	Private general secondary education	70	33,609	5,193	27,126	1,290	-
P85402	Private higher education	55	148,753	63,390	61,819	14,913	8,630
P85592	Other private education, n.e.c.	S	S	S	S	S	S

TABLE 6a.2 Number of Establishments and Capital Expenditures for Tangible Fixed Assets by Mode of Acquisition for Private Education Establishments with Total Employment of 20 and Over by Region and Industry Sub-Class: Philippines, 2010 (Continued)

(Value in thousand pesos. Details may not add-up to total due to rounding and/or statistical disclosure control)

2009 PSIC Code	Region/ Industry Description	Number of Establishments	Capital Expenditures for Tangible Fixed Assets by Mode of Acquisition				
			Total	New Tangible Fixed Assets	Major Alterations and Improvements on Tangible Fixed Assets	Land and Used Tangible Fixed Assets	Tangible Fixed Produced on Own Account
		(1)	(2)	(3)	(4)	(5)	(6)
II - Cagayan Valley		85	387,703	111,953	272,140	3,306	304
P85112	Private pre-primary/pre-school education for children without special needs	3	166	-	166	-	-
P85212	Private primary/elementary education for children without special needs	9	2,492	360	2,132	-	-
P85312	Private general secondary education	35	6,268	-	6,268	-	-
P85402	Private higher education	38	378,777	111,593	263,574	3,306	304
III - Central Luzon		358	779,872	462,270	229,303	86,618	1,681
P85112	Private pre-primary/pre-school education for children without special needs	23	3,359	816	1,602	-	941
P85212	Private primary/elementary education for children without special needs	40	13,160	2,260	9,149	1,750	-
P85312	Private general secondary education	160	346,015	295,165	13,444	37,407	-
P85402	Private higher education	132	382,609	145,271	192,087	44,511	740
P85592	Other private education, n.e.c.	3	34,729	18,759	13,020	2,950	-
IVA - CALABARZON		521	1,418,406	411,410	785,066	198,889	23,042
P85112	Private pre-primary/pre-school education for children without special needs	36	1,369	726	642	-	-
P85212	Private primary/elementary education for children without special needs	66	22,952	17,443	5,509	-	-
P85312	Private general secondary education	262	196,970	51,614	138,769	2,707	3,880
P85402	Private higher education	157	1,197,114	341,626	640,145	196,181	19,162
IVB - MIMAROPA		43	49,311	29,442	19,422	20	427
P85112	Private pre-primary/pre-school education for children without special needs	S	S	S	S	S	S
P85212	Private primary/elementary education for children without special needs	S	S	S	S	S	S
P85312	Private general secondary education	20	12,923	8,188	4,371	-	364
P85402	Private higher education	19	36,377	21,243	15,051	20	63
P85592	Other private education, n.e.c.	S	S	S	S	S	S
V - Bicol Region		132	151,662	73,756	61,525	16,382	-
P85112	Private pre-primary/pre-school education for children without special needs	S	S	S	S	S	S
P85212	Private primary/elementary education for children without special needs	11	1,396	1,007	389	-	-
P85312	Private general secondary education	35	5,892	4,501	1,392	-	-
P85402	Private higher education	80	142,616	66,942	59,293	16,382	-
P85592	Other private education, n.e.c.	S	S	S	S	S	S

TABLE 6a.2 Number of Establishments and Capital Expenditures for Tangible Fixed Assets by Mode of Acquisition for Private Education Establishments with Total Employment of 20 and Over by Region and Industry Sub-Class: Philippines, 2010 (Continued)

(Value in thousand pesos. Details may not add-up to total due to rounding and/or statistical disclosure control)

2009 PSIC Code	Region/ Industry Description	Number of Establishments	Capital Expenditures for Tangible Fixed Assets by Mode of Acquisition				
			Total	New Tangible Fixed Assets	Major Alterations and Improvements on Tangible Fixed Assets	Land and Used Tangible Fixed Assets	Tangible Fixed Produced on Own Account
		(1)	(2)	(3)	(4)	(5)	(6)
VI - Western Visayas		196	427,788	164,076	256,611	3,807	3,294
P85112	Private pre-primary/pre-school education for children without special needs	21	7,189	7,189	-	-	-
P85212	Private primary/elementary education for children without special needs	15	15,257	3,397	11,860	-	-
P85312	Private general secondary education )	79	33,351	25,688	6,263	1,400	-
P85332	Private technical and vocational secondary education for children without special needs )						
P85402	Private higher education	74	361,029	126,316	229,011	2,407	3,294
P85592	Other private education, n.e.c.	7	10,963	1,486	9,476	-	-
VII - Central Visayas		198	742,118	249,873	377,897	107,436	6,911
P85112	Private pre-primary/pre-school education for children without special needs	4	3,014	172	2,842	-	-
P85212	Private primary/elementary education for children without special needs	29	37,610	6,994	28,983	1,633	-
P85312	Private general secondary education	82	196,611	67,899	84,712	44,000	-
P85402	Private higher education	79	504,842	174,767	261,360	61,803	6,911
P85592	Other private education, n.e.c.	4	41	41	-	-	-
VIII - Eastern Visayas		73	51,708	26,607	19,928	5,173	-
P85212	Private primary/elementary education for children without special needs	3	353	233	120	-	-
P85312	Private general secondary education	34	14,560	4,124	10,436	-	-
P85402	Private higher education	36	36,794	22,250	9,371	5,173	-
IX - Zamboanga Peninsula		59	72,853	41,962	21,232	1,059	8,600
P85112	Private pre-primary/pre-school education for children without special needs	S	S	S	S	S	S
P85212	Private primary/elementary education for children without special needs	S	S	S	S	S	S
P85312	Private general secondary education	17	15,118	12,827	329	-	1,962
P85402	Private higher education	36	54,741	27,427	19,619	1,059	6,636
X - Northern Mindanao		108	396,932	94,756	233,624	15,408	53,144
P85212	Private primary/elementary education for children without special needs	16	10,645	1,876	8,769	-	-
P85312	Private general secondary education	43	32,824	7,337	4,932	-	20,556
P85402	Private higher education	49	353,463	85,543	219,924	15,408	32,588
XI - Davao Region		116	455,914	131,878	283,118	13,186	27,732
P85212	Private primary/elementary education for children without special needs	S	S	S	S	S	S
P85312	Private general secondary education	41	33,371	9,451	18,309	5,610	-



TABLE 6a.2 Number of Establishments and Capital Expenditures for Tangible Fixed Assets by Mode of Acquisition for Private Education Establishments with Total Employment of 20 and Over by Region and Industry Sub-Class: Philippines, 2010 (*Concluded*)

(Value in thousand pesos. Details may not add-up to total due to rounding and/or statistical disclosure control)

2009 PSIC Code	Region/ Industry Description	Number of Establishments	Capital Expenditures for Tangible Fixed Assets by Mode of Acquisition				
			Total	New Tangible Fixed Assets	Major Alterations and Improvements on Tangible Fixed Assets	Land and Used Tangible Fixed Assets	Tangible Fixed Produced on Own Account
			(1)	(2)	(3)	(4)	(5)
P85402	Private higher education	62	401,767	114,235	253,410	6,390	27,732
P85592	Other private education, n.e.c.	S	S	S	S	S	S
XII - SOCCSKSARGEN		96	311,478	83,730	209,340	13,550	4,857
P85112	Private pre-primary/pre-school education for children without special needs	S	S	S	S	S	S
P85212	Private primary/elementary education for children without special needs	5	10,045	2,405	7,640	-	-
P85312	Private general secondary education	35	24,302	12,968	11,333	-	-
P85332	Private technical and vocational secondary education for children without special needs	S	S	S	S	S	S
P85402	Private higher education	54	276,540	68,265	189,867	13,550	4,857
XIII - Caraga		45	52,258	15,071	37,187	-	-
P85212	Private primary/elementary education for children without special needs	S	S	S	S	S	S
P85312	Private general secondary education	8	702	702	-	-	-
P85402	Private higher education	34	51,303	14,116	37,187	-	-
P85592	Other private education, n.e.c.	S	S	S	S	S	S
Autonomous Region in Muslim Mindanao		33	51,540	6,383	23,987	21,170	-
P85212	Private primary/elementary education for children without special needs	S	S	S	S	S	S
P85312	Private general secondary education	S	S	S	S	S	S
P85402	Private higher education	18	47,996	5,763	21,933	20,300	-

S - Data suppressed

) - Data combined

TABLE 6a.3 Number of Establishments and Capital Expenditures for Intangible Assets by Type for Private Education Establishments with Total Employment of 20 and Over by Region and Industry Sub-Class: Philippines, 2010

(Value in thousand pesos. Details may not add-up to total due to rounding and/or statistical disclosure control)

2009 PSIC Code	Region/ Industry Description	Number of Establishments	Capital Expenditures for Intangible Assets				
			Total	Intangible Non- Produced Assets	Computer Software and Data Bases	Entertainment, Literary and Artistic Originals	Other Intangible Assets
		(1)	(2)	(3)	(4)	(5)	(6)
PHILIPPINES		3,000	184,055	39,916	107,651	3,004	33,484
P85112	Private pre-primary/pre-school education for children without special needs	143	-	-	-	-	-
P85212	Private primary/elementary education for children without special needs	307	413	-	413	-	-
P85222	Private primary/elementary education for children with special needs	S	S	S	S	S	S
P85312	Private general secondary education	1,238	48,723	19,296	25,726	1,739	1,962
P85322	Private general secondary education for children with special needs	S	S	S	S	S	S
P85332	Private technical and vocational secondary education for children without special needs	3	-	-	-	-	-
P85402	Private higher education	1,209	134,275	20,620	80,868	1,265	31,522
P85592	Other private education, n.e.c.	98	644	-	644	-	-
National Capital Region		738	56,830	-	56,080	749	-
P85112	Private pre-primary/pre-school education for children without special needs	36	-	-	-	-	-
P85212	Private primary/elementary education for children without special needs	78	413	-	413	-	-
P85222	Private primary/elementary education for children with special needs	S	S	S	S	S	S
P85312	Private general secondary education	281	9,448	-	8,698	749	-
P85322	Private general secondary education for children with special needs	S	S	S	S	S	S
P85332	Private technical and vocational secondary education for children without special needs	S	S	S	S	S	S
P85402	Private higher education	263	46,416	-	46,416	-	-
P85592	Other private education, n.e.c.	77	553	-	553	-	-
Cordillera Administrative Region		54	442	-	442	-	-
P85112	Private pre-primary/pre-school education for children without special needs	S	S	S	S	S	S
P85212	Private primary/elementary education for children without special needs	4	-	-	-	-	-
P85312	Private general secondary education	23	-	-	-	-	-
P85402	Private higher education	23	442	-	442	-	-
P85592	Other private education, n.e.c.	S	S	S	S	S	S
I - Ilocos Region		145	1,757	-	1,757	-	-
P85112	Private pre-primary/pre-school education for children without special needs	S	S	S	S	S	S
P85212	Private primary/elementary education for children without special needs	12	-	-	-	-	-
P85312	Private general secondary education	70	-	-	-	-	-
P85402	Private higher education	55	1,757	-	1,757	-	-
P85592	Other private education, n.e.c.	S	S	S	S	S	S

TABLE 6a.3 Number of Establishments and Capital Expenditures for Intangible Assets by Type for Private Education Establishments with Total Employment of 20 and Over by Region and Industry Sub-Class: Philippines, 2010 *(Continued)*

(Value in thousand pesos. Details may not add-up to total due to rounding and/or statistical disclosure control)

2009 PSIC Code	Region/ Industry Description	Number of Establishments	Capital Expenditures for Intangible Assets				
			Total	Intangible Non- Produced Assets	Computer Software and Data Bases	Entertainment, Literary and Artistic Originals	Other Intangible Assets
		(1)	(2)	(3)	(4)	(5)	(6)
II - Cagayan Valley		85	7,609	-	6,469	1,140	-
P85112	Private pre-primary/pre-school education for children without special needs	3	-	-	-	-	-
P85212	Private primary/elementary education for children without special needs	9	-	-	-	-	-
P85312	Private general secondary education	35	-	-	-	-	-
P85402	Private higher education	38	7,609	-	6,469	1,140	-
III - Central Luzon		358	68,054	20,467	15,940	125	31,522
P85112	Private pre-primary/pre-school education for children without special needs	23	-	-	-	-	-
P85212	Private primary/elementary education for children without special needs	40	-	-	-	-	-
P85312	Private general secondary education	160	2,160	-	2,160	-	-
P85402	Private higher education	132	65,803	20,467	13,689	125	31,522
P85592	Other private education, n.e.c.	3	91	-	91	-	-
IVA - CALABARZON		521	17,741	885	16,040	816	-
P85112	Private pre-primary/pre-school education for children without special needs	36	-	-	-	-	-
P85212	Private primary/elementary education for children without special needs	66	-	-	-	-	-
P85312	Private general secondary education	262	11,775	885	10,073	816	-
P85402	Private higher education	157	5,967	-	5,967	-	-
IVB - MIMAROPA		43	347	-	347	-	-
P85112	Private pre-primary/pre-school education for children without special needs	S	S	S	S	S	S
P85212	Private primary/elementary education for children without special needs	S	S	S	S	S	S
P85312	Private general secondary education	20	-	-	-	-	-
P85402	Private higher education	19	347	-	347	-	-
P85592	Other private education, n.e.c.	S	S	S	S	S	S
V - Bicol Region		132	307	153	153	-	-
P85112	Private pre-primary/pre-school education for children without special needs	S	S	S	S	S	S
P85212	Private primary/elementary education for children without special needs	11	-	-	-	-	-
P85312	Private general secondary education	35	-	-	-	-	-
P85402	Private higher education	80	307	153	153	-	-
P85592	Other private education, n.e.c.	S	S	S	S	S	S
VI - Western Visayas		196	12,433	5,713	6,720	-	-
P85112	Private pre-primary/pre-school education for children without special needs	21	-	-	-	-	-

TABLE 6a.3 Number of Establishments and Capital Expenditures for Intangible Assets by Type for Private Education Establishments with Total Employment of 20 and Over by Region and Industry Sub-Class: Philippines, 2010 *(Continued)*

(Value in thousand pesos. Details may not add-up to total due to rounding and/or statistical disclosure control)

2009 PSIC Code	Region/ Industry Description	Number of Establishments	Capital Expenditures for Intangible Assets				
			Total	Intangible Non- Produced Assets	Computer Software and Data Bases	Entertainment, Literary and Artistic Originals	Other Intangible Assets
		(1)	(2)	(3)	(4)	(5)	(6)
P85212	Private primary/elementary education for children without special needs	15	-	-	-	-	-
P85312	Private general secondary education	79	9,354	5,713	3,641	-	-
P85332	Private technical and vocational secondary education for children without special needs						
P85402	Private higher education	74	3,079	-	3,079	-	-
P85592	Other private education, n.e.c.	7	-	-	-	-	-
VII - Central Visayas		198	120	-	120	-	-
P85112	Private pre-primary/pre-school education for children without special needs	4	-	-	-	-	-
P85212	Private primary/elementary education for children without special needs	29	-	-	-	-	-
P85312	Private general secondary education	82	120	-	120	-	-
P85402	Private higher education	79	-	-	-	-	-
P85592	Other private education, n.e.c.	4	-	-	-	-	-
VIII - Eastern Visayas		73	464	-	464	-	-
P85212	Private primary/elementary education for children without special needs	3	-	-	-	-	-
P85312	Private general secondary education	34	-	-	-	-	-
P85402	Private higher education	36	464	-	464	-	-
IX - Zamboanga Peninsula		59	15,049	12,698	389	-	1,962
P85112	Private pre-primary/pre-school education for children without special needs	S	S	S	S	S	S
P85212	Private primary/elementary education for children without special needs	S	S	S	S	S	S
P85312	Private general secondary education	17	14,989	12,698	329	-	1,962
P85402	Private higher education	36	60	-	60	-	-
X - Northern Mindanao		108	384	-	384	-	-
P85212	Private primary/elementary education for children without special needs	16	-	-	-	-	-
P85312	Private general secondary education	43	384	-	384	-	-
P85402	Private higher education	49	-	-	-	-	-
XI - Davao Region		116	847	-	673	173	-
P85212	Private primary/elementary education for children without special needs	S	S	S	S	S	S
P85312	Private general secondary education	41	373	-	200	173	-
P85402	Private higher education	62	473	-	473	-	-
P85592	Other private education, n.e.c.	S	S	S	S	S	S

TABLE 6a.3 Number of Establishments and Capital Expenditures for Intangible Assets by Type for Private Education Establishments with Total Employment of 20 and Over by Region and Industry Sub-Class: Philippines, 2010 *(Concluded)*

(Value in thousand pesos. Details may not add-up to total due to rounding and/or statistical disclosure control)

2009 PSIC Code	Region/ Industry Description	Number of Establishments	Capital Expenditures for Intangible Assets				
			Total	Intangible Non- Produced Assets	Computer Software and Data Bases	Entertainment, Literary and Artistic Originals	Other Intangible Assets
		(1)	(2)	(3)	(4)	(5)	(6)
XII - SOCCSKSARGEN		96	631	-	631	-	-
P85112	Private pre-primary/pre-school education for children without special needs	S	S	S	S	S	S
P85212	Private primary/elementary education for children without special needs	5	-	-	-	-	-
P85312	Private general secondary education	35	-	-	-	-	-
P85332	Private technical and vocational secondary education for children without special needs	S	S	S	S	S	S
P85402	Private higher education	54	631	-	631	-	-
XIII - Caraga		45	562	-	562	-	-
P85212	Private primary/elementary education for children without special needs	S	S	S	S	S	S
P85312	Private general secondary education	8	-	-	-	-	-
P85402	Private higher education	34	562	-	562	-	-
P85592	Other private education, n.e.c.	S	S	S	S	S	S
Autonomous Region in Muslim Mindanao		33	478	-	478	-	-
P85212	Private primary/elementary education for children without special needs	S	S	S	S	S	S
P85312	Private general secondary education	S	S	S	S	S	S
P85402	Private higher education	18	358	-	358	-	-

S - Data suppressed

) - Data combined

TABLE 7a Number of Establishments and Gross Additions to Tangible Fixed Assets for Private Education Establishments with Total Employment of 20 and Over by Region and Industry Sub-Class: Philippines, 2010

(Value in thousand pesos. Details may not add-up to total due to rounding and/or statistical disclosure control)

2009 PSIC Code	Region/ Industry Description	Number of Establishments	Gross Additions to Tangible Fixed Assets	Capital Expenditures for Tangible Fixed Assets	Sale of Tangible Fixed Assets
		(1)	(2)	(3)	(4)
PHILIPPINES		3,000	11,866,397	11,901,695	35,298
P85112	Private pre-primary/pre-school education for children without special needs	143	46,213	51,421	5,208
P85212	Private primary/elementary education for children without special needs	307	229,394	235,201	5,807
P85222	Private primary/elementary education for children with special needs	S	S	S	S
P85312	Private general secondary education	1,238	2,028,628	2,036,918	8,291
P85322	Private general secondary education for children with special needs	S	S	S	S
P85332	Private technical and vocational secondary education for children without special needs	3	6,457	6,457	-
P85402	Private higher education	1,209	9,115,230	9,131,211	15,981
P85592	Other private education, n.e.c.	98	440,442	440,452	10
National Capital Region		738	6,098,137	6,111,423	13,286
P85112	Private pre-primary/pre-school education for children without special needs	36	28,236	33,444	5,208
P85212	Private primary/elementary education for children without special needs	78	97,165	97,165	-
P85222	Private primary/elementary education for children with special needs	S	S	S	S
P85312	Private general secondary education	281	1,063,950	1,070,787	6,837
P85322	Private general secondary education for children with special needs	S	S	S	S
P85332	Private technical and vocational secondary education for children without special needs	S	S	S	S
P85402	Private higher education	263	4,537,878	4,539,108	1,230
P85592	Other private education, n.e.c.	77	365,010	365,021	10
Cordillera Administrative Region		54	225,521	227,454	1,933
P85112	Private pre-primary/pre-school education for children without special needs	S	S	S	S
P85212	Private primary/elementary education for children without special needs	4	-	-	-
P85312	Private general secondary education	23	10,000	10,072	72
P85402	Private higher education	23	215,521	217,382	1,861
P85592	Other private education, n.e.c.	S	S	S	S
I - Ilocos Region		145	213,275	213,275	-
P85112	Private pre-primary/pre-school education for children without special needs	S	S	S	S
P85212	Private primary/elementary education for children without special needs	12	1,429	1,429	-
P85312	Private general secondary education	70	33,609	33,609	-
P85402	Private higher education	55	148,753	148,753	-

TABLE 7a Number of Establishments and Gross Additions to Tangible Fixed Assets for Private Education Establishments with Total Employment of 20 and Over by Region and Industry Sub-Class: Philippines, 2010 *(Continued)*

(Value in thousand pesos. Details may not add-up to total due to rounding and/or statistical disclosure control)

2009 PSIC Code	Region/ Industry Description	Number of Establishments	Gross Additions to Tangible Fixed Assets	Capital Expenditures for Tangible Fixed Assets	Sale of Tangible Fixed Assets
		(1)	(2)	(3)	(4)
P85592	Other private education, n.e.c.	S	S	S	S
	<b>II - Cagayan Valley</b>	<b>85</b>	<b>387,419</b>	<b>387,703</b>	<b>284</b>
P85112	Private pre-primary/pre-school education for children without special needs	3	166	166	-
P85212	Private primary/elementary education for children without special needs	9	2,492	2,492	-
P85312	Private general secondary education	35	6,268	6,268	-
P85402	Private higher education	38	378,493	378,777	284
	<b>III - Central Luzon</b>	<b>358</b>	<b>779,262</b>	<b>779,872</b>	<b>610</b>
P85112	Private pre-primary/pre-school education for children without special needs	23	3,359	3,359	-
P85212	Private primary/elementary education for children without special needs	40	13,160	13,160	-
P85312	Private general secondary education	160	346,015	346,015	-
P85402	Private higher education	132	381,999	382,609	610
P85592	Other private education, n.e.c.	3	34,729	34,729	-
	<b>IVA - CALABARZON</b>	<b>521</b>	<b>1,403,037</b>	<b>1,418,406</b>	<b>15,369</b>
P85112	Private pre-primary/pre-school education for children without special needs	36	1,369	1,369	-
P85212	Private primary/elementary education for children without special needs	66	17,356	22,952	5,597
P85312	Private general secondary education	262	196,970	196,970	-
P85402	Private higher education	157	1,187,342	1,197,114	9,773
	<b>IVB - MIMAROPA</b>	<b>43</b>	<b>49,311</b>	<b>49,311</b>	<b>-</b>
P85112	Private pre-primary/pre-school education for children without special needs	S	S	S	S
P85212	Private primary/elementary education for children without special needs	S	S	S	S
P85312	Private general secondary education	20	12,923	12,923	-
P85402	Private higher education	19	36,377	36,377	-
P85592	Other private education, n.e.c.	S	S	S	S
	<b>V - Bicol Region</b>	<b>132</b>	<b>151,164</b>	<b>151,662</b>	<b>498</b>
P85112	Private pre-primary/pre-school education for children without special needs	S	S	S	S
P85212	Private primary/elementary education for children without special needs	11	1,396	1,396	-
P85312	Private general secondary education	35	5,892	5,892	-
P85402	Private higher education	80	142,118	142,616	498

TABLE 7a Number of Establishments and Gross Additions to Tangible Fixed Assets for Private Education Establishments with Total Employment of 20 and Over by Region and Industry Sub-Class: Philippines, 2010 *(Continued)*

(Value in thousand pesos. Details may not add-up to total due to rounding and/or statistical disclosure control)

2009 PSIC Code	Region/ Industry Description	Number of Establishments	Gross Additions to Tangible Fixed Assets	Capital Expenditures for Tangible Fixed Assets	Sale of Tangible Fixed Assets
		(1)	(2)	(3)	(4)
P85592	Other private education, n.e.c.	S	S	S	S
	<b>VI - Western Visayas</b>	<b>196</b>	<b>427,788</b>	<b>427,788</b>	<b>-</b>
P85112	Private pre-primary/pre-school education for children without special needs	21	7,189	7,189	-
P85212	Private primary/elementary education for children without special needs	15	15,257	15,257	-
P85312	Private general secondary education )	79	33,351	33,351	-
P85332	Private technical and vocational secondary education for children without special needs )				
P85402	Private higher education	74	361,029	361,029	-
P85592	Other private education, n.e.c.	7	10,963	10,963	-
	<b>VII - Central Visayas</b>	<b>198</b>	<b>740,303</b>	<b>742,118</b>	<b>1,815</b>
P85112	Private pre-primary/pre-school education for children without special needs	4	3,014	3,014	-
P85212	Private primary/elementary education for children without special needs	29	37,610	37,610	-
P85312	Private general secondary education	82	196,196	196,611	415
P85402	Private higher education	79	503,442	504,842	1,400
P85592	Other private education, n.e.c.	4	41	41	-
	<b>VIII - Eastern Visayas</b>	<b>73</b>	<b>51,708</b>	<b>51,708</b>	<b>-</b>
P85212	Private primary/elementary education for children without special needs	3	353	353	-
P85312	Private general secondary education	34	14,560	14,560	-
P85402	Private higher education	36	36,794	36,794	-
	<b>IX - Zamboanga Peninsula</b>	<b>59</b>	<b>72,643</b>	<b>72,853</b>	<b>210</b>
P85112	Private pre-primary/pre-school education for children without special needs	S	S	S	S
P85212	Private primary/elementary education for children without special needs	S	S	S	S
P85312	Private general secondary education	17	15,118	15,118	-
P85402	Private higher education	36	54,741	54,741	-
	<b>X - Northern Mindanao</b>	<b>108</b>	<b>396,657</b>	<b>396,932</b>	<b>275</b>
P85212	Private primary/elementary education for children without special needs	16	10,645	10,645	-
P85312	Private general secondary education	43	32,824	32,824	-
P85402	Private higher education	49	353,188	353,463	275



TABLE 7a Number of Establishments and Gross Additions to Tangible Fixed Assets for Private Education Establishments with Total Employment of 20 and Over by Region and Industry Sub-Class: Philippines, 2010 *(Concluded)*

(Value in thousand pesos. Details may not add-up to total due to rounding and/or statistical disclosure control)

2009 PSIC Code	Region/ Industry Description	Number of Establishments	Gross Additions to Tangible Fixed Assets	Capital Expenditures for Tangible Fixed Assets	Sale of Tangible Fixed Assets
		(1)	(2)	(3)	(4)
	<b>XI - Davao Region</b>	<b>116</b>	<b>455,914</b>	<b>455,914</b>	<b>-</b>
P85212	Private primary/elementary education for children without special needs	S	S	S	S
P85312	Private general secondary education	41	33,371	33,371	-
P85402	Private higher education	62	401,767	401,767	-
P85592	Other private education, n.e.c.	S	S	S	S
	<b>XII - SOCCSKSARGEN</b>	<b>96</b>	<b>310,512</b>	<b>311,478</b>	<b>966</b>
P85112	Private pre-primary/pre-school education for children without special needs	S	S	S	S
P85212	Private primary/elementary education for children without special needs	5	10,045	10,045	-
P85312	Private general secondary education	35	23,336	24,302	966
P85332	Private technical and vocational secondary education for children without special needs	S	S	S	S
P85402	Private higher education	54	276,540	276,540	-
	<b>XIII - Caraga</b>	<b>45</b>	<b>52,258</b>	<b>52,258</b>	<b>-</b>
P85212	Private primary/elementary education for children without special needs	S	S	S	S
P85312	Private general secondary education	8	702	702	-
P85402	Private higher education	34	51,303	51,303	-
P85592	Other private education, n.e.c.	S	S	S	S
	<b>Autonomous Region in Muslim Mindanao</b>	<b>33</b>	<b>51,490</b>	<b>51,540</b>	<b>50</b>
P85212	Private primary/elementary education for children without special needs	S	S	S	S
P85312	Private general secondary education	S	S	S	S
P85402	Private higher education	18	47,946	47,996	50

S - Data suppressed

) - Data combined

TABLE 7a.1 Number of Establishments and Sale of Tangible Fixed Assets by Type for Private Education Establishments with Total Employment of 20 and Over by Region and Industry Sub-Class: Philippines, 2010

(Value in thousand pesos. Details may not add-up to total due to rounding and/or statistical disclosure control)

2009 PSIC Code	Region/ Industry Description	Number of Establishments	Sale of Tangible Fixed Assets			
			Total	Land	Buildings, Other Structures and Land Improvements	Transport Equipment
		(1)	(2)	(3)	(4)	(5)
<b>PHILIPPINES</b>		<b>3,000</b>	<b>35,298</b>	<b>6,975</b>	<b>1,460</b>	<b>17,554</b>
P85112	Private pre-primary/pre-school education for children without special needs	143	5,208	-	-	5,208
P85212	Private primary/elementary education for children without special needs	307	5,807	-	-	3,208
P85222	Private primary/elementary education for children with special needs	S	S	S	S	S
P85312	Private general secondary education	1,238	8,291	6,700	-	1,381
P85322	Private general secondary education for children with special needs	S	S	S	S	S
P85332	Private technical and vocational secondary education for children without special needs	3	-	-	-	-
P85402	Private higher education	1,209	15,981	275	1,460	7,757
P85592	Other private education, n.e.c.	98	10	-	-	-
<b>National Capital Region</b>		<b>738</b>	<b>13,286</b>	<b>6,700</b>	<b>-</b>	<b>6,393</b>
P85112	Private pre-primary/pre-school education for children without special needs	36	5,208	-	-	5,208
P85212	Private primary/elementary education for children without special needs	78	-	-	-	-
P85222	Private primary/elementary education for children with special needs	S	S	S	S	S
P85312	Private general secondary education	281	6,837	6,700	-	-
P85322	Private general secondary education for children with special needs	S	S	S	S	S
P85332	Private technical and vocational secondary education for children without special needs	S	S	S	S	S
P85402	Private higher education	263	1,230	-	-	1,185
P85592	Other private education, n.e.c.	77	10	-	-	-
<b>Cordillera Administrative Region</b>		<b>54</b>	<b>1,933</b>	<b>-</b>	<b>-</b>	<b>-</b>
P85112	Private pre-primary/pre-school education for children without special needs	S	S	S	S	S
P85212	Private primary/elementary education for children without special needs	4	-	-	-	-
P85312	Private general secondary education	23	72	-	-	-
P85402	Private higher education	23	1,861	-	-	-
P85592	Other private education, n.e.c.	S	S	S	S	S
<b>I - Ilocos Region</b>		<b>145</b>	<b>-</b>	<b>-</b>	<b>-</b>	<b>-</b>
P85112	Private pre-primary/pre-school education for children without special needs	S	S	S	S	S
P85212	Private primary/elementary education for children without special needs	12	-	-	-	-
P85312	Private general secondary education	70	-	-	-	-

TABLE 7a.1 Number of Establishments and Sale of Tangible Fixed Assets by Type for Private Education Establishments with Total Employment of 20 and Over by Region and Industry Sub-Class: Philippines, 2010 *(Continued)*

(Value in thousand pesos. Details may not add-up to total due to rounding and/or statistical disclosure control)

2009 PSIC Code	Region/ Industry Description	Number of Establishments	Sale of Tangible Fixed Assets			
			Total	Land	Buildings, Other Structures and Land Improvements	Transport Equipment
		(1)	(2)	(3)	(4)	(5)
P85402	Private higher education	55	-	-	-	-
P85592	Other private education, n.e.c.	S	S	S	S	S
<b>II - Cagayan Valley</b>		<b>85</b>	<b>284</b>	-	-	<b>284</b>
P85112	Private pre-primary/pre-school education for children without special needs	3	-	-	-	-
P85212	Private primary/elementary education for children without special needs	9	-	-	-	-
P85312	Private general secondary education	35	-	-	-	-
P85402	Private higher education	38	284	-	-	284
<b>III - Central Luzon</b>		<b>358</b>	<b>610</b>	-	-	<b>610</b>
P85112	Private pre-primary/pre-school education for children without special needs	23	-	-	-	-
P85212	Private primary/elementary education for children without special needs	40	-	-	-	-
P85312	Private general secondary education	160	-	-	-	-
P85402	Private higher education	132	610	-	-	610
P85592	Other private education, n.e.c.	3	-	-	-	-
<b>IVA - CALABARZON</b>		<b>521</b>	<b>15,369</b>	-	<b>60</b>	<b>8,127</b>
P85112	Private pre-primary/pre-school education for children without special needs	36	-	-	-	-
P85212	Private primary/elementary education for children without special needs	66	5,597	-	-	2,998
P85312	Private general secondary education	262	-	-	-	-
P85402	Private higher education	157	9,773	-	60	5,129
<b>IVB - MIMAROPA</b>		<b>43</b>	-	-	-	-
P85112	Private pre-primary/pre-school education for children without special needs	S	S	S	S	S
P85212	Private primary/elementary education for children without special needs	S	S	S	S	S
P85312	Private general secondary education	20	-	-	-	-
P85402	Private higher education	19	-	-	-	-
P85592	Other private education, n.e.c.	S	S	S	S	S
<b>V - Bicol Region</b>		<b>132</b>	<b>498</b>	-	-	<b>498</b>
P85112	Private pre-primary/pre-school education for children without special needs	S	S	S	S	S

TABLE 7a.1 Number of Establishments and Sale of Tangible Fixed Assets by Type for Private Education Establishments with Total Employment of 20 and Over by Region and Industry Sub-Class: Philippines, 2010 (Continued)

(Value in thousand pesos. Details may not add-up to total due to rounding and/or statistical disclosure control)

2009 PSIC Code	Region/ Industry Description	Number of Establishments	Sale of Tangible Fixed Assets			
			Total	Land	Buildings, Other Structures and Land Improvements	Transport Equipment
		(1)	(2)	(3)	(4)	(5)
P85212	Private primary/elementary education for children without special needs	11	-	-	-	-
P85312	Private general secondary education	35	-	-	-	-
P85402	Private higher education	80	498	-	-	498
P85592	Other private education, n.e.c.	S	S	S	S	S
	<b>VI - Western Visayas</b>	<b>196</b>	<b>-</b>	<b>-</b>	<b>-</b>	<b>-</b>
P85112	Private pre-primary/pre-school education for children without special needs	21	-	-	-	-
P85212	Private primary/elementary education for children without special needs	15	-	-	-	-
P85312	Private general secondary education )	79	-	-	-	-
P85332	Private technical and vocational secondary education for children without special needs )					
P85402	Private higher education	74	-	-	-	-
P85592	Other private education, n.e.c.	7	-	-	-	-
	<b>VII - Central Visayas</b>	<b>198</b>	<b>1,815</b>	<b>-</b>	<b>1,400</b>	<b>415</b>
P85112	Private pre-primary/pre-school education for children without special needs	4	-	-	-	-
P85212	Private primary/elementary education for children without special needs	29	-	-	-	-
P85312	Private general secondary education	82	415	-	-	415
P85402	Private higher education	79	1,400	-	1,400	-
P85592	Other private education, n.e.c.	4	-	-	-	-
	<b>VIII - Eastern Visayas</b>	<b>73</b>	<b>-</b>	<b>-</b>	<b>-</b>	<b>-</b>
P85212	Private primary/elementary education for children without special needs	3	-	-	-	-
P85312	Private general secondary education	34	-	-	-	-
P85402	Private higher education	36	-	-	-	-
	<b>IX - Zamboanga Peninsula</b>	<b>59</b>	<b>210</b>	<b>-</b>	<b>-</b>	<b>210</b>
P85112	Private pre-primary/pre-school education for children without special needs	S	S	S	S	S
P85212	Private primary/elementary education for children without special needs	S	S	S	S	S
P85312	Private general secondary education	17	-	-	-	-
P85402	Private higher education	36	-	-	-	-

TABLE 7a.1 Number of Establishments and Sale of Tangible Fixed Assets by Type for Private Education Establishments with Total Employment of 20 and Over by Region and Industry Sub-Class: Philippines, 2010 *(Continued)*

(Value in thousand pesos. Details may not add-up to total due to rounding and/or statistical disclosure control)

2009 PSIC Code	Region/ Industry Description	Number of Establishments	Sale of Tangible Fixed Assets			
			Total	Land	Buildings, Other Structures and Land Improvements	Transport Equipment
		(1)	(2)	(3)	(4)	(5)
	<b>X - Northern Mindanao</b>	<b>108</b>	<b>275</b>	<b>275</b>	<b>-</b>	<b>-</b>
P85212	Private primary/elementary education for children without special needs	16	-	-	-	-
P85312	Private general secondary education	43	-	-	-	-
P85402	Private higher education	49	275	275	-	-
	<b>XI - Davao Region</b>	<b>116</b>	<b>-</b>	<b>-</b>	<b>-</b>	<b>-</b>
P85212	Private primary/elementary education for children without special needs	S	S	S	S	S
P85312	Private general secondary education	41	-	-	-	-
P85402	Private higher education	62	-	-	-	-
P85592	Other private education, n.e.c.	S	S	S	S	S
	<b>XII - SOCCSKSARGEN</b>	<b>96</b>	<b>966</b>	<b>-</b>	<b>-</b>	<b>966</b>
P85112	Private pre-primary/pre-school education for children without special needs	S	S	S	S	S
P85212	Private primary/elementary education for children without special needs	5	-	-	-	-
P85312	Private general secondary education	35	966	-	-	966
P85332	Private technical and vocational secondary education for children without special needs	S	S	S	S	S
P85402	Private higher education	54	-	-	-	-
	<b>XIII - Caraga</b>	<b>45</b>	<b>-</b>	<b>-</b>	<b>-</b>	<b>-</b>
P85212	Private primary/elementary education for children without special needs	S	S	S	S	S
P85312	Private general secondary education	8	-	-	-	-
P85402	Private higher education	34	-	-	-	-
P85592	Other private education, n.e.c.	S	S	S	S	S
	<b>Autonomous Region in Muslim Mindanao</b>	<b>33</b>	<b>50</b>	<b>-</b>	<b>-</b>	<b>50</b>
P85212	Private primary/elementary education for children without special needs	S	S	S	S	S
P85312	Private general secondary education	S	S	S	S	S
P85402	Private higher education	18	50	-	-	50

TABLE 7a.1 Number of Establishments and Sale of Tangible Fixed Assets by Type for Private Education Establishments with Total Employment of 20 and Over by Region and Industry Sub-Class: Philippines, 2010 (Continued)

(Value in thousand pesos. Details may not add-up to total due to rounding and/or statistical disclosure control)

2009 PSIC Code	Region/ Industry Description	Sale of Tangible Fixed Assets			
		ICT Machinery and Equipment	Other Machinery and Equipment	Valuables	Other Tangible Fixed Assets
		(6)	(7)	(8)	(9)
	<b>PHILIPPINES</b>	<b>2,828</b>	<b>6,430</b>	<b>-</b>	<b>49</b>
P85112	Private pre-primary/pre-school education for children without special needs	-	-	-	-
P85212	Private primary/elementary education for children without special needs	-	2,599	-	-
P85222	Private primary/elementary education for children with special needs	S	S	S	S
P85312	Private general secondary education	-	209	-	-
P85322	Private general secondary education for children with special needs	S	S	S	S
P85332	Private technical and vocational secondary education for children without special needs	-	-	-	-
P85402	Private higher education	2,818	3,622	-	49
P85592	Other private education, n.e.c.	10	-	-	-
	<b>National Capital Region</b>	<b>55</b>	<b>137</b>	<b>-</b>	<b>-</b>
P85112	Private pre-primary/pre-school education for children without special needs	-	-	-	-
P85212	Private primary/elementary education for children without special needs	-	-	-	-
P85222	Private primary/elementary education for children with special needs	S	S	S	S
P85312	Private general secondary education	-	137	-	-
P85322	Private general secondary education for children with special needs	S	S	S	S
P85332	Private technical and vocational secondary education for children without special needs	S	S	S	S
P85402	Private higher education	45	-	-	-
P85592	Other private education, n.e.c.	10	-	-	-
	<b>Cordillera Administrative Region</b>	<b>218</b>	<b>1,672</b>	<b>-</b>	<b>42</b>
P85112	Private pre-primary/pre-school education for children without special needs	S	S	S	S
P85212	Private primary/elementary education for children without special needs	-	-	-	-
P85312	Private general secondary education	-	72	-	-
P85402	Private higher education	218	1,600	-	42
P85592	Other private education, n.e.c.	S	S	S	S
	<b>I - Ilocos Region</b>	<b>-</b>	<b>-</b>	<b>-</b>	<b>-</b>
P85112	Private pre-primary/pre-school education for children without special needs	S	S	S	S
P85212	Private primary/elementary education for children without special needs	-	-	-	-
P85312	Private general secondary education	-	-	-	-
P85402	Private higher education	-	-	-	-

TABLE 7a.1 Number of Establishments and Sale of Tangible Fixed Assets by Type for Private Education Establishments with Total Employment of 20 and Over by Region and Industry Sub-Class: Philippines, 2010 (Continued)

(Value in thousand pesos. Details may not add-up to total due to rounding and/or statistical disclosure control)

2009 PSIC Code	Region/ Industry Description	Sale of Tangible Fixed Assets			
		ICT Machinery and Equipment	Other Machinery and Equipment	Valuables	Other Tangible Fixed Assets
		(6)	(7)	(8)	(9)
P85592	Other private education, n.e.c.	S	S	S	S
<b>II - Cagayan Valley</b>		-	-	-	-
P85112	Private pre-primary/pre-school education for children without special needs	-	-	-	-
P85212	Private primary/elementary education for children without special needs	-	-	-	-
P85312	Private general secondary education	-	-	-	-
P85402	Private higher education	-	-	-	-
<b>III - Central Luzon</b>		-	-	-	-
P85112	Private pre-primary/pre-school education for children without special needs	-	-	-	-
P85212	Private primary/elementary education for children without special needs	-	-	-	-
P85312	Private general secondary education	-	-	-	-
P85402	Private higher education	-	-	-	-
P85592	Other private education, n.e.c.	-	-	-	-
<b>IVA - CALABARZON</b>		2,554	4,621	-	7
P85112	Private pre-primary/pre-school education for children without special needs	-	-	-	-
P85212	Private primary/elementary education for children without special needs	-	2,599	-	-
P85312	Private general secondary education	-	-	-	-
P85402	Private higher education	2,554	2,022	-	7
<b>IVB - MIMAROPA</b>		-	-	-	-
P85112	Private pre-primary/pre-school education for children without special needs	S	S	S	S
P85212	Private primary/elementary education for children without special needs	S	S	S	S
P85312	Private general secondary education	-	-	-	-
P85402	Private higher education	-	-	-	-
P85592	Other private education, n.e.c.	S	S	S	S
<b>V - Bicol Region</b>		-	-	-	-
P85112	Private pre-primary/pre-school education for children without special needs	S	S	S	S
P85212	Private primary/elementary education for children without special needs	-	-	-	-
P85312	Private general secondary education	-	-	-	-
P85402	Private higher education	-	-	-	-

TABLE 7a.1 Number of Establishments and Sale of Tangible Fixed Assets by Type for Private Education Establishments with Total Employment of 20 and Over by Region and Industry Sub-Class: Philippines, 2010 (Continued)

(Value in thousand pesos. Details may not add-up to total due to rounding and/or statistical disclosure control)

2009 PSIC Code	Region/ Industry Description	Sale of Tangible Fixed Assets			
		ICT Machinery and Equipment	Other Machinery and Equipment	Valuables	Other Tangible Fixed Assets
		(6)	(7)	(8)	(9)
P85592	Other private education, n.e.c.	S	S	S	S
	<b>VI - Western Visayas</b>	-	-	-	-
P85112	Private pre-primary/pre-school education for children without special needs	-	-	-	-
P85212	Private primary/elementary education for children without special needs	-	-	-	-
P85312	Private general secondary education )	-	-	-	-
P85332	Private technical and vocational secondary education for children without special needs )				
P85402	Private higher education	-	-	-	-
P85592	Other private education, n.e.c.	-	-	-	-
	<b>VII - Central Visayas</b>	-	-	-	-
P85112	Private pre-primary/pre-school education for children without special needs	-	-	-	-
P85212	Private primary/elementary education for children without special needs	-	-	-	-
P85312	Private general secondary education	-	-	-	-
P85402	Private higher education	-	-	-	-
P85592	Other private education, n.e.c.	-	-	-	-
	<b>VIII - Eastern Visayas</b>	-	-	-	-
P85212	Private primary/elementary education for children without special needs	-	-	-	-
P85312	Private general secondary education	-	-	-	-
P85402	Private higher education	-	-	-	-
	<b>IX - Zamboanga Peninsula</b>	-	-	-	-
P85112	Private pre-primary/pre-school education for children without special needs	S	S	S	S
P85212	Private primary/elementary education for children without special needs	S	S	S	S
P85312	Private general secondary education	-	-	-	-
P85402	Private higher education	-	-	-	-
	<b>X - Northern Mindanao</b>	-	-	-	-
P85212	Private primary/elementary education for children without special needs	-	-	-	-
P85312	Private general secondary education	-	-	-	-
P85402	Private higher education	-	-	-	-



TABLE 7a.1 Number of Establishments and Sale of Tangible Fixed Assets by Type for Private Education Establishments with Total Employment of 20 and Over by Region and Industry Sub-Class: Philippines, 2010 (Concluded)

(Value in thousand pesos. Details may not add-up to total due to rounding and/or statistical disclosure control)

2009 PSIC Code	Region/ Industry Description	Sale of Tangible Fixed Assets			
		ICT Machinery and Equipment	Other Machinery and Equipment	Valuables	Other Tangible Fixed Assets
		(6)	(7)	(8)	(9)
	XI - Davao Region	-	-	-	-
P85212	Private primary/elementary education for children without special needs	S	S	S	S
P85312	Private general secondary education	-	-	-	-
P85402	Private higher education	-	-	-	-
P85592	Other private education, n.e.c.	S	S	S	S
	XII - SOCCSKSARGEN	-	-	-	-
P85112	Private pre-primary/pre-school education for children without special needs	S	S	S	S
P85212	Private primary/elementary education for children without special needs	-	-	-	-
P85312	Private general secondary education	-	-	-	-
P85332	Private technical and vocational secondary education for children without special needs	S	S	S	S
P85402	Private higher education	-	-	-	-
	XIII - Caraga	-	-	-	-
P85212	Private primary/elementary education for children without special needs	S	S	S	S
P85312	Private general secondary education	-	-	-	-
P85402	Private higher education	-	-	-	-
P85592	Other private education, n.e.c.	S	S	S	S
	Autonomous Region in Muslim Mindanao	-	-	-	-
P85212	Private primary/elementary education for children without special needs	S	S	S	S
P85312	Private general secondary education	S	S	S	S
P85402	Private higher education	-	-	-	-

S - Data suppressed

) - Data combined

TABLE 7a.2 Number of Establishments and Losses and Damages to Tangible Fixed Assets by Type for Private Education Establishments with Total Employment of 20 and Over by Region and Industry Sub-Class: Philippines, 2010

(Value in thousand pesos. Details may not add-up to total due to rounding and/or statistical disclosure control)

2009 PSIC Code	Region/ Industry Description	Number of Establishments	Losses and Damages to Tangible Fixed Assets			
			Total	Land	Buildings, Other Structures and Land Improvements	Transport Equipment
		(1)	(2)	(3)	(4)	(5)
PHILIPPINES		3,000	48,001	1,039	19,139	7,067
P85112	Private pre-primary/pre-school education for children without special needs	143	566	-	566	-
P85212	Private primary/elementary education for children without special needs	307	-	-	-	-
P85222	Private primary/elementary education for children with special needs	S	S	S	S	S
P85312	Private general secondary education	1,238	17,969	-	15,000	-
P85322	Private general secondary education for children with special needs	S	S	S	S	S
P85332	Private technical and vocational secondary education for children without special needs	3	-	-	-	-
P85402	Private higher education	1,209	29,466	1,039	3,573	7,067
P85592	Other private education, n.e.c.	98	-	-	-	-
National Capital Region		738	14,158	-	566	6,097
P85112	Private pre-primary/pre-school education for children without special needs	36	566	-	566	-
P85212	Private primary/elementary education for children without special needs	78	-	-	-	-
P85222	Private primary/elementary education for children with special needs	S	S	S	S	S
P85312	Private general secondary education	281	2,842	-	-	-
P85322	Private general secondary education for children with special needs	S	S	S	S	S
P85332	Private technical and vocational secondary education for children without special needs	S	S	S	S	S
P85402	Private higher education	263	10,750	-	-	6,097
P85592	Other private education, n.e.c.	77	-	-	-	-
Cordillera Administrative Region		54	-	-	-	-
P85112	Private pre-primary/pre-school education for children without special needs	S	S	S	S	S
P85212	Private primary/elementary education for children without special needs	4	-	-	-	-
P85312	Private general secondary education	23	-	-	-	-
P85402	Private higher education	23	-	-	-	-
P85592	Other private education, n.e.c.	S	S	S	S	S
I - Ilocos Region		145	-	-	-	-
P85112	Private pre-primary/pre-school education for children without special needs	S	S	S	S	S
P85212	Private primary/elementary education for children without special needs	12	-	-	-	-
P85312	Private general secondary education	70	-	-	-	-

TABLE 7a.2 Number of Establishments and Losses and Damages to Tangible Fixed Assets by Type for Private Education Establishments with Total Employment of 20 and Over by Region and Industry Sub-Class: Philippines, 2010 (Continued)

(Value in thousand pesos. Details may not add-up to total due to rounding and/or statistical disclosure control)

2009 PSIC Code	Region/ Industry Description	Number of Establishments	Losses and Damages to Tangible Fixed Assets			
			Total	Land	Buildings, Other Structures and Land Improvements	Transport Equipment
		(1)	(2)	(3)	(4)	(5)
P85402	Private higher education	55	-	-	-	-
P85592	Other private education, n.e.c.	S	S	S	S	S
<b>II - Cagayan Valley</b>		<b>85</b>	<b>-</b>	<b>-</b>	<b>-</b>	<b>-</b>
P85112	Private pre-primary/pre-school education for children without special needs	3	-	-	-	-
P85212	Private primary/elementary education for children without special needs	9	-	-	-	-
P85312	Private general secondary education	35	-	-	-	-
P85402	Private higher education	38	-	-	-	-
<b>III - Central Luzon</b>		<b>358</b>	<b>15,026</b>	<b>1,039</b>	<b>3,562</b>	<b>-</b>
P85112	Private pre-primary/pre-school education for children without special needs	23	-	-	-	-
P85212	Private primary/elementary education for children without special needs	40	-	-	-	-
P85312	Private general secondary education	160	-	-	-	-
P85402	Private higher education	132	15,026	1,039	3,562	-
P85592	Other private education, n.e.c.	3	-	-	-	-
<b>IVA - CALABARZON</b>		<b>521</b>	<b>15,000</b>	<b>-</b>	<b>15,000</b>	<b>-</b>
P85112	Private pre-primary/pre-school education for children without special needs	36	-	-	-	-
P85212	Private primary/elementary education for children without special needs	66	-	-	-	-
P85312	Private general secondary education	262	15,000	-	15,000	-
P85402	Private higher education	157	-	-	-	-
<b>IVB - MIMAROPA</b>		<b>43</b>	<b>-</b>	<b>-</b>	<b>-</b>	<b>-</b>
P85112	Private pre-primary/pre-school education for children without special needs	S	S	S	S	S
P85212	Private primary/elementary education for children without special needs	S	S	S	S	S
P85312	Private general secondary education	20	-	-	-	-
P85402	Private higher education	19	-	-	-	-
P85592	Other private education, n.e.c.	S	S	S	S	S
<b>V - Bicol Region</b>		<b>132</b>	<b>1,466</b>	<b>-</b>	<b>-</b>	<b>498</b>
P85112	Private pre-primary/pre-school education for children without special needs	S	S	S	S	S

TABLE 7a.2 Number of Establishments and Losses and Damages to Tangible Fixed Assets by Type for Private Education Establishments with Total Employment of 20 and Over by Region and Industry Sub-Class: Philippines, 2010 (Continued)

(Value in thousand pesos. Details may not add-up to total due to rounding and/or statistical disclosure control)

2009 PSIC Code	Region/ Industry Description	Number of Establishments	Losses and Damages to Tangible Fixed Assets			
			Total	Land	Buildings, Other Structures and Land Improvements	Transport Equipment
		(1)	(2)	(3)	(4)	(5)
P85212	Private primary/elementary education for children without special needs	11	-	-	-	-
P85312	Private general secondary education	35	-	-	-	-
P85402	Private higher education	80	1,466	-	-	498
P85592	Other private education, n.e.c.	S	S	S	S	S
VI - Western Visayas		196	471	-	-	-
P85112	Private pre-primary/pre-school education for children without special needs	21	-	-	-	-
P85212	Private primary/elementary education for children without special needs	15	-	-	-	-
P85312	Private general secondary education )	79	-	-	-	-
P85332	Private technical and vocational secondary education for children without special needs )					
P85402	Private higher education	74	471	-	-	-
P85592	Other private education, n.e.c.	7	-	-	-	-
VII - Central Visayas		198	-	-	-	-
P85112	Private pre-primary/pre-school education for children without special needs	4	-	-	-	-
P85212	Private primary/elementary education for children without special needs	29	-	-	-	-
P85312	Private general secondary education	82	-	-	-	-
P85402	Private higher education	79	-	-	-	-
P85592	Other private education, n.e.c.	4	-	-	-	-
VIII - Eastern Visayas		73	-	-	-	-
P85212	Private primary/elementary education for children without special needs	3	-	-	-	-
P85312	Private general secondary education	34	-	-	-	-
P85402	Private higher education	36	-	-	-	-
IX - Zamboanga Peninsula		59	1,737	-	10	457
P85112	Private pre-primary/pre-school education for children without special needs	S	S	S	S	S
P85212	Private primary/elementary education for children without special needs	S	S	S	S	S
P85312	Private general secondary education	17	-	-	-	-
P85402	Private higher education	36	1,737	-	10	457

TABLE 7a.2 Number of Establishments and Losses and Damages to Tangible Fixed Assets by Type for Private Education Establishments with Total Employment of 20 and Over by Region and Industry Sub-Class: Philippines, 2010 (Continued)

(Value in thousand pesos. Details may not add-up to total due to rounding and/or statistical disclosure control)

2009 PSIC Code	Region/ Industry Description	Number of Establishments	Losses and Damages to Tangible Fixed Assets			
			Total	Land	Buildings, Other Structures and Land Improvements	Transport Equipment
		(1)	(2)	(3)	(4)	(5)
	<b>X - Northern Mindanao</b>	<b>108</b>	-	-	-	-
P85212	Private primary/elementary education for children without special needs	16	-	-	-	-
P85312	Private general secondary education	43	-	-	-	-
P85402	Private higher education	49	-	-	-	-
	<b>XI - Davao Region</b>	<b>116</b>	-	-	-	-
P85212	Private primary/elementary education for children without special needs	S	S	S	S	S
P85312	Private general secondary education	41	-	-	-	-
P85402	Private higher education	62	-	-	-	-
P85592	Other private education, n.e.c.	S	S	S	S	S
	<b>XII - SOCCSKSARGEN</b>	<b>96</b>	-	-	-	-
P85112	Private pre-primary/pre-school education for children without special needs	S	S	S	S	S
P85212	Private primary/elementary education for children without special needs	5	-	-	-	-
P85312	Private general secondary education	35	-	-	-	-
P85332	Private technical and vocational secondary education for children without special needs	S	S	S	S	S
P85402	Private higher education	54	-	-	-	-
	<b>XIII - Caraga</b>	<b>45</b>	-	-	-	-
P85212	Private primary/elementary education for children without special needs	S	S	S	S	S
P85312	Private general secondary education	8	-	-	-	-
P85402	Private higher education	34	-	-	-	-
P85592	Other private education, n.e.c.	S	S	S	S	S
	<b>Autonomous Region in Muslim Mindanao</b>	<b>33</b>	<b>142</b>	-	-	<b>15</b>
P85212	Private primary/elementary education for children without special needs	S	S	S	S	S
P85312	Private general secondary education	S	S	S	S	S
P85402	Private higher education	18	15	-	-	15

TABLE 7a.2 Number of Establishments and Losses and Damages to Tangible Fixed Assets by Type for Private Education Establishments with Total Employment of 20 and Over by Region and Industry Sub-Class: Philippines, 2010 (Continued)

(Value in thousand pesos. Details may not add-up to total due to rounding and/or statistical disclosure control)

2009 PSIC Code	Region/ Industry Description	Losses and Damages to Tangible Fixed Assets			
		ICT Machinery and Equipment	Other Machinery and Equipment	Valuables	Other Tangible Fixed Assets
		(6)	(7)	(8)	(9)
	<b>PHILIPPINES</b>	<b>16,845</b>	<b>3,883</b>	<b>-</b>	<b>28</b>
P85112	Private pre-primary/pre-school education for children without special needs	-	-	-	-
P85212	Private primary/elementary education for children without special needs	-	-	-	-
P85222	Private primary/elementary education for children with special needs	S	S	S	S
P85312	Private general secondary education	114	2,827	-	28
P85322	Private general secondary education for children with special needs	S	S	S	S
P85332	Private technical and vocational secondary education for children without special needs	-	-	-	-
P85402	Private higher education	16,731	1,057	-	-
P85592	Other private education, n.e.c.	-	-	-	-
	<b>National Capital Region</b>	<b>4,644</b>	<b>2,823</b>	<b>-</b>	<b>28</b>
P85112	Private pre-primary/pre-school education for children without special needs	-	-	-	-
P85212	Private primary/elementary education for children without special needs	-	-	-	-
P85222	Private primary/elementary education for children with special needs	S	S	S	S
P85312	Private general secondary education	19	2,795	-	28
P85322	Private general secondary education for children with special needs	S	S	S	S
P85332	Private technical and vocational secondary education for children without special needs	S	S	S	S
P85402	Private higher education	4,625	28	-	-
P85592	Other private education, n.e.c.	-	-	-	-
	<b>Cordillera Administrative Region</b>	<b>-</b>	<b>-</b>	<b>-</b>	<b>-</b>
P85112	Private pre-primary/pre-school education for children without special needs	S	S	S	S
P85212	Private primary/elementary education for children without special needs	-	-	-	-
P85312	Private general secondary education	-	-	-	-
P85402	Private higher education	-	-	-	-
P85592	Other private education, n.e.c.	S	S	S	S
	<b>I - Ilocos Region</b>	<b>-</b>	<b>-</b>	<b>-</b>	<b>-</b>
P85112	Private pre-primary/pre-school education for children without special needs	S	S	S	S
P85212	Private primary/elementary education for children without special needs	-	-	-	-
P85312	Private general secondary education	-	-	-	-
P85402	Private higher education	-	-	-	-
P85592	Other private education, n.e.c.	S	S	S	S

TABLE 7a.2 Number of Establishments and Losses and Damages to Tangible Fixed Assets by Type for Private Education Establishments with Total Employment of 20 and Over by Region and Industry Sub-Class: Philippines, 2010 *(Continued)*

(Value in thousand pesos. Details may not add-up to total due to rounding and/or statistical disclosure control)

2009 PSIC Code	Region/ Industry Description	Losses and Damages to Tangible Fixed Assets			
		ICT Machinery and Equipment	Other Machinery and Equipment	Valuables	Other Tangible Fixed Assets
		(6)	(7)	(8)	(9)
II - Cagayan Valley		-	-	-	-
P85112	Private pre-primary/pre-school education for children without special needs	-	-	-	-
P85212	Private primary/elementary education for children without special needs	-	-	-	-
P85312	Private general secondary education	-	-	-	-
P85402	Private higher education	-	-	-	-
III - Central Luzon		10,425	-	-	-
P85112	Private pre-primary/pre-school education for children without special needs	-	-	-	-
P85212	Private primary/elementary education for children without special needs	-	-	-	-
P85312	Private general secondary education	-	-	-	-
P85402	Private higher education	10,425	-	-	-
P85592	Other private education, n.e.c.	-	-	-	-
IVA - CALABARZON		-	-	-	-
P85112	Private pre-primary/pre-school education for children without special needs	-	-	-	-
P85212	Private primary/elementary education for children without special needs	-	-	-	-
P85312	Private general secondary education	-	-	-	-
P85402	Private higher education	-	-	-	-
IVB - MIMAROPA		-	-	-	-
P85112	Private pre-primary/pre-school education for children without special needs	S	S	S	S
P85212	Private primary/elementary education for children without special needs	S	S	S	S
P85312	Private general secondary education	-	-	-	-
P85402	Private higher education	-	-	-	-
P85592	Other private education, n.e.c.	S	S	S	S
V - Bicol Region		853	115	-	-
P85112	Private pre-primary/pre-school education for children without special needs	S	S	S	S
P85212	Private primary/elementary education for children without special needs	-	-	-	-
P85312	Private general secondary education	-	-	-	-
P85402	Private higher education	853	115	-	-
P85592	Other private education, n.e.c.	S	S	S	S
VI - Western Visayas		-	471	-	-
P85112	Private pre-primary/pre-school education for children without special needs	-	-	-	-

TABLE 7a.2 Number of Establishments and Losses and Damages to Tangible Fixed Assets by Type for Private Education Establishments with Total Employment of 20 and Over by Region and Industry Sub-Class: Philippines, 2010 (Continued)

(Value in thousand pesos. Details may not add-up to total due to rounding and/or statistical disclosure control)

2009 PSIC Code	Region/ Industry Description	Losses and Damages to Tangible Fixed Assets			
		ICT Machinery and Equipment	Other Machinery and Equipment	Valuables	Other Tangible Fixed Assets
		(6)	(7)	(8)	(9)
P85212	Private primary/elementary education for children without special needs	-	-	-	-
P85312	Private general secondary education )	-	-	-	-
P85332	Private technical and vocational secondary education for children without special needs )	-	-	-	-
P85402	Private higher education	-	471	-	-
P85592	Other private education, n.e.c.	-	-	-	-
<b>VII - Central Visayas</b>		-	-	-	-
P85112	Private pre-primary/pre-school education for children without special needs	-	-	-	-
P85212	Private primary/elementary education for children without special needs	-	-	-	-
P85312	Private general secondary education	-	-	-	-
P85402	Private higher education	-	-	-	-
P85592	Other private education, n.e.c.	-	-	-	-
<b>VIII - Eastern Visayas</b>		-	-	-	-
P85212	Private primary/elementary education for children without special needs	-	-	-	-
P85312	Private general secondary education	-	-	-	-
P85402	Private higher education	-	-	-	-
<b>IX - Zamboanga Peninsula</b>		828	442	-	-
P85112	Private pre-primary/pre-school education for children without special needs	S	S	S	S
P85212	Private primary/elementary education for children without special needs	S	S	S	S
P85312	Private general secondary education	-	-	-	-
P85402	Private higher education	828	442	-	-
<b>X - Northern Mindanao</b>		-	-	-	-
P85212	Private primary/elementary education for children without special needs	-	-	-	-
P85312	Private general secondary education	-	-	-	-
P85402	Private higher education	-	-	-	-
<b>XI - Davao Region</b>		-	-	-	-
P85212	Private primary/elementary education for children without special needs	S	S	S	S
P85312	Private general secondary education	-	-	-	-
P85402	Private higher education	-	-	-	-
P85592	Other private education, n.e.c.	S	S	S	S



TABLE 7a.2 Number of Establishments and Losses and Damages to Tangible Fixed Assets by Type for Private Education Establishments with Total Employment of 20 and Over by Region and Industry Sub-Class: Philippines, 2010 (*Concluded*)

(Value in thousand pesos. Details may not add-up to total due to rounding and/or statistical disclosure control)

2009 PSIC Code	Region/ Industry Description	Losses and Damages to Tangible Fixed Assets			
		ICT Machinery and Equipment	Other Machinery and Equipment	Valuables	Other Tangible Fixed Assets
		(6)	(7)	(8)	(9)
XII - SOCCSKSARGEN		-	-	-	-
P85112	Private pre-primary/pre-school education for children without special needs	S	S	S	S
P85212	Private primary/elementary education for children without special needs	-	-	-	-
P85312	Private general secondary education	-	-	-	-
P85332	Private technical and vocational secondary education for children without special needs	S	S	S	S
P85402	Private higher education	-	-	-	-
XIII - Caraga		-	-	-	-
P85212	Private primary/elementary education for children without special needs	S	S	S	S
P85312	Private general secondary education	-	-	-	-
P85402	Private higher education	-	-	-	-
P85592	Other private education, n.e.c.	S	S	S	S
Autonomous Region in Muslim Mindanao		95	32	-	-
P85212	Private primary/elementary education for children without special needs	S	S	S	S
P85312	Private general secondary education	S	S	S	S
P85402	Private higher education	-	-	-	-

S - Data suppressed

) - Data combined

TABLE 8a Number of Establishments and Book Value of Tangible Fixed Assets by Type for Private Education Establishments with Total Employment of 20 and Over by Region and Industry Sub-Class: Philippines, 2010

(Value in thousand pesos. Details may not add-up to total due to rounding and/or statistical disclosure control)

2009 PSIC Code	Region/ Industry Description	Number of Establishments	Book Value of Tangible Fixed Assets			
			Total	Land	Buildings, Other Structures and Land Improvements	Transport Equipment
		(1)	(2)	(3)	(4)	(5)
	PHILIPPINES	3,000	135,724,590	34,309,126	82,001,118	2,276,089
P85112	Private pre-primary/pre-school education for children without special needs	143	1,383,948	387,047	803,377	63,030
P85212	Private primary/elementary education for children without special needs	307	5,849,736	1,601,702	3,615,644	141,779
P85222	Private primary/elementary education for children with special needs	S	S	S	S	S
P85312	Private general secondary education	1,238	25,521,516	3,524,579	17,930,716	528,171
P85322	Private general secondary education for children with special needs	S	S	S	S	S
P85332	Private technical and vocational secondary education for children without special needs	3	41,949	10,503	19,012	1,681
P85402	Private higher education	1,209	101,244,196	28,547,246	58,889,385	1,349,177
P85592	Other private education, n.e.c.	98	1,673,365	232,949	738,336	192,250
	National Capital Region	738	59,988,858	15,518,026	36,171,104	940,867
P85112	Private pre-primary/pre-school education for children without special needs	36	422,065	74,416	294,031	11,511
P85212	Private primary/elementary education for children without special needs	78	906,376	104,901	690,899	16,186
P85222	Private primary/elementary education for children with special needs	S	S	S	S	S
P85312	Private general secondary education	281	12,652,755	1,441,804	9,473,597	205,484
P85322	Private general secondary education for children with special needs	S	S	S	S	S
P85332	Private technical and vocational secondary education for children without special needs	S	S	S	S	S
P85402	Private higher education	263	44,655,012	13,667,384	25,090,315	580,758
P85592	Other private education, n.e.c.	77	1,323,829	216,425	607,298	126,928
	Cordillera Administrative Region	54	5,446,794	1,838,654	3,005,396	43,165
P85112	Private pre-primary/pre-school education for children without special needs	S	S	S	S	S
P85212	Private primary/elementary education for children without special needs	4	84,839	42,206	33,038	2,249
P85312	Private general secondary education	23	241,522	44,377	97,691	13,731
P85402	Private higher education	23	5,109,024	1,752,071	2,867,658	25,943
P85592	Other private education, n.e.c.	S	S	S	S	S
	I - Ilocos Region	145	3,639,115	1,009,015	1,978,040	104,625
P85112	Private pre-primary/pre-school education for children without special needs	S	S	S	S	S
P85212	Private primary/elementary education for children without special needs	12	281,504	40,333	223,193	2,860
P85312	Private general secondary education	70	512,182	37,270	368,816	8,109
P85402	Private higher education	55	2,753,683	925,562	1,342,006	58,591
P85592	Other private education, n.e.c.	S	S	S	S	S

TABLE 8a Number of Establishments and Book Value of Tangible Fixed Assets by Type for Private Education Establishments with Total Employment of 20 and Over by Region and Industry Sub-Class: Philippines, 2010 (Continued)

(Value in thousand pesos. Details may not add-up to total due to rounding and/or statistical disclosure control)

2009 PSIC Code	Region/ Industry Description	Number of Establishments	Book Value of Tangible Fixed Assets			
			Total	Land	Buildings, Other Structures and Land Improvements	Transport Equipment
		(1)	(2)	(3)	(4)	(5)
II - Cagayan Valley		85	2,665,782	402,229	1,750,612	41,545
P85112	Private pre-primary/pre-school education for children without special needs	3	39,652	5,295	32,216	954
P85212	Private primary/elementary education for children without special needs	9	48,188	22,905	20,481	254
P85312	Private general secondary education	35	266,825	11,051	162,168	14,925
P85402	Private higher education	38	2,311,117	362,978	1,535,748	25,413
III - Central Luzon		358	8,793,461	1,725,605	5,694,392	190,027
P85112	Private pre-primary/pre-school education for children without special needs	23	171,694	84,289	71,011	4,119
P85212	Private primary/elementary education for children without special needs	40	480,766	26,960	404,054	17,199
P85312	Private general secondary education	160	2,558,275	451,647	1,609,818	59,630
P85402	Private higher education	132	5,397,950	1,159,222	3,541,588	87,281
P85592	Other private education, n.e.c.	3	184,776	3,487	67,922	21,797
IVA - CALABARZON		521	16,504,286	2,992,991	11,180,026	368,618
P85112	Private pre-primary/pre-school education for children without special needs	36	407,835	160,836	177,994	41,014
P85212	Private primary/elementary education for children without special needs	66	2,633,890	801,295	1,569,217	73,990
P85312	Private general secondary education	262	3,368,445	310,404	2,422,240	123,763
P85402	Private higher education	157	10,094,116	1,720,455	7,010,576	129,851
IVB - MIMAROPA		43	1,444,518	948,130	376,615	12,763
P85112	Private pre-primary/pre-school education for children without special needs	S	S	S	S	S
P85212	Private primary/elementary education for children without special needs	S	S	S	S	S
P85312	Private general secondary education	20	157,057	13,341	129,633	228
P85402	Private higher education	19	1,241,227	912,856	229,815	10,924
P85592	Other private education, n.e.c.	S	S	S	S	S
V - Bicol Region		132	2,689,560	534,323	1,707,769	65,289
P85112	Private pre-primary/pre-school education for children without special needs	S	S	S	S	S
P85212	Private primary/elementary education for children without special needs	11	58,428	2,601	48,227	1,247
P85312	Private general secondary education	35	297,093	28,095	231,548	2,766
P85402	Private higher education	80	2,248,525	479,775	1,376,268	59,943
P85592	Other private education, n.e.c.	S	S	S	S	S
VI - Western Visayas		196	5,311,195	935,309	3,301,257	102,568
P85112	Private pre-primary/pre-school education for children without special needs	21	137,253	20,732	91,441	42

TABLE 8a Number of Establishments and Book Value of Tangible Fixed Assets by Type for Private Education Establishments with Total Employment of 20 and Over by Region and Industry Sub-Class: Philippines, 2010 (Continued)

(Value in thousand pesos. Details may not add-up to total due to rounding and/or statistical disclosure control)

2009 PSIC Code	Region/ Industry Description	Number of Establishments	Book Value of Tangible Fixed Assets			
			Total	Land	Buildings, Other Structures and Land Improvements	Transport Equipment
		(1)	(2)	(3)	(4)	(5)
P85212	Private primary/elementary education for children without special needs	15	262,337	149,919	70,058	4,090
P85312	Private general secondary education )	79	879,622	95,618	616,543	14,544
P85332	Private technical and vocational secondary education for children without special needs )					
P85402	Private higher education	74	3,995,195	669,040	2,509,290	79,589
P85592	Other private education, n.e.c.	7	36,790	-	13,925	4,304
VII - Central Visayas		198	11,870,440	4,629,417	6,060,428	71,663
P85112	Private pre-primary/pre-school education for children without special needs	4	46,839	4,772	37,276	1,465
P85212	Private primary/elementary education for children without special needs	29	636,976	295,091	277,139	9,779
P85312	Private general secondary education	82	2,204,099	583,855	1,341,509	24,141
P85402	Private higher education	79	8,932,224	3,737,084	4,383,788	35,978
P85592	Other private education, n.e.c.	4	50,303	8,615	20,716	300
VIII - Eastern Visayas		73	1,481,396	315,982	1,003,424	21,872
P85212	Private primary/elementary education for children without special needs	3	4,786	2,015	1,873	125
P85312	Private general secondary education	34	653,744	178,920	397,684	7,598
P85402	Private higher education	36	822,866	135,047	603,868	14,149
IX - Zamboanga Peninsula		59	1,313,659	269,321	730,778	19,867
P85112	Private pre-primary/pre-school education for children without special needs	S	S	S	S	S
P85212	Private primary/elementary education for children without special needs	S	S	S	S	S
P85312	Private general secondary education	17	76,396	6,438	31,936	2,376
P85402	Private higher education	36	1,217,154	261,772	684,078	17,115
X - Northern Mindanao		108	4,324,454	670,972	3,135,907	58,576
P85212	Private primary/elementary education for children without special needs	16	191,078	51,225	122,446	1,330
P85312	Private general secondary education	43	586,280	132,290	368,598	14,837
P85402	Private higher education	49	3,547,097	487,456	2,644,863	42,408
XI - Davao Region		116	6,236,812	1,861,410	3,342,104	91,657
P85212	Private primary/elementary education for children without special needs	S	S	S	S	S
P85312	Private general secondary education	41	551,751	97,540	331,362	8,793
P85402	Private higher education	62	5,511,773	1,722,892	2,909,830	71,021
P85592	Other private education, n.e.c.	S	S	S	S	S

TABLE 8a Number of Establishments and Book Value of Tangible Fixed Assets by Type for Private Education Establishments with Total Employment of 20 and Over by Region and Industry Sub-Class: Philippines, 2010 *(Continued)*

(Value in thousand pesos. Details may not add-up to total due to rounding and/or statistical disclosure control)

2009 PSIC Code	Region/ Industry Description	Number of Establishments	Book Value of Tangible Fixed Assets			
			Total	Land	Buildings, Other Structures and Land Improvements	Transport Equipment
		(1)	(2)	(3)	(4)	(5)
	<b>XII - SOCCSKSARGEN</b>	<b>96</b>	<b>2,228,037</b>	<b>349,979</b>	<b>1,525,136</b>	<b>62,456</b>
P85112	Private pre-primary/pre-school education for children without special needs	S	S	S	S	S
P85212	Private primary/elementary education for children without special needs	5	41,276	3,833	32,476	400
P85312	Private general secondary education	35	420,330	86,562	269,363	23,723
P85332	Private technical and vocational secondary education for children without special needs	S	S	S	S	S
P85402	Private higher education	54	1,754,980	257,518	1,218,086	37,230
	<b>XIII - Caraga</b>	<b>45</b>	<b>1,464,344</b>	<b>232,610</b>	<b>837,340</b>	<b>70,100</b>
P85212	Private primary/elementary education for children without special needs	S	S	S	S	S
P85312	Private general secondary education	8	14,477	851	9,912	640
P85402	Private higher education	34	1,427,367	227,285	815,571	66,014
P85592	Other private education, n.e.c.	S	S	S	S	S
	<b>Autonomous Region in Muslim Mindanao</b>	<b>33</b>	<b>321,878</b>	<b>75,154</b>	<b>200,791</b>	<b>10,430</b>
P85212	Private primary/elementary education for children without special needs	S	S	S	S	S
P85312	Private general secondary education	S	S	S	S	S
P85402	Private higher education	18	224,886	68,850	126,038	6,969

TABLE 8a Number of Establishments and Book Value of Tangible Fixed Assets by Type for Private Education Establishments with Total Employment of 20 and Over by Region and Industry Sub-Class: Philippines, 2010 (Continued)

(Value in thousand pesos. Details may not add-up to total due to rounding and/or statistical disclosure control)

2009 PSIC Code	Region/ Industry Description	Book Value of Tangible Fixed Assets			
		ICT Machinery and Equipment	Other Machinery and Equipment	Valuables	Other Tangible Fixed Assets
		(6)	(7)	(8)	(9)
	PHILIPPINES	5,504,925	9,019,813	32,734	2,580,785
P85112	Private pre-primary/pre-school education for children without special needs	42,142	83,879	-	4,473
P85212	Private primary/elementary education for children without special needs	195,110	249,816	1,077	44,608
P85222	Private primary/elementary education for children with special needs	S	S	S	S
P85312	Private general secondary education	1,200,732	1,833,395	11,802	492,122
P85322	Private general secondary education for children with special needs	S	S	S	S
P85332	Private technical and vocational secondary education for children without special needs	3,326	7,121	-	305
P85402	Private higher education	3,880,985	6,627,342	19,854	1,930,204
P85592	Other private education, n.e.c.	182,589	218,168	-	109,073
	National Capital Region	2,295,558	4,017,035	16,326	1,029,943
P85112	Private pre-primary/pre-school education for children without special needs	20,625	18,530	-	2,953
P85212	Private primary/elementary education for children without special needs	35,341	48,035	1,077	9,938
P85222	Private primary/elementary education for children with special needs	S	S	S	S
P85312	Private general secondary education	505,863	783,632	170	242,205
P85322	Private general secondary education for children with special needs	S	S	S	S
P85332	Private technical and vocational secondary education for children without special needs	S	S	S	S
P85402	Private higher education	1,561,676	3,071,639	15,079	668,163
P85592	Other private education, n.e.c.	172,013	94,481	-	106,684
	Cordillera Administrative Region	118,252	343,094	35	98,198
P85112	Private pre-primary/pre-school education for children without special needs	S	S	S	S
P85212	Private primary/elementary education for children without special needs	2,312	4,919	-	115
P85312	Private general secondary education	14,870	64,643	-	6,211
P85402	Private higher education	101,070	270,375	35	91,873
P85592	Other private education, n.e.c.	S	S	S	S
	I - Ilocos Region	174,031	284,192	446	88,766
P85112	Private pre-primary/pre-school education for children without special needs	S	S	S	S
P85212	Private primary/elementary education for children without special needs	7,537	7,581	-	-
P85312	Private general secondary education	49,233	41,530	58	7,166
P85402	Private higher education	114,527	231,670	388	80,939
P85592	Other private education, n.e.c.	S	S	S	S

TABLE 8a Number of Establishments and Book Value of Tangible Fixed Assets by Type for Private Education Establishments with Total Employment of 20 and Over by Region and Industry Sub-Class: Philippines, 2010 *(Continued)*

(Value in thousand pesos. Details may not add-up to total due to rounding and/or statistical disclosure control)

2009 PSIC Code	Region/ Industry Description	Book Value of Tangible Fixed Assets			
		ICT Machinery and Equipment	Other Machinery and Equipment	Valuables	Other Tangible Fixed Assets
		(6)	(7)	(8)	(9)
	II - Cagayan Valley	145,881	180,256	5,318	139,940
P85112	Private pre-primary/pre-school education for children without special needs	13	786	-	389
P85212	Private primary/elementary education for children without special needs	431	1,912	-	2,205
P85312	Private general secondary education	15,290	50,293	5,318	7,779
P85402	Private higher education	130,147	127,265	-	129,567
	III - Central Luzon	397,179	568,669	1,415	216,173
P85112	Private pre-primary/pre-school education for children without special needs	6,207	5,955	-	112
P85212	Private primary/elementary education for children without special needs	16,014	16,539	-	-
P85312	Private general secondary education	106,487	209,766	-	120,926
P85402	Private higher education	266,038	249,065	1,415	93,340
P85592	Other private education, n.e.c.	2,432	87,344	-	1,794
	IVA - CALABARZON	712,391	1,045,357	5,826	199,077
P85112	Private pre-primary/pre-school education for children without special needs	10,487	17,383	-	120
P85212	Private primary/elementary education for children without special needs	54,341	107,344	-	27,704
P85312	Private general secondary education	236,107	253,439	5,826	16,666
P85402	Private higher education	411,457	667,190	-	154,587
	IVB - MIMAROPA	49,732	51,401	-	5,878
P85112	Private pre-primary/pre-school education for children without special needs	S	S	S	S
P85212	Private primary/elementary education for children without special needs	S	S	S	S
P85312	Private general secondary education	3,248	10,386	-	221
P85402	Private higher education	44,463	37,511	-	5,657
P85592	Other private education, n.e.c.	S	S	S	S
	V - Bicol Region	165,318	170,379	-	46,484
P85112	Private pre-primary/pre-school education for children without special needs	S	S	S	S
P85212	Private primary/elementary education for children without special needs	4,953	1,401	-	-
P85312	Private general secondary education	10,290	22,236	-	2,158
P85402	Private higher education	149,389	138,824	-	44,326
P85592	Other private education, n.e.c.	S	S	S	S
	VI - Western Visayas	261,839	479,881	-	230,342
P85112	Private pre-primary/pre-school education for children without special needs	483	24,555	-	

TABLE 8a Number of Establishments and Book Value of Tangible Fixed Assets by Type for Private Education Establishments with Total Employment of 20 and Over by Region and Industry Sub-Class: Philippines, 2010 (Continued)

(Value in thousand pesos. Details may not add-up to total due to rounding and/or statistical disclosure control)

2009 PSIC Code	Region/ Industry Description	Book Value of Tangible Fixed Assets			
		ICT Machinery and Equipment	Other Machinery and Equipment	Valuables	Other Tangible Fixed Assets
		(6)	(7)	(8)	(9)
P85212	Private primary/elementary education for children without special needs	12,974	25,004	-	293
P85312	Private general secondary education )	49,063	90,246	-	13,608
P85332	Private technical and vocational secondary education for children without special needs )				
P85402	Private higher education	194,492	326,680	-	216,104
P85592	Other private education, n.e.c.	4,827	13,396	-	337
	<b>VII - Central Visayas</b>	<b>373,099</b>	<b>530,738</b>	<b>26</b>	<b>205,068</b>
P85112	Private pre-primary/pre-school education for children without special needs	681	2,407	-	238
P85212	Private primary/elementary education for children without special needs	37,333	16,929	-	704
P85312	Private general secondary education	102,111	111,056	26	41,401
P85402	Private higher education	231,239	381,434	-	162,701
P85592	Other private education, n.e.c.	1,736	18,911	-	25
	<b>VIII - Eastern Visayas</b>	<b>62,639</b>	<b>58,040</b>	<b>367</b>	<b>19,071</b>
P85212	Private primary/elementary education for children without special needs	358	414	-	-
P85312	Private general secondary education	27,195	30,266	367	11,714
P85402	Private higher education	35,086	27,360	-	7,357
	<b>IX - Zamboanga Peninsula</b>	<b>90,397</b>	<b>186,920</b>	<b>-</b>	<b>16,377</b>
P85112	Private pre-primary/pre-school education for children without special needs	S	S	S	S
P85212	Private primary/elementary education for children without special needs	S	S	S	S
P85312	Private general secondary education	9,499	25,435	-	712
P85402	Private higher education	79,679	158,982	-	15,528
	<b>X - Northern Mindanao</b>	<b>144,196</b>	<b>265,206</b>	<b>129</b>	<b>49,468</b>
P85212	Private primary/elementary education for children without special needs	10,428	3,997	-	1,652
P85312	Private general secondary education	22,595	35,211	-	12,748
P85402	Private higher education	111,174	225,998	129	35,068
	<b>XI - Davao Region</b>	<b>210,827</b>	<b>555,708</b>	<b>2,320</b>	<b>172,787</b>
P85212	Private primary/elementary education for children without special needs	S	S	S	S
P85312	Private general secondary education	20,048	86,128	-	7,880
P85402	Private higher education	184,161	458,646	2,320	162,903
P85592	Other private education, n.e.c.	S	S	S	S



TABLE 8a Number of Establishments and Book Value of Tangible Fixed Assets by Type for Private Education Establishments with Total Employment of 20 and Over by Region and Industry Sub-Class: Philippines, 2010 (*Concluded*)

(Value in thousand pesos. Details may not add-up to total due to rounding and/or statistical disclosure control)

2009 PSIC Code	Region/ Industry Description	Book Value of Tangible Fixed Assets			
		ICT Machinery and Equipment	Other Machinery and Equipment	Valuables	Other Tangible Fixed Assets
		(6)	(7)	(8)	(9)
	XII - SOCCSKSARGEN	181,223	80,340	37	28,865
P85112	Private pre-primary/pre-school education for children without special needs	S	S	S	S
P85212	Private primary/elementary education for children without special needs	3,575	989	-	3
P85312	Private general secondary education	26,686	13,241	37	716
P85332	Private technical and vocational secondary education for children without special needs	S	S	S	S
P85402	Private higher education	148,718	65,588	-	27,840
	XIII - Caraga	106,926	183,204	-	34,164
P85212	Private primary/elementary education for children without special needs	S	S	S	S
P85312	Private general secondary education	1,431	1,633	-	10
P85402	Private higher education	104,030	180,398	-	34,067
P85592	Other private education, n.e.c.	S	S	S	S
	Autonomous Region in Muslim Mindanao	15,437	19,394	488	185
P85212	Private primary/elementary education for children without special needs	S	S	S	S
P85312	Private general secondary education	S	S	S	S
P85402	Private higher education	13,638	8,717	488	185

S - Data suppressed

) - Data combined

TABLE 8a.1 Number of Establishments and Book Value of Intangible Assets by Type for Private Education Establishments  
with Total Employment of 20 and Over by Region and Industry Sub-Class: Philippines, 2010

(Value in thousand pesos. Details may not add-up to total due to rounding and/or statistical disclosure control)

2009 PSIC Code	Region/ Industry Description	Number of Establishments	Value of Intangible Assets as of December 31				
			Total	Intangible Non- Produced Assets	Computer Software and Data Bases	Entertainment, Literary and Artistic Originals	Other Intangible Assets
PHILIPPINES		3,000	404,209	134,610	245,846	15,350	8,405
P85112	Private pre-primary/pre-school education for children without special needs	143	1,037	-	1,037	-	-
P85212	Private primary/elementary education for children without special needs	307	8,272	44	7,678	550	-
P85222	Private primary/elementary education for children with special needs	S	S	S	S	S	S
P85312	Private general secondary education	1,238	75,421	7,308	58,717	9,330	66
P85322	Private general secondary education for children with special needs	S	S	S	S	S	S
P85332	Private technical and vocational secondary education for children without special needs	3	-	-	-	-	-
P85402	Private higher education	1,209	220,419	35,539	171,072	5,470	8,338
P85592	Other private education, n.e.c.	98	99,059	91,719	7,341	-	-
National Capital Region		738	97,745	936	94,201	2,609	-
P85112	Private pre-primary/pre-school education for children without special needs	36	516	-	516	-	-
P85212	Private primary/elementary education for children without special needs	78	2,420	-	1,892	528	-
P85222	Private primary/elementary education for children with special needs	S	S	S	S	S	S
P85312	Private general secondary education	281	25,773	936	23,561	1,277	-
P85322	Private general secondary education for children with special needs	S	S	S	S	S	S
P85332	Private technical and vocational secondary education for children without special needs	S	S	S	S	S	S
P85402	Private higher education	263	64,176	-	63,372	804	-
P85592	Other private education, n.e.c.	77	4,860	-	4,860	-	-
Cordillera Administrative Region		54	2,421	-	1,637	784	-
P85112	Private pre-primary/pre-school education for children without special needs	S	S	S	S	S	S
P85212	Private primary/elementary education for children without special needs	4	-	-	-	-	-
P85312	Private general secondary education	23	1,840	-	1,057	784	-
P85402	Private higher education	23	581	-	581	-	-
P85592	Other private education, n.e.c.	S	S	S	S	S	S
I - Ilocos Region		145	3,453	-	3,453	-	-
P85112	Private pre-primary/pre-school education for children without special needs	S	S	S	S	S	S
P85212	Private primary/elementary education for children without special needs	12	-	-	-	-	-
P85312	Private general secondary education	70	696	-	696	-	-
P85402	Private higher education	55	2,757	-	2,757	-	-
P85592	Other private education, n.e.c.	S	S	S	S	S	S

TABLE 8a.1 Number of Establishments and Book Value of Intangible Assets by Type for Private Education Establishments with Total Employment of 20 and Over by Region and Industry Sub-Class: Philippines, 2010 (Continued)

(Value in thousand pesos. Details may not add-up to total due to rounding and/or statistical disclosure control)

2009 PSIC Code	Region/ Industry Description	Number of Establishments	Value of Intangible Assets as of December 31				
			Total	Intangible Non- Produced Assets	Computer Software and Data Bases	Entertainment, Literary and Artistic Originals	Other Intangible Assets
		(1)	(2)	(3)	(4)	(5)	(6)
<b>II - Cagayan Valley</b>		<b>85</b>	<b>13,508</b>	<b>350</b>	<b>12,018</b>	<b>1,140</b>	<b>-</b>
P85112	Private pre-primary/pre-school education for children without special needs	3	-	-	-	-	-
P85212	Private primary/elementary education for children without special needs	9	-	-	-	-	-
P85312	Private general secondary education	35	-	-	-	-	-
P85402	Private higher education	38	13,508	350	12,018	1,140	-
<b>III - Central Luzon</b>		<b>358</b>	<b>158,875</b>	<b>126,912</b>	<b>24,968</b>	<b>6,342</b>	<b>654</b>
P85112	Private pre-primary/pre-school education for children without special needs	23	-	-	-	-	-
P85212	Private primary/elementary education for children without special needs	40	66	44	-	22	-
P85312	Private general secondary education	160	16,506	4,992	5,754	5,760	-
P85402	Private higher education	132	50,687	30,471	19,003	560	654
P85592	Other private education, n.e.c.	3	91,617	91,406	211	-	-
<b>IVA - CALABARZON</b>		<b>521</b>	<b>42,109</b>	<b>970</b>	<b>32,312</b>	<b>1,142</b>	<b>7,685</b>
P85112	Private pre-primary/pre-school education for children without special needs	36	500	-	500	-	-
P85212	Private primary/elementary education for children without special needs	66	-	-	-	-	-
P85312	Private general secondary education	262	14,829	885	12,802	1,142	-
P85402	Private higher education	157	26,780	85	19,010	-	7,685
<b>IVB - MIMAROPA</b>		<b>43</b>	<b>3,016</b>	<b>72</b>	<b>2,844</b>	<b>100</b>	<b>-</b>
P85112	Private pre-primary/pre-school education for children without special needs	S	S	S	S	S	S
P85212	Private primary/elementary education for children without special needs	S	S	S	S	S	S
P85312	Private general secondary education	20	-	-	-	-	-
P85402	Private higher education	19	3,016	72	2,844	100	-
P85592	Other private education, n.e.c.	S	S	S	S	S	S
<b>V - Bicol Region</b>		<b>132</b>	<b>580</b>	<b>339</b>	<b>241</b>	<b>-</b>	<b>-</b>
P85112	Private pre-primary/pre-school education for children without special needs	S	S	S	S	S	S
P85212	Private primary/elementary education for children without special needs	11	78	-	78	-	-
P85312	Private general secondary education	35	10	-	10	-	-
P85402	Private higher education	80	492	339	153	-	-
P85592	Other private education, n.e.c.	S	S	S	S	S	S

TABLE 8a.1 Number of Establishments and Book Value of Intangible Assets by Type for Private Education Establishments  
with Total Employment of 20 and Over by Region and Industry Sub-Class: Philippines, 2010 (Continued)

(Value in thousand pesos. Details may not add-up to total due to rounding and/or statistical disclosure control)

2009 PSIC Code	Region/ Industry Description	Number of Establishments	Value of Intangible Assets as of December 31				
			Total	Intangible Non- Produced Assets	Computer Software and Data Bases	Entertainment, Literary and Artistic Originals	Other Intangible Assets
		(1)	(2)	(3)	(4)	(5)	(6)
<b>VI - Western Visayas</b>		<b>196</b>	<b>16,736</b>	<b>313</b>	<b>16,423</b>	<b>-</b>	<b>-</b>
P85112	Private pre-primary/pre-school education for children without special needs	21	21	-	21	-	-
P85212	Private primary/elementary education for children without special needs	15	439	-	439	-	-
P85312	Private general secondary education )	79	1,290	-	1,290	-	-
P85332	Private technical and vocational secondary education for children without special needs )						
P85402	Private higher education	74	14,673	-	14,673	-	-
P85592	Other private education, n.e.c.	7	313	313	-	-	-
<b>VII - Central Visayas</b>		<b>198</b>	<b>33,129</b>	<b>2,472</b>	<b>30,067</b>	<b>589</b>	<b>-</b>
P85112	Private pre-primary/pre-school education for children without special needs	4	-	-	-	-	-
P85212	Private primary/elementary education for children without special needs	29	5,198	-	5,198	-	-
P85312	Private general secondary education	82	8,946	40	8,887	19	-
P85402	Private higher education	79	16,984	2,432	13,982	570	-
P85592	Other private education, n.e.c.	4	2,000	-	2,000	-	-
<b>VIII - Eastern Visayas</b>		<b>73</b>	<b>3,608</b>	<b>-</b>	<b>2,033</b>	<b>1,575</b>	<b>-</b>
P85212	Private primary/elementary education for children without special needs	3	-	-	-	-	-
P85312	Private general secondary education	34	1,075	-	1,000	75	-
P85402	Private higher education	36	2,533	-	1,033	1,500	-
<b>IX - Zamboanga Peninsula</b>		<b>59</b>	<b>131</b>	<b>-</b>	<b>131</b>	<b>-</b>	<b>-</b>
P85112	Private pre-primary/pre-school education for children without special needs	S	S	S	S	S	S
P85212	Private primary/elementary education for children without special needs	S	S	S	S	S	S
P85312	Private general secondary education	17	-	-	-	-	-
P85402	Private higher education	36	60	-	60	-	-
<b>X - Northern Mindanao</b>		<b>108</b>	<b>6,739</b>	<b>-</b>	<b>6,739</b>	<b>-</b>	<b>-</b>
P85212	Private primary/elementary education for children without special needs	16	-	-	-	-	-
P85312	Private general secondary education	43	1,556	-	1,556	-	-
P85402	Private higher education	49	5,183	-	5,183	-	-

TABLE 8a.1 Number of Establishments and Book Value of Intangible Assets by Type for Private Education Establishments with Total Employment of 20 and Over by Region and Industry Sub-Class: Philippines, 2010 (Concluded)

(Value in thousand pesos. Details may not add-up to total due to rounding and/or statistical disclosure control)

2009 PSIC Code	Region/ Industry Description	Number of Establishments	Value of Intangible Assets as of December 31				
			Total	Intangible Non- Produced Assets	Computer Software and Data Bases	Entertainment, Literary and Artistic Originals	Other Intangible Assets
		(1)	(2)	(3)	(4)	(5)	(6)
<b>XI - Davao Region</b>		<b>116</b>	<b>10,016</b>	<b>-</b>	<b>8,947</b>	<b>1,069</b>	<b>-</b>
P85212	Private primary/elementary education for children without special needs	S	S	S	S	S	S
P85312	Private general secondary education	41	1,773	-	1,500	273	-
P85402	Private higher education	62	8,243	-	7,447	796	-
P85592	Other private education, n.e.c.	S	S	S	S	S	S
<b>XII - SOCCSKSARGEN</b>		<b>96</b>	<b>2,750</b>	<b>906</b>	<b>1,844</b>	<b>-</b>	<b>-</b>
P85112	Private pre-primary/pre-school education for children without special needs	S	S	S	S	S	S
P85212	Private primary/elementary education for children without special needs	5	-	-	-	-	-
P85312	Private general secondary education	35	-	-	-	-	-
P85332	Private technical and vocational secondary education for children without special needs	S	S	S	S	S	S
P85402	Private higher education	54	2,750	906	1,844	-	-
<b>XIII - Caraga</b>		<b>45</b>	<b>4,608</b>	<b>884</b>	<b>3,724</b>	<b>-</b>	<b>-</b>
P85212	Private primary/elementary education for children without special needs	S	S	S	S	S	S
P85312	Private general secondary education	8	-	-	-	-	-
P85402	Private higher education	34	4,338	884	3,454	-	-
P85592	Other private education, n.e.c.	S	S	S	S	S	S
<b>Autonomous Region in Muslim Mindanao</b>		<b>33</b>	<b>4,784</b>	<b>455</b>	<b>4,263</b>	<b>-</b>	<b>66</b>
P85212	Private primary/elementary education for children without special needs	S	S	S	S	S	S
P85312	Private general secondary education	S	S	S	S	S	S
P85402	Private higher education	18	3,657	-	3,657	-	-

S - Data suppressed

) - Data combined

TABLE 9a Number of Establishments and Value of Inventories by Type for Private Education Establishments  
with Total Employment of 20 and Over by Region and Industry Sub-Class: Philippines, 2010

(Value in thousand pesos. Details may not add-up to total due to rounding and/or statistical disclosure control)

2009 PSIC Code	Region/ Industry Description	Number of Establishments	Value of Inventories as of January 1				
			Total	Materials and Supplies	Fuels, Lubricants, Oils and Greases	Goods for Resale	Other Inventories
		(1)	(2)	(3)	(4)	(5)	(6)
PHILIPPINES		3,000	788,360	669,998	13,081	105,281	
P85112	Private pre-primary/pre-school education for children without special needs	143	4,873	4,104	-	769	-
P85212	Private primary/elementary education for children without special needs	307	28,044	20,256	451	7,337	-
P85222	Private primary/elementary education for children with special needs	S	S	S	S	S	S
P85312	Private general secondary education	1,238	123,449	91,655	3,320	28,475	-
P85322	Private general secondary education for children with special needs	S	S	S	S	S	S
P85332	Private technical and vocational secondary education for children without special needs	3	-	-	-	-	-
P85402	Private higher education	1,209	538,716	462,295	7,946	68,476	-
P85592	Other private education, n.e.c.	98	93,277	91,689	1,363	224	-
National Capital Region		738	387,121	365,707	264	21,150	-
P85112	Private pre-primary/pre-school education for children without special needs	36	1,577	1,093	-	484	-
P85212	Private primary/elementary education for children without special needs	78	12,441	5,920	-	6,522	-
P85222	Private primary/elementary education for children with special needs	S	S	S	S	S	S
P85312	Private general secondary education	281	48,815	45,451	-	3,363	-
P85322	Private general secondary education for children with special needs	S	S	S	S	S	S
P85332	Private technical and vocational secondary education for children without special needs	S	S	S	S	S	S
P85402	Private higher education	263	254,225	243,222	221	10,781	-
P85592	Other private education, n.e.c.	77	70,062	70,020	43	-	-
Cordillera Administrative Region		54	55,457	42,529	3,276	9,652	-
P85112	Private pre-primary/pre-school education for children without special needs	S	S	S	S	S	S
P85212	Private primary/elementary education for children without special needs	4	-	-	-	-	-
P85312	Private general secondary education	23	16,570	6,312	825	9,433	-
P85402	Private higher education	23	38,887	36,217	2,451	219	-
P85592	Other private education, n.e.c.	S	S	S	S	S	S
I - Ilocos Region		145	19,409	18,458	109	842	-
P85112	Private pre-primary/pre-school education for children without special needs	S	S	S	S	S	S
P85212	Private primary/elementary education for children without special needs	12	-	-	-	-	-
P85312	Private general secondary education	70	10,179	10,089	-	90	-
P85402	Private higher education	55	8,187	7,326	109	752	-
P85592	Other private education, n.e.c.	S	S	S	S	S	S

TABLE 9a Number of Establishments and Value of Inventories by Type for Private Education Establishments  
with Total Employment of 20 and Over by Region and Industry Sub-Class: Philippines, 2010 *(Continued)*

(Value in thousand pesos. Details may not add-up to total due to rounding and/or statistical disclosure control)

2009 PSIC Code	Region/ Industry Description	Number of Establishments	Value of Inventories as of January 1				
			Total	Materials and Supplies	Fuels, Lubricants, Oils and Greases	Goods for Resale	Other Inventories
		(1)	(2)	(3)	(4)	(5)	(6)
II - Cagayan Valley		85	24,826	16,094	222	8,511	-
P85112	Private pre-primary/pre-school education for children without special needs	3	27	27	-	-	-
P85212	Private primary/elementary education for children without special needs	9	-	-	-	-	-
P85312	Private general secondary education	35	10,979	2,953	2	8,024	-
P85402	Private higher education	38	13,820	13,113	220	487	-
III - Central Luzon		358	52,537	46,158	2,119	4,259	-
P85112	Private pre-primary/pre-school education for children without special needs	23	158	158	-	-	-
P85212	Private primary/elementary education for children without special needs	40	2,787	2,180	446	161	-
P85312	Private general secondary education	160	2,044	1,780	162	102	-
P85402	Private higher education	132	30,274	26,132	369	3,772	-
P85592	Other private education, n.e.c.	3	17,274	15,909	1,142	224	-
IVA - CALABARZON		521	56,052	51,297	403	4,351	-
P85112	Private pre-primary/pre-school education for children without special needs	36	1,026	1,026	-	-	-
P85212	Private primary/elementary education for children without special needs	66	9,679	9,679	-	-	-
P85312	Private general secondary education	262	13,854	12,900	-	953	-
P85402	Private higher education	157	31,494	27,693	403	3,398	-
IVB - MIMAROPA		43	3,281	2,694	190	398	-
P85112	Private pre-primary/pre-school education for children without special needs	S	S	S	S	S	S
P85212	Private primary/elementary education for children without special needs	S	S	S	S	S	S
P85312	Private general secondary education	20	55	55	-	-	-
P85402	Private higher education	19	3,058	2,493	190	375	-
P85592	Other private education, n.e.c.	S	S	S	S	S	S
V - Bicol Region		132	9,235	9,037	83	115	-
P85112	Private pre-primary/pre-school education for children without special needs	S	S	S	S	S	S
P85212	Private primary/elementary education for children without special needs	11	292	177	-	115	-
P85312	Private general secondary education	35	1,185	1,137	48	-	-
P85402	Private higher education	80	7,616	7,581	35	-	-
P85592	Other private education, n.e.c.	S	S	S	S	S	S

TABLE 9a Number of Establishments and Value of Inventories by Type for Private Education Establishments  
with Total Employment of 20 and Over by Region and Industry Sub-Class: Philippines, 2010 *(Continued)*

(Value in thousand pesos. Details may not add-up to total due to rounding and/or statistical disclosure control)

2009 PSIC Code	Region/ Industry Description	Number of Establishments	Value of Inventories as of January 1				
			Total	Materials and Supplies	Fuels, Lubricants, Oils and Greases	Goods for Resale	Other Inventories
			(1)	(2)	(3)	(4)	(5)
VI - Western Visayas		196	25,971	20,143	147	5,682	-
P85112	Private pre-primary/pre-school education for children without special needs	21	514	409	-	105	-
P85212	Private primary/elementary education for children without special needs	15	988	988	-	-	-
P85312	Private general secondary education )	79	998	927	30	41	-
P85332	Private technical and vocational secondary education for children without special needs )						
P85402	Private higher education	74	23,471	17,818	116	5,536	-
P85592	Other private education, n.e.c.	7	-	-	-	-	-
VII - Central Visayas		198	68,302	37,575	91	30,636	-
P85112	Private pre-primary/pre-school education for children without special needs	4	198	40	-	157	-
P85212	Private primary/elementary education for children without special needs	29	619	619	-	-	-
P85312	Private general secondary education	82	10,716	4,266	-	6,450	-
P85402	Private higher education	79	51,140	27,019	91	24,029	-
P85592	Other private education, n.e.c.	4	5,630	5,630	-	-	-
VIII - Eastern Visayas		73	11,120	7,878	2,640	603	-
P85212	Private primary/elementary education for children without special needs	3	-	-	-	-	-
P85312	Private general secondary education	34	5,791	3,623	2,167	-	-
P85402	Private higher education	36	5,330	4,255	472	603	-
IX - Zamboanga Peninsula		59	7,455	7,447	8	-	-
P85112	Private pre-primary/pre-school education for children without special needs	S	S	S	S	S	S
P85212	Private primary/elementary education for children without special needs	S	S	S	S	S	S
P85312	Private general secondary education	17	-	-	-	-	-
P85402	Private higher education	36	7,454	7,446	8	-	-
X - Northern Mindanao		108	27,335	19,822	836	6,676	-
P85212	Private primary/elementary education for children without special needs	16	125	120	5	-	-
P85312	Private general secondary education	43	1,509	1,509	-	-	-
P85402	Private higher education	49	25,701	18,193	831	6,676	-



TABLE 9a Number of Establishments and Value of Inventories by Type for Private Education Establishments  
with Total Employment of 20 and Over by Region and Industry Sub-Class: Philippines, 2010 *(Continued)*

(Value in thousand pesos. Details may not add-up to total due to rounding and/or statistical disclosure control)

2009 PSIC Code	Region/ Industry Description	Number of Establishments	Value of Inventories as of January 1				
			Total	Materials and Supplies	Fuels, Lubricants, Oils and Greases	Goods for Resale	Other Inventories
		(1)	(2)	(3)	(4)	(5)	(6)
XI - Davao Region		116	16,804	12,349	496	3,959	-
P85212	Private primary/elementary education for children without special needs	S	S	S	S	S	S
P85312	Private general secondary education	41	276	273	3	-	-
P85402	Private higher education	62	15,818	11,906	493	3,419	-
P85592	Other private education, n.e.c.	S	S	S	S	S	S
XII - SOCCSKSARGEN		96	15,346	6,634	500	8,212	-
P85112	Private pre-primary/pre-school education for children without special needs	S	S	S	S	S	S
P85212	Private primary/elementary education for children without special needs	5	13	13	-	-	-
P85312	Private general secondary education	35	201	182	-	19	-
P85332	Private technical and vocational secondary education for children without special needs	S	S	S	S	S	S
P85402	Private higher education	54	15,112	6,419	500	8,193	-
XIII - Caraga		45	6,513	4,674	1,603	236	-
P85212	Private primary/elementary education for children without special needs	S	S	S	S	S	S
P85312	Private general secondary education	8	45	45	-	-	-
P85402	Private higher education	34	5,833	4,173	1,424	236	-
P85592	Other private education, n.e.c.	S	S	S	S	S	S
Autonomous Region in Muslim Mindanao		33	1,595	1,503	92	-	-
P85212	Private primary/elementary education for children without special needs	S	S	S	S	S	S
P85312	Private general secondary education	S	S	S	S	S	S
P85402	Private higher education	18	1,298	1,288	10	-	-

TABLE 9a Number of Establishments and Value of Inventories by Type for Private Education Establishments  
with Total Employment of 20 and Over by Region and Industry Sub-Class: Philippines, 2010 *(Continued)*

(Value in thousand pesos. Details may not add-up to total due to rounding and/or statistical disclosure control)

2009 PSIC Code	Region/ Industry Description	Value of Inventories as of December 31				
		Total	Materials and Supplies	Fuels, Lubricants, Oils and Greases	Goods for Resale	Other Inventories
		(7)	(8)	(9)	(10)	(11)
PHILIPPINES		853,854	725,197	14,279	114,378	-
P85112	Private pre-primary/pre-school education for children without special needs	5,368	4,384	-	984	-
P85212	Private primary/elementary education for children without special needs	31,771	24,528	260	6,983	-
P85222	Private primary/elementary education for children with special needs	S	S	S	S	S
P85312	Private general secondary education	124,521	85,406	2,255	36,860	-
P85322	Private general secondary education for children with special needs	S	S	S	S	S
P85332	Private technical and vocational secondary education for children without special needs	-	-	-	-	-
P85402	Private higher education	610,982	531,043	11,041	68,897	-
P85592	Other private education, n.e.c.	81,213	79,836	723	653	-
National Capital Region		425,434	399,957	3,201	22,277	-
P85112	Private pre-primary/pre-school education for children without special needs	1,669	1,130	-	539	-
P85212	Private primary/elementary education for children without special needs	13,491	8,072	-	5,419	-
P85222	Private primary/elementary education for children with special needs	S	S	S	S	S
P85312	Private general secondary education	52,182	48,858	-	3,325	-
P85322	Private general secondary education for children with special needs	S	S	S	S	S
P85332	Private technical and vocational secondary education for children without special needs	S	S	S	S	S
P85402	Private higher education	293,255	277,572	2,689	12,994	-
P85592	Other private education, n.e.c.	64,837	64,325	512	-	-
Cordillera Administrative Region		59,370	41,600	2,738	15,033	-
P85112	Private pre-primary/pre-school education for children without special needs	S	S	S	S	S
P85212	Private primary/elementary education for children without special needs	113	113	-	-	-
P85312	Private general secondary education	21,238	6,285	69	14,884	-
P85402	Private higher education	38,020	35,202	2,668	150	-
P85592	Other private education, n.e.c.	S	S	S	S	S
I - Ilocos Region		14,157	11,948	160	2,050	-
P85112	Private pre-primary/pre-school education for children without special needs	S	S	S	S	S
P85212	Private primary/elementary education for children without special needs	414	38	-	375	-
P85312	Private general secondary education	4,698	4,637	-	61	-
P85402	Private higher education	8,002	6,229	160	1,613	-
P85592	Other private education, n.e.c.	S	S	S	S	S

TABLE 9a Number of Establishments and Value of Inventories by Type for Private Education Establishments with Total Employment of 20 and Over by Region and Industry Sub-Class: Philippines, 2010 *(Continued)*

(Value in thousand pesos. Details may not add-up to total due to rounding and/or statistical disclosure control)

2009 PSIC Code	Region/ Industry Description	Value of Inventories as of December 31				
		Total	Materials and Supplies	Fuels, Lubricants, Oils and Greases	Goods for Resale	Other Inventories
		(7)	(8)	(9)	(10)	(11)
II - Cagayan Valley		18,323	9,495	109	8,719	
P85112	Private pre-primary/pre-school education for children without special needs	27	27	-	-	-
P85212	Private primary/elementary education for children without special needs	-	-	-	-	-
P85312	Private general secondary education	8,790	657	1	8,132	-
P85402	Private higher education	9,506	8,811	108	587	-
III - Central Luzon		47,301	40,923	969	5,408	-
P85112	Private pre-primary/pre-school education for children without special needs	436	436	-	-	-
P85212	Private primary/elementary education for children without special needs	2,819	2,399	252	168	-
P85312	Private general secondary education	2,836	2,567	201	68	-
P85402	Private higher education	32,958	27,924	515	4,519	-
P85592	Other private education, n.e.c.	8,251	7,597	-	653	-
IVA - CALABARZON		59,135	53,622	866	4,646	-
P85112	Private pre-primary/pre-school education for children without special needs	1,465	1,465	-	-	-
P85212	Private primary/elementary education for children without special needs	11,505	11,505	-	-	-
P85312	Private general secondary education	9,310	7,981	-	1,329	-
P85402	Private higher education	36,856	32,672	866	3,317	-
IVB - MIMAROPA		5,688	3,833	504	1,351	-
P85112	Private pre-primary/pre-school education for children without special needs	S	S	S	S	S
P85212	Private primary/elementary education for children without special needs	S	S	S	S	S
P85312	Private general secondary education	120	120	-	-	-
P85402	Private higher education	5,472	3,687	504	1,281	-
P85592	Other private education, n.e.c.	S	S	S	S	S
V - Bicol Region		9,096	7,777	539	780	-
P85112	Private pre-primary/pre-school education for children without special needs	S	S	S	S	S
P85212	Private primary/elementary education for children without special needs	596	391	-	206	-
P85312	Private general secondary education	951	843	108	-	-
P85402	Private higher education	7,541	6,536	431	574	-
P85592	Other private education, n.e.c.	S	S	S	S	S

TABLE 9a Number of Establishments and Value of Inventories by Type for Private Education Establishments with Total Employment of 20 and Over by Region and Industry Sub-Class: Philippines, 2010 *(Continued)*

(Value in thousand pesos. Details may not add-up to total due to rounding and/or statistical disclosure control)

2009 PSIC Code	Region/ Industry Description	Value of Inventories as of December 31				
		Total	Materials and Supplies	Fuels, Lubricants, Oils and Greases	Goods for Resale	Other Inventories
		(7)	(8)	(9)	(10)	(11)
	<b>VI - Western Visayas</b>	<b>38,438</b>	<b>28,274</b>	<b>74</b>	<b>10,089</b>	<b>-</b>
P85112	Private pre-primary/pre-school education for children without special needs	171	108	-	63	-
P85212	Private primary/elementary education for children without special needs	628	628	-	-	-
P85312	Private general secondary education )	1,530	1,446	54	29	-
P85332	Private technical and vocational secondary education for children without special needs )					
P85402	Private higher education	36,109	26,092	20	9,997	-
P85592	Other private education, n.e.c.	-	-	-	-	-
	<b>VII - Central Visayas</b>	<b>68,622</b>	<b>44,662</b>	<b>91</b>	<b>23,869</b>	<b>-</b>
P85112	Private pre-primary/pre-school education for children without special needs	447	136	-	311	-
P85212	Private primary/elementary education for children without special needs	705	705	-	-	-
P85312	Private general secondary education	15,821	6,830	-	8,991	-
P85402	Private higher education	43,933	29,276	91	14,566	-
P85592	Other private education, n.e.c.	7,716	7,716	-	-	-
	<b>VIII - Eastern Visayas</b>	<b>8,845</b>	<b>6,362</b>	<b>1,815</b>	<b>668</b>	<b>-</b>
P85212	Private primary/elementary education for children without special needs	-	-	-	-	-
P85312	Private general secondary education	3,387	1,632	1,755	-	-
P85402	Private higher education	5,459	4,731	60	668	-
	<b>IX - Zamboanga Peninsula</b>	<b>7,131</b>	<b>7,124</b>	<b>7</b>	<b>-</b>	<b>-</b>
P85112	Private pre-primary/pre-school education for children without special needs	S	S	S	S	S
P85212	Private primary/elementary education for children without special needs	S	S	S	S	S
P85312	Private general secondary education	-	-	-	-	-
P85402	Private higher education	7,129	7,123	6	-	-
	<b>X - Northern Mindanao</b>	<b>22,359</b>	<b>15,504</b>	<b>455</b>	<b>6,399</b>	<b>-</b>
P85212	Private primary/elementary education for children without special needs	121	114	7	-	-
P85312	Private general secondary education	2,863	2,863	-	-	-
P85402	Private higher education	19,375	12,527	448	6,399	-

TABLE 9a Number of Establishments and Value of Inventories by Type for Private Education Establishments  
with Total Employment of 20 and Over by Region and Industry Sub-Class: Philippines, 2010 *(Concluded)*

(Value in thousand pesos. Details may not add-up to total due to rounding and/or statistical disclosure control)

2009 PSIC Code	Region/ Industry Description	Value of Inventories as of December 31				
		Total	Materials and Supplies	Fuels, Lubricants, Oils and Greases	Goods for Resale	Other Inventories
		(7)	(8)	(9)	(10)	(11)
XI - Davao Region		44,604	39,600	282	4,721	-
P85212	Private primary/elementary education for children without special needs	S	S	S	S	S
P85312	Private general secondary education	81	79	2	-	-
P85402	Private higher education	43,528	39,342	280	3,906	-
P85592	Other private education, n.e.c.	S	S	S	S	S
XII - SOCCSKSARGEN		16,553	7,658	922	7,972	-
P85112	Private pre-primary/pre-school education for children without special needs	S	S	S	S	S
P85212	Private primary/elementary education for children without special needs	13	13	-	-	-
P85312	Private general secondary education	344	303	-	41	-
P85332	Private technical and vocational secondary education for children without special needs	S	S	S	S	S
P85402	Private higher education	16,190	7,337	922	7,931	-
XIII - Caraga		6,592	4,725	1,473	394	-
P85212	Private primary/elementary education for children without special needs	S	S	S	S	S
P85312	Private general secondary education	57	57	-	-	-
P85402	Private higher education	5,792	4,135	1,263	394	-
P85592	Other private education, n.e.c.	S	S	S	S	S
Autonomous Region in Muslim Mindanao		2,205	2,132	74	-	-
P85212	Private primary/elementary education for children without special needs	S	S	S	S	S
P85312	Private general secondary education	S	S	S	S	S
P85402	Private higher education	1,857	1,847	9	-	-

S - Data suppressed

) - Data combined

TABLE 10a Number of Reporting Establishments and Nationality with Highest Capital Participation Rate as of December 31 for Private Education Establishments with Total Employment of 20 and Over by Region and Industry Sub-Class: Philippines, 2010

(An establishment with equal participation rate may be reported several times)

2009 PSIC Code	Region/ Industry Description	Number of Reporting Establishments	Nationality with Highest Capital Participation Rate				
			Filipino	American	British	Chinese	German
		(1)	(2)	(3)	(4)	(5)	(6)
	<b>PHILIPPINES</b>	<b>1,027</b>	<b>1,017</b>	<b>1</b>	<b>1</b>	<b>3</b>	<b>-</b>
P85112	Private pre-primary/pre-school education for children without special needs	52	52	-	-	-	-
P85212	Private primary/elementary education for children without special needs	93	93	-	-	-	-
P85222	Private primary/elementary education for children with special needs	S	S	S	S	S	S
P85312	Private general secondary education	285	284	-	-	3	-
P85322	Private general secondary education for children with special needs	S	S	S	S	S	S
P85332	Private technical and vocational secondary education for children without special needs	3	3	-	-	-	-
P85402	Private higher education	553	552	1	-	-	-
P85592	Other private education, n.e.c.	39	31	-	1	-	-
	<b>National Capital Region</b>	<b>229</b>	<b>222</b>	<b>-</b>	<b>-</b>	<b>2</b>	<b>-</b>
P85112	Private pre-primary/pre-school education for children without special needs	10	10	-	-	-	-
P85212	Private primary/elementary education for children without special needs	17	17	-	-	-	-
P85222	Private primary/elementary education for children with special needs	S	S	S	S	S	S
P85312	Private general secondary education	66	65	-	-	2	-
P85322	Private general secondary education for children with special needs	S	S	S	S	S	S
P85332	Private technical and vocational secondary education for children without special needs	S	S	S	S	S	S
P85402	Private higher education	111	110	-	-	-	-
P85592	Other private education, n.e.c.	22	17	-	-	-	-
	<b>Cordillera Administrative Region</b>	<b>29</b>	<b>29</b>	<b>1</b>	<b>-</b>	<b>-</b>	<b>-</b>
P85112	Private pre-primary/pre-school education for children without special needs	S	S	S	S	S	S
P85212	Private primary/elementary education for children without special needs	3	3	-	-	-	-
P85312	Private general secondary education	7	7	-	-	-	-
P85402	Private higher education	15	15	1	-	-	-
P85592	Other private education, n.e.c.	S	S	S	S	S	S
	<b>I - Ilocos Region</b>	<b>54</b>	<b>54</b>	<b>-</b>	<b>-</b>	<b>-</b>	<b>-</b>
P85112	Private pre-primary/pre-school education for children without special needs	S	S	S	S	S	S
P85212	Private primary/elementary education for children without special needs	4	4	-	-	-	-
P85312	Private general secondary education	16	16	-	-	-	-
P85402	Private higher education	30	30	-	-	-	-
P85592	Other private education, n.e.c.	S	S	S	S	S	S

TABLE 10a Number of Reporting Establishments and Nationality with Highest Capital Participation Rate as of December 31 for Private Education Establishments with Total Employment of 20 and Over by Region and Industry Sub-Class: Philippines, 2010 *(Continued)*

(An establishment with equal participation rate may be reported several times)

2009 PSIC Code	Region/ Industry Description	Number of Reporting Establishments	Nationality with Highest Capital Participation Rate				
			Filipino	American	British	Chinese	German
		(1)	(2)	(3)	(4)	(5)	(6)
II - Cagayan Valley		37	37	-	-	-	-
P85112	Private pre-primary/pre-school education for children without special needs	S	S	S	S	S	S
P85212	Private primary/elementary education for children without special needs	S	S	S	S	S	S
P85312	Private general secondary education	11	11	-	-	-	-
P85402	Private higher education	21	21	-	-	-	-
III - Central Luzon		92	91	-	-	-	-
P85112	Private pre-primary/pre-school education for children without special needs	6	6	-	-	-	-
P85212	Private primary/elementary education for children without special needs	11	11	-	-	-	-
P85312	Private general secondary education	24	24	-	-	-	-
P85402	Private higher education	48	48	-	-	-	-
P85592	Other private education, n.e.c.	3	2	-	-	-	-
IVA - CALABARZON		120	120	-	-	-	-
P85112	Private pre-primary/pre-school education for children without special needs	10	10	-	-	-	-
P85212	Private primary/elementary education for children without special needs	14	14	-	-	-	-
P85312	Private general secondary education	31	31	-	-	-	-
P85402	Private higher education	65	65	-	-	-	-
IVB - MIMAROPA		21	20	-	-	-	-
P85112	Private pre-primary/pre-school education for children without special needs	S	S	S	S	S	S
P85212	Private primary/elementary education for children without special needs	S	S	S	S	S	S
P85312	Private general secondary education	6	6	-	-	-	-
P85402	Private higher education	11	11	-	-	-	-
P85592	Other private education, n.e.c.	S	S	S	S	S	S
V - Bicol Region		44	44	-	-	-	-
P85112	Private pre-primary/pre-school education for children without special needs	S	S	S	S	S	S
P85212	Private primary/elementary education for children without special needs	3	3	-	-	-	-
P85312	Private general secondary education	10	10	-	-	-	-
P85402	Private higher education	27	27	-	-	-	-
P85592	Other private education, n.e.c.	S	S	S	S	S	S

TABLE 10a Number of Reporting Establishments and Nationality with Highest Capital Participation Rate as of December 31 for Private Education Establishments with Total Employment of 20 and Over by Region and Industry Sub-Class: Philippines, 2010 *(Continued)*

(An establishment with equal participation rate may be reported several times)

2009 PSIC Code	Region/ Industry Description	Number of Reporting Establishments	Nationality with Highest Capital Participation Rate				
			Filipino	American	British	Chinese	German
		(1)	(2)	(3)	(4)	(5)	(6)
VI - Western Visayas		75	74	-	1	1	-
P85112	Private pre-primary/pre-school education for children without special needs	5	5	-	-	-	-
P85212	Private primary/elementary education for children without special needs	4	4	-	-	-	-
P85312	Private general secondary education	20	20	-	-	1	-
P85332	Private technical and vocational secondary education for children without special needs	S	S	S	S	S	S
P85402	Private higher education	42	42	-	-	-	-
P85592	Other private education, n.e.c.	S	S	S	S	S	S
VII - Central Visayas		84	84	-	-	-	-
P85112	Private pre-primary/pre-school education for children without special needs	4	4	-	-	-	-
P85212	Private primary/elementary education for children without special needs	10	10	-	-	-	-
P85312	Private general secondary education	29	29	-	-	-	-
P85402	Private higher education	37	37	-	-	-	-
P85592	Other private education, n.e.c.	4	4	-	-	-	-
VIII - Eastern Visayas		33	33	-	-	-	-
P85212	Private primary/elementary education for children without special needs	3	3	-	-	-	-
P85312	Private general secondary education	12	12	-	-	-	-
P85402	Private higher education	18	18	-	-	-	-
IX - Zamboanga Peninsula		29	29	-	-	-	-
P85112	Private pre-primary/pre-school education for children without special needs	S	S	S	S	S	S
P85212	Private primary/elementary education for children without special needs	S	S	S	S	S	S
P85312	Private general secondary education	6	6	-	-	-	-
P85402	Private higher education	17	17	-	-	-	-
X - Northern Mindanao		47	47	-	-	-	-
P85212	Private primary/elementary education for children without special needs	6	6	-	-	-	-
P85312	Private general secondary education	14	14	-	-	-	-
P85402	Private higher education	27	27	-	-	-	-



TABLE 10a Number of Reporting Establishments and Nationality with Highest Capital Participation Rate as of December 31 for Private Education Establishments with Total Employment of 20 and Over by Region and Industry Sub-Class: Philippines, 2010 *(Continued)*

(An establishment with equal participation rate may be reported several times)

2009 PSIC Code	Region/ Industry Description	Number of Reporting Establishments	Nationality with Highest Capital Participation Rate				
			Filipino	American	British	Chinese	German
		(1)	(2)	(3)	(4)	(5)	(6)
XI - Davao Region		51	51	-	-	-	-
P85212	Private primary/elementary education for children without special needs	S	S	S	S	S	S
P85312	Private general secondary education	11	11	-	-	-	-
P85402	Private higher education	33	33	-	-	-	-
P85592	Other private education, n.e.c.	S	S	S	S	S	S
XII - SOCCSKSARGEN		39	39	-	-	-	-
P85112	Private pre-primary/pre-school education for children without special needs	S	S	S	S	S	S
P85212	Private primary/elementary education for children without special needs	3	3	-	-	-	-
P85312	Private general secondary education	10	10	-	-	-	-
P85332	Private technical and vocational secondary education for children without special needs	S	S	S	S	S	S
P85402	Private higher education	24	24	-	-	-	-
XIII - Caraga		23	23	-	-	-	-
P85212	Private primary/elementary education for children without special needs	S	S	S	S	S	S
P85312	Private general secondary education	3	3	-	-	-	-
P85402	Private higher education	17	17	-	-	-	-
P85592	Other private education, n.e.c.	S	S	S	S	S	S
Autonomous Region in Muslim Mindanao		20	20	-	-	-	-
P85212	Private primary/elementary education for children without special needs	S	S	S	S	S	S
P85312	Private general secondary education	S	S	S	S	S	S
P85402	Private higher education	10	10	-	-	-	-

TABLE 10a Number of Reporting Establishments and Nationality with Highest Capital Participation Rate as of December 31 for Private Education Establishments with Total Employment of 20 and Over by Region and Industry Sub-Class: Philippines, 2010 (Continued)

2009 PSIC Code	Region/ Industry Description	Nationality with Highest Capital Participation Rate				
		Japanese	Korean	Singaporean	Taiwanese	Others
		(7)	(8)	(9)	(10)	(11)
	<b>PHILIPPINES</b>	-	7	-	-	3
P85112	Private pre-primary/pre-school education for children without special needs	-	-	-	-	-
P85212	Private primary/elementary education for children without special needs	-	-	-	-	-
P85222	Private primary/elementary education for children with special needs	S	S	S	S	S
P85312	Private general secondary education	-	-	-	-	-
P85322	Private general secondary education for children with special needs	S	S	S	S	S
P85332	Private technical and vocational secondary education for children without special needs	-	-	-	-	-
P85402	Private higher education	-	2	-	-	-
P85592	Other private education, n.e.c.	-	5	-	-	3
	<b>National Capital Region</b>	-	5	-	-	2
P85112	Private pre-primary/pre-school education for children without special needs	-	-	-	-	-
P85212	Private primary/elementary education for children without special needs	-	-	-	-	-
P85222	Private primary/elementary education for children with special needs	S	S	S	S	S
P85312	Private general secondary education	-	-	-	-	-
P85322	Private general secondary education for children with special needs	S	S	S	S	S
P85332	Private technical and vocational secondary education for children without special needs	S	S	S	S	S
P85402	Private higher education	-	1	-	-	-
P85592	Other private education, n.e.c.	-	4	-	-	2
	<b>Cordillera Administrative Region</b>	-	-	-	-	-
P85112	Private pre-primary/pre-school education for children without special needs	S	S	S	S	S
P85212	Private primary/elementary education for children without special needs	-	-	-	-	-
P85312	Private general secondary education	-	-	-	-	-
P85402	Private higher education	-	-	-	-	-
P85592	Other private education, n.e.c.	S	S	S	S	S
	<b>I - Ilocos Region</b>	-	-	-	-	-
P85112	Private pre-primary/pre-school education for children without special needs	S	S	S	S	S
P85212	Private primary/elementary education for children without special needs	-	-	-	-	-
P85312	Private general secondary education	-	-	-	-	-
P85402	Private higher education	-	-	-	-	-
P85592	Other private education, n.e.c.	S	S	S	S	S

TABLE 10a Number of Reporting Establishments and Nationality with Highest Capital Participation Rate as of December 31 for Private Education Establishments with Total Employment of 20 and Over by Region and Industry Sub-Class: Philippines, 2010 (Continued)

2009 PSIC Code	Region/ Industry Description	Nationality with Highest Capital Participation Rate				
		Japanese	Korean	Singaporean	Taiwanese	Others
		(7)	(8)	(9)	(10)	(11)
II - Cagayan Valley		-	-	-	-	-
P85112	Private pre-primary/pre-school education for children without special needs	S	S	S	S	S
P85212	Private primary/elementary education for children without special needs	S	S	S	S	S
P85312	Private general secondary education	-	-	-	-	-
P85402	Private higher education	-	-	-	-	-
III - Central Luzon		-	1	-	-	-
P85112	Private pre-primary/pre-school education for children without special needs	-	-	-	-	-
P85212	Private primary/elementary education for children without special needs	-	-	-	-	-
P85312	Private general secondary education	-	-	-	-	-
P85402	Private higher education	-	-	-	-	-
P85592	Other private education, n.e.c.	-	1	-	-	-
IVA - CALABARZON		-	-	-	-	-
P85112	Private pre-primary/pre-school education for children without special needs	-	-	-	-	-
P85212	Private primary/elementary education for children without special needs	-	-	-	-	-
P85312	Private general secondary education	-	-	-	-	-
P85402	Private higher education	-	-	-	-	-
IVB - MIMAROPA		-	-	-	-	1
P85112	Private pre-primary/pre-school education for children without special needs	S	S	S	S	S
P85212	Private primary/elementary education for children without special needs	S	S	S	S	S
P85312	Private general secondary education	-	-	-	-	-
P85402	Private higher education	-	-	-	-	-
P85592	Other private education, n.e.c.	S	S	S	S	S
V - Bicol Region		-	-	-	-	-
P85112	Private pre-primary/pre-school education for children without special needs	S	S	S	S	S
P85212	Private primary/elementary education for children without special needs	-	-	-	-	-
P85312	Private general secondary education	-	-	-	-	-
P85402	Private higher education	-	-	-	-	-
P85592	Other private education, n.e.c.	S	S	S	S	S

TABLE 10a Number of Reporting Establishments and Nationality with Highest Capital Participation Rate as of December 31 for Private Education Establishments with Total Employment of 20 and Over by Region and Industry Sub-Class: Philippines, 2010 (Continued)

2009 PSIC Code	Region/ Industry Description	Nationality with Highest Capital Participation Rate				
		Japanese	Korean	Singaporean	Taiwanese	Others
		(7)	(8)	(9)	(10)	(11)
VI - Western Visayas		-	-	-	-	-
P85112	Private pre-primary/pre-school education for children without special needs	-	-	-	-	-
P85212	Private primary/elementary education for children without special needs	-	-	-	-	-
P85312	Private general secondary education	-	-	-	-	-
P85332	Private technical and vocational secondary education for children without special needs	S	S	S	S	S
P85402	Private higher education	-	-	-	-	-
P85592	Other private education, n.e.c.	S	S	S	S	S
VII - Central Visayas		-	1	-	-	-
P85112	Private pre-primary/pre-school education for children without special needs	-	-	-	-	-
P85212	Private primary/elementary education for children without special needs	-	-	-	-	-
P85312	Private general secondary education	-	-	-	-	-
P85402	Private higher education	-	1	-	-	-
P85592	Other private education, n.e.c.	-	-	-	-	-
VIII - Eastern Visayas		-	-	-	-	-
P85212	Private primary/elementary education for children without special needs	-	-	-	-	-
P85312	Private general secondary education	-	-	-	-	-
P85402	Private higher education	-	-	-	-	-
IX - Zamboanga Peninsula		-	-	-	-	-
P85112	Private pre-primary/pre-school education for children without special needs	S	S	S	S	S
P85212	Private primary/elementary education for children without special needs	S	S	S	S	S
P85312	Private general secondary education	-	-	-	-	-
P85402	Private higher education	-	-	-	-	-
X - Northern Mindanao		-	-	-	-	-
P85212	Private primary/elementary education for children without special needs	-	-	-	-	-
P85312	Private general secondary education	-	-	-	-	-
P85402	Private higher education	-	-	-	-	-

TABLE 10a Number of Reporting Establishments and Nationality with Highest Capital Participation Rate as of December 31 for Private Education Establishments with Total Employment of 20 and Over by Region and Industry Sub-Class: Philippines, 2010 *(Concluded)*

2009 PSIC Code	Region/ Industry Description	Nationality with Highest Capital Participation Rate				
		Japanese	Korean	Singaporean	Taiwanese	Others
		(7)	(8)	(9)	(10)	(11)
	<b>XI - Davao Region</b>	-	-	-	-	-
P85212	Private primary/elementary education for children without special needs	S	S	S	S	S
P85312	Private general secondary education	-	-	-	-	-
P85402	Private higher education	-	-	-	-	-
P85592	Other private education, n.e.c.	S	S	S	S	S
	<b>XII - SOCCSKSARGEN</b>	-	-	-	-	-
P85112	Private pre-primary/pre-school education for children without special needs	S	S	S	S	S
P85212	Private primary/elementary education for children without special needs	-	-	-	-	-
P85312	Private general secondary education	-	-	-	-	-
P85332	Private technical and vocational secondary education for children without special needs	S	S	S	S	S
P85402	Private higher education	-	-	-	-	-
	<b>XIII - Caraga</b>	-	-	-	-	-
P85212	Private primary/elementary education for children without special needs	S	S	S	S	S
P85312	Private general secondary education	-	-	-	-	-
P85402	Private higher education	-	-	-	-	-
P85592	Other private education, n.e.c.	S	S	S	S	S
	<b>Autonomous Region in Muslim Mindanao</b>	-	-	-	-	-
P85212	Private primary/elementary education for children without special needs	S	S	S	S	S
P85312	Private general secondary education	S	S	S	S	S
P85402	Private higher education	-	-	-	-	-

S - Data suppressed

# **Statistical Tables**

**for**

**Establishments**

**with Total Employment of Less Than 20**

**National Tables**

TABLE 1b Summary Statistics for Private Education Establishments with Total Employment of Less Than 20 by Industry Sub-Class: Philippines, 2010

(Value in thousand pesos. Details may not add-up to total due to rounding and/or statistical disclosure control)

2009 PSIC Code	Industry Description	Number of Establishments	Employment as of November 15		Total Compensation	Total Revenue
			Total	Paid Employees		
		(1)	(2)	(3)	(4)	(5)
PHILIPPINES		6,949	79,431	74,349	7,472,091	19,618,298
P85112	Private pre-primary/pre-school education for children without special needs	1,853	16,416	15,127	1,335,576	2,528,789
P85212	Private primary/elementary education for children without special needs	1,410	18,627	17,714	1,715,144	3,703,547
P85222	Private primary/elementary education for children with special needs	S	S	S	S	S
P85312	Private general secondary education	1,281	19,398	18,345	1,772,376	2,783,087
P85322	Private general secondary education for children with special needs	S	S	S	S	S
P85332	Private technical and vocational secondary education for children without special needs	17	149	124	5,235	12,563
P85402	Private higher education	1,374	17,343	16,358	1,654,734	5,215,118
P85510	Sports and recreation education	21	129	129	11,521	34,255
P85520	Cultural education	25	135	114	12,571	24,686
P85592	Other private education, n.e.c.	938	6,893	6,117	937,398	5,203,831

2009 PSIC Code	Industry Description	Total Cost	Value Added	Gross Additions to Tangible Fixed Assets	Change in Inventories	Subsidies
		(6)	(7)	(8)	(9)	(10)
PHILIPPINES		8,934,288	12,210,148	1,468,411	(101,330)	583,263
P85112	Private pre-primary/pre-school education for children without special needs	1,017,827	1,694,752	134,654	(3,046)	6,906
P85212	Private primary/elementary education for children without special needs	1,578,553	2,447,378	408,110	(56,675)	46,571
P85222	Private primary/elementary education for children with special needs	S	S	S	S	S
P85312	Private general secondary education	1,146,783	1,909,880	461,531	3,408	447,187
P85322	Private general secondary education for children with special needs	S	S	S	S	S
P85332	Private technical and vocational secondary education for children without special needs	5,660	7,901	-	4	-
P85402	Private higher education	2,605,162	3,061,868	659,123	(5,189)	76,183
P85510	Sports and recreation education	17,901	19,065	2,238	(283)	-
P85520	Cultural education	21,083	7,139	571	-	-
P85592	Other private education, n.e.c.	2,471,569	3,015,679	(199,091)	(39,546)	6,300

S - Data suppressed

TABLE 2b Number of Establishments and Employment by Type and Sex for Private Education Establishments  
with Total Employment of Less Than 20 by Industry Sub-Class: Philippines, 2010

(Details may not add-up to total due to rounding and/or statistical disclosure control)

2009 PSIC Code	Industry Description	Number of Establishments	Employment as of November 15					
			Total		Paid		Unpaid	
			Male	Female	Male	Female	Male	Female
		(1)	(2)	(3)	(4)	(5)	(6)	(7)
PHILIPPINES		6,949	26,945	52,486	24,583	49,766	2,362	2,720
P85112	Private pre-primary/pre-school education for children without special needs	1,853	3,949	12,467	3,394	11,733	555	734
P85212	Private primary/elementary education for children without special needs	1,410	4,744	13,882	4,305	13,409	440	473
P85222	Private primary/elementary education for children with special needs	S	S	S	S	S	S	S
P85312	Private general secondary education	1,281	6,111	13,287	5,666	12,679	445	608
P85322	Private general secondary education for children with special needs	S	S	S	S	S	S	S
P85332	Private technical and vocational secondary education for children without special needs	17	64	85	64	60	-	25
P85402	Private higher education	1,374	8,547	8,795	8,060	8,298	487	497
P85510	Sports and recreation education	21	101	28	101	28	-	-
P85520	Cultural education	25	48	87	39	75	9	11
P85592	Other private education, n.e.c.	938	3,298	3,595	2,874	3,242	424	352

TABLE 3b Number of Establishments and Compensation of Paid Employees for Private Education Establishments  
with Total Employment of Less Than 20 by Industry Sub-Class: Philippines, 2010

(Value in thousand pesos. Details may not add-up to total due to rounding and/or statistical disclosure control)

2009 PSIC Code	Industry Description	Number of Establishments	Compensation			
			Total	Gross Salaries and Wages	Separation, Retirement/ Terminal Pay, Gratuities, etc.	Social Contributions Paid by Employers
			(1)	(2)	(3)	(4)
PHILIPPINES		6,949	7,472,091	6,813,295	96,180	562,616
P85112	Private pre-primary/pre-school education for children without special needs	1,853	1,335,576	1,218,456	12,199	104,921
P85212	Private primary/elementary education for children without special needs	1,410	1,715,144	1,568,485	23,884	122,775
P85222	Private primary/elementary education for children with special needs	S	S	S	S	S
P85312	Private general secondary education	1,281	1,772,376	1,575,327	42,234	154,816
P85322	Private general secondary education for children with special needs	S	S	S	S	S
P85332	Private technical and vocational secondary education for children without special needs	17	5,235	5,067	-	168
P85402	Private higher education	1,374	1,654,734	1,520,621	16,653	117,460
P85510	Sports and recreation education	21	11,521	10,599	-	922
P85520	Cultural education	25	12,571	11,871	-	700
P85592	Other private education, n.e.c.	938	937,398	878,175	504	58,719

S - Data suppressed



TABLE 4b Number of Establishments and Revenue by Type for Private Education Establishments  
with Total Employment of Less Than 20 by Industry Sub-Class: Philippines, 2010

(Value in thousand pesos. Details may not add-up to total due to rounding and/or statistical disclosure control)

2009 PSIC Code	Industry Description	Number of Establishments	Revenue					
			Total	Revenue from Main Activity	Interest Income	Value of Non- Industrial Services Done for Others	Dividend Income	Commissions and Fees Earned
			(1)	(2)	(3)	(4)	(5)	(6)
PHILIPPINES		6,949	19,618,298	19,002,121	-	166,090	-	-
P85112	Private pre-primary/pre-school education for children without special needs	1,853	2,528,789	2,448,891	-	15,809	-	-
P85212	Private primary/elementary education for children without special needs	1,410	3,703,547	3,583,670	-	23,330	-	-
P85222	Private primary/elementary education for children with special needs	S	S	S	S	S	S	S
P85312	Private general secondary education	1,281	2,783,087	2,664,159	-	59,066	-	-
P85322	Private general secondary education for children with special needs	S	S	S	S	S	S	S
P85332	Private technical and vocational secondary education for children without special needs	17	12,563	12,563	-	-	-	-
P85402	Private higher education	1,374	5,215,118	4,978,554	-	42,406	-	-
P85510	Sports and recreation education	21	34,255	22,943	-	11,312	-	-
P85520	Cultural education	25	24,686	17,907	-	6,779	-	-
P85592	Other private education, n.e.c.	938	5,203,831	5,162,515	-	7,119	-	-

2009 PSIC Code	Industry Description	Revenue						
		Delivery Charges Separately Invoiced to Customers	Service Charges	Value of Goods for Resale	Royalty Income	Franchise Income	Foreign Exchange Gains	Other Income
		(8)	(9)	(10)	(11)	(12)	(13)	(14)
PHILIPPINES		-	-	85,289	-	-	11,878	352,922
P85112	Private pre-primary/pre-school education for children without special needs	-	-	34,432	-	-	-	29,657
P85212	Private primary/elementary education for children without special needs	-	-	24,521	-	-	13	72,013
P85222	Private primary/elementary education for children with special needs	S	S	S	S	S	S	S
P85312	Private general secondary education	-	-	23,154	-	-	-	36,712
P85322	Private general secondary education for children with special needs	S	S	S	S	S	S	S
P85332	Private technical and vocational secondary education for children without special needs	-	-	-	-	-	-	-
P85402	Private higher education	-	-	3,182	-	-	22	190,953
P85510	Sports and recreation education	-	-	-	-	-	-	-
P85520	Cultural education	-	-	-	-	-	-	-
P85592	Other private education, n.e.c.	-	-	-	-	-	11,843	22,355

S - Data suppressed

TABLE 4b.1 Number of Establishments and Revenue from Main Activity by Type of Transaction for Private Education Establishments with Total Employment of Less Than 20 by Industry Sub-Class: Philippines, 2010

(Value in thousand pesos. Details may not add-up to total due to rounding and/or statistical disclosure control)

2009 PSIC Code	Industry Description	Number of Establishments	Revenue from Main Activity		
			Total	Transactions Within the Country	Transactions Outside the Country
		(1)	(2)	(3)	(4)
<b>PHILIPPINES</b>		<b>6,949</b>	<b>19,002,121</b>	<b>18,957,968</b>	<b>44,154</b>
P85112	Private pre-primary/pre-school education for children without special needs	1,853	2,448,891	2,423,438	25,453
P85212	Private primary/elementary education for children without special needs	1,410	3,583,670	3,583,670	-
P85222	Private primary/elementary education for children with special needs	S	S	S	S
P85312	Private general secondary education	1,281	2,664,159	2,645,458	18,701
P85322	Private general secondary education for children with special needs	S	S	S	S
P85332	Private technical and vocational secondary education for children without special needs	17	12,563	12,563	-
P85402	Private higher education	1,374	4,978,554	4,978,554	-
P85510	Sports and recreation education	21	22,943	22,943	-
P85520	Cultural education	25	17,907	17,907	-
P85592	Other private education, n.e.c.	938	5,162,515	5,162,515	-

TABLE 4b.2 Number of Establishments and Non-Industrial Services Done for Others by Private Education Establishments with Total Employment of Less Than 20 by Industry Sub-Class: Philippines, 2010

(Value in thousand pesos. Details may not add-up to total due to rounding and/or statistical disclosure control)

2009 PSIC Code	Industry Description	Number of Establishments	Value of Non-Industrial Services Done for Others				
			Total	Rent Income from Land	Rental Income from Building and Structures	Other Rental Income	Other Non- Industrial Services Done for Others
		(1)	(2)	(3)	(4)	(5)	(6)
<b>PHILIPPINES</b>		<b>6,949</b>	<b>166,090</b>	<b>-</b>	<b>35,657</b>	<b>22,686</b>	<b>107,748</b>
P85112	Private pre-primary/pre-school education for children without special needs	1,853	15,809	-	950	345	14,514
P85212	Private primary/elementary education for children without special needs	1,410	23,330	-	444	4,668	18,219
P85222	Private primary/elementary education for children with special needs	S	S	S	S	S	S
P85312	Private general secondary education	1,281	59,066	-	4,063	15,138	39,865
P85322	Private general secondary education for children with special needs	S	S	S	S	S	S
P85332	Private technical and vocational secondary education for children without special needs	17	-	-	-	-	-
P85402	Private higher education	1,374	42,406	-	14,641	2	27,763
P85510	Sports and recreation education	21	11,312	-	8,780	2,532	-
P85520	Cultural education	25	6,779	-	6,779	-	-
P85592	Other private education, n.e.c.	938	7,119	-	-	-	7,119

S - Data suppressed

TABLE 5b Number of Establishments and Cost by Type for Private Education Establishments  
with Total Employment of Less Than 20 by Industry Sub-Class: Philippines, 2010

(Value in thousand pesos. Details may not add-up to total due to rounding and/or statistical disclosure control)

2009 PSIC Code	Industry Description	Number of Establishments	Cost			
			Total	Materials and Supplies Purchased	Fuels, Lubricants, Oils and Greases Purchased	Electricity and Water Purchased
			(1)	(2)	(3)	(4)
PHILIPPINES		6,949	8,934,288	1,584,343	180,241	1,089,357
P85112	Private pre-primary/pre-school education for children without special needs	1,853	1,017,827	226,919	20,207	167,625
P85212	Private primary/elementary education for children without special needs	1,410	1,578,553	435,911	25,730	198,605
P85222	Private primary/elementary education for children with special needs	S	S	S	S	S
P85312	Private general secondary education	1,281	1,146,783	255,212	21,580	119,992
P85322	Private general secondary education for children with special needs	S	S	S	S	S
P85332	Private technical and vocational secondary education for children without special needs	17	5,660	291	32	1,191
P85402	Private higher education	1,374	2,605,162	334,446	40,048	311,216
P85510	Sports and recreation education	21	17,901	1,698	787	4,241
P85520	Cultural education	25	21,083	1,429	783	4,956
P85592	Other private education, n.e.c.	938	2,471,569	292,058	70,965	279,868

2009 PSIC Code	Industry Description	Cost					
		Industrial Services Done by Others	Non-Industrial Services Done by Others	Interest Expense	Goods Purchased for Resale	Taxes on Product and Production	Research and Experimental Development
		(6)	(7)	(8)	(9)	(10)	(11)
	PHILIPPINES	302,075	3,778,168	130,964	74,254	193,975	31,970
P85112	Private pre-primary/pre-school education for children without special needs	47,167	307,237	7,945	25,321	25,422	1,143
P85212	Private primary/elementary education for children without special needs	41,521	434,412	60,256	25,444	23,846	2,317
P85222	Private primary/elementary education for children with special needs	S	S	S	S	S	S
P85312	Private general secondary education	74,375	348,281	19,071	20,086	19,643	8,328
P85322	Private general secondary education for children with special needs	S	S	S	S	S	S
P85332	Private technical and vocational secondary education for children without special needs	367	2,785	50	-	221	-
P85402	Private higher education	57,206	1,272,207	17,832	3,403	52,060	20,182
P85510	Sports and recreation education	553	7,628	-	-	1,336	-
P85520	Cultural education	20	10,359	-	-	976	-
P85592	Other private education, n.e.c.	80,261	1,375,692	25,807	-	70,362	-

TABLE 5b Number of Establishments and Cost by Type for Private Education Establishments with Total Employment of Less Than 20  
by Industry Sub-Class: Philippines, 2010 (Concluded)

(Value in thousand pesos. Details may not add-up to total due to rounding and/or statistical disclosure control)

2009 PSIC Code	Industry Description	Cost						
		Environmental Protection Expense	Royalty Fee	Franchise Fee	Foreign Exchange Losses	Bad and Doubtful Debts	Depreciation of Fixed Assets	Other Cost
		(12)	(13)	(14)	(15)	(16)	(17)	(18)
PHILIPPINES		4,101	-	-	24,707	201,223	1,070,901	268,009
P85112	Private pre-primary/pre-school Private Education for children without spec	467	-	-	-	12,456	138,899	37,020
P85212	Private primary/elementary Private Education for children without special i	20	-	-	543	20,836	269,172	39,938
P85222	Private primary/elementary Private Education for children with special nee	S	S	S	S	S	S	S
P85312	Private general secondary Private Education	1,490	-	-	-	26,388	204,233	28,105
P85322	Private general secondary Private Education for children with special neer	S	S	S	S	S	S	S
P85332	Private technical and vocational secondary Private Education for children without special needs	-	-	-	-	153	570	-
P85402	Private higher Private Education	1,220	-	-	-	107,753	279,480	108,110
P85510	Sports and recreation Private Education	-	-	-	-	-	1,657	-
P85520	Cultural Private Education	-	-	-	-	-	2,561	-
P85592	Other private Private Education, n.e.c.	905	-	-	24,164	33,637	170,624	47,226

TABLE 5b.1 Number of Establishments and Cost of Industrial Services Done by Others for Private Education Establishments  
with Total Employment of Less Than 20 by Industry Sub-Class: Philippines, 2010

(Value in thousand pesos. Details may not add-up to total due to rounding and/or statistical disclosure control)

2009 PSIC Code	Industry Description	Number of Establishments	Industrial Services Done by Others		
			Total	Contract and Commission Work	Other Industrial Services
		(1)	(2)	(3)	(4)
PHILIPPINES		6,949	302,075	-	302,075
P85112	Private pre-primary/pre-school Private Education for children without spec	1,853	47,167	-	47,167
P85212	Private primary/elementary Private Education for children without special i	1,410	41,521	-	41,521
P85222	Private primary/elementary Private Education for children with special nee	S	S	S	S
P85312	Private general secondary Private Education	1,281	74,375	-	74,375
P85322	Private general secondary Private Education for children with special neer	S	S	S	S
P85332	Private technical and vocational secondary Private Education				
	for children without special needs	17	367	-	367
P85402	Private higher Private Education	1,374	57,206	-	57,206
P85510	Sports and recreation Private Education	21	553	-	553
P85520	Cultural Private Education	25	20	-	20
P85592	Other private Private Education, n.e.c.	938	80,261	-	80,261

S - Data suppressed

TABLE 5b.2 Number of Establishments and Cost of Non-Industrial Services Done by Others for Private Education Establishments with Total Employment of Less Than 20 by Industry Sub-Class: Philippines, 2010

(Value in thousand pesos. Details may not add-up to total due to rounding and/or statistical disclosure control)

2009 PSIC Code	Industry Description	Number of Establishments	Non-Industrial Services Done by Others				
			Total	Rent Expense for Land	Rental Expense for Building and Structures	Other Rental Expense	Other Non- Industrial Services
		(1)	(2)	(3)	(4)	(5)	(6)
<b>PHILIPPINES</b>		<b>6,949</b>	<b>3,778,168</b>	<b>-</b>	<b>1,366,703</b>	<b>30,442</b>	<b>2,381,023</b>
P85112	Private pre-primary/pre-school education for children without special needs	1,853	307,237	-	84,683	11,508	211,046
P85212	Private primary/elementary education for children without special needs	1,410	434,412	-	74,495	695	359,222
P85222	Private primary/elementary education for children with special needs	S	S	S	S	S	S
P85312	Private general secondary education	1,281	348,281	-	53,809	5,303	289,169
P85322	Private general secondary education for children with special needs	S	S	S	S	S	S
P85332	Private technical and vocational secondary education for children without special needs	17	2,785	-	2,155	-	630
P85402	Private higher education	1,374	1,272,207	-	609,344	3,176	659,686
P85510	Sports and recreation education	21	7,628	-	1,188	9	6,431
P85520	Cultural education	25	10,359	-	3,918	258	6,183
P85592	Other private education, n.e.c.	938	1,375,692	-	536,679	7,908	831,105

S - Data suppressed

TABLE 6b Number of Establishments and Capital Expenditures of Tangible Fixed Assets by Type for Private Education Establishments with Total Employment of Less Than 20 by Industry Sub-Class: Philippines, 2010

(Value in thousand pesos. Details may not add-up to total due to rounding and/or statistical disclosure control)

2009 PSIC Code	Industry Description	Number of Establishments	Capital Expenditures of Tangible Fixed Assets			
			Total	Land	Buildings, Other Structures and Land Improvements	Transport Equipment
		(1)	(2)	(3)	(4)	(5)
<b>PHILIPPINES</b>		<b>6,949</b>	<b>1,862,490</b>	<b>356,970</b>	<b>1,121,651</b>	<b>50,355</b>
P85112	Private pre-primary/pre-school education for children without special needs	1,853	135,025	34,831	44,856	278
P85212	Private primary/elementary education for children without special needs	1,410	408,110	106,990	220,303	25,679
P85222	Private primary/elementary education for children with special needs	S	S	S	S	S
P85312	Private general secondary education	1,281	461,531	23,144	383,078	22,196
P85322	Private general secondary education for children with special needs	S	S	S	S	S
P85332	Private technical and vocational secondary education for children without special needs	17	-	-	-	-
P85402	Private higher education	1,374	659,123	191,705	330,786	2,019
P85510	Sports and recreation education	21	2,238	-	800	183
P85520	Cultural education	25	571	-	-	-
P85592	Other private education, n.e.c.	938	194,618	-	141,063	-

TABLE 6b Number of Establishments and Capital Expenditures of Tangible Fixed Assets by Type for Private Education Establishments with Total Employment of Less Than 20 by Industry Sub-Class: Philippines, 2010 (Concluded)

(Value in thousand pesos. Details may not add-up to total due to rounding and/or statistical disclosure control)

2009 PSIC Code	Industry Description	Capital Expenditures of Tangible Fixed Assets			
		ICT Machinery and Equipment	Other Machinery and Equipment	Valuables	Other Tangible Fixed Assets
		(6)	(7)	(8)	(9)
<b>PHILIPPINES</b>		<b>148,661</b>	<b>128,827</b>	<b>46</b>	<b>55,980</b>
P85112	Private pre-primary/pre-school education for children without special needs	9,666	43,574	-	1,820
P85212	Private primary/elementary education for children without special needs	25,091	14,342	-	15,706
P85222	Private primary/elementary education for children with special needs	S	S	S	S
P85312	Private general secondary education	20,239	10,141	46	2,687
P85322	Private general secondary education for children with special needs	S	S	S	S
P85332	Private technical and vocational secondary education for children without special needs	-	-	-	-
P85402	Private higher education	79,992	36,466	-	18,156
P85510	Sports and recreation education	-	1,095	-	160
P85520	Cultural education	571	-	-	-
P85592	Other private education, n.e.c.	12,983	23,120	-	17,452

TABLE 6b.2 Number of Establishments and Capital Expenditures for Tangible Fixed Assets by Mode of Acquisition for Private Education Establishments with Total Employment of Less Than 20 by Industry Sub-Class: Philippines, 2010

(Value in thousand pesos. Details may not add-up to total due to rounding and/or statistical disclosure control)

2009 PSIC Code	Industry Description	Number of Establishments	Capital Expenditures for Tangible Fixed Assets by Mode of Acquisition				
			Total	New Tangible Fixed Assets	Major Alterations and Improvements on Tangible Fixed Assets	Land and Used Tangible Fixed Assets	Tangible Fixed Produced on Own Account
			(1)	(2)	(3)	(4)	(5)
PHILIPPINES		6,949	1,862,490	549,924	1,051,271	243,721	17,574
P85112	Private pre-primary/pre-school education for children without special needs	1,853	135,025	61,846	35,720	35,344	2,115
P85212	Private primary/elementary education for children without special needs	1,410	408,110	166,843	193,236	43,615	4,417
P85222	Private primary/elementary education for children with special needs	S	S	S	S	S	S
P85312	Private general secondary education	1,281	461,531	58,695	378,862	23,144	830
P85322	Private general secondary education for children with special needs	S	S	S	S	S	S
P85332	Private technical and vocational secondary education for children without special needs	17	-	-	-	-	-
P85402	Private higher education	1,374	659,123	187,201	330,604	141,319	-
P85510	Sports and recreation education	21	2,238	2,238	-	-	-
P85520	Cultural education	25	571	571	-	-	-
P85592	Other private education, n.e.c.	938	194,618	72,324	112,083	-	10,211

S - Data suppressed

TABLE 6b.3 Number of Establishments and Capital Expenditures for Intangible Assets by Type for Private Education Establishments with Total Employment of Less Than 20 by Industry Sub-Class: Philippines, 2010

(Value in thousand pesos. Details may not add-up to total due to rounding and/or statistical disclosure control)

2009 PSIC Code	Industry Description	Number of Establishments	Capital Expenditures for Intangible Assets				
			Total	Intangible Non- Produced Assets	Computer Software and Data Bases	Entertainment, Literary and Artistic Originals	Other Intangible Assets
		(1)	(2)	(3)	(4)	(5)	(6)
PHILIPPINES		6,949	23,256	6,219	8,661	8,319	58
P85112	Private pre-primary/pre-school education for children without special needs	1,853	4,151	207	1,914	2,029	-
P85212	Private primary/elementary education for children without special needs	1,410	146	-	146	-	-
P85222	Private primary/elementary education for children with special needs	S	S	S	S	S	S
P85312	Private general secondary education	1,281	9,150	116	5,389	3,588	58
P85322	Private general secondary education for children with special needs	S	S	S	S	S	S
P85332	Private technical and vocational secondary education for children without special needs	17	-	-	-	-	-
P85402	Private higher education	1,374	3,488	1,696	1,161	631	-
P85510	Sports and recreation education	21	-	-	-	-	-
P85520	Cultural education	25	-	-	-	-	-
P85592	Other private education, n.e.c.	938	6,270	4,200	-	2,070	-

TABLE 7b Number of Establishments and Gross Additions to Tangible Fixed Assets for Private Education Establishments with Total Employment of Less Than 20 by Industry Sub-Class: Philippines, 2010

(Value in thousand pesos. Details may not add-up to total due to rounding and/or statistical disclosure control)

2009 PSIC Code	Industry Description	Number of Establishments	Gross Additions to Tangible Fixed Assets	Capital Expenditures for Tangible Fixed Assets	Sale of Tangible Fixed Assets
		(1)	(2)	(3)	(4)
PHILIPPINES		6,949	1,468,411	1,862,490	394,079
P85112	Private pre-primary/pre-school education for children without special needs	1,853	134,654	135,025	371
P85212	Private primary/elementary education for children without special needs	1,410	408,110	408,110	-
P85222	Private primary/elementary education for children with special needs	S	S	S	S
P85312	Private general secondary education	1,281	461,531	461,531	-
P85322	Private general secondary education for children with special needs	S	S	S	S
P85332	Private technical and vocational secondary education for children without special needs	17	-	-	-
P85402	Private higher education	1,374	659,123	659,123	-
P85510	Sports and recreation education	21	2,238	2,238	-
P85520	Cultural education	25	571	571	-
P85592	Other private education, n.e.c.	938	(199,091)	194,618	393,708

S - Data suppressed

TABLE 7b.1 Number of Establishments and Sale of Tangible Fixed Assets by Type for Private Education Establishments with Total Employment of Less Than 20 by Industry Sub-Class: Philippines, 2010

(Value in thousand pesos. Details may not add-up to total due to rounding and/or statistical disclosure control)

2009 PSIC Code	Industry Description	Number of Establishments	Sale of Tangible Fixed Assets			
			Total	Land	Buildings, Other Structures and Land Improvements	Transport Equipment
			(1)	(2)	(3)	(4)
PHILIPPINES		6,949	394,079	-	-	393,869
P85112	Private pre-primary/pre-school education for children without special needs	1,853	371	-	-	371
P85212	Private primary/elementary education for children without special needs	1,410	-	-	-	-
P85222	Private primary/elementary education for children with special needs	S	S	S	S	S
P85312	Private general secondary education	1,281	-	-	-	-
P85322	Private general secondary education for children with special needs	S	S	S	S	S
P85332	Private technical and vocational secondary education for children without special needs	17	-	-	-	-
P85402	Private higher education	1,374	-	-	-	-
P85510	Sports and recreation education	21	-	-	-	-
P85520	Cultural education	25	-	-	-	-
P85592	Other private education, n.e.c.	938	393,708	-	-	393,498

2009 PSIC Code	Industry Description	Sale of Tangible Fixed Assets			
		ICT Machinery and Equipment	Other Machinery and Equipment	Valuables	Other Tangible Fixed Assets
		(6)	(7)	(8)	(9)
PHILIPPINES		-	210	-	-
P85112	Private pre-primary/pre-school education for children without special needs	-	-	-	-
P85212	Private primary/elementary education for children without special needs	-	-	-	-
P85222	Private primary/elementary education for children with special needs	S	S	S	S
P85312	Private general secondary education	-	-	-	-
P85322	Private general secondary education for children with special needs	S	S	S	S
P85332	Private technical and vocational secondary education for children without special needs	-	-	-	-
P85402	Private higher education	-	-	-	-
P85510	Sports and recreation education	-	-	-	-
P85520	Cultural education	-	-	-	-
P85592	Other private education, n.e.c.	-	210	-	-

S - Data suppressed



TABLE 7b.2 Number of Establishments and Losses and Damages to Tangible Fixed Assets by Type for Private Education Establishments with Total Employment of Less Than 20 by Industry Sub-Class: Philippines, 2010

(Value in thousand pesos. Details may not add-up to total due to rounding and/or statistical disclosure control)

2009 PSIC Code	Industry Description	Number of Establishments	Losses and Damages to Tangible Fixed Assets			
			Total	Land	Buildings, Other Structures and Land Improvements	Transport Equipment
		(1)	(2)	(3)	(4)	(5)
PHILIPPINES		6,949	10,810	-	6,947	-
P85112	Private pre-primary/pre-school education for children without special needs	1,853	2,307	-	2,139	-
P85212	Private primary/elementary education for children without special needs	1,410	1,668	-	1,560	-
P85222	Private primary/elementary education for children with special needs	S	S	S	S	S
P85312	Private general secondary education	1,281	6,690	-	3,248	-
P85322	Private general secondary education for children with special needs	S	S	S	S	S
P85332	Private technical and vocational secondary education for children without special needs	17	-	-	-	-
P85402	Private higher education	1,374	55	-	-	-
P85510	Sports and recreation education	21	-	-	-	-
P85520	Cultural education	25	-	-	-	-
P85592	Other private education, n.e.c.	938	-	-	-	-

2009 PSIC Code	Industry Description	Losses and Damages to Tangible Fixed Assets			
		ICT Machinery and Equipment	Other Machinery and Equipment	Valuables	Other Tangible Fixed Assets
		(6)	(7)	(8)	(9)
PHILIPPINES		671	1,968	-	1,223
P85112	Private pre-primary/pre-school education for children without special needs	168	-	-	-
P85212	Private primary/elementary education for children without special needs	108	-	-	-
P85222	Private primary/elementary education for children with special needs	S	S	S	S
P85312	Private general secondary education	252	1,968	-	1,223
P85322	Private general secondary education for children with special needs	S	S	S	S
P85332	Private technical and vocational secondary education for children without special needs	-	-	-	-
P85402	Private higher education	55	-	-	-
P85510	Sports and recreation education	-	-	-	-
P85520	Cultural education	-	-	-	-
P85592	Other private education, n.e.c.	-	-	-	-

S - Data suppressed

TABLE 8b Number of Establishments and Book Value of Tangible Fixed Assets by Type for Private Education Establishments with Total Employment of Less Than 20 by Industry Sub-Class: Philippines, 2010

(Value in thousand pesos. Details may not add-up to total due to rounding and/or statistical disclosure control)

2009 PSIC Code	Industry Description	Number of Establishments	Book Value of Tangible Fixed Assets			
			Total	Land	Buildings, Other Structures and Land Improvements	Transport Equipment
		(1)	(2)	(3)	(4)	(5)
PHILIPPINES		6,949	20,212,621	7,503,542	9,073,356	918,091
P85112	Private pre-primary/pre-school education for children without special needs	1,853	3,473,059	1,548,938	1,497,652	82,152
P85212	Private primary/elementary education for children without special needs	1,410	5,821,144	1,831,899	3,339,906	292,991
P85222	Private primary/elementary education for children with special needs	S	S	S	S	S
P85312	Private general secondary education	1,281	4,854,330	2,122,155	2,130,357	78,301
P85322	Private general secondary education for children with special needs	S	S	S	S	S
P85332	Private technical and vocational secondary education					
	for children without special needs	17	31,059	8,120	17,931	150
P85402	Private higher education	1,374	3,943,282	1,717,654	1,039,484	187,137
P85510	Sports and recreation education	21	22,408	8,790	9,391	479
P85520	Cultural education	25	97,549	9,235	80,989	6,037
P85592	Other private education, n.e.c.	938	1,925,979	249,838	929,949	269,910

2009 PSIC Code	Industry Description	Book Value of Tangible Fixed Assets			
		ICT Machinery and Equipment	Other Machinery and Equipment	Valuables	Other Tangible Fixed Assets
		(6)	(7)	(8)	(9)
PHILIPPINES		1,214,604	1,262,106	1,359	239,562
P85112	Private pre-primary/pre-school education for children without special needs	86,969	222,646	-	34,701
P85212	Private primary/elementary education for children without special needs	144,346	176,121	157	35,724
P85222	Private primary/elementary education for children with special needs	S	S	S	S
P85312	Private general secondary education	190,558	239,272	723	92,963
P85322	Private general secondary education for children with special needs	S	S	S	S
P85332	Private technical and vocational secondary education for children without special needs	1,908	1,922	-	1,028
P85402	Private higher education	636,159	322,211	375	40,263
P85510	Sports and recreation education	72	3,458	-	218
P85520	Cultural education	378	909	-	-
P85592	Other private education, n.e.c.	149,983	292,666	105	33,529

S - Data suppressed

TABLE 8b.1 Number of Establishments and Book Value of Intangible Assets by Type for Private Education Establishments with Total Employment of Less Than 20 by Industry Sub-Class: Philippines, 2010

(Value in thousand pesos. Details may not add-up to total due to rounding and/or statistical disclosure control)

2009 PSIC Code	Industry Description	Number of Establishments	Value of Intangible Assets as of December 31				
			Total	Intangible Non- Produced Assets	Computer Software and Data Bases	Entertainment, Literary and Artistic Originals	Other Intangible Assets
			(1)	(2)	(3)	(4)	(5)
PHILIPPINES		6,949	199,219	61,306	74,245	14,637	49,032
P85112	Private pre-primary/pre-school education for children without special needs	1,853	45,598	141	2,375	2,400	40,683
P85212	Private primary/elementary education for children without special needs	1,410	24,161	9,279	7,378	195	7,309
P85222	Private primary/elementary education for children with special needs	S	S	S	S	S	S
P85312	Private general secondary education	1,281	41,347	25,549	11,788	2,970	1,040
P85322	Private general secondary education for children with special needs	S	S	S	S	S	S
P85332	Private technical and vocational secondary education for children without special needs	17	-	-	-	-	-
P85402	Private higher education	1,374	49,799	15,523	32,997	1,280	-
P85510	Sports and recreation education	21	-	-	-	-	-
P85520	Cultural education	25	-	-	-	-	-
P85592	Other private education, n.e.c.	938	38,263	10,815	19,656	7,792	-

S - Data suppressed

TABLE 9b Number of Establishments and Value of Inventories by Type for Private Education Establishments with Total Employment of Less Than 20 by Industry Sub-Class: Philippines, 2010

(Value in thousand pesos. Details may not add-up to total due to rounding and/or statistical disclosure control)

2009 PSIC Code	Industry Description	Number of Establishments	Value of Inventories as of January 1				
			Total	Materials and Supplies	Fuels, Lubricants, Oils and Greases	Goods for Resale	Other Inventories
		(1)	(2)	(3)	(4)	(5)	(6)
PHILIPPINES		6,949	477,377	442,159	9,775	25,443	-
P85112	Private pre-primary/pre-school education for children without special needs	1,853	34,649	25,211	1,116	8,322	
P85212	Private primary/elementary education for children without special needs	1,410	104,457	97,851	46	6,560	-
P85222	Private primary/elementary education for children with special needs	S	S	S	S	S	S
P85312	Private general secondary education	1,281	50,147	39,547	6,896	3,703	-
P85322	Private general secondary education for children with special needs	S	S	S	S	S	S
P85332	Private technical and vocational secondary education for children without special needs	17	22	22	-	-	-
P85402	Private higher education	1,374	141,804	134,031	915	6,858	-
P85510	Sports and recreation education	21	645	594	52	-	-
P85520	Cultural education	25	-	-	-	-	-
P85592	Other private education, n.e.c.	938	145,646	144,896	751	-	

TABLE 9b Number of Establishments and Value of Inventories by Type for Private Education Establishments  
with Total Employment of Less Than 20 by Industry Sub-Class: Philippines, 2010 (Concluded)

(Value in thousand pesos. Details may not add-up to total due to rounding and/or statistical disclosure control)

2009 PSIC Code	Industry Description	Value of Inventories as of December 31				
		Total	Materials and Supplies	Fuels, Lubricants, Oils and Greases	Goods for Resale	Other Inventories
		(7)	(8)	(9)	(10)	(11)
PHILIPPINES		376,047	333,340	9,423	33,283	-
P85112	Private pre-primary/pre-school education for children without special needs	31,602	18,143	1,145	12,315	-
P85212	Private primary/elementary education for children without special needs	47,782	40,851	21	6,910	-
P85222	Private primary/elementary education for children with special needs	S	S	S	S	S
P85312	Private general secondary education	53,554	42,907	7,102	3,545	-
P85322	Private general secondary education for children with special needs	S	S	S	S	S
P85332	Private technical and vocational secondary education for children without special needs	26	26	-	-	-
P85402	Private higher education	136,615	125,478	623	10,514	-
P85510	Sports and recreation education	362	273	89	-	-
P85520	Cultural education	-	-	-	-	-
P85592	Other private education, n.e.c.	106,100	105,657	444	-	-

S - Data suppressed

TABLE 10b Number of Reporting Establishments and Nationality with Highest Capital Participation Rate as of December 31 for Private Education Establishments  
with Total Employment of Less Than 20 by Industry Sub-Class: Philippines, 2010

(An establishment with equal participation rate may be reported several times)

2009 PSIC Code	Industry Description	Number of Reporting Establishments	Nationality with Highest Capital Participation Rate				
			Filipino	American	British	Chinese	German
		(1)	(2)	(3)	(4)	(5)	(6)
PHILIPPINES		546	541	3	-	2	2
P85112	Private pre-primary/pre-school education for children without special needs	132	130	-	-	-	1
P85212	Private primary/elementary education for children without special needs	134	133	-	-	1	1
P85222	Private primary/elementary education for children with special needs	S	S	S	S	S	S
P85312	Private general secondary education	109	109	-	-	-	-
P85322	Private general secondary education for children with special needs	S	S	S	S	S	S
P85332	Private technical and vocational secondary education for children without special needs	5	5	-	-	-	-
P85402	Private higher education	97	96	2	-	-	-
P85510	Sports and recreation education	5	5	-	-	1	-
P85520	Cultural education	5	5	-	-	-	-
P85592	Other private education, n.e.c.	51	51	-	-	-	-

TABLE 10b Number of Reporting Establishments and Nationality with Highest Capital Participation Rate as of December 31 for Private Education Establishments with Total Employment of Less Than 20 by Industry Sub-Class: Philippines, 2010 *(Concluded)*

(An establishment with equal participation rate may be reported several times)

2009 PSIC Code	Industry Description	Nationality with Highest Capital Participation Rate				
		Japanese	Korean	Singaporean	Taiwanese	Others
		(7)	(8)	(9)	(10)	(11)
	<b>PHILIPPINES</b>	<b>1</b>	<b>1</b>	-	-	-
P85112	Private pre-primary/pre-school education for children without special needs	-	1	-	-	-
P85212	Private primary/elementary education for children without special needs	-	-	-	-	-
P85222	Private primary/elementary education for children with special needs	S	S	S	S	S
P85312	Private general secondary education	-	-	-	-	-
P85322	Private general secondary education for children with special needs	S	S	S	S	S
P85332	Private technical and vocational secondary education for children without special needs	-	-	-	-	-
P85402	Private higher education	-	-	-	-	-
P85510	Sports and recreation education	-	-	-	-	-
P85520	Cultural education	-	-	-	-	-
P85592	Other private education, n.e.c.	1	-	-	-	-

S - Data suppressed

# Appendices

# Appendix 1 – 2010 Annual Survey of Philippine Business and Industry Questionnaire (ASPBI Form 5)



**NATIONAL  
STATISTICS  
OFFICE**

ASPBI Form 5  
NSCB Approval No. NSO-1102-05  
Expires 31 March 2012

## 2010 ANNUAL SURVEY OF PHILIPPINE BUSINESS AND INDUSTRY

<b>BUSINESS AND SERVICES</b> January – December 2010

### OBJECTIVE

The **2010 Annual Survey of Philippine Business and Industry (ASPBI)** will provide key measures on the performance, structure and trends of businesses and industries that will be used for planning and policy formulation by the government and private sectors.

### AUTHORITY

The information sought is collected under the authority of **COMMONWEALTH ACT 591**. The Act authorizes the **National Statistics Office** to collect information from businesses and industries. Any person who fails or refuses to accomplish this questionnaire shall, upon conviction, be punished as provided for in **Section 3** of this same **Act**.

### CONFIDENTIALITY

**Section 4** of **CA 591** provides that all information furnished this Office will be kept strictly **CONFIDENTIAL** and shall not be used for purposes of taxation, investigation or regulation.

### REFERENCE PERIOD

Report should refer to the period from **January 1** to **December 31, 2010**.

### E-QUESTIONNAIRE

To facilitate the accomplishment of this questionnaire, an electronic copy will be sent to the e-mail account of the contact person in your establishment. The e-questionnaire can also be downloaded from the NSO Website, [www.census.gov.ph/aspbi/eqst](http://www.census.gov.ph/aspbi/eqst). Submit the accomplished e-questionnaire to [e.deguzman@census.gov.ph](mailto:e.deguzman@census.gov.ph) within 15 days upon receipt.

### DUE DATE

Duly accomplished form should be submitted to NSO or to the authorized representative **ON** or **BEFORE**

### INQUIRIES

For inquiries please contact:

CARMELITA N. ERICTA  
Administrator

Tel. No. \_\_\_\_\_

E-mail Address \_\_\_\_\_

or E-mail: [e.deguzman@census.gov.ph](mailto:e.deguzman@census.gov.ph)

GENERAL INSTRUCTIONS															
<ul style="list-style-type: none"> <li>Provide best estimates if exact figures are not available in your records. Indicate N.A. for items not applicable.</li> <li>Refer to the relevant explanatory notes and definitions provided in specific items when providing responses for each item.</li> <li>Include only Philippine-based activities, including imports and exports, of this establishment.</li> <li>Mark (✓) only <b>one box</b>, unless instructed otherwise.</li> </ul>															
FOR NSO USE ONLY															
FN		QN	QR	ECN											
IND				PROV-MUN				BGY			SZ	LO	EO		

⇒ Page 2	PLEASE ENTER ON THE APPROPRIATE SPACE OR BOX THE DATA REQUESTED.
----------	--

**GENERAL INFORMATION ABOUT THE ESTABLISHMENT**

**1. Business and Registered Name in 2010, Company Website and Tax Identification Number (TIN)**

A. Business Name: \_\_\_\_\_

B. Registered Name: \_\_\_\_\_

C. Company Website: \_\_\_\_\_

D. TIN: \_\_\_\_\_

**2. Economic Activity or Business in 2010**  
Describe in detail the main and other activities of this establishment.

A. **Main Activity** (Refers to the activity that contributes the biggest or major portion of the gross income or revenue of this establishment)

\_\_\_\_\_

B. **Major products/goods produced or sold and/or type of service rendered** (Specify)

\_\_\_\_\_

C. **Secondary/Other Activities**

\_\_\_\_\_

DO NOT FILL (For NSO Use Only)

2009 PSIC							
1994 PSIC							

**3. Year Started Operation**

Indicate the year when this establishment started operation regardless of its location in the Philippines.

**4. Legal Organization in 2010**  
Mark (✓) the box corresponding to the best description of the establishment.

1 ☐ Single Proprietorship

2 ☐ Partnership

3 ☐ Government Corporation

4 ☐ Stock Corporation

5 ☐ Non-stock, Non-profit Corporation

6 ☐ Cooperative

7 ☐ Others, Specify: \_\_\_\_\_

**5. Economic Organization in 2010**  
Mark (✓) the box corresponding to the best description of the establishment.

1 ☐ Single Establishment

2 ☐ Branch only  
⇒ Provide details of Main Office below

3 ☐ Establishment and main office  
(both located in the same address and with branches elsewhere)

4 ☐ Main Office only

5 ☐ Ancillary unit other than Main Office  
⇒ Provide details of Main Office below

**Single Establishment** is an establishment which has neither branch nor main office. It may have ancillary unit/s, other than main office, located elsewhere.

**Branch** is an establishment which has a separate main office located elsewhere.

**Main office** is the unit which controls, supervises and directs one or more establishments of an enterprise.

**Ancillary unit** is the unit that operates primarily or exclusively for a related establishment or group of related establishments or its parent establishment and provides goods or services that support but do not become part of the output of those establishments.

A. Name of Main Office \_\_\_\_\_

B. Address of Main Office \_\_\_\_\_

C. Contact Person in Main Office

(1) Name \_\_\_\_\_

(2) Title/Designation \_\_\_\_\_

(3) Tel. No. \_\_\_\_\_

(4) Fax No. \_\_\_\_\_

(5) E-mail \_\_\_\_\_

**6. Capital Participation as of 31 December 2010**  
Indicate the percent share of the nationality of the stockholder.

**Capital participation** refers to the claims of individuals against capital/equity by foreign and/or local investors.

1 Filipino _____%	5 German _____%	9 Taiwanese _____%
2 American _____%	6 Japanese _____%	10 Others, <b>Specify:</b> _____%
3 British _____%	7 Korean _____%	
4 Chinese _____%	8 Singaporean _____%	

Continued on Page 3



⇒ Page 3	PLEASE ENTER ON THE APPROPRIATE SPACE OR BOX THE DATA REQUESTED.
----------	--

<b>EMPLOYMENT</b>		
<b>7. Number of Paid Employees Who Worked for this Establishment as of 15 November 2010</b>		
<b>INCLUDE:</b> <ul style="list-style-type: none"> <li>Full-time/part-time employees working in or for the establishment and receiving regular pay</li> <li>Employees working away from this establishment paid by and under the control of this establishment</li> <li>Employees on sick or maternity leave</li> <li>Employees on paid vacation or holiday</li> <li>Employees on strike</li> <li>Directors of corporations working for pay</li> <li>Executives/managers and other officers of the same category</li> <li>Working owners receiving regular pay</li> <li>Apprentices and learners receiving regular pay</li> <li>Any other employee receiving regular pay not reported above</li> </ul>		<b>EXCLUDE:</b> <ul style="list-style-type: none"> <li>Directors paid solely for their attendance at meetings of Board of Directors</li> <li>Consultants</li> <li>Workers on indefinite leave</li> <li>Working owners/members of cooperatives who do not receive regular pay</li> <li>Homeworkers</li> <li>Workers receiving commissions only</li> </ul>
<b>PAID EMPLOYEES BY SEX</b>	<b>LN NO</b>	<b>NUMBER</b>
a. Male	01	
b. Female	02	
c. <b>Total</b> (sum of a and b)	03	
<b>8. Number of Unpaid Workers Who Worked for this Establishment as of 15 November 2010</b>		
<b>INCLUDE:</b> <ul style="list-style-type: none"> <li>Working owners who do not receive regular pay</li> <li>Apprentices and learners without regular pay</li> <li>Persons working for at least 1/3 of the time normal to the establishment without regular pay</li> </ul>		<b>EXCLUDE:</b> <ul style="list-style-type: none"> <li>Silent or inactive business partners</li> </ul>
<b>UNPAID WORKERS BY SEX</b>	<b>LN NO</b>	<b>NUMBER</b>
a. Male	01	
b. Female	02	
c. <b>Total</b> (sum of a and b)	03	
<b>9. Total Employment of this Establishment as of 15 November 2010</b>		
<b>TOTAL EMPLOYMENT BY SEX</b>	<b>LN NO</b>	<b>NUMBER</b>
a. Male (sum of 7a and 8a)	01	
b. Female (sum of 7b and 8b)	02	
c. <b>Total</b> (sum of a and b)	03	
<b>PRODUCTION/CONSTRUCTION WORKERS AND HOURS WORKED</b>		
<b>10. Number of Production/Construction Workers as of 15 November 2010 (Not Applicable)</b>		
<b>11. Total Hours Worked by Production/Construction Workers in 2010 (Not Applicable)</b>		

Continued on Page 4

⇒ Page 4	PLEASE ENTER ON THE APPROPRIATE SPACE OR BOX THE DATA REQUESTED.	
----------	--	--

COMPENSATION				
<b>12. Gross Salaries and Wages, Separation Pay, etc. Paid by this Establishment to its Employees in 2010</b>				
<p><b>Gross salaries and wages</b> refer to payments in cash or in kind prior to any deductions for employee's contributions to SSS/GSIS, withholding tax, etc.</p> <table style="width: 100%; border: none;"> <tr> <td style="width: 50%; vertical-align: top; border: none;"> <p><b>INCLUDE:</b></p> <ul style="list-style-type: none"> <li>Total basic pay</li> <li>Overtime pay (payment given for extra hours worked)</li> <li>Vacation, sick and maternity leave pay</li> <li>Bonuses</li> <li>Food, uniforms, housing and cost of living allowances</li> <li>Commissions paid for salaried employees</li> <li>Commutable transportation and representation allowances</li> </ul> </td> <td style="width: 50%; vertical-align: top; border: none;"> <p><b>EXCLUDE:</b></p> <ul style="list-style-type: none"> <li>Cost of working clothes</li> <li>Reimbursable transportation and representation allowances</li> <li>Separation, retirement/terminal pay, gratuities, etc.</li> </ul> </td> </tr> </table>			<p><b>INCLUDE:</b></p> <ul style="list-style-type: none"> <li>Total basic pay</li> <li>Overtime pay (payment given for extra hours worked)</li> <li>Vacation, sick and maternity leave pay</li> <li>Bonuses</li> <li>Food, uniforms, housing and cost of living allowances</li> <li>Commissions paid for salaried employees</li> <li>Commutable transportation and representation allowances</li> </ul>	<p><b>EXCLUDE:</b></p> <ul style="list-style-type: none"> <li>Cost of working clothes</li> <li>Reimbursable transportation and representation allowances</li> <li>Separation, retirement/terminal pay, gratuities, etc.</li> </ul>
<p><b>INCLUDE:</b></p> <ul style="list-style-type: none"> <li>Total basic pay</li> <li>Overtime pay (payment given for extra hours worked)</li> <li>Vacation, sick and maternity leave pay</li> <li>Bonuses</li> <li>Food, uniforms, housing and cost of living allowances</li> <li>Commissions paid for salaried employees</li> <li>Commutable transportation and representation allowances</li> </ul>	<p><b>EXCLUDE:</b></p> <ul style="list-style-type: none"> <li>Cost of working clothes</li> <li>Reimbursable transportation and representation allowances</li> <li>Separation, retirement/terminal pay, gratuities, etc.</li> </ul>			
	LN NO	<b>VALUE IN PESOS</b> (Omit Centavos)		
<b>a. Gross Salaries and Wages</b>	01			
<b>b. Separation/Retirement/Terminal Pay, Gratuities, etc.</b>	02			

<b>13. Total Employer's Contribution in 2010</b>		
<p><b>Include</b> employer's contribution paid by this establishment to SSS/GSIS, Employees Compensation Commission (ECC), PhilHealth, PAG-IBIG, etc.</p>		
	LN NO	<b>VALUE IN PESOS</b> (Omit Centavos)
<b>Total Employer's Contribution to SSS/GSIS, ECC, PhilHealth, PAG-IBIG, etc.</b>	01	

REVENUE		
<b>14. Total Revenue in 2010</b>		
<p><b>Revenue</b> refers to cash received and receivables for services rendered and goods sold.</p> <p><b>Valuation:</b> Services rendered and goods sold should be in <b>producer price</b> net of discounts and allowances.</p> <p><b>Producer price</b> is the amount receivable by the producer from the purchaser for a unit of a product (good or service produced) as output, minus any VAT or similar deductible tax, invoiced to the purchaser. It excludes any transport charges invoiced separately by the producer.</p> <p><b>INCLUDE:</b></p> <ul style="list-style-type: none"> <li>Revenue from transactions within and outside the country.</li> <li>Services rendered and goods transferred to other establishments belonging to the same enterprise as this establishment which should be treated as sales and valued as if sold to a customer or <b>valued at cost</b>.</li> </ul> <p><b>EXCLUDE:</b></p> <ul style="list-style-type: none"> <li>Subsidies received.</li> </ul>		
<b>TYPE OF REVENUE</b>	LN NO	<b>VALUE IN PESOS</b> (Omit Centavos)
<b>a. Revenue from main activity</b> (Report revenue from main activity if engaged in Transportation and storage activities; Accommodation and food service activities; Information and communication activities; Professional, scientific and technical activities; Administrative and support service activities; Education services; Human health and social work activities; Arts, entertainment and recreation activities; and Other services activities. <b>INCLUDE:</b> Donations and grants for social work activities.)(sum of 1 and 2)  <b>Specify:</b> _____	01	
1. Revenue from transactions within the country	02	
2. Revenue from transactions outside the country	03	

Continued on Page 5

⇒ Page 5	PLEASE ENTER ON THE APPROPRIATE SPACE OR BOX THE DATA REQUESTED.	
REVENUE (cont.)		
TYPE OF REVENUE	LN NO	VALUE IN PESOS (Omit Centavos)
b. Interest income ( <b>INCLUDE:</b> Interest on finance leases; Earnings on discounted bills; Interest from deposits in banks and other financial institutions; Interest/discounts on loans, deposits, financing, bonds, money market; etc.)	04	
c. Real estate sales ( <b>INCLUDE:</b> Real estate sales for residential and non-residential, memorial lots and columbarium vaults.)	05	
d. Insurance premiums ( <b>INCLUDE:</b> Net premiums earned from insurance and pension funding activities.)	06	
e. Value of industrial services done for others ( <b>INCLUDE:</b> Industrial repair; Maintenance and installation work; etc.)	07	
f. Value of non-industrial services done for others (sum of 1 to 4)	08	
1. Rent income from land	09	
2. Rental income from building and structures	10	
3. Other rental income ( <b>INCLUDE:</b> Income from renting of machinery and transport equipment without operator; personal and household goods such as wearing apparel, furniture, electrical appliances, audio-video machines and tapes, sports and recreational equipment, books, journals and magazines and ornamental objects, etc.)	11	
4. Other non-industrial services done for others ( <b>INCLUDE:</b> Income from storage, communication and warehousing; Income from freight, research, consultancy, and other professional and business services; Management fees; Subscriptions and	12	
g. Dividend income	13	
h. Commissions and fees earned ( <b>INCLUDE:</b> Commission income; Income earned from wholesale on a fee or contract basis; Income earned through agents and brokers; Income earned from real estate activities on a fee or contract basis.)	14	
i. Delivery charges separately invoiced to customers	15	
j. Service charges (A separate charge made for the administration of a loan or other service.)	16	
k. Value of goods for resale (Receipts from goods sold in the same condition as purchased.)	17	
l. Royalty income (Payment received for trademarks, copyrights and patents or secrecy. Copyrights, patents or secrecy may take the form of books, recordings, files, software, tapes, disks, etc.)	18	
m. Franchise income (Payment received for license to make, distribute or sell a product or service.)	19	
n. Foreign exchange gains	20	
o. Other income ( <b>INCLUDE:</b> Service charges; Gain on sale of investment and marketable securities; and all other income not included elsewhere) <b>Specify:</b> _____	21	
p. <b>Total revenue</b> (sum of a to o)	22	
q. Specify the nature and amount of the single largest item included in <b>Other income</b> (reported in item 14.o) <b>Specify:</b> _____	LN NO	VALUE IN PESOS (Omit Centavos)
	23	
SUBSIDIES	LN NO	VALUE IN PESOS (Omit Centavos)
<b>15. Subsidies Received by this Establishment from the Government in 2010</b> <b>Subsidies</b> refer to special grants received from the government in the form of financial assistance or tax exemption or tax privilege to aid and develop an industry. <b>INCLUDE:</b> Price support and price discount, interest rate subsidy, Import subsidies, Direct subsidies on export, Subsidies resulting from multiple exchange rates, Subsidies on products used domestically, Subsidies to public corporations and quasi-corporations, Subsidies on payroll or workforce and Subsidies to reduce pollution.)	01	

Continued on Page 6

⇒ Page 6	PLEASE ENTER ON THE APPROPRIATE SPACE OR BOX THE DATA REQUESTED.	
COST		
<b>16. Total Cost Incurred in 2010</b> <div style="border: 1px solid black; padding: 5px; margin: 5px 0;"> <p><b>Cost</b> refers to all expenses incurred during the year whether paid or payable.</p> <p><b>Valuation:</b> Goods and services should be in <b>purchaser price</b>.</p> <p><b>Purchaser price</b> is the amount paid by the purchaser, excluding any VAT or similar deductible tax, in order to take delivery of a unit of a good or service. It includes any transport charges paid separately by purchaser to take delivery at the required time and place.</p> <p><b>INCLUDE:</b> Goods received from and services rendered by other establishments belonging to the same enterprise as this establishment. These should be <b>valued as though purchased</b>.</p> <p><b>EXCLUDE:</b> Compensation of employees (Salaries and wages, separation/retirement/terminal pay, gratuities, SSS/GSIS, ECC, PhilHealth and PAG-IBIG contributions are reported in Items 12 and 13.)</p> </div>		
TYPE OF COST	LN NO	VALUE IN PESOS (Omit Centavos)
a. Materials and supplies purchased ( <b>INCLUDE:</b> Office supplies; Food, drinks and other restaurant supplies; Linens and other hotels, motels and lodging materials; Instructional and academic materials (for education establishments); Medical, surgical and dental supplies; Subsistence supplies for patients (for health establishments); Wrapping and packing materials; Small tools and materials for repairs and maintenance; Non-durable tools; Working clothes; and Other supplies.)	01	
b. Insurance claims paid	02	
c. Real estate purchased for sale ( <b>INCLUDE:</b> Development cost of real estate purchased.)	03	
d. Fuels, lubricants, oils and greases purchased ( <b>INCLUDE:</b> Diesel or bunker oil, LPG, kerosene, wood, coal and charcoal.)	04	
e. Electricity and water purchased	05	
f. Cost of industrial services done by others (sum of 1 and 2)	06	
1. Contract and commission work done by others	07	
2. Other industrial services ( <b>INCLUDE:</b> Industrial repair; Maintenance and installation work; Drydocking.)	08	
g. Cost of non-industrial services done by others (sum of 1 to 4)	09	
1. Rent expense for land	10	
2. Rental expense for building and structures	11	
3. Other rental expense ( <b>INCLUDE:</b> Rental expense for machinery and transport equipment.)	12	
4. Other non-industrial services ( <b>INCLUDE:</b> Bank charges excluding interest; Insurance expense; Commission expense for non-regularly paid employees; Communication expense; Professional, business and other service fees; Transportation, representation and entertainment expense; Storage and warehousing fees, stevedoring, forwarding and other freight charges; Advertising and promotional expense; Financial services, excluding interest payment; Management fee; Janitorial, security and messengerial service fees, etc.)	13	
h. Interest expense (Interest paid for loans obtained from banks and other financial institutions. <b>INCLUDE:</b> Interest in respect of finance leases. <b>EXCLUDE:</b> Bank charges other than interest.)	14	
i. Goods purchased for resale ( <b>INCLUDE:</b> Acquisition cost of goods purchased for resale without transformation or processing.)	15	
j. Taxes on product and production (Taxes incidental to the production or sale of goods and services chargeable as expenses. <b>INCLUDE:</b> Net value added tax, Sales Tax, Import and export duties, Excise tax, Gross receipts tax, Business licenses, Real estate tax, Road tax, Environmental tax, etc., <b>EXCLUDE:</b> Income tax.)	16	

Continued on Page 7

⇒ Page 7	PLEASE ENTER ON THE APPROPRIATE SPACE OR BOX THE DATA REQUESTED.
----------	--

COST (cont.)		
TYPE OF COST	LN NO	VALUE IN PESOS (Omit Centavos)
k. Research and experimental development expense <i>(Amount spent on any systematic and creative work undertaken to increase the stock of knowledge and the use of this knowledge to create new or improved products, processes, services and other applications.)</i>	17	
l. Environmental protection expense <i>(Cost incurred for the prevention, reduction and elimination of pollution as well as any degradation of the environment. <b>INCLUDE:</b> Cost of environmental protection services like wastewater treatment, etc.)</i>	18	
m. Royalty fee <i>(Expense for trademarks, copyrights, patents or secrecy.)</i>	19	
n. Franchise fee <i>(Expense paid for license to make, distribute or sell a product or service.)</i>	20	
o. Foreign exchange losses	21	
p. Bad and doubtful debts <i>(<b>INCLUDE:</b> Bad debts, doubtful debts, and/or provision for bad and doubtful debts. Report net of bad debts recovered.)</i>	22	
q. Depreciation of tangible fixed assets in 2010	23	
r. Other cost <i>(<b>INCLUDE:</b> Payout and all other cost not included elsewhere <b>EXCLUDE:</b> Salaries and wages; Employer's contribution; Losses and damages; Amortization; Sales tax and excise duties payable to the government; Income tax and other direct tax; Unrealized gains from revaluation of assets; etc.)</i> <b>Specify:</b> _____	24	
s. <b>Total cost</b> <i>(sum of a to r)</i>	25	

t. Specify the nature and amount of the single largest item included in <b>Other cost</b> <i>(reported in Item 16.r)</i> <b>Specify:</b> _____	LN NO	VALUE IN PESOS (Omit Centavos)
	26	

Continued on Page 8

## CAPITAL EXPENDITURES AND SALE OF TANGIBLE FIXED ASSETS, INCLUDING LOSSES AND DAMAGES

## 17. Capital Expenditures and Sale of Tangible Fixed Assets, Including Losses and Damages in 2010

**Tangible Fixed Assets** refer to physical assets (tangible) acquired and for use of this establishment and expected to have a productive life of more than one year. These include land; buildings, other structures and land improvements; transport equipment; machinery and equipment; and other fixed assets.

**INCLUDE:**

- Tangible fixed assets received from other establishments belonging to the same enterprise as this establishment should be valued as though purchased.
- Delivery charges and installation cost, taxes and other necessary fees (import duties, registration fees, etc.)

**EXCLUDE:**

- Financing cost

**Capital expenditures for tangible fixed assets** refer to the full value of tangible fixed assets **acquired in 2010** whether or not full payments have been made.

**Sale of tangible fixed assets** refers to the actual amount received/realized (**not** book value) from the sale of tangible fixed assets during the year including the value of tangible fixed assets transferred to other establishments of the same enterprise.

**Losses and damages** refer to the decrease in the book value of tangible fixed assets due to theft, major catastrophe, and other accidental destructions.

TYPE OF TANGIBLE FIXED ASSETS	LN NO	VALUE IN PESOS (Omit Centavos)			
		CAPITAL EXPENDITURES FOR TANGIBLE FIXED ASSETS		SALE OF TANGIBLE FIXED ASSETS	LOSSES AND DAMAGES
		Total	Percent Directly Imported		
		(1)	(2)	(3)	(4)
a. Land ( <b>INCLUDE:</b> Land used in the operation of business.)	01				
b. Buildings, other structures and land improvements ( <b>INCLUDE:</b> Leasehold improvements; Major repair, renovations and additions.)	02				
c. Transport equipment ( <b>INCLUDE:</b> Aircrafts, ships/vessels, trains, buses, cars, delivery trucks and other transport equipment.)	03				
d. Machinery and equipment (sum of 1 and 2)	04				
1. ICT machinery and equipment ( <b>INCLUDE:</b> Computer and peripherals; Telecommunications equipment and apparatus.)	05				
2. Other machinery and equipment ( <b>INCLUDE:</b> Electronic machinery and equipment other than telecommunications; Furniture and fixtures.)	06				
e. Valuables ( <b>INCLUDE:</b> Precious, stones and metals; Paintings; Sculptures; Antiques; etc.)	07				
f. Other tangible fixed assets not included above <b>Specify:</b> _____	08				
g. <b>Total</b> (sum of a to f)	09				

Continued on Page 9

⇒ Page 9	PLEASE ENTER ON THE APPROPRIATE SPACE OR BOX THE DATA REQUESTED.	
CAPITAL EXPENDITURES FOR ALL TANGIBLE FIXED ASSETS BY MODE OF ACQUISITION		
<b>18. Capital Expenditures for All Tangible Fixed Assets by Mode of Acquisition in 2010</b> ⇒ Report the full value of all tangible fixed assets acquired in 2010 by mode of acquisition. Total in this item should be equal to the <b>Total</b> reported in Item 17 column 1.		
<p><b>New tangible fixed assets</b> refer to brand new tangible fixed assets acquired during the year, including directly/newly imported tangible fixed assets. <b>Directly/newly imported tangible fixed assets</b> are considered new whether or not they were used before they were imported.</p> <p><b>Major alterations and improvements on tangible fixed assets</b> are done to increase the performance or capacity of existing fixed assets or to significantly extend their expected useful lives.</p> <p><b>Used tangible fixed assets</b> refer to those that have been previously used within the country.</p> <p><b>Tangible fixed assets produced on own account</b> refer to the physical assets produced by the establishment for its own use. It should be valued as the cost of all work put in place including overhead cost.</p>		
<b>MODE OF ACQUISITION</b>	<b>LN NO</b>	<b>VALUE IN PESOS</b> (Omit Centavos)
a. New fixed assets	01	
b. Major alterations and improvements on tangible fixed assets	02	
c. Land and used tangible fixed assets	03	
d. Tangible fixed assets produced on own account	04	
e. <b>Total</b> (sum of a to d)	05	
CAPITAL EXPENDITURES FOR INTANGIBLE ASSETS		
<b>19. Capital Expenditures for Intangible Assets in 2010</b> ⇒ Report the full value of all intangible fixed and non-produced assets acquired in 2010.		
<b>TYPE OF INTANGIBLE ASSETS</b>	<b>LN NO</b>	<b>VALUE IN PESOS</b> (Omit Centavos)
a. Intangible non-produced assets ( <b>INCLUDE:</b> Purchased goodwill; Patents; Trademarks; Franchises; Licenses; Copyrights; Leases and other transferable contracts.)	01	
b. Computer software and databases ( <b>INCLUDE:</b> Computer programs; Systems and applications software purchased; Computer software developed in-house; Computer databases purchased; and Computer databases developed in-house.)	02	
c. Entertainment, literary and artistic originals ( <b>INCLUDE:</b> Original films, sound recordings, manuscripts, tapes, models, etc., on which drama performances, radio and television programming, musical performances, sporting events, literary and artistic output, etc., are recorded.)	03	
d. Other intangible assets ( <b>INCLUDE:</b> Other produced intangible asset not included above.)	04	
e. <b>Total</b> (sum of a to d)	05	

Continued on Page 10

⇒ Page 10	PLEASE ENTER ON THE APPROPRIATE SPACE OR BOX THE DATA REQUESTED.	
BOOK VALUE OF TANGIBLE FIXED ASSETS		
<b>20. Book Value of Tangible Fixed Assets as of 31 December 2010</b>		
<div style="border: 1px solid black; padding: 5px;"> <b>Book value</b> refers to the initial or acquisition cost of tangible fixed assets <u>less</u> accumulated depreciation charges. Also include in Book Value as of December 31, the capital expenditures for the corresponding tangible fixed assets.         </div>		
<b>TYPE OF FIXED ASSETS</b>	<b>LN NO</b>	<b>VALUE IN PESOS</b> (Omit Centavos)
a. Land ( <b>INCLUDE:</b> Land used in the operation of business.)	01	
b. Buildings, other structures and land improvements ( <b>INCLUDE:</b> Leasehold improvements; Major repairs, renovations and addition.)	02	
c. Transport equipment ( <b>INCLUDE:</b> Aircrafts, ships/vessels, trains, buses, cars, delivery trucks and Other transport equipment.)	03	
d. Machinery and equipment (sum of 1 and 2)	04	
1. ICT machinery and equipment ( <b>INCLUDE:</b> Computer and peripherals; Telecommunications equipment and apparatus.)	05	
2. Other machinery and equipment ( <b>INCLUDE:</b> Electronic machinery and equipment other than telecommunications; Furniture and fixtures.)	06	
e. Valuables ( <b>INCLUDE:</b> Precious stones and metals; Paintings; Sculptures; Antiques; etc.)	07	
f. Other fixed assets not included above, <b>Specify:</b> _____	08	
g. <b>Total</b> (sum of a to f)	09	
BOOK VALUE OF INTANGIBLE ASSETS		
<b>21. Total Value of Intangible Assets as of 31 December 2010</b>		
<b>TYPE OF INTANGIBLE ASSETS</b>	<b>LN NO</b>	<b>VALUE IN PESOS</b> (Omit Centavos)
a. Intangible non-produced assets ( <b>INCLUDE:</b> Goodwill; Patents; Trademarks; Franchises; Licenses; Copyrights; Leases and other transferable contracts.)	01	
b. Computer software and databases ( <b>INCLUDE:</b> Computer programs; Systems and applications software purchased; Computer software developed in-house; Computer databases purchased; Computer databases developed in-house.)	02	
c. Entertainment, literary and artistic originals ( <b>INCLUDE:</b> Original films, sound recordings, manuscripts, tapes, models, etc., on which drama performances, radio and television programming, musical performances, sporting events, literary and artistic output, etc., are recorded.)	03	
d. Other intangible assets ( <b>INCLUDE:</b> Other produced intangible asset not included above.)	04	
e. <b>Total</b> (sum of a to d)	05	
CAPACITY UTILIZATION		
<b>22. Average Capacity Utilization Rate of this Establishment in 2010</b> (Not Applicable)		

Continued on Page 11



⇒ Page 11	PLEASE ENTER ON THE APPROPRIATE SPACE OR BOX THE DATA REQUESTED.
-----------	--

**INVENTORIES**

**23. Inventories in 2010**

***Inventories** refer to stocks of goods owned by or under the control of the establishment as of a fixed date, regardless of where the stocks are located.*

***Valuation** should be at current replacement cost in **purchaser's price** at the indicated dates.*

***Replacement cost** is the cost of an item in terms of its present price rather than its original cost.*

TYPE OF INVENTORIES	LN NO	VALUE IN PESOS (Omit Centavos)	
		As of 1 January 2010 (1)	As of 31 December 2010 (2)
a. Real estate for sale	01		
b. Materials and supplies	02		
c. Fuels, lubricants, oils and greases	03		
d. Goods for resale	04		
e. Others, <i><b>Specify:</b></i> _____	05		
f. <b>Total</b> (sum of a to e)	06		

**24. Branches, Divisions, Plants Owned or Controlled (for Main Office)**

⇒ Please use additional sheets if necessary.

*List name, address, total employment as of 15 November 2010 and year started operation of branches, divisions, plants, or other establishments that this establishment owns or controls.*

	NAME OF BRANCH/ DIVISION/PLANT  (1)	ADDRESS  (2)	TOTAL EMPLOYMENT as of 15 November 2010 (3)	YEAR STARTED OPERATION (4)	DO NOT FILL (For NSO Use Only) PRV/MUN/BGY ECN (5)
1					
2					
3					
4					
5					

Continued on Page 12

⇒ Page 12	PLEASE ENTER ON THE APPROPRIATE SPACE OR BOX THE DATA REQUESTED.
-----------	--

## 25. REMARKS

⇒

**CERTIFICATION**

I hereby certify that this report for the period \_\_\_\_\_ to \_\_\_\_\_ has been completed as accurately as the records of this establishment allow and with the best estimates in some instances.

Name \_\_\_\_\_

Signature \_\_\_\_\_

Position Title/Designation \_\_\_\_\_

Date \_\_\_\_\_

**CONTACT PERSON**

Person to be contacted for queries regarding this form:

Name \_\_\_\_\_ Address \_\_\_\_\_

Position Title/Designation \_\_\_\_\_

Tel. No. \_\_\_\_\_ Fax No. \_\_\_\_\_ Email Address \_\_\_\_\_

**DO NOT FILL (FOR NSO USE ONLY)**

Activity	Name	Signature	Number of items	Date
Distributed by				/ /
Collected by				/ /
Field Edited by				/ /
Manually Edited by				/ /
Edited/Coded by CO				/ /
Verified by CO				/ /

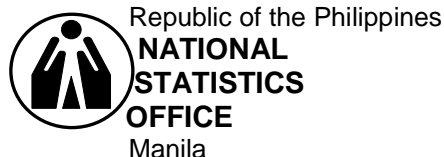
**THANK YOU FOR ACCOMPLISHING THIS FORM!**

## 2010 ASPBI Sampling Rates by Sector, Employment Strata and 5 Digit Industries

SECTOR / INDUSTRY	Employment Rates by Employment Stratum				
	1-9	10-19	20-49	50-99	100 & Over
Agriculture, Forestry and Fishing	10%	15%	25%	50%	100%
Mining and Quarrying	100%	100%	100%	100%	100%
Manufacturing					
C19200 - Manufacturing of refined petroleum products	100%	100%	100%	100%	100%
C19900 - Manufacture of other fuel products	100%	100%	100%	100%	100%
C23940 - Manufacture of cement	100%	100%	100%	100%	100%
C26110 - Manufacture of electronic valves and tubes	100%	100%	100%	100%	100%
C26120 - Manufacture of semi-conductor devices and other electronic	100%	100%	100%	100%	100%
C26200 - Manufacture of computers and peripheral equipment and	100%	100%	100%	100%	100%
C26300 - Manufacture of communication equipment	100%	100%	100%	100%	100%
C26400 - Manufacture of consumer electronics	100%	100%	100%	100%	100%
Other Industries	10%	15%	25%	50%	100%
Electricity, Gas, Steam and Air Conditioning Supply	100%	100%	100%	100%	100%
Water Supply, Sewerage, Waste Management and Remediation Activities	10%	15%	25%	50%	100%
Construction	10%	15%	25%	50%	100%
Wholesale and Retail Trade, Repair of Motor Vehicles and Motorcycles					
G46510 - Wholesale of computers, computer peripheral equipment and	100%	100%	100%	100%	100%
G46521 - Wholesale of electronic valves and tubes	100%	100%	100%	100%	100%
G46522 - Wholesale of semi-conductor devices	100%	100%	100%	100%	100%
G46523 - Wholesale of micro-chips and integrated circuits	100%	100%	100%	100%	100%
G46524 - Wholesale of printed circuits	100%	100%	100%	100%	100%
G46526 - Wholesale of telephone and communications equipment including parts and accessories	100%	100%	100%	100%	100%
Other Industries	10%	15%	25%	50%	100%
Transportation and Storage	10%	15%	25%	50%	100%
Accommodation and Food Service Activities	10%	15%	25%	50%	100%
Information and Communication					
J58110 - Book publishing	100%	100%	100%	100%	100%
J58130 - Publishing of newspaper, journals and periodicals	100%	100%	100%	100%	100%
J58190 - Other publishing activities	100%	100%	100%	100%	100%
J58200 - Software publishing	100%	100%	100%	100%	100%
J59110 - Motion picture, video and television programme activities	100%	100%	100%	100%	100%
J59120 - Motion picture, video and television programme post-production	100%	100%	100%	100%	100%
J59130 - Motion picture, video and television programme distribution activities	100%	100%	100%	100%	100%
J59140 - Motion picture projection activities	100%	100%	100%	100%	100%
J59201 - Sound recording activities	100%	100%	100%	100%	100%
J59202 - Publishing of music	100%	100%	100%	100%	100%

## 2010 ASPBI Sampling Rates by Sector, Employment Strata and 5 Digit Industries

SECTOR / INDUSTRY	Employment Rates by Employment Stratum				
	1-9	10-19	20-49	50-99	100 & Over
J60101 - Radio broadcasting and relay station and studios	100%	100%	100%	100%	100%
including closed circuit television services	100%	100%	100%	100%	100%
J60202 - Television program production	100%	100%	100%	100%	100%
J61101 - Wired (landline) services	100%	100%	100%	100%	100%
J61102 - Wired internet access service activities (e.g. dsl, leased line, dial-up)	100%	100%	100%	100%	100%
J61103 - Telegraph, facsimile/telex, and telex services	100%	100%	100%	100%	100%
J61109 - Other wired telecommunications activities, including pay telephone	100%	100%	100%	100%	100%
J61201 - Wireless landline services	100%	100%	100%	100%	100%
J61202 - Mobile telecommunications services	100%	100%	100%	100%	100%
J61203 - Wireless internet access services (e.g. internet service provider)	100%	100%	100%	100%	100%
J61209 - Other wireless telecommunication services, n.e.c.	100%	100%	100%	100%	100%
J61300 - Satellite telecommunication activities	100%	100%	100%	100%	100%
J61902 - Internet access in facilities open to the public service activities	100%	100%	100%	100%	100%
J61909 - Other telecommunication activities	100%	100%	100%	100%	100%
J62010 - Computer programming activities	100%	100%	100%	100%	100%
J62020 - Computer consultancy and computer facilities management activities	100%	100%	100%	100%	100%
J62090 - Other information technology and computer service activities	100%	100%	100%	100%	100%
J63111 - Data processing	100%	100%	100%	100%	100%
J63112 - Website hosting services	100%	100%	100%	100%	100%
J63113 - Application hosting services	100%	100%	100%	100%	100%
J63910 - News agency activities	100%	100%	100%	100%	100%
J63990 - Other information service activities, n.e.c.	100%	100%	100%	100%	100%
Financial and Insurance Activities					
K64200 - Activities of holding companies	100%	100%	100%	100%	100%
Other industries	10%	15%	25%	50%	100%
Real Estate Activities	10%	15%	25%	50%	100%
Professional, Scientific and Technical Activities	10%	15%	25%	50%	100%
Administrative and Support Service Activities	10%	15%	25%	50%	100%
Education	10%	15%	25%	50%	100%
Human Health and Social Work Activities	10%	15%	25%	50%	100%
Arts, Entertainment, and Recreation	10%	15%	25%	50%	100%
Other Service Activities					
S95110 - Repair of computers and peripheral equipment	100%	100%	100%	100%	100%
S95120 - Repair of communication equipment	100%	100%	100%	100%	100%
S95210 - Repair of consumer electronics	100%	100%	100%	100%	100%
Other industries	10%	15%	25%	50%	100%



**SPECIAL ORDER NO. 2011- 7**

**TO** : ALL CONCERNED OFFICIALS AND EMPLOYEES

**SUBJECT** : Membership in the Committees and Working Groups of the 2010 ASPBI, SICT and SECE

**DATE** : January 5, 2010

To facilitate the planning activities and the smooth conduct of the 2010 Annual Survey of the Philippine Business and industry (ASPBI), 2010 Survey on Information and Communication Technology (SICT), and 2010 Survey on Energy Consumption of Establishments (SECE), the following officials and employees are hereby designated as members of Committees and Working Groups to perform specific functions in addition to their regular office duties:

**I. Steering Committee**

Chairman: Administrator - Carmelita N. Ericta

Vice-Chairman: Deputy Administrator - Paula Monina G. Collado

Members:

Director, Industry and Trade Statistics Department (ITSD) – Estela T. De Guzman

Director, Information and Resources Department – Valentino C. Abuan

Director, Household Statistics Department – Socorro D. Abejo

Director, General Administration Department – Fiel C. Pizarro

Regional Director, National Capital Region (NCR) – Lourdes V. Homecillo

Terms of Reference:

1. Provides overall direction for the implementation of the various activities of the 2010 ASPBI, SICT and SECE.
2. Approves survey design and field operation plans.
3. Approves work plans of committees and working groups.
4. Approves budget proposal and budgetary allocations.
5. Conducts regular quarterly meetings and other meetings as the need arises.

Secretariat: Statistician II, Business and Services Statistics Division (BSSD) – Mari-Belle D. Dy  
Statistician II, BSSD – Glen G. Polo

## **II. Technical Committee**

Chairman: Director, ITSD – Estela T. De Guzman  
Co-Chairman: Chief, Statistical Sampling and Operations Division (SSOD) - Elsie B. Solidum

**Members:**

RD, NCR – Lourdes V. Homecillo  
RD, Region IVA – Rosalinda P. Bautista  
RD, Region III – Edgardo G. Pare  
Chief, BSSD - Katrina G. Esclamad  
Chief, Economic Indices and Indicators Division (EIID) – Rosie B. Sta. Ana  
OIC-Chief, Industry Statistics Division (ISD) – Dulce A. Regala  
Chief, Information Technology Systems and Research Division (ITSRD) – Veronica P. Pido  
Statistician IV, SSOD – Juanita B. Soriano  
Statistician IV, BSSD – Apolinar F. Oblea  
Statistician IV, Foreign Trade Statistics Section (FTSS) – Ma. Julieta P. Soliven  
Statistician IV, ISD – Josephine S. Albino  
Information Systems Analyst III, ITSRD – Noel P. Perez

**Terms of Reference:**

1. Reviews timetable of activities and work plans.
2. Reviews survey design including scope and coverage, data items, concepts and definitions.
3. Organizes consultative fora with stakeholders.
4. Reviews resource requirements (budget, hardware and manpower).
5. Monitors progress of Working Groups and resolves administrative, technical and operational issues that may arise.
6. Conducts regular monthly meetings and other meetings as the need arises.
7. Submits quarterly progress report to the Steering Committee.
8. Documents all proceedings of the Committee.
9. Performs other duties as directed by Steering Committee.

Secretariat: Statistician II, BSSD – Mari-Belle D. Dy  
Statistician II, BSSD – Glen G. Polo

## **III. Working Group on Questionnaire Design, Manuals and Field Operations**

Chairman: OIC-Chief, ISD – Dulce Regala  
Co-Chairman: Chief, BSSD – Katrina Esclamad

**Members:**

Chief, SSOD – Elsie Solidum  
Statistician IV, ISD – Josephine Albino  
Statistician IV, EIID – Elena Varona  
Statistician III, BSSD – Anilor Fontanilla  
Statistician III, BSSD – Carole Blanco  
Statistician III, BSSD – Jean Floirendo  
Statistician III, ISD – Anita Bрева  
Statistician III, ISD – Felicidad Hebron  
Computer Programmer III, ITSRD – Renato Asuncion  
Computer Programmer III, ITSRD – Florencio Atentar  
Statistician II, BSSD – Felisa Abad  
Statistician II, BSSD – Emerson Aquino  
Statistician II, BSSD – Mari-Belle Dy  
Statistician II, BSSD – Glen Polo  
Statistician II, ISD – Jonyper Molejon  
Statistician II, ISD – Cherilyn Cosico  
Statistician II, ISD – Sharon Martinez

Terms of Reference:

1. Designs ASPBI, SICT and SECE questionnaires and other forms.
2. Conducts pre-test of the questionnaires through Focus Group Discussions with data suppliers.
3. Prepares Field Operations Plan including spotchecking.
4. Prepares Field Operations and Processing Manual.
5. Prepares Central Office Processing Manual.
6. Prepares requirements for NSCB survey clearance.
7. Consolidates narrative reports on field operations including spotchecking.
8. Conducts bi-monthly meetings and other meetings as the need arises.
9. Submits monthly progress report to the Technical Committee
10. Documents all proceedings of the Working Group and prepares relevant chapter of the procedural history.
11. Performs other duties as directed by Technical Committee

Secretariat: Statistician I, ISD – Jennette Herrera  
Statistician I, ISD – Joyce Egsan  
Statistician I, ISD – Aldrich Erquiza

#### **IV. Working Group on Sampling Design, Sample Selection and Estimation**

Chairman: Chief, SSOD – Elsie Solidum  
Vice-Chairman: Statistician IV, SSOD – Juanita Soriano  
Members:

Statistician III, BSSD – Jean Floirendo  
Statistician III, EIID – Karen Firshan  
Statistician III, ISD – Felicidad Hebron  
Statistician III, SSOD – Nenita Rebarter  
Statistician III, SSOD – Mario Ilagan II  
Information Systems Analyst III, ITSRD – Noel Perez  
Computer Programmer II, ITSRD – Rosalinda Sacdalan  
Statistician I, SSOD – Myra Yepes

Terms of Reference:

1. Determines and recommends scope and coverage for the ASPBI, SICT and SECE.
2. Reviews and develops sampling design for the ASPBI, SICT and SECE.
3. Prepares estimation procedures.
4. Prepares materials and presents sampling design for review and approval of Technical Committee and Steering Committee.
5. Draws samples for ASPBI, SICT and SECE.
6. Prepares control list of samples.
7. Conducts bi-monthly meetings and other meetings as the need arises.
8. Submits monthly progress report to the Technical Committee.
9. Documents all proceedings of the Working Group and prepares relevant chapter of the procedural history.
10. Performs other duties as directed by Technical Committee.

Secretariat: Statistician I, SSOD – Alex Polo  
Asst. Statistician, SSOD – Rizabelle Lorenzo  
Asst. Statistician, ITSD – Ismael Dayag Jr.

## **V. Working Group on Training**

Chairman: Statistician IV, FTSS – Ma. Julieta Soliven

Co-Chairman: Statistician III, FTSS – Soraya de Guzman

Members:

Administrative Officer V, HRMD – Daisy Adlawan  
Statistician III, SSOD – Nenita Rebarter  
Computer Programmer III, ITSRD – Raymond Nimeno  
Statistician II, BSSD – Belinda Intalan  
Statistician II, BSSD – Glenda Angeles  
Statistician II, EIID – Edgar Valerio Jr.  
Statistician II, ISD – Thelma Lofranco  
Statistician II, ISD – Jonyper Molejon  
Statistician II, ISD – Cecilia Matienzo  
Statistician I, ISD – Jose Alvin Almedilla  
Statistician I, ISD – Marcelina Flores  
Statistician I, FTSS – Epifanio Cruz Jr.

Terms of Reference:

1. Prepares training plan and training design.
2. Prepares training materials and travel order.
3. Consolidates Narrative Reports of training.
4. Prepares Evaluation Form for Trainers and Trainees
5. Prepares Training Evaluation Report.
6. Conducts bi-monthly meetings and other meetings as the need arises.
7. Submits monthly progress report to the Technical Committee.
8. Documents all proceedings of the Working Group and prepares relevant chapter of the procedural history.
9. Performs other duties as directed by Technical Committee.

Secretariat: Statistician I, ISD – Robert Concepcion

Asst. Statistician, SSOD – Leilan Suerte Lacbayan

## **VI. Working Group on Publicity and Data Dissemination**

Chairman: Chief, EIID – Rosie Sta. Ana

Co-Chairman: OIC-Chief, DISD – Vincent Morris Olavar

Members:

PRO, Office of the Administrator – Cristy Oliveros  
HRMO IV, Human Resource Management Division – Hilda Ballesfin  
Statistician III, SSOD – Nenita Rebarter  
Statistician III, EIID – Dulce Joy Sorino  
Computer Programmer III, ITSRD – Renato Asuncion  
Statistician II, BSSD – Belinda Intalan  
Statistician II, BSSD – Glenda Angeles  
Statistician II, EIID – Francis Manalili  
Statistician II, EIID – Robert Alegre  
Statistician II, ISD – Cecilia Matienzo  
Statistician II, SSOD – Elizabeth Pajigal

Terms of Reference:

1. Plans and implements publicity program.
2. Plans and organizes data dissemination fora.
3. Prepares publication plans.
4. Conducts bi-monthly meetings and other meetings as the need arises.



5. Submits monthly progress report to the Technical Committee.
6. Documents all proceedings of the Working Group and prepares relevant chapter of the procedural history.
7. Performs other duties as directed by Technical Committee.

Secretariat: Statistician I, EIID – Teresita Miranda  
Statistician I, EIID – Aldrin Nofies

## **VII. Working Group on Logistics and Budget Preparation**

Chairman: Statistician IV, BSSD – Apolinar Oblea

Co-Chairman: Statistician III, ISD – Jennifer Pevidal

Members:

Budget Officer IV, Budget Division – Evelyn Tolentino  
Administrative Officer IV, Supply - Federico Boncato Jr.  
Statistician III, EIID - Alicia Lorenzo  
Statistician II, BSSD – Wilfredo Montano Jr.  
Statistician II, BSSD – Ralph Bariata  
Statistician II, BSSD – Marivic Acosta  
Statistician II, ISD – Apolinario Rosario Jr.  
Statistician II, SSOD – Redempta Velilla  
Statistician I, BSSD – Harold Carpio  
Statistician I, FTSS – Epifanio Cruz Jr.  
Statistician I, BSSD – Blanca Niña Yabut  
Statistician I, BSSD – Randy Ami  
Statistician I, ISD – Jose Alvin Almedilla  
Statistician I, ISD – Jessica Eustacio  
Statistician I, SSOD – Alex Polo  
Statistician I, SSOD – Myra Yepes  
Freight Service Supervisor II, Administrative Services Division (ASD) – Vicente Cumagun

Terms of Reference:

1. Prepares budget/cost estimate
2. Prepares workload and manpower requirements.
3. Prepares allocation of supplies and materials, forms, questionnaires and manuals.
4. Coordinates with ASD the procurement of supplies and materials
5. Coordinates with the printing of questionnaires, manual and forms.
6. Coordinates with shipment of questionnaires, manual and materials to field offices.
7. Conducts bi-monthly meetings and other meetings as the need arises.
8. Submits monthly progress report to the Technical Committee.
9. Documents all proceedings of the Working Group and prepares relevant chapter of the procedural history.
10. Performs other duties as directed by Technical Committee.

Secretariat: Statistician I, BSSD – John Paul Sacop  
Asst. Statistician, ITSD – Louis Ceralde

## **VIII. Working Group on Machine Processing**

Chairman: Chief, BSSD – Katrina Esclamad

Co-Chairman: OIC-ISD – Dulce Regala

Members:

Chief, Information Technology Operations Division – Elpidio Nogales Jr.  
Statistician IV, ISD – Josephine Albino  
Information Systems Analyst III, ITSRD – Noel Perez  
Computer Programmer III, ITSRD – Raymond Nimeno  
Computer Programmer II, ITSRD – Enrique Maglalang  
Statistician III, BSSD – Carole Blanco  
Statistician III, BSSD – Anilor Fontanilla  
Statistician III, ISD – Anita Brevia  
Statistician III, SSOD – Mario Ilagan II  
Statistician II, BSSD – Stephen Bello  
Statistician II, BSSD – Emerson Aquino  
Statistician II, BSSD – Ralph Bariata  
Statistician II, BSSD – Felisa Abad  
Statistician II, BSSD – Glen Polo  
Statistician II, ISD – Apolinario Rosario Jr.  
Statistician II, ISD – Thelma Lofranco  
Statistician II, ISD – Sharon Martinez  
Statistician II, ISD – Cherilyn Cosico  
Statistician I, BSSD – Belen Salvacion Aguilar  
Statistician I, ISD – Myrly Lilia Cuachin

Terms of Reference:

1. Prepares tabulation formats and specifications.
2. Prepares machine edit specifications including Monitoring and Tracking System.
3. Prepares computer systems design.
4. Develops computer programs.
5. Prepares Machine Processing Manual.
6. Conducts bi-monthly meetings and other meetings as the need arises.
7. Submits monthly progress report to the Technical Committee.
8. Documents all proceedings of the Working Group and prepares relevant chapter of the procedural history.
9. Performs other duties as directed by Technical Committee.

Secretariat: Statistician I, BSSD – Miriam Dumalaog  
Statistician I, BSSD – Randy Ami  
Statistician I, ISD – Nalyn Calias

THIS SPECIAL ORDER SHALL TAKE EFFECT IMMEDIATELY AND SHALL CONTINUE TO BE ENFORCED UNTIL THE COMPLETION OF THE DUTIES AND RESPONSIBILITIES AS SPECIFIED IN THE TERMS OF REFERENCE.

  
**CARMELITA N. ERICTA**  
Administrator

AO      DAO  
GAD    HRMD    BD  
ITSD    BSSD    EIID    ISD    SSOD  
All persons concerned

BSSD/GGP