

**VOLUME X**

**ISSN 1908 - 0425**

# **2010 ANNUAL SURVEY OF PHILIPPINE BUSINESS AND INDUSTRY**



## **INFORMATION AND COMMUNICATION**



Republic of the Philippines  
**NATIONAL STATISTICS OFFICE**  
Manila

# **2010 ANNUAL SURVEY OF PHILIPPINE BUSINESS AND INDUSTRY**

## **INFORMATION AND COMMUNICATION**



Republic of the Philippines  
**NATIONAL STATISTICS OFFICE**  
Manila



**REPUBLIC OF THE PHILIPPINES**

*His Excellency*

**PRESIDENT BENIGNO SIMEON C. AQUINO III**



**NATIONAL STATISTICS OFFICE**

**CARMELITA N. ERICTA**

*Administrator*

**PAULA MONINA G. COLLADO**

*Deputy Administrator*


**ISSN 1908 - 0425**

## FOREWORD

This volume contains the final results of the **2010 Annual Survey of Philippine Business and Industry (ASPBI)** for **Section J (Information and Communication)**. The 2010 ASPBI was conducted in April 2011 with 2010 as the reference period, except for employment which is as of November 15, 2010.

Statistics on the number of establishments, employment, compensation, revenue, cost, fixed assets, capital expenditures, inventories, and value added are presented by region and industry sub-class for establishments with total employment of 20 and over. Furthermore, statistics for all establishments and establishments with total employment of less than 20 are presented at the national level and by industry sub-class for easy reference of data users. Information contained in this report will be useful to government and non-government agencies in formulating and implementing economic plans and programs.

This Office acknowledges with sincere thanks and appreciation the cooperation of reporting establishments.



**CARMELITA N. ERICATA**  
Administrator

Manila, Philippines  
April 2013

# Table of Contents

	Page
<b>FOREWORD</b> .....	iii
<b>EXPLANATORY TEXT</b> .....	xiii
INTRODUCTION .....	xiii
Uses of Survey Data .....	xiv
ASPBI Slogan and Logo .....	xv
LEGAL AUTHORITY .....	xv
SCOPE AND COVERAGE .....	xvi
UNIT OF ENUMERATION .....	xvii
SURVEY DESIGN .....	xviii
Classification of Establishments .....	xviii
Frame of Establishments .....	xx
SAMPLING DESIGN .....	xxi
Sampling Units .....	xxi
Sampling Domain .....	xxii
Sample Size .....	xxv
Sample Allocation .....	xxvii
Sample Selection .....	xxix
Estimation Procedure .....	xxix
Questionnaire Design .....	xxxii
Reference Period .....	xxxiv
SURVEY OPERATIONS .....	xxxiv
Preparatory Activities .....	xxxiv
Publicity .....	xxxiv
Training .....	xxxv
Field Operations .....	xxxv
Data Processing .....	xxxvi
Tabulation .....	xxxvii
Dissemination .....	xxxviii
RESPONSE RATE .....	xl
CONCEPTS AND DEFINITIONS .....	xli
Kinds of Establishments .....	xliii
Symbols and Abbreviations .....	xliv

*Table of Contents - continued*

	<b>Page</b>
<b>BRIEF ANALYSIS.....</b>	xlv
<b>Table</b>	
A Summary Statistics for Information and Communication Establishments for All Employment Sizes by Industry Group: Philippines, 2010.....	lii
B Summary Statistics for Information and Communication Establishments with Total Employment of 20 and Over by Industry Group: Philippines, 2010 .....	liii
C Summary Statistics for Information and Communication Establishments with Total Employment of Less Than 20 by Industry Group: Philippines, 2010 .....	liv
D Summary Statistics for Information and Communication Establishments with Total Employment of 20 and Over by Region: Philippines, 2010....	lv
R1 Selected Indicators for Information and Communication Establishments for All Employment Sizes by Industry Group: Philippines, 2010.....	lvi
R2 Indicators for Information and Communication Establishments with Total Employment of 20 and Over by Industry Group: Philippines, 2010.....	lvii
R3 Indicators for Information and Communication Establishments with Total Employment of Less Than 20 by Industry Group: Philippines, 2010.....	lviii

**STATISTICAL TABLES FOR ALL EMPLOYMENT SIZES: 2010**

**National  
Tables**

1	Summary Statistics for Information and Communication Establishments for All Employment Sizes by Industry Sub-Class: Philippines, 2010 .....	3
2	Number of Establishments and Employment by Type and Sex of Worker for Information and Communication Establishments for All Employment Sizes by Industry Sub-Class: Philippines, 2010 .....	7

*Table of Contents - continued*

	<b>Page</b>
3      Number of Establishments and Compensation, Separation and Retirement Pay of Employees for Information and Communication Establishments for All Employment Sizes by Industry Sub-class: Philippines, 2010 .....	9
4      Number of Establishments and Revenue by Type for Information and Communication Establishments for All Employment Sizes by Industry Sub-Class: Philippines, 2010 .....	11
4.1    Number of Establishments and Revenue from Main Activity by Type of Transaction for Information and Communication Establishments for All Employment Sizes by Industry Sub-Class: Philippines, 2010 .....	15
4.2    Number of Establishments and Value of Non-Industrial Services Done for Others by Type for Information and Communication Establishments for All Employment Sizes by Industry Sub-Class: Philippines, 2010 .....	17
5      Number of Establishments and Cost by Type for Information and Communication Establishments for All Employment Sizes by Industry Sub-Class: Philippines, 2010 .....	19
5.1    Number of Establishments and Cost of Industrial Services Done by Others by Type for Information and Communication Establishments for All Employment Sizes by Industry Sub-Class: Philippines, 2010 .....	27
5.2    Number of Establishments and Cost of Non-Industrial Services Done by Others by Type for Information and Communication Establishments for All Employment Sizes by Industry Sub-Class: Philippines, 2010 .....	29
6      Number of Establishments and Capital Expenditures by Type of Tangible Fixed Assets for Information and Communication Establishments for All Employment Sizes by Industry Sub-Class: Philippines, 2010 .....	31
6.1    Number of Establishments and Capital Expenditures for Directly Imported Tangible Fixed Assets for Information and Communication Establishments for All Employment Sizes by Industry Sub-Class: Philippines, 2010 .....	35
6.2    Number of Establishments and Capital Expenditures for Tangible Fixed Assets by Mode of Acquisition for Information and Communication Establishments for All Employment Sizes by Industry Sub-Class: Philippines, 2010 .....	37
6.3    Number of Establishments and Capital Expenditures for Intangible Assets by Type for Information and Communication Establishments for All Employment Sizes by Industry Sub-Class: Philippines, 2010 .....	39

*Table of Contents - continued*

		<b>Page</b>
7	Number of Establishments and Gross Additions to Tangible Fixed Assets for Information and Communication Establishments for All Employment Sizes by Industry Sub-Class: Philippines, 2010 .....	41
7.1	Number of Establishments and Sale of Tangible Fixed Assets by Type for Information and Communication Establishments for All Employment Sizes by Industry Sub-Class: Philippines, 2010 .....	43
7.2	Number of Establishments and Losses and Damages to Tangible Fixed Assets by Type for Information and Communication Establishments for All Employment Sizes by Industry Sub-Class: Philippines, 2010 .....	47
8	Number of Establishments and Book Value by Type of Tangible Fixed Assets for Information and Communication Establishments for All Employment Sizes by Industry Sub-Class: Philippines, 2010 .....	51
8.1	Number of Establishments and Value of Intangible Assets by Type for Information and Communication Establishments for All Employment Sizes by Industry Sub-Class: Philippines, 2010 .....	55
9	Number of Establishments and Value of Inventories for Information and Communication Establishments for All Employment Sizes by Industry Sub-class: Philippines, 2010 .....	57
10	Number of Reporting Establishments and Nationality with Highest Capital Participation Rate as of December 31 for Information and Communication Establishments for All Employment Sizes by Industry Sub-Class: Philippines, 2010 .....	61
 <b>STATISTICAL TABLES FOR ESTABLISHMENTS WITH TOTAL EMPLOYMENT OF 20 AND OVER: 2010</b>		
<b>National and Regional Tables</b>		
1a	Summary Statistics for Information and Communication Establishments with Total Employment of 20 and Over by Industry Sub-Class: Philippines, 2010 .....	67
2a	Number of Establishments and Employment by Type and Sex of Worker for Information and Communication Establishments with Total Employment of 20 and Over by Industry Sub-Class: Philippines, 2010 .....	77



*Table of Contents - continued*

	<b>Page</b>
3a Number of Establishments and Compensation, Separation and Retirement Pay of Employees for Information and Communication Establishments with Total Employment of 20 and Over by Industry Sub-class: Philippines, 2010	82
4a Number of Establishments and Revenue by Type for Information and Communication Establishments with Total Employment of 20 and Over by Industry Sub-Class: Philippines, 2010 .....	87
4a.1 Number of Establishments and Revenue from Main Activity by Type of Transaction for Information and Communication Establishments with Total Employment of 20 and Over by Industry Sub-Class: Philippines, 2010 .....	97
4a.2 Number of Establishments and Value of Non-Industrial Services Done for Others by Type for Information and Communication Establishments with Total Employment of 20 and Over by Industry Sub-Class: Philippines, 2010 .....	102
5a Number of Establishments and Cost by Type for Information and Communication Establishments with Total Employment of 20 and Over by Industry Sub-Class: Philippines, 2010 .....	107
5a.1 Number of Establishments and Cost of Industrial Services Done by Others by Type for Information and Communication Establishments with Total Employment of 20 and Over by Industry Sub-Class: Philippines, 2010 .....	127
5a.2 Number of Establishments and Cost of Non-Industrial Services Done by Others by Type for Information and Communication Establishments with Total Employment of 20 and Over by Industry Sub-Class: Philippines, 2010 .....	132
6a Number of Establishments and Capital Expenditures by Type of Tangible Fixed Assets for Information and Communication Establishments with Total Employment of 20 and Over by Industry Sub-Class: Philippines, 2010 .....	137
6a.1 Number of Establishments and Capital Expenditures for Directly Imported Tangible Fixed Assets for Information and Communication Establishments with Total Employment of 20 and Over by Industry Sub-Class: Philippines, 2010 .....	147
6a.2 Number of Establishments and Capital Expenditures for Tangible Fixed Assets by Mode of Acquisition for Information and Communication Establishments with Total Employment of 20 and Over by Industry Sub-Class: Philippines, 2010 .....	152

*Table of Contents - continued*

	<b>Page</b>
6a.3 Number of Establishments and Capital Expenditures for Intangible Assets by Type for Information and Communication Establishments with Total Employment of 20 and Over by Industry Sub-Class: Philippines, 2010 .....	157
7a Number of Establishments and Gross Additions to Tangible Fixed Assets for Information and Communication Establishments with Total Employment of 20 and Over by Industry Sub-Class: Philippines, 2010 ...	162
7a.1 Number of Establishments and Sale of Tangible Fixed Assets by Type for Information and Communication Establishments with Total Employment of 20 and Over by Industry Sub-Class: Philippines, 2010 ...	167
7a.2 Number of Establishments and Losses and Damages to Tangible Fixed Assets by Type for Information and Communication Establishments with Total Employment of 20 and Over by Industry Sub-Class: Philippines, 2010 .....	177
8a Number of Establishments and Book Value by Type of Tangible Fixed Assets for Information and Communication Establishments with Total Employment of 20 and Over by Industry Sub-Class: Philippines, 2010 ...	187
8a.1 Number of Establishments and Value of Intangible Assets by Type for Information and Communication Establishments with Total Employment of 20 and Over by Industry Sub-Class: Philippines, 2010 .....	197
9a Number of Establishments and Value of Inventories for Information and Communication Establishments with Total Employment of 20 and Over by Industry Sub-class: Philippines, 2010 .....	202
10a Number of Reporting Establishments and Nationality with Highest Capital Participation Rate as of December 31 for Information and Communication Establishments with Total Employment of 20 and Over by Industry Sub-Class: Philippines, 2010 .....	212
<b>STATISTICAL TABLES FOR ESTABLISHMENTS WITH TOTAL EMPLOYMENT OF LESS THAN 20: 2010</b>	
<b>National Tables</b>	
1b Summary Statistics for Information and Communication Establishments with Total Employment of Less Than 20 by Industry Sub-Class: Philippines, 2010 .....	225

*Table of Contents - continued*

	<b>Page</b>
2b Number of Establishments and Employment by Type and Sex of Worker for Information and Communication Establishments with Total Employment of Less Than 20 by Industry Sub-Class: Philippines, 2010 .....	227
3b Number of Establishments and Compensation, Separation and Retirement Pay of Employees for Information and Communication Establishments with Total Employment of Less Than 20 by Industry Sub-class: Philippines, 2010 .....	228
4b Number of Establishments and Revenue by Type for Information and Communication Establishments with Total Employment of Less Than 20 by Industry Sub-Class: Philippines, 2010 .....	229
4b.1 Number of Establishments and Revenue from Main Activity by Type of Transaction for Information and Communication Establishments with Total Employment of Less Than 20 by Industry Sub-Class: Philippines, 2010 .....	231
4b.2 Number of Establishments and Value of Non-Industrial Services Done for Others by Type for Information and Communication Establishments with Total Employment of Less Than 20 by Industry Sub-Class: Philippines, 2010 .....	232
5b Number of Establishments and Cost by Type for Information and Communication Establishments with Total Employment of Less Than 20 by Industry Sub-Class: Philippines, 2010 .....	233
5b.1 Number of Establishments and Cost of Industrial Services Done by Others by Type for Information and Communication Establishments with Total Employment of Less Than 20 by Industry Sub-Class: Philippines, 2010 .....	237
5b.2 Number of Establishments and Cost of Non-Industrial Services Done by Others by Type for Information and Communication Establishments with Total Employment of Less Than 20 by Industry Sub-Class: Philippines, 2010 .....	238
6b Number of Establishments and Capital Expenditures by Type of Tangible Fixed Assets for Information and Communication Establishments with Total Employment of Less Than 20 by Industry Sub-Class: Philippines, 2010 .....	239
6b.1 Number of Establishments and Capital Expenditures for Directly Imported Tangible Fixed Assets for Information and Communication Establishments with Total Employment of Less Than 20 by Industry Sub-Class: Philippines, 2010 .....	241

*Table of Contents - continued*

	<b>Page</b>
6b.2      Number of Establishments and Capital Expenditures for Tangible Fixed Assets by Mode of Acquisition for Information and Communication Establishments with Total Employment of Less Than 20 by Industry Sub-Class: Philippines, 2010 .....	242
6b.3      Number of Establishments and Capital Expenditures for Intangible Assets by Type for Information and Communication Establishments with Total Employment of Less Than 20 by Industry Sub-Class: Philippines, 2010 .....	243
7b        Number of Establishments and Gross Additions to Tangible Fixed Assets for Information and Communication Establishments with Total Employment of Less Than 20 by Industry Sub-Class: Philippines, 2010	244
7b.1      Number of Establishments and Sale of Tangible Fixed Assets by Type for Information and Communication Establishments with Total Employment of Less Than 20 by Industry Sub-Class: Philippines, 2010	245
7b.2      Number of Establishments and Losses and Damages to Tangible Fixed Assets by Type for Information and Communication Establishments with Total Employment of Less Than 20 by Industry Sub-Class: Philippines, 2010 .....	247
8b        Number of Establishments and Book Value by Type of Tangible Fixed Assets for Information and Communication Establishments with Total Employment of Less Than 20 by Industry Sub-Class: Philippines, 2010	249
8b.1      Number of Establishments and Value of Intangible Assets by Type for Information and Communication Establishments with Total Employment of Less Than 20 by Industry Sub-Class: Philippines, 2010	251
9b        Number of Establishments and Value of Inventories for Information and Communication Establishments with Total Employment of Less Than 20 by Industry Sub-class: Philippines, 2010 .....	252
10b      Number of Reporting Establishments and Nationality with Highest Capital Participation Rate as of December 31 for Information and Communication Establishments with Total Employment of Less Than 20 by Industry Sub-Class: Philippines, 2010 .....	254
 <b>APPENDICES</b>	
<b>Appendix 1      ASPBI Form 5 Questionnaire .....</b>	<b>259</b>

*Table of Contents - continued*

	<b>Page</b>
<b>Appendix 2</b> 2010 ASPBI: Sampling Strata by Sector .....	271
<b>Appendix 3</b> 2010 ASPBI Technical Working Groups .....	273

## EXPLANATORY TEXT

### INTRODUCTION

The Annual Survey of Philippine Business and Industry (ASPBI) is one of the designated statistical activities of the National Statistics Office (NSO). It is a nationwide undertaking designed to collect and generate information on the levels, structure, and trends of economic activities in the entire country. The 2010 ASPBI was conducted in 2011 with 2010 as reference year.

The 2009 Philippine Standard Industrial Classification (PSIC) was adopted for the first time in this survey round. This is the latest version of the industry classification in the country released by the NSCB after the 1994 PSIC was amended in 2002. It conforms with the International Standard Industrial Classification (ISIC) Revision 4 prescribed by the United Nations, but with modifications to suit national situation and requirement. The PSIC is a statistical classification of all economic activities, designed as a guide and a comprehensive framework for securing uniformity and comparability of both the government and private sectors. With the adoption of the 2009 PSIC, the ASPBI now covered 18 out of the 21 sectors of the Philippine economy, as compared to 14 out of 17 in the 1994 PSIC.

Presented in Table 1 are the series of each sector included in the annual surveys of establishments.

TABLE 1 Survey Series by Sector

Sector	N <sup>th</sup> Series	Sector	N <sup>th</sup> Series
Agriculture, Forestry and Fishing <sup>1/</sup>	17 <sup>th</sup>	Information and Communication <sup>2/</sup>	28 <sup>th</sup>
Mining and Quarrying	27 <sup>th</sup>	Financial and Insurance Activities	28 <sup>th</sup>
Manufacturing	41 <sup>st</sup>	Real Estate Activities <sup>3/</sup>	28 <sup>th</sup>
Electricity, Gas, Steam and Air Conditioning Supply	27 <sup>th</sup>	Professional, Scientific and Technical Services <sup>3/</sup>	28 <sup>th</sup>
Water Supply, Sewerage, Waste Management and Remediation Activities <sup>2/</sup>	1 <sup>st</sup>	Administrative and Support Service Activities <sup>3/</sup>	28 <sup>th</sup>
Construction	27 <sup>th</sup>	Education	28 <sup>th</sup>
Wholesale and Retail Trade, Repair of Motor Vehicles and Motorcycles	32 <sup>nd</sup>	Human Health and Social Work Activities	28 <sup>th</sup>

*Continued*

**TABLE 1 – Concluded**

Sector	N <sup>th</sup> Series	Sector	N <sup>th</sup> Series
Transportation and Storage	27 <sup>th</sup>	Arts, Entertainment and Recreation <sup>4/</sup>	28 <sup>th</sup>
Accommodation and Food Service Activities <sup>5/</sup>	28 <sup>th</sup>	Other Service Activities <sup>4/</sup>	28 <sup>th</sup>

**Notes:**

<sup>1/</sup> Fishing was combined in this sector

<sup>2/</sup> Newly created sectors

<sup>3/</sup> Activities separated from 1994 PSIC, Major Division K (Real Estate, renting and business activities)

<sup>4/</sup> Activities separated from 1994 PSIC, Major Division O (Other Community, Social and Personal Service Activities)

<sup>5/</sup> Formerly Hotels and Restaurants in the 1994 PSIC

**Uses of Survey Data**

Data collected from the 2010 ASPBI constitute bases upon which the government and the private sector can formulate policies and evolve economic development plans.

Specifically, the survey results are used in:

- constructing national and regional income accounts of the Philippine economy
- formulating development strategies and monitoring plans/policies in the attainment of national and regional goals
- determining and comparing regional economic structure and performance
- valuating conditions of the economy, employment and income perspective in order to make more informed decisions
- evaluating business options, assessing opportunities for new investments and estimating market shares of industries
- providing updates for the frame of establishments.

## ASPBI Slogan and Logo

*Providing Statistics for a Globally Competitive Economy* is the slogan of the census/survey of establishments since the 2000 Census of Philippine Business and Industry. Along with the slogan is the logo shown below.



The logo, which is a stylistic representation of the Filipino flag, capsulizes the objectives of the 2010 ASPBI.

The golden sun represents the vision of hope which reaches out like the sun's rays for the improvement of the quality of life of all Filipinos; the red chart, the desired trend of the country's economic progress; the white building, the businesses and industries that propel the growth of the economy; while the blue background symbolizes the cooperation between and among the data providers, data producers and data users.

## LEGAL AUTHORITY

The conduct of the 2010 ASPBI was undertaken by authority of the following legislative acts and presidential directives:

- Commonwealth Act No. 591 An Act to Create the Bureau of the Census and Statistics to consolidate statistical activities of the government therein which was approved on August 19, 1940. This empowers the Bureau, among other things, to prepare for and undertake all censuses of population, agriculture, industry and commerce.

### Penalty Clause

Section 3 of the Commonwealth Act No. 591 states that:

"... Any person who fails or refuses to accomplish, mail or deliver such questionnaire or form received by him to the Bureau of the Census and Statistics...or any person who in accomplishing any such questionnaire or form, knowingly gives data or information which shall prove to be materially untrue in any particular, or any person who signs such questionnaire or form after it has been accomplished in the knowledge that it is untrue in any particular shall upon conviction, be punished ..."

### Confidentiality of Information

Section 4 of the Commonwealth Act No. 591 states that:

"Data furnished the Bureau of the Census and Statistics by an individual, corporation, partnership, institution or business enterprise shall not be used as evidence in any court or in any public office either as evidence for or against the individual, corporation, association, partnership, institution or business enterprise from whom such data emanates; nor shall such data or information be divulged to any person except authorized employees of the Bureau of the Census and Statistics, acting in the performance of their duties; nor shall data be published except in the form of summaries or statistical tables in which no reference to an individual, corporation, association, partnership, institution, or



business enterprise shall appear. Any person violating the provisions of this section shall, upon conviction, be punished by a fine of not more than six hundred pesos or by imprisonment for not more than six months, or by both."

- Presidential Decree No. 418 dated March 20, 1974 reconstituted the Bureau of the Census and Statistics as a new agency to be known as the National Census and Statistics Office (NCSO), under the administrative supervision of the National Economic Development Authority (NEDA).
- Executive Order No. 121 Reorganization Act of the Philippine Statistical System, dated August 4, 1987 renamed the National Census and Statistics Office (NCSO) to National Statistics Office which shall be the major statistical agency responsible for generating general purpose statistics and undertaking such censuses and surveys.
- Executive Order 352 Designation of Statistical Activities that will generate critical data for decision-making by the Government and the Private Sector, dated July 1, 1996.
- Executive Order 5 **Strengthening** the National Statistics Office, dated July 29, 1998.

## SCOPE AND COVERAGE

The 2010 ASPBI is a nationwide undertaking confined to the formal sector of the economy and as such excludes the informal sector. The following comprise the formal sector:

1. Corporations and partnerships
2. Cooperatives and foundations
3. Single proprietorship with employment of 10 or more
4. Single proprietorship with branches

Starting with the 2006 Census of Philippine Business and Industry and thereafter, all establishment censuses and surveys conducted by NSO cover only the formal sector. The decision to include only the formal sector was based on the contribution of this group to the value added of the major sectors. In particular, the 2003 and 2005 ASPBI results showed that the contribution of the formal sector was at least 50 percent of value added. In 11 of the 14 sectors, value added of the formal sector ranged from 80 to 100 percent of the total.

Another consideration was the quality of the survey frame. The survey frame was extracted from the List of Establishments (LE). The series of updating operations since 1999 focused more on the updating of the formal sector. Budgetary constraint was the reason why coverage was limited to these economic units.

The absence of a clear delineation between household operated activities and businesses was one of the problems encountered in the creation of the frame. Limiting the coverage of the survey to the formal sector clearly defines the units in the survey frame.

Thus, the 2010 ASPBI covered only the following economic units:

- All establishments with total employment (TE) of 10 and over, and

- All establishments with TE of less than 10, except those establishments with Legal Organization = 1 (single proprietorship) and Economic Organization = 1 (single establishment), that are engaged in economic activities classified according to the 2009 Philippine Standard Industrial Classification (PSIC).

Listed below are the economic activities within the scope of the 2010 ASPBI.

TABLE 2 Scope of the 2010 ASPBI

Industry Code	Economic Activity	Industry Code	Economic Activity
A	Agriculture, Forestry and Fishing	J	Information and Communication
B	Mining and Quarrying	K	Financial and Insurance Activities
C	Manufacturing	L	Real Estate Activities
D	Electricity, Gas, Steam, and Air Conditioning Supply	M	Professional, Scientific and Technical Activities
E	Water Supply; Sewerage, Waste Management and Remediation Activities	N	Administrative and Support Service Activities
F	Construction	P	Education
G	Wholesale and Retail Trade; Repair of Motor Vehicles and Motorcycles	Q	Human Health and Social Work Activities
H	Transportation and Storage	R	Arts, Entertainment, and Recreation
I	Accommodation and Food Service Activities	S	Other Service Activities

## UNIT OF ENUMERATION

The unit of enumeration in the 2010 ASPBI was the establishment. An establishment is defined in the United Nations International Recommendations on Industrial Statistics as:

*“an economic unit under a single ownership or control, i.e., under a single legal entity, engaged in one or predominantly one kind of economic activity at a single fixed location.”*

In actual practice, however, there were difficulties in applying the ideal definition so the establishment is defined in operational terms to take into account the organization and record keeping practices of certain sectors by making the single location and activity criteria more flexible. Thus, the operational definition of an establishment is as follows:

*“the unit that is engaged in the production of the most homogenous group of goods and services, usually at one location, but sometimes over a wider area, for which separate records are available that can provide data concerning the production of these goods and services and the materials, labor and physical resources used in the production.”*

The above definition is applicable to the following: Construction; Transportation and Storage; Telecommunications activities; Other monetary intermediation; Activities of holding companies; Investment company operation; Investment house operation; Securities dealership, own account; Credit card activities; Venture capital corporation operation; Life insurance; Non-life insurance; Reinsurance for Life and Non-life insurance; Pension funding; Activities auxiliary to insurance and pension funding; Fund management activities; Real estate buying, selling, renting, leasing and operating of self-owned/ leased apartment building, non-residential and dwellings; Real estate buying, developing, subdividing and selling; Cemetery and columbarium development , selling, renting, leasing and operation of self-owned cemetery/columbarium (including burial crypt); Investigation and security activities; Travel agency and tour operators; Other reservation service and related activities; Electric cooperatives; and Water district cooperatives. It is then necessary to use the *kind-of-activity unit* for these sectors. A kind-of-activity unit differs from the establishment as there is no restriction with respect to the geographical areas in which a given kind of activity is carried on by a single legal entity.

## **SURVEY DESIGN**

### **Classification of Establishments**

An establishment is categorized by its economic organization, legal organization, industrial classification, employment size, and geographic location.

Economic Organization (EO). This relates to the organizational structure or role of the establishment in the organization. The following are the types of EO:

- *Single establishment* (EO=1) is an establishment which has neither branch nor main office.
- *Branch only* (EO=2) is an establishment which has a separate main office located elsewhere.
- *Establishment and main office* (EO=3), both located in the same address and with branch/es elsewhere.
- *Main office only* (EO=4) is the unit which controls, supervises and directs one or more establishments of an enterprise.
- *Ancillary unit other than Main Office* (EO=5) is the unit that operates primarily or exclusively for a related establishment or group of related establishments or its parent establishment and provides goods or services that support but do not become part of the output of those establishments.

Legal Organization (LO). This provides the legal basis for ownership of the establishment. The following are the types of LO:

- *Single Proprietorship* (LO=1) is a business establishment organized, owned and managed by one person, who alone assumes the risk of the business enterprise.
- *Partnership* (LO=2) is an association of two or more individuals for the conduct of a business enterprise based upon an agreement or contract between or among them to contribute money, property or industry into a common fund with the intention of dividing profits among themselves.
- *Government Corporation* (LO=3) is a corporation organized for private aim, benefit or purpose with the government as the majority stockholder, regardless of whether they are stock or non-stock corporations.
- *Stock Corporation* (LO=4) is an ordinary business corporation organized by private persons, created and operated for the purpose of making a profit which may be distributed in the form of dividends to stockholders on the basis of their invested capital.
- *Non-Stock Corporation* (LO=5) is a business corporation who does not issue stock to its members and are created not to profit but for the public good and welfare. Of this character are most of the religious, social, literary, scientific, civic and political organizations and societies.
- *Cooperative* (LO=6) is an organization composed primarily of small producers and/or consumers who voluntarily join together to form a business enterprise, which they themselves own, control and patronize.
- *Others* (LO=7) are organizations not classified in any of the above classification like private associations, foundations, non-government organizations, etc.

Industrial Classification. The industrial classification of an economic unit was determined by the activity from which it derives its major income or revenue. The 2009 PSIC was utilized to classify economic units according to their economic activities. It was approved for adoption by government agencies and instrumentalities through NSCB Resolution No.2 Series 2010 signed on February 10, 2010. It was used for the first time for the ASPBI. The 2009 PSIC is aligned with the International Standard Industrial Classification of all Economic Activities (ISIC) Revision 4, as officially released by the United Nations Statistics Division on August 11, 2008 for adoption by countries in their revised national classifications by 2010. The 2009 PSIC took into account the significant changes on the relative importance of various economic activities in the country that have taken place since 2002. It is linked with the ASEAN Common Industrial Classification (ACIC) as approved by the AHSOM (ASEAN Heads of Statistical Offices) in November 2006.

The 2009 PSIC consists of alpha character and five numeric digits. The alpha character, which represents the sector or section, is denoted by the characters A to U. The first two numeric digits represent the division; the first three numeric digits, the group; the first four digits, the class; and the five digits, the sub-class.

Establishment Size. The size of an establishment was determined by its total employment. The following were the employment size classifications used in the survey:

TABLE 3 Employment Size and Code

TE Code	Total Employment	TE Code	Total Employment
0	1 – 4	5	100 – 199
1	5 – 9	6	200 – 499
2	10 – 19	7	500 – 999
3	20 – 49	8	1000 – 1999
4	50 – 99	9	2000 and over

Geographic Classification. Establishments were also classified by geographic area using the Philippine Standard Geographic Classification (PSGC). The PSGC is a systematic classification and coding of geographic areas in the country. It contains the latest updates on the official number of regions, provinces, cities, municipalities, and barangays in the Philippines.

For the 2010 ASPBI, the PSGC as of December 31, 2010 was adopted. It consists of the 17 administrative regions as approved under Executive Order No. 36 dated 19 September 2001 (*Providing for the Reorganization of the Administrative Regions in Mindanao...*) and Executive Order No. 103 dated 17 May 2002 (*Dividing Region IV into Region IV-A and Region IV-B, transferring the province of Aurora to Region III*).

### Frame of Establishments

The frame for the 2010 ASPBI was extracted from the 2010 List of Establishments (LE). This frame was used to draw the sample establishments for the survey.

The 2010 LE was the combined result of the following:

- Mail inquiries of “no matched” establishments from Top 15,000 Corporations, 2009 edition
- PEZA list as of February 28, 2010
- Clark Subic Marketing Directory
- Board of Investments list of registered projects from 2000-2009
- SEC partial list of partnerships from 2003-2008
- NSO's 2009 Traders list of importers and exporters
- Jollibee Group of Companies
- Various websites

The 2009 ASPBI, 2009 Survey of Information and Communication Technology (SICT), 2009 Survey of Tourism Establishments in the Philippines (STEP) and other regular surveys conducted by the Industry and Trade Statistics Department (ITSD) provided updates on characteristics and status of sample establishment and business births.

An estimate from the 2010 LE showed that there were about 778,000 establishments in operation in the country in 2010. Distribution of these establishments reveals that about 610,000 establishments (78.0%) were classified as the informal sector and the remaining 168,000

establishments were considered as the formal sector. A total of 150,000 (89%) establishments classified in the formal sector were within the coverage of the 2010 ASPBI and thus, comprised the frame of the survey.

## SAMPLING DESIGN

The 2010 ASPBI used stratified systematic sampling with 5-digit PSIC serving as industry strata and employment size as the second stratification variable.

### Sampling Units

Generally, the sampling units for the sections, except Construction, and Transportation and Storage, were single establishment (EO = 1), branch only (EO=2), and establishment and main office (EO=3). For Construction, Transportation and Storage, and selected industry group/class/sub-class, the sampling units were single establishment (EO = 1), establishment and main office (EO=3), and main office only (EO=4). The branches of these establishments do not strictly meet the criteria for defining an establishment as these are classified as kind-of-activity units.

For Government-Owned-and-Controlled Corporations (GOCCs), the sampling units were those with EO=1, 3 and 4. Presented in Table 4 are the sampling units by industry.

TABLE 4 Sampling Units by Industry

Industry Code	Industry Description	EO
A	Agriculture, Forestry and Fishing	1, 2, 3
B	Mining and Quarrying	1, 2, 3
C	Manufacturing	1, 2, 3
D	Electricity, Gas, Steam and Air Conditioning, except D35100 Electric Cooperatives with LO=6	1, 2, 3
D35100	Electric power generation, transmission and distribution ( Electric Cooperatives with LO=6)	1, 3, 4
E	Water Supply; Sewerage, Waste Management and Remediation Activities, except E36000 (Water District with LO=6)	1, 2, 3
E36000	Water collection, Treatment and Supply (Water District with LO=6)	1, 3, 4
F	Construction	1, 3, 4
G	Wholesale and Retail Trade; Repair of Motor Vehicles and Motorcycles	1, 2, 3
H	Transportation and Storage	1, 3, 4
I	Accommodation and Food Service Activities	1, 2, 3
J	Information and Communication except Telecommunications Activities (J61)	1, 2, 3
J61	Telecommunications activities	1, 3, 4

Industry Code	Industry Description	EO
K	Financial and Insurance Activities, except K6419, K64921, K64301, K64302, K64303, K64200, K64924, K651, K652, K662	1, 2, 3
K6419	Other monetary intermediation	1, 3, 4
K64921	Credit card activities	1, 3, 4
K64301	Investment company operation	1, 3, 4
K64302	Investment house operation	1, 3, 4
K64303	Securities dealership, own account	1, 3, 4
K64200	Financial holding company activities	1, 3, 4
K64924	Venture capital corporation	1, 3, 4
K651	Life and non-life insurance companies	1, 3, 4
K652	Life and non-life reinsurance companies	1, 3, 4
K662	Pre-need plan activities; insurance agents and brokers; Insurance activities, n.e.c.	1, 3, 4
L	Real estate activities, except L68110, L68120, L68130	1, 2, 3
L68110	Real estate buying, selling, renting, leasing and operating of self owned/leased apartment building, non-residential and dwellings	1, 3, 4
L68120	Real estate buying, developing, subdividing and selling	1, 3, 4
L68130	Cemetery and columbarium development, selling, renting, leasing and operation of self-owned cemetery/columbarium	1, 3, 4
M	Professional, Scientific and Technical Activities	1, 2, 3
N	Administrative and Support Service Activities, except N80, N791, N799	1, 2, 3
N80	Security and investigation activities	1, 3, 4
N791	Travel agency and tour operators	1, 3, 4
N799	Other reservation service and related activities	1, 3, 4
P	Education	1, 2, 3
Q	Human Health and Social Work Activities	1, 2, 3
R	Arts, Entertainment and Recreation	1, 2, 3
S	Other Service Activities	1, 2, 3

### Sampling Domain

For establishments with TE of 20 and over, the domains were the region and industry, with employment size as the stratification variable. For establishments with TE of less than 20, the whole country and industry were the domains with employment size as the stratification variable.

### Geographic Domain

For establishments with TE of less than 20, the geographic domain was the whole country. For those with TE of 20 and over, the geographic domains were the 17 administrative regions of the country. Hence, the samples of the 2010 ASPBI with TE of 20 and over can provide estimates up to the regional level while those with TE of less than 20 at the national level.

Table 5 lists the geographic domains (regions) and the provinces comprising the region.

TABLE 5 Geographic Domains and Its Composition

Region	Province
National Capital Region (NCR)	City of Manila, Quezon City Mandaluyong City, Marikina City Pasig City, San Juan City, Caloocan City Malabon City, Navotas City Valenzuela City, Makati City, Pateros Taguig City, Parañaque City Las Piñas City, Muntinlupa City, Pasay City
Cordillera Administrative Region (CAR)	Abra, Apayao, Benguet, Ifugao, Kalinga Mountain Province
Region I – Ilocos Region	Ilocos Norte, Ilocos Sur, La Union, Pangasinan
Region II – Cagayan Valley	Batanes, Cagayan, Isabela, Nueva Vizcaya Quirino
Region III – Central Luzon	Aurora, Bataan, Bulacan, Nueva Ecija Pampanga, Tarlac, Zambales
Region IV-A – CALABARZON	Cavite, Laguna, Batangas, Rizal, Quezon
Region IV-B – MIMAROPA	Occidental Mindoro, Oriental Mindoro Marinduque, Romblon, Palawan
Region V – Bicol Region	Albay, Camarines Norte, Camarines Sur Catanduanes, Masbate, Sorsogon
Region VI – Western Visayas	Aklan, Antique, Capiz, Guimaras, Iloilo Negros Occidental
Region VII – Central Visayas	Bohol, Cebu, Negros Oriental, Siquijor
Region VIII – Eastern Visayas	Biliran, Leyte, Southern Leyte, Eastern Samar Northern Samar, Western Samar
Region IX – Zamboanga Peninsula	Zamboanga del Norte, Zamboanga del Sur Zamboanga Sibugay, Isabela City



TABLE 5 --- *Concluded*

Region	Province
Region X – Northern Mindanao	Bukidnon, Camiguin, Lanao del Norte Misamis Occidental, Misamis Oriental
Region XI – Davao Region	Compostela Valley, Davao del Norte Davao del Sur, Davao Oriental
Region XII – SOCCSKSARGEN	North Cotabato, Sarangani, South Cotabato Sultan Kudarat, Cotabato City
Autonomous Region in Muslim Mindanao (ARMM)	Lanao del Sur, Maguindanao (excluding Cotabato City), Sulu, Tawi-Tawi Basilan (excluding Isabela City)
Caraga	Agusan del Sur, Agusan del Norte, Dinagat Island, Surigao del Sur, Surigao del Norte

### Industry Domain

The 2010 ASPBI used the 5-digit level of the 2009 PSIC as its industry domains. This was done to enable also the production of data from the amended 1994 PSIC to the 2009 PSIC with emphasis on the sub-classes that were split into two or more ISIC codes; and to provide data for Information and Communications Technology (ICT) and other emerging industries.

There were 1,228 industry sub-classes (5-digit PSIC) which constituted the industry domains for both establishments with TE of 20 and over and TE of less than 20. Table 6 presents the distribution of the number of industry domains by section of the 2009 PSIC.

TABLE 6 Number of Industry Domains by Section

Section	Number of Industry Domains
A	157
B	32
C	476
D	3
E	8
F	15
G	178
H	54

TABLE 6 --- *Concluded*

Section	Number of Industry Domains
I	20
J	39
K	44
L	6
M	38
N	74
P	13
Q	25
R	18
S	28
<b>Total</b>	<b>1,228</b>

### Employment Stratum

For the 2010 ASPBI, the TE sizes were either combined or taken as a group to comprise an employment stratum and were limited to only five strata for all sections. The basic consideration for grouping was the concentration of establishments in the TE sizes.

Within the industry domains for each section, the establishments were grouped according to the following employment stratum:

TABLE 7 Employment Stratum

Employment Stratum	
TE 1 - 9	(size 0 & 1)
TE 10 - 19	(size 2)
TE 20 - 49	(size 3)
TE 50 - 99	(size 4)
TE 100 & over	(size 5 to 9)

### **Sample Size**

The sample size of the 2010 ASPBI was maintained at the same level as that of 2009 ASPBI for manageability. This was necessary to provide for data at the aligned amended 1994 PSIC with the 2009 PSIC. The timeliness of retrieval of the questionnaires and release of final results were also primary considerations why the number of samples should still be kept to a minimum. Given the importance of the results of the ASPBI to the Philippine System of National Accounts (PSNA), the sample size has to be at a manageable level without compromising the reliability

and accuracy of the survey returns. The shorter processing time before the release of results and scarce manpower and financial resources were also considered. Other considerations include: the acceptable sampling error and the level of disaggregation of the estimates with due concern for confidentiality and shorter processing time.

In general, the TE 100 and over was a *certainty stratum* for all sectors. The employment strata TE of 20 and over, whose establishments are considered as 'large' units comprised the *certainty strata* for selected industries in sectors Manufacturing (PSIC C); and Wholesale and Retail Trade, Repair of Motor Vehicles and Motorcycles (PSIC G).

*A **certainty stratum** is defined as the employment stratum whose sampling ratio is 100 percent. In this stratum, all establishments are taken as certainty samples, i.e. the selection probability is 1 and the sampling weight is 1. On the other hand, a **non-certainty** stratum is the employment stratum where only sample establishments are taken.*

For all sectors except B and D, those identified as the Information and Communication Technology (ICT) core industries, the employment strata in TE of less than 20 were considered as non-certainty strata.

The following sectors were, however, taken on a 100 percent basis regardless of employment stratum because of the relatively small number of their population.

- Mining and Quarrying (B)
- Electricity, Gas , Steam and Air Conditioning Supply (D)

#### Sample Size for TE of Less Than 20

The sample size for establishments with TE of less than 20 was determined by applying the specified sampling rates for each employment stratum (that is, separately for strata TE 1-9 and TE 10 -19) of the industry domain (5-digit PSIC) at the national level. The total sample size for establishments with TE of less than 20 was 15,228 establishments.

#### Sample Size for TE of 20 and Over

The sample size for establishments with TE of 20 and over was obtained by applying the specific sampling rates for the  $i^{th}$  employment stratum in the  $h^{th}$  industry stratum at the national level and then allocated to geographic domain (region). The aggregate sample size for TE of 20 and over in all sectors was 14,070 establishments.

Thus, the total number of samples for the 2010 ASPBI was 29,298 establishments. Table 8 shows the distribution of samples by section and by employment size.

TABLE 8 Number of Samples by Section and by Employment Size

Section	Industry Description	Number of Samples		
		Total	Less than 20	20 and over
<b>Total</b>		<b>29,298</b>	<b>15,228</b>	<b>14,070</b>
A	Agriculture, Forestry and Fishing	811	221	590
B	Mining and Quarrying	162	79	83
C	Manufacturing	5,774	1,957	3,817
D	Electricity, Gas, Steam and Air Conditioning Supply	251	46	205
E	Water Supply; Sewerage, Waste Management and Remediation Activities	238	72	166
F	Construction	624	124	500
G	Wholesale and Retail Trade; Repair of Motor Vehicles and Motorcycles	8,159	5405	2754
H	Transportation and Storage	922	352	570
I	Accommodation and Food Service Activities	1,904	972	932
J	Information and Communication	2,082	1,437	645
K	Financial and Insurance Activities	1,427	910	517
L	Real Estate Activities	444	280	164
M	Professional, Scientific and Technical Activities	977	659	318
N	Administrative and Support Service Activities	1,597	618	979
P	Education	1,835	749	1,086
Q	Human Health and Social Work Activities	835	378	457
R	Arts, Entertainment and Recreation	384	227	157
S	Other Service Activities	872	742	130

## Sample Allocation

### Sample Allocation for TE of Less Than 20 (Strata TE 1-9 and TE 10-19)

No allocation was done in these strata, as the sample sizes were determined at the 5-digit PSIC (industry domain) and national level.

Minimum sample size was set to 3 establishments and maximum of 100 establishments per cell (industry domain and employment stratum). However, when the total number of establishments (*N*) in the cell was equal to or less than the set minimum sample size, all establishments in that cell were taken as samples.

### Sample Allocation for TE of 20 and Over (Strata TE 20-49 and TE 50-99)

Proportional allocation was used in allocating the number of samples in the sampling strata of TE 20-49 and TE 50-99 of the industry domain and employment stratum at the regional level. Basis of allocation was the number of establishments ( $N$ ) in the region by industry domain and by employment stratum.

Minimum sample size was also set to 3 establishments and maximum of 10 establishments per cell (industry domain, employment stratum and region). However, when the total number of establishments ( $N$ ) in the cell was equal to or less than the set minimum sample size, all establishments in that cell were taken as samples.

The number of samples for each employment stratum of the industry domain at the national level was allocated by region. The formula used was,

$$n_{hij} = \frac{N_{hij}}{N_{hi}} \times n_{hi}$$

where:

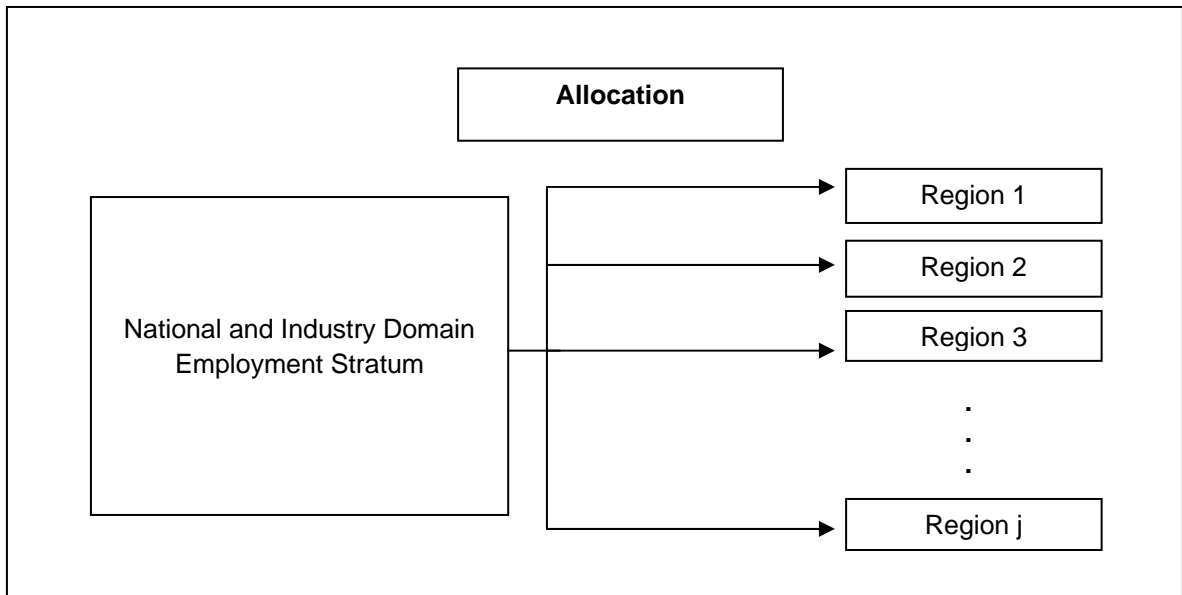
$N_{hij}$  = total number of establishments in the  $j^{th}$  region of the  $i^{th}$  employment stratum in the  $h^{th}$  industry domain

$N_{hi}$  = total number of establishments in the  $i^{th}$  employment stratum of the  $h^{th}$  industry domain

$n_{hij}$  = number of sample establishments in the  $j^{th}$  region of the  $i^{th}$  employment stratum in the  $h^{th}$  industry domain

$n_{hi}$  = number of sample establishments in the  $i^{th}$  employment stratum of the  $h^{th}$  industry domain

**FIGURE 1 Sample Allocation Diagram for TE of 20 and Over  
(Strata TE 20-49 and TE 50-99)**



## Sample Selection

For all sectors, sample establishments in the sampling strata of TE of less than 20 were selected using systematic sampling by industry domain and employment stratum. For each industry domain and employment stratum, the establishments were sorted by region, province from highest total employment to lowest total employment, business name, and Establishment Control Number (ECN).

For each of the sampling strata of TE of 20 and over, that is TE 20-49 and TE 50-99, sample establishments were selected using systematic sampling within the region. For each region in the employment stratum and industry domain, the establishments were sorted by province from highest total employment to lowest total employment, business name and ECN.

Systematic sampling was chosen so that sample employment values are spread out. Resulting from having representative samples for each TE size in the employment stratum. Likewise, this mode of sampling will somehow provide implicit stratification of TE by employment size group, thus avoiding all sample establishments with low TE values or high TE values. A special program designed by the information Resources Department was used to draw the samples.

## Estimation Procedure

### For Establishments with TE of Less Than 20

#### a. Non-certainty Stratum

The estimate of the total of a characteristic ( $\hat{X}_s$ ) for the non-certainty employment stratum TE less than 20 in the  $s^{th}$  industry domain was

$$\hat{X}_s = \sum_{j=1}^{n_s} W_{sj} x_{sj}$$

where:

$s$  denotes the non-certainty employment strata in TE of less than 20

$x_{sj}$  = value of the  $j^{th}$  establishment in the non-certainty employment stratum in TE of less than 20 in the  $s^{th}$  industry domain

$j = 1, 2, 3, \dots, n_s$  establishments

$W_{sj}$  = weight of the  $j^{th}$  establishment in the non-certainty employment stratum in TE of less than 20 in the  $s^{th}$  industry domain

$$W_{sj} = N_s / n_s$$

$N_s$  = total number of establishments in the non-certainty employment stratum in TE of less than 20 in the  $s^{th}$  industry domain

$n_s$  = number of sample establishments in the non-certainty employment stratum in TE of less than 20 in the  $s^{th}$  industry domain

b. Certainty Stratum

The estimate of the total of a characteristic ( $\hat{X}_c$ ) for the certainty employment stratum in the  $c^{th}$  industry domain was

$$\hat{X}_c = \sum_{j=1}^{m_c} x_{cj}$$

where:

$c$  denotes the certainty employment strata in TE of less than 20 in the  $c^{th}$  industry domain

$x_{cj}$  = value of the  $j^{th}$  establishment in the certainty employment strata in TE of less than 20 in the  $c^{th}$  industry domain

$j$  = 1, 2, 3, ...,  $m_c$  establishments

$m_c$  = number of establishments in the certainty employment strata in TE of less than 20 in the  $c^{th}$  industry domain

c. Total Estimate for TE of Less Than 20

For all sections except B and C, national level estimates of the total of a characteristic ( $X_d$ ) for the industry domain was obtained by aggregating the estimates for all employment strata (non-certainty and certainty) in the same industry domain,

$$X_d = \sum \hat{X}_s + \sum \hat{X}_c$$

where  $d$  denotes the industry domain.

For Establishments with TE of 20 and Over

a. Non-Certainty Stratum (strata of TE 20 to 49 and TE 50 to 99 for Sections D, G, H, K, M and N)

The estimate of the total of a characteristic ( $\hat{X}_{sp}$ ) for the non-certainty employment strata in TE of 20 and over for selected industry domain in each region was

$$\hat{X}_{sp} = \sum_{j=1}^{n_{sp}} W_{spj} x_{spj}$$

where:

$s$  denotes the non-certainty employment strata in TE of 20 and over

$p$  = 1, 2, ..., 17 regions (geographic domains)

$x_{spj}$  = value of the  $j^{th}$  establishment in the non-certainty employment strata in TE of 20 and over for an industry domain in each region

$j$  = 1, 2, 3, ...,  $n_{sp}$  establishments

$W_{spj}$  = weight of the  $j^{th}$  establishment in the non-certainty employment strata in TE of 20 and over for an industry domain in each region

$$W_{spj} = N_{sp} / n_{sp}$$

$N_{sp}$  = total number of establishments in the non-certainty employment strata in TE of 20 and over for an industry domain in each region

$n_{sp}$  = number of sample establishments in the non-certainty employment strata in TE of 20 and over for an industry domain in each region

b. Certainty Stratum

The estimate of the total of a characteristic ( $\hat{X}_{cp}$ ) for the certainty employment stratum in TE of 20 and over in an industry domain in each region was

$$\hat{X}_{cp} = \sum_{j=1}^{m_{cp}} x_{cpj}$$

where:

$c$  denotes the certainty employment strata in TE of 20 and over

$p$  = 1, 2,..., 17 regions (geographic domains)

$x_{cpj}$  = value of the  $j^{th}$  establishment in the certainty employment strata in TE of 20 and over in an industry domain within each region

$j$  = 1, 2, 3,  $m_{cp}$  establishments

$m_{cp}$  = number of establishments in the certainty employment strata in TE of 20 and over in an industry domain within each region

c. Total Estimate for TE of 20 and Over

The estimate of the total of a characteristic ( $X_{dp}$ ) for the industry domain in each region (geographic domain) was obtained by aggregating the estimates for all employment strata (non-certainty and certainty) in the same industry domain,

$$X_{dp} = \sum \hat{X}_{sp} + \sum \hat{X}_{cp}$$

where  $dp$  denotes the industry domains in each region.

National level estimates of the characteristics by industry domain were obtained by aggregating separately the estimates ( $X_{dp}$ ) for the particular industry domain from all the regions.

Weight Adjustment Factor for Non-Response

To account for non-response in the non-certainty strata, the adjustment factor ( $n/n'$ ) was multiplied with the sampling weight ( $W$ ) of each of the sampling unit. The sampling weight, defined as  $N/n$ , was recomputed as

$$W' = \frac{N}{n} \times \frac{n}{n'} = \frac{N}{n'} \quad \text{General Formula}$$



Thus, the adjusted weight ( $W'_{sj}$ ) for employment stratum in TE 1-9 or TE 10-19 was

$$W'_{sj} = \frac{N_s}{n_s} \times \frac{n_s}{n'_s} = \frac{N_s}{n'_s}$$

where:

$N_s$  = total number of establishments in the employment stratum in TE 1-9 or TE 10-19 in the  $s^{th}$  industry domain

$n'_s$  = number of responding establishments in the employment stratum in TE 1-9 or TE 10-19 in the  $s^{th}$  industry domain

For the non-certainty employment stratum for the selected industry domain with TE 20-99, the adjusted weight ( $W'_{spj}$ ) was

$$W'_{spj} = \frac{N_{sp}}{n_{sp}} \times \frac{n_{sp}}{n'_{sp}} = \frac{N_{sp}}{n'_{sp}}$$

where:

$N_{sp}$  = total number of establishments in the non-certainty employment stratum with TE 20-99 for the selected industry domain within each geographic domain (region)

$n'_{sp}$  = number of responding establishments in the non-certainty employment stratum with TE 20-99 for the selected industry domain within each geographic domain (region)

## Questionnaire Design

### Survey Questionnaires

The 2010 ASPBI utilized five types of questionnaires, each with corresponding NSCB approval number and an expiration date of March 31, 2012. These questionnaires were designed after taking into consideration the requirements of the main users. Table 9 lists the questionnaire type, spot color and NSCB Approval number specific for the sectors.

TABLE 9 Types of Questionnaires

Questionnaire Type	Sector	Spot Color	NSCB Approval No.
ASPBI Form 1	Agriculture, Forestry and Fishing	Green	NSO-1102-01
ASPBI Form 2	Mining and Quarrying; Manufacturing; Electricity, Gas, Steam and Air-conditioning Supply; and Water Supply; Sewerage, Waste Management and Remediation Activities	Yellow	NSO-1102-02
ASPBI Form 3	Construction	Orange	NSO-1102-03
ASPBI Form 4	Wholesale and Retail Trade; Repair of Motor Vehicles and Motorcycles	Red	NSO-1102-04
ASPBI Form 5	Business and Services (for Sectors H, I, J, K, L, M, N, P, Q, R, and S)	Blue	NSO-1102-05

## Data Items

Listed in Table 10 are the data items found in the 2010 ASPBI questionnaires.

TABLE 10 List of Data Items

Item No.	Description
(Cover Page)	Name and Address of the Establishment and Its Reporting Unit
	Control Panel for Establishment Characteristics (For NSO Use Only)
1	Business and Registered Name in 2010, Company Website and Tax Identification Number (TIN)
2	Economic Activity or Business in 2010
3	Year Started Operation
4	Legal Organization in 2010
5	Economic Organization in 2010
	Name and Address of Main Office and Contact Person in Main Office
6	Capital Participation as of 31 December 2010
7	Number of Paid Employees as of 15 November 2010
8	Number of Unpaid Workers as of 15 November 2010
9	Total Employment as of 15 November 2010
10	Number of Production/Construction Workers as of 15 November 2010 (only in ASPBI Form 2 and ASPBI Form 3)
11	Total Hours Worked by Production/Construction Workers in 2010 (only in ASPBI Form 2 and ASPBI Form 3)
12	Gross Salaries and Wages Paid in 2010
13	Total Employer's Contributions to SSS/GSIS, etc. paid in 2010
14	Total Revenue in 2010
15	Subsidies Received in 2010
16	Total Cost Incurred in 2010
17	Capital Expenditures and Sale of Tangible Fixed Assets, including Losses and Damages in 2010
18	Capital Expenditures for All Tangible Fixed Assets by Mode of Acquisition in 2010
19	Capital Expenditures for Intangible Assets in 2010
20	Book Value of Tangible Fixed Assets as of 31 December 2010
21	Book Value of Intangible Assets as of 31 December 2010
22	Average Capacity Utilization Rate in 2010 (only in ASPBI Form 2)
23	Inventories in 2010
24	Branches, Divisions, Plants Owned and Controlled (for Main Office)

*Continued*

TABLE 10 --- *Concluded*

Item No.	Description
25	Remarks
	Certification
	Contact Person
	<i>Processing Information (For NSO Use Only)</i>

### Reference Period

All information collected in the 2010 ASPBI refers to calendar year 2010 except for employment data, which is as of November 15, 2010.

### SURVEY OPERATIONS

The 2010 ASPBI consisted of the following major phases of survey operation: preparatory activities; training; field operations; data processing; tabulation and data dissemination; and evaluation and documentation.

#### Preparatory Activities

NSO officials, subject-matter statisticians and selected Information and Resources Department (IRD) staff undertook the planning activities for the 2010 ASPBI with the organization of the Steering Committee, Technical Committee and Working Groups under Special Order No. 2011-7 dated January 5, 2011. Activities undertaken during this phase included the updating of the frame, questionnaire design and content, publicity campaign, clearance process, budget preparation, manual preparation, training plans, sample design and selection, preparation of edit specifications, preparation of tabulation formats and specifications, computer systems design and program development, recruitment of statistical researchers, printing of survey forms and manuals, preparation for shipment of survey materials, and other related activities.

#### Publicity

Publicity campaign was done to inform and educate the general public of the basic information and importance of the 2010 ASPBI and its rider surveys. It aimed to solicit support from government and non-government agencies, business organizations, and target respondents in the early submission of reports. Display of 2010 ASPBI streamers and posters were done in the central office and in the field offices.

## Training

Training for the field operations and processing was done in two phases, as follows: (1) Field Operations, and (2) Training for Data Processing.

### Phase I - Training for Field Operations

Training for Field Operations and Field Editing was done in three levels, as follows:

- Task Force training. The first level training was conducted on March 7 to March 9, 2011 in Tagaytay City. Field operation procedures, technical and administrative aspects of the survey were discussed extensively in this training. It was attended by Industry and Trade Statistics Department (ITSD) Statisticians and selected IRD staff who then served as trainers for the 2<sup>nd</sup> and 3<sup>rd</sup> level trainings.
- Second level training. The second level training was conducted on March 22 to 23, 2011 in all Regional Offices, except National Capital Region (NCR), with Task Force training participants as trainers. Regional Directors, Provincial Statistics Officers, OICs, Regional Statisticians and Regional Statistical Staff (with at least SG 11) responsible for establishment surveys and Provincial Statisticians or Provincial Statistical Staff (with at least SG 13) participated in this training.
- Third level training. This training was conducted in all provinces and six districts of NCR on March 28 to 29, 2011 with participants in the second level training as trainers. One ITSD staff who attended the Task Force training was assigned to assist the 3<sup>rd</sup> level trainers in selected provinces. Participants to this training were the Provincial Statistical Staff, District Statistics Officers (DSOs), Statistical Coordination Officers (SCOs), and hired Statistical Researchers (SRs). For each NCR district three (3) Task Force Training participants were assigned as trainers

### Phase II - Training for Data Processing

- Training for Manual Processing. The first training was conducted on December 9 and 10, 2011. Editing instructions and folioing were discussed thoroughly in this training. Participants were the ITSD subject-matter staff and hired statistical researcher.
- Training for Machine Processing. Data encoding, verification of error listing, completeness and summary file report were discussed thoroughly in this training. Participants to this training were ITSD subject matter staff and selected ITSRD staff.

A Workshop on Edit, Table and Format Specifications was carried out on March 17 to 19, 2012 in Antipolo City, Rizal. This was participated in by subject-matter specialists and IRD staff who were responsible in preparing standard tabulation formats, and consistency and edit specifications for the five types of questionnaires.

## Field Operations

### Distribution of Questionnaires

Distribution of questionnaires for the 2010 ASPBI, including that of the rider survey, was done by SCOs, Provincial Staff, and hired SRs through personal delivery of the questionnaires to the sample establishments. E-questionnaires (excel format) were also sent to sample establishments with e-mail accounts. This activity was done from April 1-30, 2011.

### Collection of Questionnaires

Collection of accomplished questionnaires commenced 10 days after the distribution. The collection phase was programmed from third week of April to second week of June 2011. For regions with large workload such as NCR and Region IV-A, timetable for collection was until February 2012. Actual collection of accomplished questionnaires was extended up to April 2012 to allow more time for collection of establishments that were considered as industry leaders.

### Supervision

The Regional Directors, Provincial Statistics Officers, and Regional and Provincial Statisticians conducted close supervision of collection and editing of questionnaires to ensure the quality of data and completeness of survey returns.

### Receipt and Control

A Monitoring and Tracking System (MTS) was developed by IRD and adopted by field offices to keep track the distribution, collection, and transmittal of questionnaires and MTS data files. At the same time, a control list of sample establishments was made available where information on the status of the questionnaire was recorded. The MTS facilitated preparation and early submission of progress reports to ITSD since field offices can submit them electronically.

A central office version of the MTS was utilized by ITSD to monitor the distribution, collection and submission of questionnaires and MTS data files from the provincial offices to the Central Office. Consolidated progress reports and status reports were prepared regularly to inform the management and field offices on the progress of the survey operations.

### **Data Processing**

Processing or editing of accomplished questionnaires was done to check for the completeness, validity, consistency, and reasonableness of data. It consisted of two stages: manual editing and machine processing.

### Manual Processing

Manual processing of questionnaires was done in three levels, as follows:

- Field editing of data was done by the field staff, hired SRs and Provincial Staff upon collection of the accomplished questionnaire from the sample establishment. The objective is to check for completeness and consistency of entries in the questionnaire, following the instructions provided in the Field Operations and Processing Manual. Any missing data was corrected at this stage as this can be immediately verified from the respondent.
- Verification of data was done by Provincial Staff upon receipt of the accomplished questionnaires from the field staff and hired SRs to check for the completeness as well as for the consistencies and validity of entries. In some instances, the staff contacted

directly the establishments through phone call or sent email inquiries to verify some inconsistent or missing data.

- Review of accomplished questionnaires to check the consistency and reasonableness of entries and processing of consolidated reports were done by the ITSD subject-matter staff. Consolidated reports of enterprises were disaggregated at the firm level using ratios and proportions of the individual firms to enterprise. Moreover, the review process validated the status of establishments that were non-responding and reported closed, cannot be located, transferred, and out of scope. Telephone inquiry was extensively utilized to verify information from the establishment's contact person. The internet was also used to obtain information on the contact address and to research for information on the status of the establishment.

### Machine processing

Machine processing consisted of data entry, validation of data, encoding of updates, generation and verification of completeness of questionnaires report, summary file report and statistical tables.

A microcomputer-based machine processing and tabulation system for the 2010 ASPBI was developed by the staff of the IRD using MySQL software. The 2010 ASPBI computer system has four modules designed for processing the survey data. These modules are the data entry, validation, export, and tabulation.

Data entry and all other machine processing activities were done by the subject-matter staff.

### Imputation Procedure

Data of non-responding establishments were imputed manually and electronically based on the established imputation methods. Sources of information were from previous reports of the same establishment or from report of other responding establishment with similar characteristics, financial statements filed at Securities and Exchange Commission, and other establishment-based surveys.

Sample establishments that were either out of scope, duplicate or closed belonging in the certainty stratum were not imputed.

### **Tabulation**

Tabulation included generation and evaluation of preliminary and final statistical tables. The statistical tables were evaluated for internal and external consistency of data.

The statistical tables were presented at the national level for all employment sizes and for establishments with TE of less than 20. For establishments with TE of 20 and over, the statistical tables were presented at the national and regional levels for all sections except for section B which is at the national level only. The statistical tables were further disaggregated by industry sub-class (5-digit) and in some cases by industry group (3-digit).

## Statistical Disclosure Control

Section 4 of Commonwealth Act No. 591 requires that the data of individual business firms be kept confidential. To avoid disclosure of information of individual establishment, statistical tables do not provide information for any industry group or sub-class wherein the number of establishments is less than three. Figures relating to such industries were either suppressed or combined with those of other related industries in accordance with the guidelines on statistical disclosure control of data for establishments' survey.

## **Dissemination**

Survey results were disseminated in the form of Special Releases posted on the NSO website, data dissemination seminars, and publication reports.

National data dissemination seminar was conducted on October 4, 2012 at Intercontinental Manila in Makati City to inform the stakeholders on the preliminary results of the survey. This was attended by selected respondents of the survey, representatives from different government agencies, and media organizations.

Regional data disseminations were also conducted from November to February 2013 by NSO Regional Field Offices. Attendees were representatives from both government and non-government organizations and some respondents of the survey who were considered industry leaders in their respective regions. Table 11 shows the list and schedule of the regional data dissemination seminars.

TABLE 11 Schedule of 2010 ASPBI/SICT Regional Data Dissemination Fora

Region	Date	Time	Venue	CO Resource Person
NCR	6-Feb-13	8:30 AM – 12 NN	Century Park Hotel, Malate, Manila	Ms. Estela T. de Guzman, Director, ITSD
CAR	14-Dec-12	8:00 AM – 12 NN	Solibao Restaurant, Heritage Mansion, Baguio City	Ms. Soraya De Guzman, Statistician IV
I - Ilocos Region	21-Nov-12	9:00 AM – 2:00 PM	Sea & Sky Hotel, San Fernando City, La Union	Ms. Josephine S. Albino, Statistician IV
II - Cagayan Valley	21-Nov-12	8:00 AM – 12 NN	Pulsar Hotel, Tuguegarao City	Ms. Blanca Nina A. Yabut, Statistician II
III - Central Luzon	14-Dec-12	8:00 AM – 12 NN	Epatha Social Action Center of Pampanga (SACOP), City of San Fernando, Pampanga	Ms. Mari-belle Dy, Statistician III
IVA - CALABARZON	6-Dec-12	8:30 AM – 12 NN	Montevista Hot spring and Conference Center, Calamba City	Ms. Juanita B. Soriano, Statistician IV
IVB - MIMAROPA	21-Nov-12	1:30 PM – 5:00 PM	Ferraren Hills Resort, Calapan City	Mr. Apolinar F. Oblea, Statistician IV
V - Bicol Region	21-Nov-12	8:30 AM – 3:00 PM	Hotel St. Ellis, Legaspi City	Mr. Glen G. Polo, Statistician II
VI - Western Visayas	12-Dec-12	8:30 AM – 2:00 PM	Iloilo Grand Tower, Iloilo City	Ms. Paula Monina G. Collado Deputy Administrator
VII - Central Visayas	21-Nov-12	9:00 AM – 12 NN	Golden Peak Tower, Cebu City	Mr. Emerson M. Aquino, Statistician III

Region	Date	Time	Venue	CO Resource Person
VIII - Eastern Visayas	21-Nov-12	1:30 PM – 5:00 PM	Alejandro Hotel, Tacloban City	Ms. Ma. Julieta P. Soliven, Statistician IV
IX – Zamboanga Peninsula	21-Nov-12	1:30 PM – 5:00 PM	Garden Orchid Hotel, Zamboanga City	Mr. Jonyper C. Molejon, Statistician II
X - Northern Mindanao	19-Nov-12	1:00 PM – 5:00 PM	Chali Beach Resort, Cagayan De Oro City	Ms. Cherilyn C. Cosico, Statistician II
XI - Davao Region	21-Nov-12	8:00 AM – 12 NN	Grand Regal Hotel, Davao City	Ms. Soraya De Guzman, Statistician IV
XII - SOCCSKSARGEN	17-Dec-12	8:30 AM – 12 NN	Fred Ann's Foodhaus, Koronadal City	Ms. Jean C. Floirendo, Statistician III
XIII - Caraga	18-Dec-12	9:00 AM – 2:30 PM	Almont Hotel's Inland Resort, Butuan City	Ms. Carole A. Blanco, Statistician III
ARMM	21-Nov-12	2:00 PM – 5:00 PM	Estosan Garden Hotel, Cotabato City	Ms. Nenita P. Rebarter, Statistician III

Special Releases for the 18 sections and economy-wide final results were made available to the general public at the NSO website prior to the availability of the publications. Final survey results were printed in 20 volumes as shown in Table 12. About 250 copies shall be printed for each volume of all sections except for Manufacturing and Wholesale and Retail Trade with 400 copies.

TABLE 12 Publication Volumes by Section

Volume Number	Section
I	Agriculture, Forestry and Fishing
II	Mining and Quarrying
III-A	Manufacturing (All Employment Sizes and TE of Less Than 20)
III-B	Manufacturing (TE of 20 and Over)
IV	Electricity, Gas, Steam and Air Conditioning Supply
V	Water Supply; Sewerage, Waste Management and Remediation Activities
VI	Construction
VII	Wholesale and Retail Trade; Repair of Motor Vehicles and Motorcycles
VIII	Transportation and Storage
IX	Accommodation and Food Service Activities
X	Information and Communication
XI	Financial and Insurance Activities
XII	Real Estate Activities
XIII	Professional, Scientific and Technical Activities



Volume Number	Section
XIV	Administrative and Support Service Activities
XV	Education
XVI	Human Health and Social Work Activities
XVII	Arts, Entertainment and Recreation
XVIII	Other Service Activities
XIX	Economy-Wide Results

### Response Rate

The overall response rate at the national level was 95.14 percent. For establishments with total employment of less than 20, the response rate was 95.17 percent while that for establishments with total employment of 20 and over, 95.12 percent.

Response rate included receipts of “good” questionnaires, partially accomplished questionnaires, consolidated reports, reports of closed, cannot be located, moved out or transferred, out of scope, refusals, duplicates and referrals. Table 13 shows the response rate by industry section and by employment size.

TABLE 13 Response Rates by Section and by Employment Size

Section	Description	Response Rate		
		Total	Less than 20	20 and over
<b>Philippines</b>		95.1	95.2	95.1
A	Agriculture, Forestry and Hunting	97.4	95.5	98.1
B	Mining and Quarrying	93.2	93.7	92.8
C	Manufacturing	95.4	96.1	95.1
D	Electricity, Gas, Steam and Air Conditioning Supply	95.1	90.0	95.8
E	Water Supply, Sewerage, Waste Management and Remediation Activities	98.7	100.0	98.2
F	Construction	95.7	96.8	95.4
G	Wholesale and Retail Trade; Repair of Motor Vehicles and Motorcycles	94.1	93.4	94.5
H	Transportation and Storage	94.5	96.3	93.5
I	Accommodation and Food Service Activities	94.3	94.8	93.9
J	Information and Communication	96.4	96.9	95.4

Section	Description	Response Rate		
		Total	Less than 20	20 and over
K	Financial and Insurance Activities	91.6	91.1	92.4
L	Real Estate Activities	93.0	93.2	92.7
M	Professional, Scientific and Technical Activities	96.0	95.8	96.5
N	Administrative and Support Service Activities	94.5	95.6	93.8
P	Education	98.6	98.1	99.0
Q	Human Health and Social Work Activities	97.1	96.6	97.6
R	Arts, Entertainment and Recreation	97.4	97.8	96.8
S	Other Service Activities	95.9	96.0	95.4

## Concepts and Definitions

**Book value** is the initial value or acquisition cost of tangible fixed assets less accumulated depreciation.

**Capital participation** refers to the claims of individuals against capital/equity by foreign and/or local investors.

**Capital expenditures** refer to the cost of acquisition of tangible fixed assets, intangible assets, and non-produced assets acquired in 2010 whether or not full payments have been made. Assets received from other establishments belonging to the same enterprise are valued as though purchased.

**Cost** refers to all expenses incurred during the year whether paid or payable. Valuation is at purchaser prices including taxes and other charges, net of rebates, returns and allowances. Goods and services received by the establishment from other establishments of the same enterprise are valued as though purchased.

**Depreciation** is the total amount set aside for the year to cover the decreases in value of tangible fixed assets owned by the establishment because of foreseen obsolescence, wear and tear as a result of operation and normal amount of accidental damage.

**Economic activity** is the establishment's source of income. If the establishment is engaged in several activities, its main economic activity is that which earns the biggest income or revenue.

**Gross addition to tangible fixed assets** is equal to capital expenditures less sale of fixed assets, including land.

**Inventories** refer to the stock of goods owned by and under the control of the establishment as of a fixed date, regardless of where the stocks are located. Valuation should be at current replacement cost in purchaser (market) prices. Replacement cost is the cost of an item in terms of its present price rather than its original cost.

*Change in inventories* is equivalent to the value of inventories at the end of the year less the value of inventories at the beginning of the year.

**Losses and damages** refer to the decrease in the book value of tangible fixed assets due to theft, major catastrophe, and other accidental destructions.

**Major alterations and improvements** are done to increase the performance or capacity of existing tangible fixed assets or to significantly extend their previous expected service lives.

**New tangible fixed assets** refer to brand new fixed assets acquired during the year, including directly or newly imported tangible fixed assets.

**Revenue** includes cash received and receivables for goods/products and by-products sold and services rendered. Valuation is at producer prices (ex-establishment), net of discounts, and allowances, including duties and taxes but excluding subsidies.

**Salaries and wages** are payments in cash or in kind to all employees, prior to deductions for employee's contributions to SSS/GSIS, withholding tax, etc. Included are total basic pay, overtime pay, and other benefits.

*Other benefits* include vacation, sick and maternity leave pay, bonuses, cost of living allowances, food, uniforms, housing, commissions paid for salaried employees, commutable transportation and representation allowances, and share of catch/harvest given to employees as salaries and wages. Excluded are costs of working clothes, reimbursable transportation and representation allowances, and separation, retirement, terminal pay, gratuities, etc.

*Overtime pay* is payment given for extra hours worked.

**Sale of tangible fixed assets** refer to the actual amount received/realized (**not** book value) from the sale of tangible fixed assets during the year including the value of tangible fixed assets transferred to other establishments of the same enterprise.

**Social contributions** refer to payments made by the employer on behalf of the employees. Examples are SSS, GSIS, Employees Compensation Commission (ECC), Phil health and PAG-IBIG.

**Subsidies** refer to special grants received from the government in the form of financial assistance or tax exemption or tax privilege given by the government to aid and develop an industry.

**Tangible fixed assets** are physical assets expected to have productive lives of more than one year and intended for use and/or being used by the establishment. Included are land, buildings, other structures and land improvements, transport equipments, machinery and other equipments, furniture, fixtures, and other fixed assets.

**Tangible fixed assets produced on own account** refer to the physical assets produced by the establishment for its own use. It is valued as the cost of all work put in place, including overhead.

**Taxes on products and production** refer to all taxes, other than income tax, incidental to the production or sale of goods and services that are chargeable as expenses including business license, BIR stamps, real estate tax and other local taxes.

**Total employment** is the number of persons who worked in for the establishment as of November 15, 2010.

*Paid employees* are all persons working in the establishment and receiving pay, as well as those working away from the establishment paid by and under the control of the establishment. Included are all employees on sick leave, paid vacation or holiday. Excluded are consultants, home workers, receiving pure commissions only, and workers on indefinite leave.

*Unpaid workers* are persons working for at least one third of the working time normal to the establishment and do not receive regular pay.

*Working owners* are owners who are actively engaged in the management but do not receive regular pay, i.e. not included in the payrolls. Managers and directors of corporations working for pay are reported as managers.

**Used tangible fixed assets** refer to those that have been used previously within the country.

**Value added** is gross output less intermediate cost. Gross output for information and communication section is the sum of the following revenue items: revenue from the main activity; value of industrial services done for others; value of non-industrial services done for others less rent income from land; delivery charges separately invoiced to customers; trade margin; commission and fees earned; other income; and capital expenditures produced on own account. Intermediate input is equal to the sum of the following cost items: materials and supplies used; fuels, lubricants, oils and greases used; electricity and water purchased; cost of industrial services done by others; non-industrial services done by others less rent expense for land; research and experimental development; environmental protection expense; royalty fee; franchise fee; foreign exchange losses; other cost; and change in other inventories.

## Kinds of Establishments

<i>Agriculture Establishment</i>	Farms, plantation, hacienda, ranch, or company engaged in the production of agricultural crops, livestock, poultry and other animals including animal products; firm providing agricultural, animal husbandry and horticultural services.
<i>Forestry Establishment</i>	Company engaged in logging operations; planting, replanting and conservation of forest; hunting, trapping and game propagation.
<i>Fishing Establishment</i>	Firm or company engaged in ocean, coastal and inland fishing; operation of fish farms, fishponds, fish pen; pearl farms and other fishing activities.
<i>Mining Establishment</i>	Mining camp engaged in the exploration, extraction, dressing and beneficiating of minerals such as coal and ores, crude petroleum and natural gas.
<i>Quarrying Establishments</i>	Firm or company engaged in the extraction from the earth of building and monumental stone, clay, sand and gravel; guano gathering and salt evaporation.
<i>Manufacturing Establishment</i>	Shop, factory, bakery, millwork, distillery, refinery, cannery, abattoir, brewery, foundry, tannery or plant engaged in manufacturing processing, fabricating of finishing products, mechanically or manually, including the assembly of the component parts of manufactured products and the substantial alteration, reconstruction and repair of special types of goods.
<i>Electricity Establishment</i>	Plant engaged in the generation, transmission, and/or distribution of electric energy for sale to users, or one, which produces electricity for its parent enterprise.

<i>Water Supply Establishment</i>	Water system/waterworks engaged in the collection, purification and distribution of water to users.
<i>Construction Establishment</i>	General contractor engaged in the construction, repair or demolition of buildings, highways, airports and other structures; land leveling; earth moving and land reclamation; specialty contractor engaged in specialized trade or craft like electrical installation, plumbing, painting, air conditioning, well drilling, installation of doors and windows and other work on component parts of the structure.
<i>Wholesale Trade and Commission Trade Establishment</i>	Store, shop, office, bazaar, arcade or emporium engaged in the (a) resale (sale without transformation) of new and used goods (in bulk) to retailers, industrial/commercial/institutional/ professional users, or to other wholesalers and (b) trading on behalf and on the account of others.
<i>Retail Trade Establishment</i>	Department store, hypermart, convenience store, variety store, shop, mart, bazaar, sari-sari store, pharmacy, supermarket, grocery, arcade or emporium engaged in the resale (sale without transformation) of new and used goods to the general public.
<i>Repair Service Establishment</i>	Shop specializing in the repair of consumer goods like footwear, luggage, handbags and gloves and other leather goods; electrical appliances, and equipment as television and radio receivers, refrigerators, washing machines, ironers, vacuum cleaners, toasters, motor vehicles including motorcycles; watch, clock and jewelry; bicycles; typewriters, cameras, binoculars, musical instruments, umbrellas, etc.
<i>Food and Drinks Service Establishment</i>	Restaurant, bar, lounge, salon, parlor, kiosk, club, counter, café, canteen engaged in the sale of prepared food and drinks generally for consumption within the premises.
<i>Lodging and Rooming Service Establishment</i>	Hotel, motel, resort, inn, lodge, camp, dormitory or lodging house engaged in the provision of lodging facilities, to the general public on lease, rental or fee basis.
<i>Transport Establishment</i>	Bus line, air line, shipping line, agency, broker or transport operator engaged in providing (a) vehicles for the transport to passenger or freight through regular scheduled operation, charter, rental or fee basis, and (b) services incidental to transport such as maintenance and operation of piers, terminals, depots; pilotage, forwarding packing and crating.
<i>Storage and Warehousing Establishment</i>	Brokerage, agency or office engaged in the operation of storage facilities and warehouse for hire by the general public for storage of such items as farm products, food, furniture, and other household goods, textiles and lumber.
<i>Telecommunication Establishment</i>	Station, office or agency engaged in the transmission of sound, images, data or other information via cables, broadcasting, relay, or satellite.
<i>Financial Establishment</i>	Bank, savings and loan association, credit institution, pawnshop, financial institution, trust company, investment company, pawn broker, or institution engaged in accepting of deposits, granting loans and the investment of money; dealer, broker or office engaged in investment research and counseling, check cashing, stock quotation, foreign exchange dealing and other financial services.

<i>Insurance, Pre-Need Plan Companies and Pension Funding Establishment</i>	Life insurance companies; non-life insurance for fire, marine, accident, health, title, financial obligation, casualty, fidelity and surety; agents and brokers servicing insurance carriers, consultant for policyholders; fund managers.
<i>Real Estate Establishment</i>	Realtor, developer, agency, broker, lessor or companies engaged in the operating, developing, subdividing, buying and selling of real estate including cemetery lots and columbarium.
<i>Business Service Establishment</i>	Office, agency or firm engaged in (a) rental and leasing of machinery and equipment, audio-video machines, tapes and records, sports and recreational equipment; (b) computer-related activities; (c) legal, accounting, bookkeeping, research and development, advertising and other technical services; (d) cleaning of offices, shops, and factories; (e) photographic activities; (f) basic and general research in the biological, physical and social sciences; (g) transcription activities (medical, legal); and (h) call centers.
<i>Sanitary Establishment</i>	Company engaged in the collection and disposal of garbage, sewage and human waste.
<i>Social Service Establishment</i>	School, college, university or seminary offering educational services; a clinic, hospital, sanitarium, nursing home or a similar institution offering medical, dental and other health and veterinary services; a home orphanage, society, center or agency engaged in providing social welfare services.
<i>Recreational and Cultural Service Establishment</i>	Motion picture producer, booking agency, movie house, theater, radio and television station and studio, stage and opera company, band, orchestra, ticket agency, library, museum, dance hall, bowling alley, park, beach, swimming pool, sports club, gallery, skating rink race track or golf course engaged in providing entertainment, amusement and recreational services.
<i>Personal Service Establishment</i>	A laundry shop, barber shop, massage clinic, beauty parlor, funeral parlor, fortune telling shop and such engaged in rendering various specialized service to the general public.

## **Symbols and Abbreviations Used in Statistical Tables**

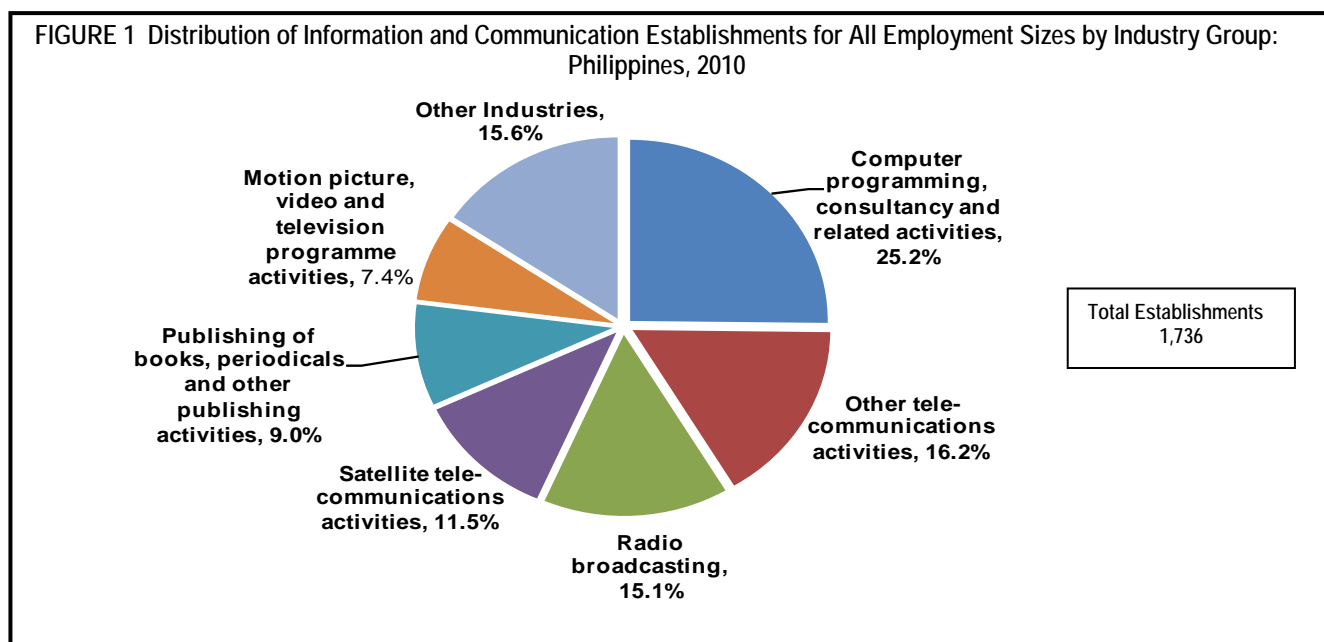
s	suppressed data to avoid disclosure of individual establishment's data
}	combined data of two or more industries or regions
-	zero
n.e.c	not elsewhere classified

## BRIEF ANALYSIS

### Number of Establishments

The 2010 Annual Survey of Philippine Business and Industry covered a total of 1,736 establishments engaged in Information and Communication. Establishments with total employment (TE) of less than 20 comprised more than half of the total with 1,137 (65.5%) while establishments with TE of 20 and over have 599 (35.5%) establishments.

Computer programming, consultancy and related activities industries lead the section with 437 (25.2%) establishments. Other telecommunications activities and radio broadcasting followed with 282 (16.2%) and 263 (15.1%) establishments, respectively. Figure 1 shows the percentage distribution of establishments by industry group in 2010.

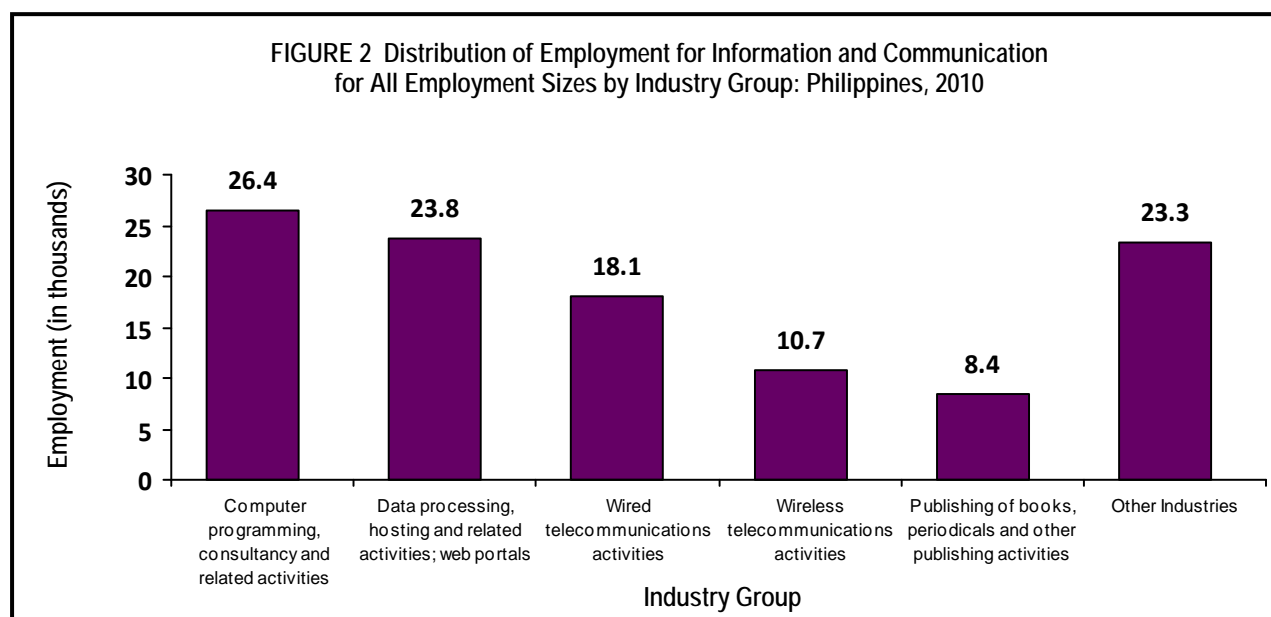


Regionwise, almost three-fourths of the total number of establishments engaged in information and communication activities with TE of 20 and over came from the National Capital Region (NCR) with 431 (72.0%) establishments. It was far followed by Central Visayas Region (Region VII) with 43 (7.2%) establishments. Both Central Luzon (Region III) and CALABARZON (Region IV-A) shared the third spot with 24 (4.0%) establishments.

### Employment

Information and Communication section provided employment to some 110,758 workers in 2010. Of the total workforce, paid workers comprised 110,199 or 99.5 percent. In addition, there were 102,202 employees in information and communication establishments with TE of 20 and over while there were 8,556 employees in establishments with TE of less than 20.

Among industry groups, computer programming, consultancy and related activities generated the highest number of employee with 26,448 (23.9%) workers followed closely by data processing, hosting and related activities; web portals with 23,785 (21.5%) workers. Wired telecommunications activities ranked third in the industries that hired jobs with 18,110 (16.4%) workers. Figure 2 shows the distribution of employment by industry group.



NCR employed the largest workforce among other regions with 83,783 (82.0%) employees for establishments with TE of 20 and over. Central Visayas followed with 9,115 (8.9%) employees. In addition, Central Luzon and CALABARZON took the third and fourth spot in terms of employment, with 2,857 (2.8%) and 2,214 (2.2%) total workers respectively.

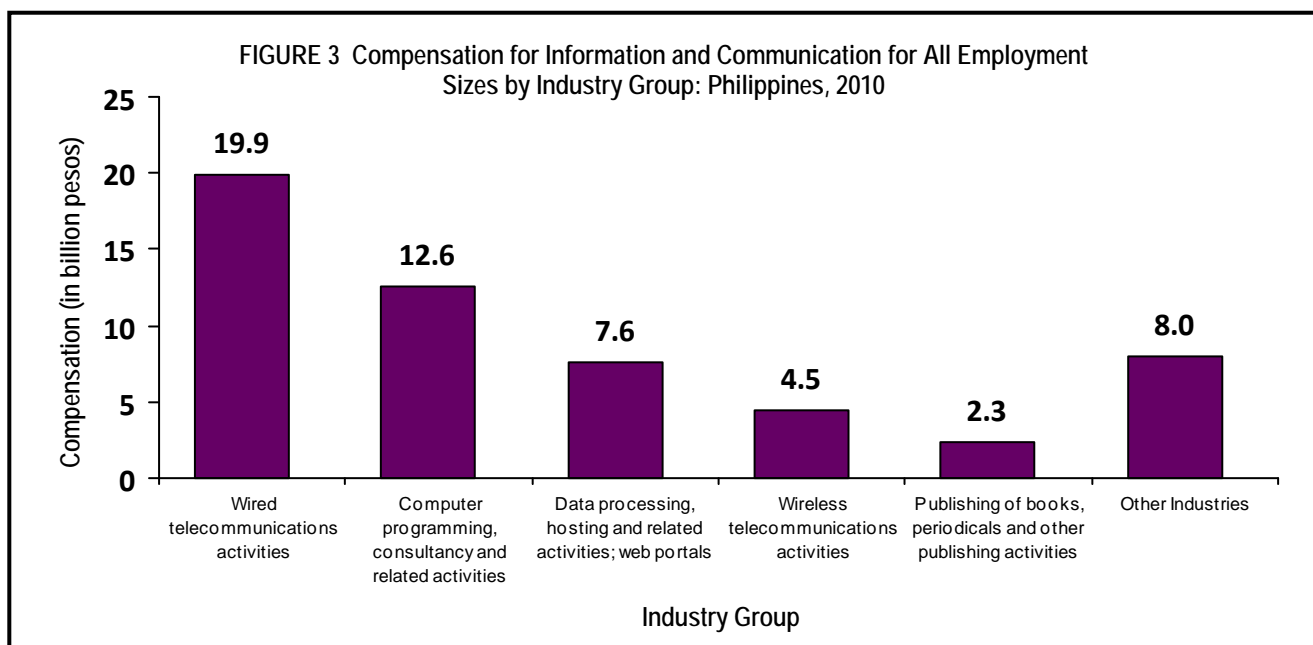
The section's average employment stood at 64 employees per establishment. Wireless telecommunications activities registered the highest national average at 410 employees per establishment. Three other industries surpassed the section's average, namely, wired telecommunications activities, data processing, hosting and related activities; web portals, and television programming and broadcasting activities with 318, 264 and 78 employees per establishment, respectively.

## Compensation

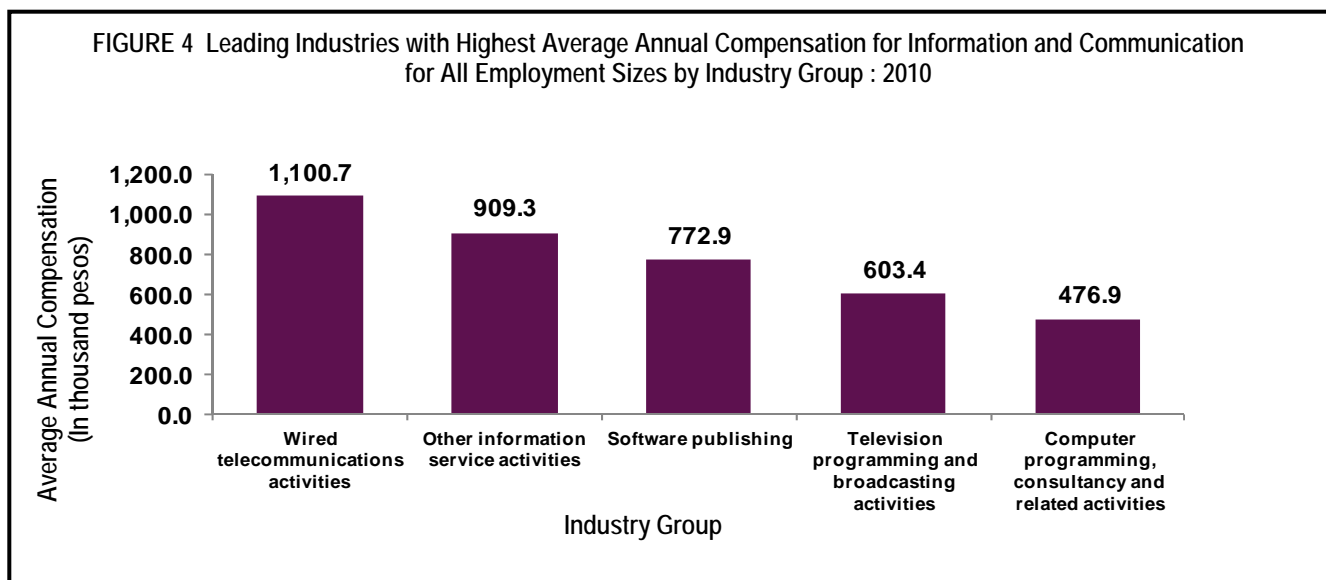
Total compensation paid by Information and Communication section in 2010 amounted to PHP54.9 billion, an equivalent of PHP498,075 average annual compensation. About 96.6 percent of the total compensation or PHP53.0 billion was paid by establishments with TE of 20 and over. The remaining 3.4 percent was paid by establishments with TE of less than 20.

By industry group, wired telecommunications activities paid the highest compensation to its employees amounting to PHP19.9 billion or 36.3 percent of the total. This was followed by computer programming, consultancy and related activities paying PHP12.6 billion or 22.9 percent while data processing, hosting and related activities; web portals occupied the third highest paying industry with PHP7.6 billion (13.9%). Figure 3 below shows the compensation by industry for the section





Wired telecommunications activities employees were the highest earners in 2010 with an average annual compensation of PHP1.1 million. Employees of other information service activities and software publishing followed next with PHP909,261 and PHP772,891, respectively. On the other hand, radio broadcasting employees received the lowest annual pay of PHP189,819. Figure 4 shows the five leading industries with highest annual compensation in 2010.



Information and communication establishments with TE of 20 and over in NCR paid the highest compensation compared to other regions which amounted to PHP48.4 billion or 91.2 percent. Next in rank was Central Visayas with PHP3.2 billion or 6.0 percent.

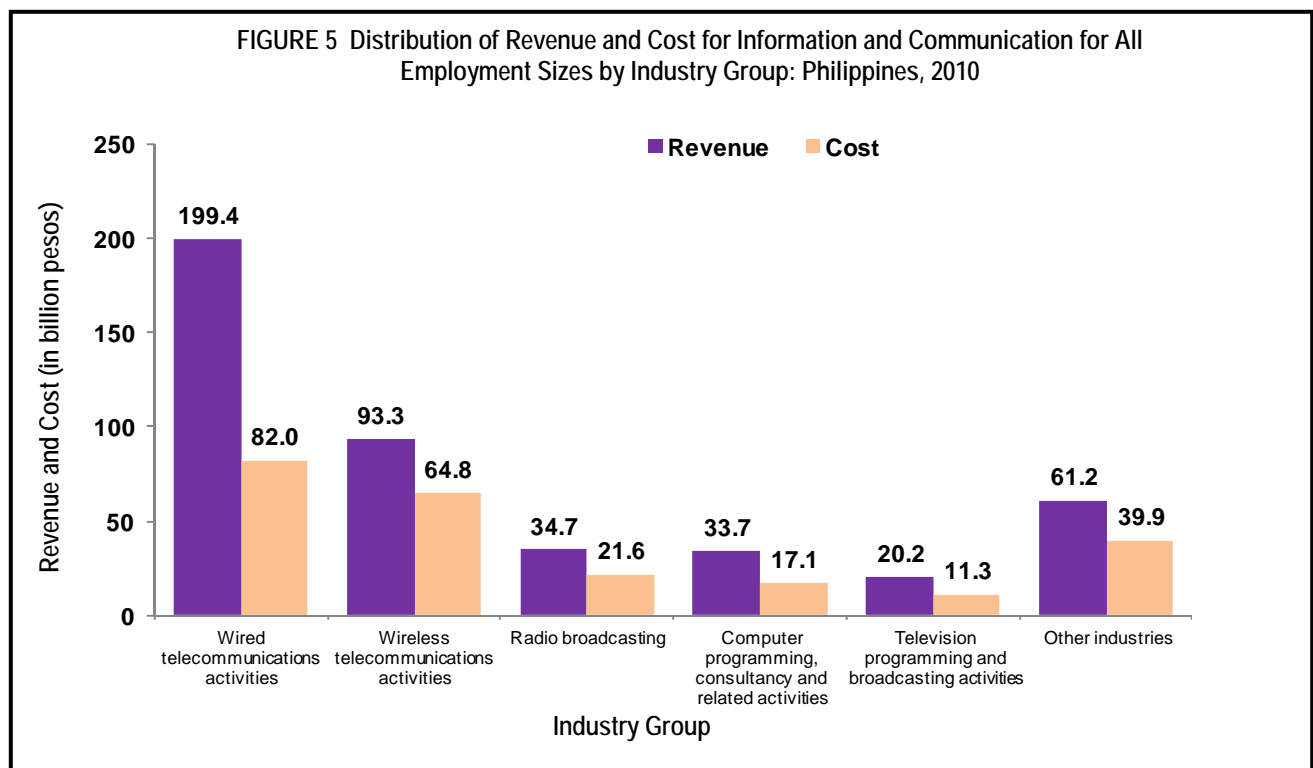
## Revenue

Gross revenue for the section in 2010 was estimated at PHP442.5 billion. The top revenue generators were the following: wired telecommunications activities earned PHP199.4 billion (45.1%); wireless telecommunications activities with PHP93.3 billion (21.1%); Radio broadcasting with PHP34.7 billion (7.8%).

Major portion of the revenue earned by information and communication establishments with TE of 20 and over came from NCR amounted to more than PHP415.3 billion or 96.7 percent. It was followed by Central Visayas which earned PHP8.1 billion and by CALABARZON with PHP1.7 billion of total revenue.

## Cost

Costs for operating the section less compensation in 2010 totaled to more than PHP236.6 billion. Largest part of the total cost was spent by wired telecommunications activities with almost PHP82.0 billion (34.6%). wireless telecommunications activities incurred the second highest cost with PHP64.8 billion (27.4%) followed by radio broadcasting with PHP21.6 billion (9.1%). Figure 5 shows the distribution of revenue and cost for all information and communication establishments by industry group in 2010.

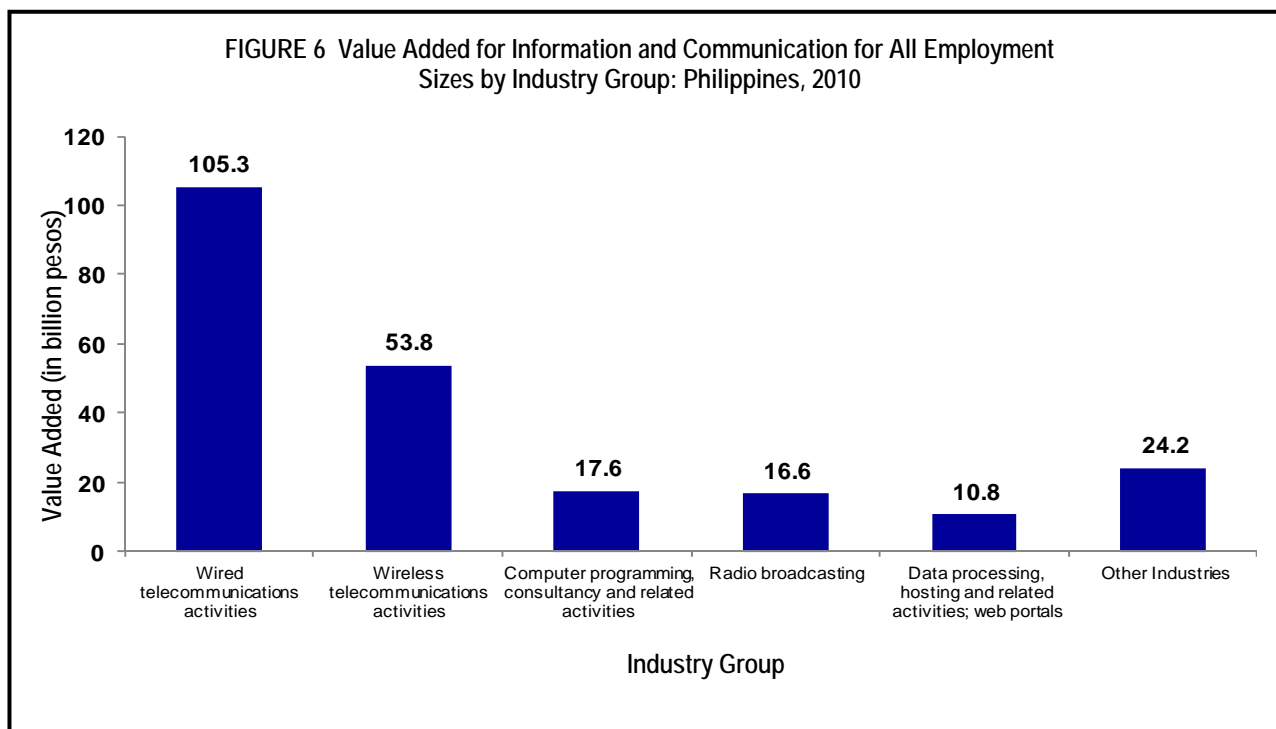


Bulk of the cost of information and communication establishments with TE of 20 and over were spent by those in NCR, comprising 97.0 percent of the total cost or PHP221.4 billion. Central Visayas and CALABARZON followed with PHP3.4 billion and PHP1.0 billion respectively.

The revenue generated an amount of PHP1.87 for every peso cost for the section. Among industries, data processing, hosting and related activities; web portals recorded the highest revenue-cost ratio with PHP3.20 followed by wired telecommunications activities with PHP2.43. Computer programming, consultancy and related activities with PHP1.98 came in third.

## Value Added

Value added was estimated at PHP228.3 billion. More than three-fourths (77.4%) or PHP176.7 billion of the total value added of the section was contributed by the following industry groups: Wired telecommunications activities with PHP105.3 billion (46.1%), wireless telecommunications activities with PHP53.8 billion (23.6%) and computer programming, consultancy and related activities with PHP17.6 billion (7.7%). Figure 6 shows the value added by industry for the section.



## Labor Productivity

The national average for revenue per employee for the section was recorded at about PHP4.0 million. Workers in wired telecommunications activities establishments were the most productive in terms of revenue per employee with PHP11.0 million exceeding the national average for revenue per employee. Other industries that surpassed the national average includes, wireless telecommunications activities with PHP8.8 million, radio broadcasting, other information service activities and television programming and broadcasting activities with PHP6.7 million, PHP5.6 million and PHP5.4 million, respectively.

Value added per employee, another measure of labor productivity, was valued at PHP2.1 million per employee. Among industries, wired telecommunications activities establishments had the highest average of PHP5.8 million followed by wireless telecommunications activities and radio broadcasting with PHP5.0 million and PHP3.2 million, respectively.

### **Change in Inventories**

Change in inventories, defined as the value of ending inventory less the beginning, amounted to PHP770.9 million for this section in 2010. Among industries, wireless telecommunications activities recorded the highest with PHP526.4 million, while six industries reported negative inventories amounting to PHP36.5 million.

### **Gross addition to tangible fixed assets**

Gross additions to fixed assets in 2010 totaled PHP67.3 billion with the wireless telecommunications activities recording the highest amount of PHP48.5 billion (72.0%). Wired telecommunications activities followed with PHP11.0 billion (16.4%) and radio broadcasting with PHP3.3 billion (4.9%).

### **Subsidies**

Subsidies are special grants received from the government in the form of financial assistance or tax exemption or tax privilege to aid and develop an industry. For 2010, only two out of the 13 industries received government subsidies. These were: television programming and broadcasting activities; and radio broadcasting with PHP4.0 million and PHP900 thousand, respectively.

TABLE A Summary Statistics for Information and Communication Establishments for All Employment Sizes by Industry Group: Philippines, 2010

(Value in thousand pesos. Details may not add up to total due to rounding and/or statistical disclosure control)

2009 PSIC Code	Industry Description	Number of Establishments	Employment as of November 15		Total Compensation	Total Revenue
			Total	Paid Employees		
		(1)	(2)	(3)	(4)	(5)
	<b>Philippines</b>	<b>1,736</b>	<b>110,758</b>	<b>110,199</b>	<b>54,887,386</b>	<b>442,474,257</b>
J581	Publishing of books, periodicals and other publishing activities	157	8,433	8,387	2,255,118	12,610,161
J582	Software publishing	26	1,406	1,400	1,082,048	3,418,250
J591	Motion picture, video and television programme activities	128	4,641	4,615	1,345,811	11,321,007
J592	Sound recording and music publishing activities	18	469	467	148,636	659,974
J601	Radio broadcasting	263	5,162	5,066	961,625	34,700,816
J602	Television programming and broadcasting activities	48	3,732	3,727	2,248,711	20,153,802
J611	Wired telecommunications activities	57	18,110	18,107	19,930,503	199,400,996
J612	Wireless telecommunications activities	26	10,663	10,660	4,490,286	93,302,997
J613	Satellite telecommunications activities	199	5,555	5,472	1,628,072	14,808,893
J619	Other telecommunications activities	282	2,201	2,039	487,125	2,635,598
J620	Computer programming, consultancy and related activities	437	26,448	26,340	12,561,626	33,691,018
J631	Data processing, hosting and related activities; web portals	90	23,785	23,766	7,608,707	14,914,168
J639	Other information service activities	5	153	153	139,117	856,576
2009 PSIC Code	Industry Description	Total Cost	Value Added	Gross Additions to Fixed Assets	Change in Inventories	Subsidies
		(6)	(7)	(8)	(9)	(10)
	<b>Philippines</b>	<b>236,567,224</b>	<b>228,299,740</b>	<b>67,311,473</b>	<b>770,891</b>	<b>4,939</b>
J581	Publishing of books, periodicals and other publishing activities	9,452,452	3,791,792	385,264	123,057	-
J582	Software publishing	2,314,876	1,267,797	29,153	1,527	-
J591	Motion picture, video and television programme activities	8,760,305	3,606,525	368,318	13,807	-
J592	Sound recording and music publishing activities	489,044	165,718	11,256	(1,026)	-
J601	Radio broadcasting	21,559,564	16,572,859	3,271,958	11,786	900
J602	Television programming and broadcasting activities	11,296,654	10,081,651	737,407	(7,555)	4,039
J611	Wired telecommunications activities	81,969,554	105,323,803	11,021,107	129,263	-
J612	Wireless telecommunications activities	64,755,016	53,806,269	48,455,420	526,405	-
J613	Satellite telecommunications activities	11,919,521	3,965,398	1,241,709	(15,603)	-
J619	Other telecommunications activities	1,650,829	1,181,304	20,783	(8,786)	-
J620	Computer programming, consultancy and related activities	17,055,404	17,612,831	690,818	(2,188)	-
J631	Data processing, hosting and related activities; web portals	4,655,912	10,778,451	1,076,943	(1,380)	-
J639	Other information service activities	688,093	145,344	1,335	1,582	-

TABLE B. Summary Statistics for Information and Communication Establishments with Total Employment of 20 and Over by Industry  
Group: Philippines, 2010

(Value in thousand pesos. Details may not add up to total due to rounding and/or statistical disclosure control)

2009 PSIC Code	Industry Description	Number of Establishments	Employment as of November 15		Total Compensation	Total Revenue
			Total	Paid Employees		
		(1)	(2)	(3)	(4)	(5)
	<b>Philippines</b>	<b>599</b>	<b>102,202</b>	<b>102,081</b>	<b>53,038,827</b>	<b>429,459,536</b>
J581	Publishing of books, periodicals and other publishing activities	74	7,730	7,715	2,049,979	11,948,706
J582	Software publishing	12	1,288	1,282	1,057,966	3,209,119
J591	Motion picture, video and television programme activities	52	4,061	4,054	1,228,241	9,239,427
J592	Sound recording and music publishing activities	s	s	s	s	s
J601	Radio broadcasting	54	3,484	3,468	603,646	32,197,018
J602	Television programming and broadcasting activities	18	3,466	3,464	2,192,761	18,189,427
J611	Wired telecommunications activities	35	17,863	17,862	19,892,039	199,189,805
J612	Wireless telecommunications activities	16	10,557	10,557	4,470,058	93,204,587
J613	Satellite telecommunications activities	54	4,186	4,164	1,475,457	13,876,105
J619	Other telecommunications activities	13	1,098	1,096	365,807	1,580,897
J620	Computer programming, consultancy and related activities	204	24,406	24,360	11,963,306	30,781,923
J631	Data processing, hosting and related activities; web portals	58	23,549	23,545	7,486,410	14,679,890
J639	Other information service activities	s	s	s	s	s

2009 PSIC Code	Industry Description	Total Cost	Value Added	Gross Additions to Fixed Assets	Change in Inventories	Subsidies
		(6)	(7)	(8)	(9)	(10)
	<b>Philippines</b>	<b>228,229,940</b>	<b>222,768,579</b>	<b>66,573,537</b>	<b>798,011</b>	<b>4,039</b>
J581	Publishing of books, periodicals and other publishing activities	8,943,226	3,599,525	379,476	115,314	-
J582	Software publishing	2,212,923	1,154,427	28,430	1,503	-
J591	Motion picture, video and television programme activities	7,052,036	3,043,708	354,492	13,592	-
J592	Sound recording and music publishing activities	s	s	s	s	s
J601	Radio broadcasting	20,095,934	15,292,191	3,016,740	13,214	-
J602	Television programming and broadcasting activities	10,157,263	9,080,030	574,658	(7,820)	4,039
J611	Wired telecommunications activities	81,809,964	105,257,244	11,019,368	128,526	-
J612	Wireless telecommunications activities	64,696,699	53,755,979	48,412,621	526,405	-
J613	Satellite telecommunications activities	11,334,728	3,519,320	1,070,598	(6,923)	-
J619	Other telecommunications activities	1,170,656	569,980	12,518	(8,987)	-
J620	Computer programming, consultancy and related activities	15,134,862	16,586,319	623,787	25,711	-
J631	Data processing, hosting and related activities; web portals	4,542,282	10,642,867	1,075,115	(1,490)	-
J639	Other information service activities	s	s	s	s	s

TABLE C Summary Statistics for Information and Communication Establishments with Total Employment of Less Than 20 by Industry  
Group: Philippines, 2010

(Value in thousand pesos. Details may not add up to total due to rounding and/or statistical disclosure control)

2009 PSIC Code	Industry Description	Number of Establishments	Employment as of November 15		Total Compensation	Total Revenue
			Total	Paid Employees		
		(1)	(2)	(3)	(4)	(5)
	<b>Philippines</b>	<b>1,137</b>	<b>8,556</b>	<b>8,118</b>	<b>1,848,560</b>	<b>13,014,720</b>
J581	Publishing of books, periodicals and other publishing activities	83	703	672	205,139	661,455
J582	Software publishing	14	118	118	24,083	209,131
J591	Motion picture, video and television programme activities	76	580	561	117,570	2,081,581
J592	Sound recording and music publishing activities	11	90	88	19,517	89,739
J601	Radio broadcasting	209	1,678	1,598	357,979	2,503,798
J602	Television programming and broadcasting activities	30	266	263	55,950	1,964,375
J611	Wired telecommunications activities	22	247	245	38,464	211,190
J612	Wireless telecommunications activities	10	106	103	20,228	98,410
J613	Satellite telecommunications activities	145	1,369	1,308	152,615	932,789
J619	Other telecommunications activities	269	1,103	943	121,318	1,054,701
J620	Computer programming, consultancy and related activities	233	2,042	1,980	598,320	2,909,095
J631	Data processing, hosting and related activities; web portals	32	236	221	122,296	234,278
J639	Other information service activities	3	18	18	15,081	64,179
2009 PSIC Code	Industry Description	Total Cost	Value Added	Gross Additions to Fixed Assets	Change in Inventories	Subsidies
		(6)	(7)	(8)	(9)	(10)
	<b>Philippines</b>	<b>8,337,285</b>	<b>5,531,162</b>	<b>737,936</b>	<b>(27,119)</b>	<b>900</b>
J581	Publishing of books, periodicals and other publishing activities	509,226	192,265	5,788	7,744	-
J582	Software publishing	101,953	113,372	724	24	-
J591	Motion picture, video and television programme activities	1,708,269	562,819	13,826	216	-
J592	Sound recording and music publishing activities	75,795	22,906	6,009	9	-
J601	Radio broadcasting	1,463,629	1,280,668	255,218	(1,428)	900
J602	Television programming and broadcasting activities	1,139,391	1,001,624	162,750	265	-
J611	Wired telecommunications activities	159,591	66,558	1,739	737	-
J612	Wireless telecommunications activities	58,318	50,290	42,799	-	-
J613	Satellite telecommunications activities	584,793	446,080	171,112	(8,680)	-
J619	Other telecommunications activities	480,173	611,321	8,265	201	-
J620	Computer programming, consultancy and related activities	1,920,542	1,026,513	67,031	(27,899)	-
J631	Data processing, hosting and related activities; web portals	113,630	135,582	1,827	110	-
J639	Other information service activities	21,975	21,167	848	1,582	-

TABLE D Summary Statistics for Information and Communication Establishments with Total Employment of 20 and Over  
by Region: Philippines, 2010

(Value in thousand pesos. Details may not add up to total due to rounding and/or statistical disclosure control)

2009 PSIC Code	Region / Industry Description	Number of Establishments	Employment as of November 15		Total Compensation	Total Revenue
			Total	Paid Employees		
		(1)	(2)	(3)	(4)	(5)

<b>Philippines</b>	<b>599</b>	<b>102,202</b>	<b>102,081</b>	<b>53,038,827</b>	<b>429,459,536</b>
National Capital Region	431	83,783	83,710	48,373,877	415,333,898
Cordillera Administrative Region	5	183	183	28,337	176,997
I-Ilocos Region	4	97	97	22,858	180,628
II - Cagayan Valley	3	121	119	13,646	34,505
III - Central Luzon	24	2,857	2,855	376,245	1,300,468
IVA - CALABARZON	24	2,214	2,206	516,413	1,697,128
IVB - MIMAROPA	3	161	161	22,506	60,988
V - Bicol Region	6	641	639	73,526	149,467
VI - Western Visayas	14	518	514	73,438	239,997
VII - Central Visayas	43	9,115	9,104	3,204,106	8,084,038
VIII - Eastern Visayas	6	1,123	1,117	88,371	182,754
IX - Zamboanga Peninsula	s	s	s	s	s
X - Northern Mindanao	14	697	692	121,387	676,906
XI - Davao Region	9	323	323	75,955	1,164,957
XII - SOCCSKSARGEN	9	287	279	39,708	139,265
XIII - Caraga	s	s	s	s	s

2009 PSIC Code	Region / Industry Description	Total Cost	Value Added	Gross Additions to Fixed Assets	Change in Inventories	Subsidies
		(6)	(7)	(8)	(9)	(10)

<b>Philippines</b>	<b>228,229,940</b>	<b>222,768,579</b>	<b>66,573,537</b>	<b>798,011</b>	<b>4,039</b>
National Capital Region	221,393,440	214,550,065	65,641,558	801,794	4,039
Cordillera Administrative Region	97,941	86,221	5,163	29	-
I-Ilocos Region	91,520	101,814	8,554	(119)	-
II - Cagayan Valley	14,976	22,576	4,633	-	-
III - Central Luzon	667,930	767,177	159,867	(8,240)	-
IVA - CALABARZON	1,038,744	734,505	67,720	2,047	-
IVB - MIMAROPA	46,493	18,666	-	234	-
V - Bicol Region	60,555	108,290	14,890	3,494	-
VI - Western Visayas	126,455	153,164	17,100	1,423	-
VII - Central Visayas	3,395,968	5,102,898	473,313	6,183	-
VIII - Eastern Visayas	83,775	110,368	18,792	291	-
IX - Zamboanga Peninsula	s	s	s	s	s
X - Northern Mindanao	402,810	345,818	27,959	(9,366)	-
XI - Davao Region	675,263	587,354	85,849	159	-
XII - SOCCSKSARGEN	109,698	62,620	46,874	82	-
XIII - Caraga	s	s	s	s	s



TABLE R1 Selected Indicators for Information and Communication Establishments for All Employment Sizes by Industry  
Group: Philippines, 2010

2009 PSIC Code	Industry Description	Average Number of Workers per Establishment	Average Annual Compensation	Revenue Per Cost	Revenue Per Employee	Value Added per Employee
		(1)	(2)	(3)	(4)	(5)
	<b>Philippines</b>	<b>64</b>	<b>498,075</b>	<b>1.87</b>	<b>3,994,964</b>	<b>2,061,248</b>
J581	Publishing of books, periodicals and other publishing activities	54	268,883	1.33	1,495,335	449,637
J582	Software publishing	54	772,891	1.48	2,431,188	901,705
J591	Motion picture, video and television programme activities	36	291,617	1.29	2,439,346	777,101
J592	Sound recording and music publishing activities	26	318,278	1.35	1,407,194	353,343
J601	Radio broadcasting	20	189,819	1.61	6,722,359	3,210,550
J602	Television programming and broadcasting activities	78	603,357	1.78	5,400,268	2,701,407
J611	Wired telecommunications activities	318	1,100,707	2.43	11,010,546	5,815,782
J612	Wireless telecommunications activities	410	421,228	1.44	8,750,164	5,046,072
J613	Satellite telecommunications activities	28	297,528	1.24	2,665,867	713,843
J619	Other telecommunications activities	8	238,904	1.60	1,197,455	536,712
J620	Computer programming, consultancy and related activities	61	476,903	1.98	1,273,859	665,942
J631	Data processing, hosting and related activities; web portals	264	320,151	3.20	627,041	453,162
J639	Other information service activities	31	909,261	1.24	5,598,536	949,961

TABLE R2 Indicators for Information and Communication Establishments with Total Employment of 20 and Over by Industry  
Group: Philippines, 2010

2009 PSIC Code	Industry Description	Employment Per Establishment	Average Annual Compensation	Revenue Per Cost	Revenue Per Employee	Value Added Per Employee
		(1)	(2)	(3)	(4)	(5)
	<b>Philippines</b>	<b>171</b>	<b>519,576</b>	<b>1.88</b>	<b>4,202,066</b>	<b>2,179,689</b>
J581	Publishing of books, periodicals and other publishing activities	104	265,713	1.34	1,545,758	465,657
J582	Software publishing	107	825,246	1.45	2,491,552	896,294
J591	Motion picture, video and television programme activities	78	302,970	1.31	2,275,161	749,497
J592	Sound recording and music publishing activities	s	s	s	s	s
J601	Radio broadcasting	65	174,062	1.60	9,241,394	4,389,263
J602	Television programming and broadcasting activities	193	633,014	1.79	5,247,959	2,619,743
J611	Wired telecommunications activities	510	1,113,651	2.43	11,150,972	5,892,473
J612	Wireless telecommunications activities	660	423,421	1.44	8,828,700	5,091,975
J613	Satellite telecommunications activities	78	354,336	1.22	3,314,884	840,736
J619	Other telecommunications activities	84	333,766	1.35	1,439,797	519,107
J620	Computer programming, consultancy and related activities	120	491,105	2.03	1,261,244	679,600
J631	Data processing, hosting and related activities; web portals	406	317,962	3.23	623,376	451,946
J639	Other information service activities	s	s	s	s	s

TABLE R3 Indicators for Information and Communication Establishments with Total Employment of Less Than 20 by Industry  
Group: Philippines, 2010

2009 PSIC Code	Industry Description	Employment Per Establishment	Average Annual Compensation	Revenue Per Cost	Revenue Per Employee	Value Added Per Employee
		(1)	(2)	(3)	(4)	(5)
	<b>Philippines</b>	<b>8</b>	<b>227,711</b>	<b>1.56</b>	<b>1,521,122</b>	<b>646,466</b>
J581	Publishing of books, periodicals and other publishing activities	8	305,266	1.30	940,903	273,492
J582	Software publishing	8	204,093	2.05	1,772,297	960,780
J591	Motion picture, video and television programme activities	8	209,572	1.22	3,588,933	970,378
J592	Sound recording and music publishing activities	8	221,784	1.18	997,100	254,511
J601	Radio broadcasting	8	224,017	1.71	1,492,132	763,211
J602	Television programming and broadcasting activities	9	212,738	1.72	7,384,868	3,765,504
J611	Wired telecommunications activities	11	156,996	1.32	855,020	269,466
J612	Wireless telecommunications activities	11	196,388	1.69	928,396	474,434
J613	Satellite telecommunications activities	9	116,678	1.60	681,365	325,844
J619	Other telecommunications activities	4	128,651	2.20	956,211	554,235
J620	Computer programming, consultancy and related activities	9	302,182	1.51	1,424,630	502,700
J631	Data processing, hosting and related activities; web portals	7	553,376	2.06	992,703	574,500
J639	Other information service activities	6	837,833	2.92	3,565,500	1,175,944

# **Statistical Tables**

**For All Employment Sizes**

**National Tables**

TABLE 1 Summary Statistics for Information and Communication Establishments for All Employment Sizes  
by Industry Sub-Class: Philippines, 2010

(Value in thousand pesos. Details may not add up to total due to rounding and/or statistical disclosure control)

2009 PSIC Code	Industry Description	Number of Establishment s	Employment as of November 15		Total Compensation	Total Revenue	Total Cost
			Total	Paid Employees			
		(1)	(2)	(3)	(4)	(5)	(6)
Philippines		1,736	110,758	110,199	54,887,386	442,474,257	236,567,224
J58110	Book publishing	75	2,950	2,936	713,554	3,709,790	2,995,407
J58120	Publishing of directories and mailing lists	a/	a/	a/	a/	a/	a/
J58130	Publishing of newspapers, journals and periodicals	76	4,280	4,248	1,177,336	8,058,737	6,033,847
J58190	Other publishing activities	6	1,203	1,203	364,228	841,634	423,199
J58200	Software publishing	26	1,406	1,400	1,082,048	3,418,250	2,314,876
J59110	Motion picture, video and television programme activities	25	2,053	2,049	625,401	5,050,252	3,837,830
J59120	Motion picture, video and television programme post-production activities	15	821	821	372,911	797,301	331,637
J59130	Motion picture, video and television programme distribution activities	4	47	47	38,853	983,342	804,851
J59140	Motion picture projection activities	84	1,720	1,698	308,647	4,490,113	3,785,987
J59201	Sound recording activities	16	429	427	142,727	630,430	473,171
J59202	Publishing of music	s	s	s	s	s	s
J60101	Radio broadcasting and relay station and studios	261	5,142	5,046	956,178	34,673,656	21,541,299
J60102	Radio program production	s	s	s	s	s	s
J60201	Television broadcasting and relay stations and studios including closed circuit television services	31	3,080	3,077	1,682,901	16,703,577	8,733,378
J60202	Television program production	17	652	650	565,810	3,450,226	2,563,277
J61101	Wired (landline) services	43	16,361	16,358	19,246,055	195,987,418	79,783,893
J61102	Wired internet access service activities (e.g. dsl, leased line, dial-up)	7	388	388	191,749	1,445,232	985,598
J61109	Other wired telecommunications activities	7	1,361	1,361	492,699	1,968,346	1,200,063
J61201	Wireless landline services	s	s	s	s	s	s
J61202	Mobile telecommunications services	3	8,643	8,643	3,253,660	89,461,027	62,641,747
J61203	Wireless internet access services (e.g. internet service provider, broadband)	17	1,919	1,919	1,212,411	3,642,885	1,945,812
J61209	Other wireless telecommunication services, n.e.c.	5	93	90	23,912	198,277	166,727
J61300	Satellite telecommunications activities	199	5,555	5,472	1,628,072	14,808,893	11,919,521
J61901	Telephone access in facilities open to the public service activities	s	s	s	s	s	s
J61902	Internet access in facilities open to the public service activities	257	1,511	1,355	173,121	713,156	488,651
J61909	Other telecommunications service activities, n.e.c.	24	635	629	310,790	1,905,057	1,155,672
J62010	Computer programming activities	381	22,390	22,307	11,635,306	31,630,983	16,070,129
J62020	Computer consultancy and computer facilities management activities	4	35	29	7,711	13,291	7,503
J62090	Other information technology and computer service activities	52	4,023	4,004	918,609	2,046,744	977,773

TABLE 1 Summary Statistics for Information and Communication Establishments for All Employment Sizes  
by Industry Sub-Class: Philippines, 2010 *(Concluded)*

(Value in thousand pesos. Details may not add up to total due to rounding and/or statistical disclosure control)

2009 PSIC Code	Industry Description	Number of Establishment s	Employment as of November 15		Total Compensation	Total Revenue	Total Cost
			Total	Paid Employees			
		(1)	(2)	(3)	(4)	(5)	(6)
J63111	Data processing	61	22,879	22,864	7,301,810	14,101,239	4,204,741
J63112	Website hosting services	3	72	72	28,983	59,273	28,812
J63113	Application hosting services	26	834	830	277,914	753,657	422,359
J63910	News agency activities	s	s	s	s	s	s
J63990	Other information service activities, n.e.c.	3	142	142	125,062	806,948	677,556

TABLE 1 Summary Statistics for Information and Communication Establishments for All Employment Sizes  
by Industry Sub-Class: Philippines, 2010 *(Continued)*

(Value in thousand pesos. Details may not add up to total due to rounding and/or statistical disclosure control)

2009 PSIC Code	Industry Description	Value Added	Gross Additions to Fixed Assets	Change in Inventories	Subsidies
		(7)	(8)	(9)	(10)
Philippines		228,299,740	67,311,473	770,891	4,939,350
J58110	Book publishing	1,099,433	82,001	113,666	-
J58120	Publishing of directories and mailing lists	a/	a/	a/	a/
J58130	Publishing of newspapers, journals and periodicals	2,300,653	261,925	9,572	-
J58190	Other publishing activities	391,706	41,338	(181)	-
J58200	Software publishing	1,267,797	29,153	1,527	-
J59110	Motion picture, video and television programme activities	1,409,095	83,463	18,388	-
J59120	Motion picture, video and television programme post-production activities	503,001	5,017	(4,960)	-
J59130	Motion picture, video and television programme distribution activities	202,832	6,943	-	-
J59140	Motion picture projection activities	1,491,597	272,896	379	-
J59201	Sound recording activities	149,060	10,726	(1,026)	-
J59202	Publishing of music	s	s	s	s
J60101	Radio broadcasting and relay station and studios	16,556,694	3,271,424	11,786	900,000
J60102	Radio program production	s	s	s	s
J60201	Television broadcasting and relay stations and studios including closed circuit television services	9,092,301	636,737	(8,027)	4,039,350
J60202	Television program production	989,351	100,670	472	-
J61101	Wired (landline) services	103,506,741	9,259,613	140,237	-
J61102	Wired internet access service activities (e.g. dsl, leased line, dial-up)	838,966	1,299,028	(1,679)	-
J61109	Other wired telecommunications activities	978,097	462,467	(9,294)	-
J61201	Wireless landline services	s	s	s	s
J61202	Mobile telecommunications services	52,069,174	48,290,182	595,006	-
J61203	Wireless internet access services (e.g. internet service provider, broadband)	1,693,555	121,585	(68,601)	-
J61209	Other wireless telecommunication services, n.e.c.	43,334	43,654	-	-
J61300	Satellite telecommunications activities	3,965,398	1,241,709	(15,603)	-
J61901	Telephone access in facilities open to the public service activities	s	s	s	s
J61902	Internet access in facilities open to the public service activities	279,551	7,646	(11,768)	-
J61909	Other telecommunications service activities, n.e.c.	887,709	13,137	2,982	-
J62010	Computer programming activities	16,449,901	869,449	(6,042)	-
J62020	Computer consultancy and computer facilities management activities	7,906	-	884	-
J62090	Other information technology and computer service activities	1,155,026	(178,630)	2,970	-

TABLE 1 Summary Statistics for Information and Communication Establishments for All Employment Sizes  
by Industry Sub-Class: Philippines, 2010 *(Concluded)*

(Value in thousand pesos. Details may not add up to total due to rounding and/or statistical disclosure control)

2009 PSIC Code	Industry Description	Value Added	Gross Additions to Fixed Assets	Change in Inventories	Subsidies
		(7)	(8)	(9)	(10)
J63111	Data processing	10,397,967	1,065,309	(1,476)	-
J63112	Website hosting services	36,414	4,779	(15)	-
J63113	Application hosting services	344,070	6,855	111	-
J63910	News agency activities	s	s	s	s
J63990	Other information service activities, n.e.c.	129,789	487	1,582	-

a/ - combined with J58190



TABLE 2 Number of Establishments and Employment by Type and Sex of Worker for Information and Communication Establishments for All Employment Sizes by Industry Sub-Class: Philippines, 2010

(Details may not add up to total due to rounding and/or statistical disclosure control)

2009 PSIC Code	Industry Description	Number of Establishments	Employment as of November 15					
			Total		Paid		Unpaid	
			Male	Female	Male	Female	Male	Female
		(1)	(2)	(3)	(4)	(5)	(6)	(7)
	<b>Philippines</b>	<b>1,736</b>	<b>60,514</b>	<b>50,244</b>	<b>60,167</b>	<b>50,032</b>	<b>347</b>	<b>212</b>
J58110	Book publishing	75	1,588	1,362	1,580	1,356	8	6
J58120	Publishing of directories and mailing lists	a/	a/	a/	a/	a/	a/	a/
J58130	Publishing of newspapers, journals and periodicals	76	2,781	1,499	2,762	1,486	19	13
J58190	Other publishing activities	6	526	677	526	677	-	-
J58200	Software publishing	26	756	650	750	650	6	-
J59110	Motion picture, video and television programme activities	25	1,254	799	1,251	798	3	1
J59120	Motion picture, video and television programme post-production activities	15	589	232	589	232	-	-
J59130	Motion picture, video and television programme distribution activities	4	24	23	24	23	-	-
J59140	Motion picture projection activities	84	862	858	852	846	10	12
J59201	Sound recording activities	16	171	258	170	257	1	1
J59202	Publishing of music	s	s	s	s	s	s	s
J60101	Radio broadcasting and relay station and studios	261	3,370	1,772	3,295	1,751	75	21
J60102	Radio program production	s	s	s	s	s	s	s
J60201	Television broadcasting and relay stations and studios including closed circuit television services	31	2,125	955	2,123	954	2	1
J60202	Television program production	17	370	282	368	282	2	-
J61101	Wired (landline) services	43	9,670	6,691	9,669	6,689	1	2
J61102	Wired internet access service activities (e.g. dsl, leased line, dial-up)	7	228	160	228	160	-	-
J61109	Other wired telecommunications activities	7	1,083	278	1,083	278	-	-
J61201	Wireless landline services	s	s	s	s	s	s	s
J61202	Mobile telecommunications services	3	4,506	4,137	4,506	4,137	-	-
J61203	Wireless internet access services (e.g. internet service provider, broadband)	17	1,159	760	1,159	760	-	-
J61209	Other wireless telecommunication services, n.e.c.	5	65	28	62	28	3	-
J61300	Satellite telecommunications activities	199	3,718	1,837	3,664	1,808	54	29
J61901	Telephone access in facilities open to the public service activities	s	s	s	s	s	s	s
J61902	Internet access in facilities open to the public service activities	257	832	679	743	612	89	67
J61909	Other telecommunications service activities, n.e.c.	24	475	160	471	158	4	2
J62010	Computer programming activities	381	12,573	9,817	12,526	9,781	47	36
J62020	Computer consultancy and computer facilities management activities	4	18	17	17	12	1	5
J62090	Other information technology and computer service activities	52	2,073	1,950	2,060	1,944	13	6

TABLE 2 Number of Establishments and Employment by Type and Sex of Worker for Information and Communication Establishments for All Employment Sizes by Industry Sub-Class: Philippines, 2010 *(Concluded)*

(Details may not add up to total due to rounding and/or statistical disclosure control)

2009 PSIC Code	Industry Description	Number of Establishments	Employment as of November 15					
			Total		Paid		Unpaid	
			Male	Female	Male	Female	Male	Female
		(1)	(2)	(3)	(4)	(5)	(6)	(7)
J63111	Data processing	61	9,156	13,723	9,149	13,715	7	8
J63112	Website hosting services	3	49	23	49	23	-	-
J63113	Application hosting services	26	334	500	332	498	2	2
J63910	News agency activities	s	s	s	s	s	s	s
J63990	Other information service activities, n.e.c.	3	82	60	82	60	-	-

a/ - combined with J58190

TABLE 3 Number of Establishments and Compensation, Separation and Retirement Pay of Employees for Information and Communication Establishments for All Employment Sizes by Industry Sub-class: Philippines, 2010

(Value in thousand pesos. Details may not add up to total due to rounding and/or statistical disclosure control)

2009 PSIC Code	Industry Description	Number of Establishments	Compensation			
			Total	Gross Salaries and Wages	Employer's Contribution to SSS/GSIS, etc.	Separation, Retirement/ Terminal Pay, Gratuities and others
		(1)	(2)	(3)	(4)	(5)
	<b>Philippines</b>	<b>1,736</b>	<b>54,887,386</b>	<b>50,320,058</b>	<b>1,840,850</b>	<b>2,726,478</b>
J58110	Book publishing	75	713,554	648,794	33,870	30,890
J58120	Publishing of directories and mailing lists	a/	a/	a/	a/	a/
J58130	Publishing of newspapers, journals and periodicals	76	1,177,336	1,104,396	47,907	25,033
J58190	Other publishing activities	6	364,228	346,333	17,895	-
J58200	Software publishing	26	1,082,048	980,929	24,655	76,464
J59110	Motion picture, video and television programme activities	25	625,400	548,250	37,980	39,170
J59120	Motion picture, video and television programme post-production activities	15	372,912	350,101	22,091	720
J59130	Motion picture, video and television programme distribution activities	4	38,853	36,617	793	1,443
J59140	Motion picture projection activities	84	308,647	277,021	15,071	16,555
J59201	Sound recording activities	16	142,726	131,128	5,668	5,930
J59202	Publishing of music	s	s	s	s	s
J60101	Radio broadcasting and relay station and studios	261	956,178	820,426	31,922	103,830
J60102	Radio program production	s	s	s	s	s
J60201	Television broadcasting and relay stations and studios including closed circuit television services	31	1,682,900	1,554,511	54,279	74,110
J60202	Television program production	17	565,811	542,141	10,849	12,821
J61101	Wired (landline) services	43	19,246,055	16,948,073	475,935	1,822,047
J61102	Wired internet access service activities (e.g. dsl, leased line, dial-up)	7	191,748	180,665	5,808	5,275
J61109	Other wired telecommunications activities	7	492,700	468,111	18,153	6,436
J61201	Wireless landline services	s	s	s	s	s
J61202	Mobile telecommunications services	3	3,253,660	3,102,976	130,545	20,139
J61203	Wireless internet access services (e.g. internet service provider, broadband)	17	1,212,411	1,143,619	47,239	21,553
J61209	Other wireless telecommunication services, n.e.c.	5	23,912	22,604	1,308	-
J61300	Satellite telecommunications activities	199	1,628,072	1,472,657	64,707	90,708
J61901	Telephone access in facilities open to the public service activities	s	s	s	s	s
J61902	Internet access in facilities open to the public service activities	257	173,122	161,363	10,484	1,275
J61909	Other telecommunications service activities, n.e.c.	24	310,790	287,679	11,358	11,753
J62010	Computer programming activities	381	11,635,306	11,101,112	376,416	157,778
J62020	Computer consultancy and computer facilities management activities	4	7,711	7,342	357	12
J62090	Other information technology and computer service activities	52	918,610	856,716	52,083	9,811

TABLE 3 Number of Establishments and Compensation, Separation and Retirement Pay of Employees for Information and Communication Establishments for All Employment Sizes by Industry Sub-class: Philippines, 2010 *(Concluded)*

(Value in thousand pesos. Details may not add up to total due to rounding and/or statistical disclosure control)

2009 PSIC Code	Industry Description	Number of Establishments	Compensation			
			Total	Gross Salaries and Wages	Employer's Contribution to SSS/GSIS, etc.	Separation, Retirement/ Terminal Pay, Gratuities and others
		(1)	(2)	(3)	(4)	(5)
J63111	Data processing	61	7,301,811	6,830,502	326,888	144,421
J63112	Website hosting services	3	28,983	28,040	943	-
J63113	Application hosting services	26	277,913	261,361	12,813	3,739
J63910	News agency activities	s	s	s	s	s
J63990	Other information service activities, n.e.c.	3	125,062	78,689	1,807	44,566

a/ - combined with J58190

TABLE 4 Number of Establishments and Revenue by Type for Information and Communication Establishments for All Employment  
Sizes by Industry Sub-Class: Philippines, 2010

(Value in thousand pesos. Details may not add up to total due to rounding and/or statistical disclosure control)

2009 PSIC Code	Industry Description	Number of Establishments	Revenue					
			Total	Revenue from Main Activity	Non-industrial Services Done for Others	Interest Income	Dividend Income	Value of Goods for Resale
		(1)	(2)	(3)	(4)	(5)	(6)	(7)
Philippines		1,736	442,474,257	377,458,407	9,911,023	1,705,123	43,919,153	1,033,602
J58110	Book publishing	75	3,709,790	3,697,376	3,869	2,633	-	-
J58120	Publishing of directories and mailing lists	a/	a/	a/	a/	a/	a/	a/
J58130	Publishing of newspapers, journals and periodicals	76	8,058,737	7,864,578	40,458	4,365	15	-
J58190	Other publishing activities	6	841,634	789,742	-	1,228	50,168	-
J58200	Software publishing	26	3,418,250	3,310,967	87,952	8,954	-	-
J59110	Motion picture, video and television programme activities	25	5,050,252	4,946,004	2,891	6,056	28	-
J59120	Motion picture, video and television programme post-production activities	15	797,301	774,362	2,530	1,791	18	-
J59130	Motion picture, video and television programme distribution activities	4	983,342	980,803	-	1,132	-	-
J59140	Motion picture projection activities	84	4,490,113	4,243,077	110,946	22,405	-	2,647
J59201	Sound recording activities	16	630,430	580,882	23,767	2,462	-	-
J59202	Publishing of music	s	s	s	s	s	s	s
J60101	Radio broadcasting and relay station and studios	261	34,673,656	34,309,810	176,726	121,783	563	-
J60102	Radio program production	s	s	s	s	s	s	s
J60201	Television broadcasting and relay stations and studios including closed circuit television services	31	16,703,577	16,418,331	158,269	78,656	3,732	-
J60202	Television program production	17	3,450,226	3,116,222	316,888	1,658	1,139	-
J61101	Wired (landline) services	43	195,987,418	143,486,813	3,252,815	1,082,507	43,581,029	679,557
J61102	Wired internet access service activities (e.g. dsl, leased line, dial-up)	7	1,445,232	1,367,990	44,764	21,304	-	-
J61109	Other wired telecommunications activities	7	1,968,346	1,849,513	9,982	4,343	96,331	-
J61201	Wireless landline services	s	s	s	s	s	s	s
J61202	Mobile telecommunications services	3	89,461,027	82,237,374	4,132,358	217,406	610	230,260
J61203	Wireless internet access services (e.g. internet service provider, broadband)	17	3,642,885	3,510,183	1,523	13,902	2	-
J61209	Other wireless telecommunication services, n.e.c.	5	198,277	198,224	-	43	-	-
J61300	Satellite telecommunications activities	199	14,808,893	14,233,938	42,089	37,680	1,322	1,818
J61901	Telephone access in facilities open to the public service activities	s	s	s	s	s	s	s
J61902	Internet access in facilities open to the public service activities	257	713,156	689,092	10,324	5,977	-	-
J61909	Other telecommunications service activities, n.e.c.	24	1,905,057	1,796,254	44,127	3,925	48	55,188
J62010	Computer programming activities	381	31,630,983	30,717,521	201,441	46,157	134,395	56,653
J62020	Computer consultancy and computer facilities management activities	4	13,291	13,286	5	-	-	-
J62090	Other information technology and computer service activities	52	2,046,744	1,955,917	27,388	2,301	27,793	7,479

TABLE 4 Number of Establishments and Revenue by Type for Information and Communication Establishments for All Employment  
 Sizes by Industry Sub-Class: Philippines, 2010 *(Continued)*

(Value in thousand pesos. Details may not add up to total due to rounding and/or statistical disclosure control)

2009 PSIC Code	Industry Description	Number of Establishments	Revenue					
			Total	Revenue from Main Activity	Non-industrial Services Done for Others	Interest Income	Dividend Income	Value of Goods for Resale
		(1)	(2)	(3)	(4)	(5)	(6)	(7)
J63111	Data processing	61	14,101,239	12,679,673	1,218,360	8,937	5	-
J63112	Website hosting services	3	59,273	57,832	1,419	20	1	-
J63113	Application hosting services	26	753,657	735,303	13	7,024	-	-
J63910	News agency activities	s	s	s	s	s	s	s
J63990	Other information service activities, n.e.c.	3	806,948	797,326	-	28	-	-

TABLE 4 Number of Establishments and Revenue by Type for Information and Communication Establishments for All Employment  
 Sizes by Industry Sub-Class: Philippines, 2010 *(Continued)*

(Value in thousand pesos. Details may not add up to total due to rounding and/or statistical disclosure control)

2009 PSIC Code	Industry Description	Revenue						
		Industrial Services Done for Others	Commissio ns and Fees Earned	Delivery charges separately invoced to customers	Royalty Income	Franchise Income	Foreign Exchange Gains	Other Income
		(8)	(9)	(10)	(11)	(12)	(13)	(14)
<b>Philippines</b>		<b>1,191</b>	<b>-</b>	<b>989</b>	<b>58,320</b>	<b>-</b>	<b>4,648,373</b>	<b>3,738,076</b>
J58110	Book publishing	-	-	462	210	-	248	4,991
J58120	Publishing of directories and mailing lists	a/	a/	a/	a/	a/	a/	a/
J58130	Publishing of newspapers, journals and periodicals	-	-	527	87	-	-	148,706
J58190	Other publishing activities	-	-	-	-	-	422	76
J58200	Software publishing	-	-	-	-	-	132	10,245
J59110	Motion picture, video and television programme activities	-	-	-	-	-	2,358	92,915
J59120	Motion picture, video and television programme post-production activities	-	-	-	-	-	2,312	16,287
J59130	Motion picture, video and television programme distribution activities	-	-	-	-	-	1,407	-
J59140	Motion picture projection activities	-	-	-	35	-	83	110,920
J59201	Sound recording activities	-	-	-	17,045	-	6,225	49
J59202	Publishing of music	s	s	s	s	s	s	s
J60101	Radio broadcasting and relay station and studios	-	-	-	37,593	-	3,219	23,961
J60102	Radio program production	s	s	s	s	s	s	s
J60201	Television broadcasting and relay stations and studios including closed circuit television services	-	-	-	3,350	-	-	41,238
J60202	Television program production	-	-	-	-	-	921	13,397
J61101	Wired (landline) services	-	-	-	-	-	2,529,101	1,375,597
J61102	Wired internet access service activities (e.g. dsl, leased line, dial-up)	-	-	-	-	-	10,911	263
J61109	Other wired telecommunications activities	-	-	-	-	-	-	8,176
J61201	Wireless landline services	s	s	s	s	s	s	s
J61202	Mobile telecommunications services	-	-	-	-	-	1,228,180	1,414,839
J61203	Wireless internet access services (e.g. internet service provider, broadband)	-	-	-	-	-	96,004	21,271
J61209	Other wireless telecommunication services, n.e.c.	-	-	-	-	-	-	10
J61300	Satellite telecommunications activities	1,191	-	-	-	-	414,128	76,727
J61901	Telephone access in facilities open to the public service activities	s	s	s	s	s	s	s
J61902	Internet access in facilities open to the public service activities	-	-	-	-	-	-	7,762
J61909	Other telecommunications service activities, n.e.c.	-	-	-	-	-	3,245	2,268
J62010	Computer programming activities	-	-	-	-	-	264,628	210,188
J62020	Computer consultancy and computer facilities management activities	-	-	-	-	-	-	-
J62090	Other information technology and computer service activities	-	-	-	-	-	18,163	7,703

TABLE 4 Number of Establishments and Revenue by Type for Information and Communication Establishments for All Employment  
 Sizes by Industry Sub-Class: Philippines, 2010 *(Concluded)*

(Value in thousand pesos. Details may not add up to total due to rounding and/or statistical disclosure control)

2009 PSIC Code	Industry Description	Revenue						
		Industrial Services Done for Others	Commissio ns and Fees Earned	Delivery charges separately invoced to customers	Royalty Income	Franchise Income	Foreign Exchange Gains	Other Income
		(8)	(9)	(10)	(11)	(12)	(13)	(14)
J63111	Data processing	-	-	-	-	-	44,713	149,551
J63112	Website hosting services	-	-	-	-	-	-	-
J63113	Application hosting services	-	-	-	-	-	10,558	759
J63910	News agency activities	s	s	s	s	s	s	s
J63990	Other information service activities, n.e.c.	-	-	-	-	-	9,416	178

a/ - combined with J58190



TABLE 4.1 Number of Establishments and Revenue from Main Activity by Type of Transaction for Information and Communication Establishments for All Employment Sizes by Industry Sub-Class: Philippines, 2010

(Value in thousand pesos. Details may not add up to total due to rounding and/or statistical disclosure control)

2009 PSIC Code	Industry Description	Number of Establishments	Revenue from Main Activity		
			Total	Transactions Within the Country	Transactions Outside the Country
		(1)	(2)	(3)	(4)
	<b>Philippines</b>	<b>1,736</b>	<b>377,458,407</b>	<b>339,813,985</b>	<b>37,644,422</b>
J58110	Book publishing	75	3,697,376	3,696,528	848
J58120	Publishing of directories and mailing lists	a/	a/	a/	a/
J58130	Publishing of newspapers, journals and periodicals	76	7,864,578	7,861,463	3,115
J58190	Other publishing activities	6	789,742	531,628	258,113
J58200	Software publishing	26	3,310,967	2,538,307	772,660
J59110	Motion picture, video and television programme activities	25	4,946,004	4,682,049	263,954
J59120	Motion picture, video and television programme post-production activities	15	774,362	774,281	82
J59130	Motion picture, video and television programme distribution activities	4	980,803	980,803	-
J59140	Motion picture projection activities	84	4,243,077	4,243,077	-
J59201	Sound recording activities	16	580,882	580,871	11
J59202	Publishing of music	s	s	s	s
J60101	Radio broadcasting and relay station and studios	261	34,309,810	34,229,401	80,409
J60102	Radio program production	s	s	s	s
J60201	Television broadcasting and relay stations and studios including closed circuit television services	31	16,418,331	15,566,542	851,789
J60202	Television program production	17	3,116,222	3,078,866	37,356
J61101	Wired (landline) services	43	143,486,813	138,551,491	4,935,322
J61102	Wired internet access service activities (e.g. dsl, leased line, dial-up)	7	1,367,990	1,367,990	-
J61109	Other wired telecommunications activities	7	1,849,513	1,757,886	91,628
J61201	Wireless landline services	s	s	s	s
J61202	Mobile telecommunications services	3	82,237,374	66,502,448	15,734,926
J61203	Wireless internet access services (e.g. internet service provider, broadband)	17	3,510,183	3,506,824	3,359
J61209	Other wireless telecommunication services, n.e.c.	5	198,224	198,224	-
J61300	Satellite telecommunications activities	199	14,233,938	14,186,698	47,241
J61901	Telephone access in facilities open to the public service activities	s	s	s	s
J61902	Internet access in facilities open to the public service activities	257	689,092	688,745	348
J61909	Other telecommunications service activities, n.e.c.	24	1,796,254	1,795,349	906
J62010	Computer programming activities	381	30,717,521	22,814,141	7,903,380
J62020	Computer consultancy and computer facilities management activities	4	13,286	10,245	3,041
J62090	Other information technology and computer service activities	52	1,955,917	1,286,354	669,563

TABLE 4.1 Number of Establishments and Revenue from Main Activity by Type of Transaction for Information and Communication Establishments for All Employment Sizes by Industry Sub-Class: Philippines, 2010 *(Concluded)*

(Value in thousand pesos. Details may not add up to total due to rounding and/or statistical disclosure control)

2009 PSIC Code	Industry Description	Number of Establishments	Revenue from Main Activity		
			Total	Transactions Within the Country	Transactions Outside the Country
		(1)	(2)	(3)	(4)
J63111	Data processing	61	12,679,673	6,777,077	5,902,596
J63112	Website hosting services	3	57,832	57,832	-
J63113	Application hosting services	26	735,303	651,527	83,776
J63910	News agency activities	s	s	s	s
J63990	Other information service activities, n.e.c.	3	797,326	797,326	-

a/ - combined with J58190

TABLE 4.2 Number of Establishments and Value of Non-Industrial Services Done for Others by Type for Information and Communication Establishments for All Employment Sizes by Industry Sub-Class: Philippines, 2010

(Value in thousand pesos. Details may not add up to total due to rounding and/or statistical disclosure control)

2009 PSIC Code	Industry Description	Number of Establishments	Non-Industrial Services Done for Others				
			Total	Rent Income from Land	Rental Income from Building and Structures	Other Rental Income	Other Non- Industrial Services
		(1)	(2)	(3)	(4)	(5)	(6)
<b>Philippines</b>		<b>1,736</b>	<b>9,911,023</b>	<b>23,607</b>	<b>476,369</b>	<b>316,773</b>	<b>9,094,275</b>
J58110	Book publishing	75	3,869	-	1,961	120	1,788
J58120	Publishing of directories and mailing lists	a/	a/	a/	a/	a/	a/
J58130	Publishing of newspapers, journals and periodicals	76	40,458	-	2,519	2,858	35,082
J58190	Other publishing activities	6	-	-	-	-	-
J58200	Software publishing	26	87,952	-	-	-	87,952
J59110	Motion picture, video and television programme activities	25	2,891	-	849	600	1,442
J59120	Motion picture, video and television programme post-production activities	15	2,530	-	-	2,530	-
J59130	Motion picture, video and television programme distribution activities	4	-	-	-	-	-
J59140	Motion picture projection activities	84	110,946	-	46,900	34,462	29,584
J59201	Sound recording activities	16	23,767	23,597	-	-	171
J59202	Publishing of music	s	s	s	s	s	s
J60101	Radio broadcasting and relay station and studios	261	176,726	-	167,880	1,103	7,744
J60102	Radio program production	s	s	s	s	s	s
J60201	Television broadcasting and relay stations and studios including closed circuit television services	31	158,269	-	158,269	-	-
J60202	Television program production	17	316,888	-	-	16,162	300,726
J61101	Wired (landline) services	43	3,252,815	-	12,334	-	3,240,481
J61102	Wired internet access service activities (e.g. dsl, leased line, dial-up)	7	44,764	-	-	463	44,301
J61109	Other wired telecommunications activities	7	9,982	-	2,183	-	7,799
J61201	Wireless landline services	s	s	s	s	s	s
J61202	Mobile telecommunications services	3	4,132,358	-	64,528	177,871	3,889,959
J61203	Wireless internet access services (e.g. internet service provider, broadband)	17	1,523	-	-	-	1,523
J61209	Other wireless telecommunication services, n.e.c.	5	-	-	-	-	-
J61300	Satellite telecommunications activities	199	42,089	10	37	20,417	21,624
J61901	Telephone access in facilities open to the public service activities	s	s	s	s	s	s
J61902	Internet access in facilities open to the public service activities	257	10,324	-	542	4,869	4,913
J61909	Other telecommunications service activities, n.e.c.	24	44,127	-	8,790	411	34,926
J62010	Computer programming activities	381	201,441	-	4,014	32,906	164,521
J62020	Computer consultancy and computer facilities management activities	4	5	-	-	-	5
J62090	Other information technology and computer service activities	52	27,388	-	5,287	21,985	116

TABLE 4.2 Number of Establishments and Value of Non-Industrial Services Done for Others by Type for Information and Communication Establishments for All Employment Sizes by Industry Sub-Class: Philippines, 2010 *(Concluded)*

(Value in thousand pesos. Details may not add up to total due to rounding and/or statistical disclosure control)

2009 PSIC Code	Industry Description	Number of Establishments	Non-Industrial Services Done for Others				
			Total	Rent Income from Land	Rental Income from Building and Structures	Other Rental Income	Other Non- Industrial Services
		(1)	(2)	(3)	(4)	(5)	(6)
J63111	Data processing	61	1,218,360	-	158	-	1,218,201
J63112	Website hosting services	3	1,419	-	-	16	1,404
J63113	Application hosting services	26	13	-	-	-	13
J63910	News agency activities	s	s	s	s	s	s
J63990	Other information service activities, n.e.c.	3	-	-	-	-	-

a/ - combined with J58190

TABLE 5 Number of Establishments and Cost by Type for Information and Communication Establishments for All Employment  
Sizes by Industry Sub-Class: Philippines, 2010

(Value in thousand pesos. Details may not add up to total due to rounding and/or statistical disclosure control)

2009 PSIC Code	Industry Description	Number of Establishments	Cost			
			Total	Fuels, Lubricants, Oils and Greases Purchased	Materials and Supplies Purchased	Cost of Non- Industrial Services Done by Others
		(1)	(2)	(3)	(4)	(5)
Philippines		1,736	236,567,224	1,143,983	27,496,476	89,041,427
J58110	Book publishing	75	2,995,407	43,400	1,845,170	575,009
J58120	Publishing of directories and mailing lists	a/	a/	a/	a/	a/
J58130	Publishing of newspapers, journals and periodicals	76	6,033,847	52,160	1,763,901	1,847,842
J58190	Other publishing activities	6	423,199	369	145,318	118,548
J58200	Software publishing	26	2,314,876	8,978	739,996	1,044,474
J59110	Motion picture, video and television programme activities	25	3,837,830	15,522	930,417	2,344,464
J59120	Motion picture, video and television programme post-production activities	15	331,637	1,297	26,674	215,821
J59130	Motion picture, video and television programme distribution activities	4	804,851	2,133	2,074	145,055
J59140	Motion picture projection activities	84	3,785,987	18,643	125,329	1,913,453
J59201	Sound recording activities	16	473,171	3,350	146,914	185,155
J59202	Publishing of music	s	s	s	s	s
J60101	Radio broadcasting and relay station and studios	261	21,541,299	35,436	1,181,596	10,452,842
J60102	Radio program production	s	s	s	s	s
J60201	Television broadcasting and relay stations and studios including closed circuit television services	31	8,733,378	17,288	582,216	5,787,093
J60202	Television program production	17	2,563,277	27,320	302,949	1,453,603
J61101	Wired (landline) services	43	79,783,893	333,428	3,464,603	24,712,052
J61102	Wired internet access service activities (e.g. dsl, leased line, dial-up)	7	985,598	5,472	81,349	336,241
J61109	Other wired telecommunications activities	7	1,200,063	95,977	250,821	315,979
J61201	Wireless landline services	s	s	s	s	s
J61202	Mobile telecommunications services	3	62,641,747	208,953	7,450,563	21,817,445
J61203	Wireless internet access services (e.g. internet service provider, broadband)	17	1,945,812	14,198	143,870	1,398,270
J61209	Other wireless telecommunication services, n.e.c.	5	166,727	4,362	114,042	29,565
J61300	Satellite telecommunications activities	199	11,919,521	76,521	1,395,484	4,567,838
J61901	Telephone access in facilities open to the public service activities	s	s	s	s	s
J61902	Internet access in facilities open to the public service activities	257	488,651	3,208	133,792	176,613
J61909	Other telecommunications service activities, n.e.c.	24	1,155,672	8,230	341,626	351,834
J62010	Computer programming activities	381	16,070,129	77,221	5,238,753	6,425,844
J62020	Computer consultancy and computer facilities management activities	4	7,503	149	2,470	2,634
J62090	Other information technology and computer service activities	52	977,773	12,621	387,052	312,461

TABLE 5 Number of Establishments and Cost by Type for Information and Communication Establishments for All Employment  
 Sizes by Industry Sub-Class: Philippines, 2010 *(Continued)*

(Value in thousand pesos. Details may not add up to total due to rounding and/or statistical disclosure control)

2009 PSIC Code	Industry Description	Number of Establishments	Cost			
			Total	Fuels, Lubricants, Oils and Greases Purchased	Materials and Supplies Purchased	Cost of Non- Industrial Services Done by Others
		(1)	(2)	(3)	(4)	(5)
J63111	Data processing	61	4,204,741	69,504	140,681	2,077,762
J63112	Website hosting services	3	28,812	1,902	4,137	15,947
J63113	Application hosting services	26	422,359	3,647	57,493	238,026
J63910	News agency activities	s	s	s	s	s
J63990	Other information service activities, n.e.c.	3	677,556	436	488,948	155,973

TABLE 5 Number of Establishments and Cost by Type for Information and Communication Establishments for All Employment  
 Sizes by Industry Sub-Class: Philippines, 2010 *(Continued)*

(Value in thousand pesos. Details may not add up to total due to rounding and/or statistical disclosure control)

2009 PSIC Code	Industry Description	Cost				
		Industrial Services Done by Others	Electricity and Water Purchased	Taxes on product and production	Interest Expense	Research and Experimental Development
		(6)	(7)	(8)	(9)	(10)
Philippines		22,454,619	12,145,893	6,478,653	8,915,173	421,033
J58110	Book publishing	74,971	67,677	74,389	36,001	-
J58120	Publishing of directories and mailing lists	a/	a/	a/	a/	a/
J58130	Publishing of newspapers, journals and periodicals	1,953,336	105,672	59,106	8,707	5,864
J58190	Other publishing activities	1,964	4,209	2,838	3,063	-
J58200	Software publishing	212,894	67,449	26,209	41,666	1,156
J59110	Motion picture, video and television programme activities	25,385	78,218	43,968	37,978	3,079
J59120	Motion picture, video and television programme post-production activities	9,017	23,564	12,879	5,987	-
J59130	Motion picture, video and television programme distribution activities	501	4,013	8,488	-	-
J59140	Motion picture projection activities	159,524	624,342	241,110	54,624	-
J59201	Sound recording activities	13,837	11,064	24,979	1,237	-
J59202	Publishing of music	s	s	s	s	s
J60101	Radio broadcasting and relay station and studios	1,443,669	3,666,427	507,917	879,763	3,931
J60102	Radio program production	s	s	s	s	s
J60201	Television broadcasting and relay stations and studios including closed circuit television services	379,160	555,247	237,586	274,451	94,735
J60202	Television program production	439,431	116,808	25,880	11,444	1,568
J61101	Wired (landline) services	9,215,373	2,492,771	2,554,661	4,584,104	-
J61102	Wired internet access service activities (e.g. dsl, leased line, dial-up)	9,370	55,380	38,275	28,500	-
J61109	Other wired telecommunications activities	149,245	65,246	34,451	158	-
J61201	Wireless landline services	s	s	s	s	s
J61202	Mobile telecommunications services	2,728,085	2,666,020	1,754,081	2,602,476	-
J61203	Wireless internet access services (e.g. internet service provider, broadband)	75,691	74,037	19,073	1,050	2,565
J61209	Other wireless telecommunication services, n.e.c.	1,216	1,534	1,501	20	-
J61300	Satellite telecommunications activities	3,036,521	314,372	287,866	142,972	4,058
J61901	Telephone access in facilities open to the public service activities	s	s	s	s	s
J61902	Internet access in facilities open to the public service activities	39,875	59,519	14,200	2,056	-
J61909	Other telecommunications service activities, n.e.c.	232,592	14,022	54,741	30,706	-
J62010	Computer programming activities	1,412,029	560,318	374,534	119,502	248,564
J62020	Computer consultancy and computer facilities management activities	100	785	317	305	-
J62090	Other information technology and computer service activities	50,481	61,572	23,302	33,613	-

TABLE 5 Number of Establishments and Cost by Type for Information and Communication Establishments for All Employment  
 Sizes by Industry Sub-Class: Philippines, 2010 *(Continued)*

(Value in thousand pesos. Details may not add up to total due to rounding and/or statistical disclosure control)

2009 PSIC Code	Industry Description	Cost				
		Industrial Services Done by Others	Electricity and Water Purchased	Taxes on product and production	Interest Expense	Research and Experimental Development
		(6)	(7)	(8)	(9)	(10)
J63111	Data processing	769,548	430,384	37,898	11,097	25,062
J63112	Website hosting services	3,030	710	543	335	-
J63113	Application hosting services	15,018	17,019	10,061	2,001	30,451
J63910	News agency activities	s	s	s	s	s
J63990	Other information service activities, n.e.c.	-	1,651	5,262	707	-



TABLE 5 Number of Establishments and Cost by Type for Information and Communication Establishments for All Employment  
 Sizes by Industry Sub-Class: Philippines, 2010 *(Continued)*

(Value in thousand pesos. Details may not add up to total due to rounding and/or statistical disclosure control)

2009 PSIC Code	Industry Description	Cost			
		Goods Purchased for Resale	Bad and Doubtful Debts	Depreciation of Fixed Assets	Foreign Exchange Losses
		(11)	(12)	(13)	(14)
	<b>Philippines</b>	<b>715,147</b>	<b>19,300,413</b>	<b>36,620,781</b>	<b>1,375,307</b>
J58110	Book publishing	-	20,487	103,449	1,225
J58120	Publishing of directories and mailing lists	a/	a/	a/	a/
J58130	Publishing of newspapers, journals and periodicals	-	14,434	188,932	868
J58190	Other publishing activities	-	15,057	4,310	100,435
J58200	Software publishing	-	39,915	64,193	28,480
J59110	Motion picture, video and television programme activities	-	35,334	62,466	103,672
J59120	Motion picture, video and television programme post-production activities	-	1,381	26,172	949
J59130	Motion picture, video and television programme distribution activities	-	15,200	3,191	5
J59140	Motion picture projection activities	1,764	3,865	408,975	12
J59201	Sound recording activities	-	3,582	12,359	-
J59202	Publishing of music	s	s	s	s
J60101	Radio broadcasting and relay station and studios	-	416,583	1,755,675	1,932
J60102	Radio program production	s	s	s	s
J60201	Television broadcasting and relay stations and studios including closed circuit television services	-	62,609	637,981	-
J60202	Television program production	-	15,459	47,691	313
J61101	Wired (landline) services	424,446	327,413	26,544,652	530,133
J61102	Wired internet access service activities (e.g. dsl, leased line, dial-up)	-	23,226	323,226	76,304
J61109	Other wired telecommunications activities	-	65,134	218,031	-
J61201	Wireless landline services	s	s	s	s
J61202	Mobile telecommunications services	197,167	17,864,525	3,880,002	3,158
J61203	Wireless internet access services (e.g. internet service provider, broadband)	-	2,701	152,025	20,038
J61209	Other wireless telecommunication services, n.e.c.	-	-	10,306	-
J61300	Satellite telecommunications activities	1,038	186,332	904,844	58,971
J61901	Telephone access in facilities open to the public service activities	s	s	s	s
J61902	Internet access in facilities open to the public service activities	-	184	56,186	590
J61909	Other telecommunications service activities, n.e.c.	38,919	35,575	20,160	1,581
J62010	Computer programming activities	46,232	99,287	644,316	341,674
J62020	Computer consultancy and computer facilities management activities	-	-	611	-
J62090	Other information technology and computer service activities	5,582	40,771	32,521	3,116

TABLE 5 Number of Establishments and Cost by Type for Information and Communication Establishments for All Employment  
 Sizes by Industry Sub-Class: Philippines, 2010 *(Continued)*

(Value in thousand pesos. Details may not add up to total due to rounding and/or statistical disclosure control)

2009 PSIC Code	Industry Description	Cost			
		Goods Purchased for Resale	Bad and Doubtful Debts	Depreciation of Fixed Assets	Foreign Exchange Losses
		(11)	(12)	(13)	(14)
J63111	Data processing	-	9,816	493,895	78,111
J63112	Website hosting services	-	-	932	-
J63113	Application hosting services	-	1,543	15,482	3,689
J63910	News agency activities	s	s	s	s
J63990	Other information service activities, n.e.c.	-	-	2,289	19,972

TABLE 5 Number of Establishments and Cost by Type for Information and Communication Establishments for All Employment Sizes by Industry Sub-Class: Philippines, 2010 *(Continued)*

(Value in thousand pesos. Details may not add up to total due to rounding and/or statistical disclosure control)

2009 PSIC Code	Industry Description	Cost			
		Environmental Protection Expense	Royalty Fee	Franchise Fee	Other Cost
		(15)	(16)	(17)	(18)
	<b>Philippines</b>	<b>753</b>	<b>1,201,322</b>	<b>1,216,662</b>	<b>8,039,583</b>
J58110	Book publishing	-	108,965	-	44,664
J58120	Publishing of directories and mailing lists	a/	a/	a/	a/
J58130	Publishing of newspapers, journals and periodicals	-	2,374	9,412	21,238
J58190	Other publishing activities	-	27,088	-	-
J58200	Software publishing	-	-	-	39,467
J59110	Motion picture, video and television programme activities	-	77,123	-	80,206
J59120	Motion picture, video and television programme post-production activities	-	-	-	7,897
J59130	Motion picture, video and television programme distribution activities	-	583,593	-	40,597
J59140	Motion picture projection activities	43	5,895	1,292	227,115
J59201	Sound recording activities	-	66,382	-	4,314
J59202	Publishing of music	s	s	s	s
J60101	Radio broadcasting and relay station and studios	71	117	1,605	1,193,733
J60102	Radio program production	s	s	s	s
J60201	Television broadcasting and relay stations and studios including closed circuit television services	-	-	-	105,010
J60202	Television program production	-	263	3,834	116,712
J61101	Wired (landline) services	-	-	2,195	4,598,062
J61102	Wired internet access service activities (e.g. dsl, leased line, dial-up)	-	-	-	8,255
J61109	Other wired telecommunications activities	-	-	-	5,022
J61201	Wireless landline services	s	s	s	s
J61202	Mobile telecommunications services	-	120,301	402,926	946,046
J61203	Wireless internet access services (e.g. internet service provider, broadband)	-	-	-	42,294
J61209	Other wireless telecommunication services, n.e.c.	-	3,837	-	344
J61300	Satellite telecommunications activities	-	54,297	677,632	210,773
J61901	Telephone access in facilities open to the public service activities	s	s	s	s
J61902	Internet access in facilities open to the public service activities	1	340	58	2,030
J61909	Other telecommunications service activities, n.e.c.	12	-	-	25,674
J62010	Computer programming activities	626	129,735	117,706	233,788
J62020	Computer consultancy and computer facilities management activities	-	-	-	131
J62090	Other information technology and computer service activities	-	-	-	14,682

TABLE 5 Number of Establishments and Cost by Type for Information and Communication Establishments for All Employment  
 Sizes by Industry Sub-Class: Philippines, 2010 *(Concluded)*

(Value in thousand pesos. Details may not add up to total due to rounding and/or statistical disclosure control)

2009 PSIC Code	Industry Description	Cost			
		Environmental Protection Expense	Royalty Fee	Franchise Fee	Other Cost
		(15)	(16)	(17)	(18)
J63111	Data processing	-	-	-	60,982
J63112	Website hosting services	-	-	-	1,276
J63113	Application hosting services	-	18,700	-	9,229
J63910	News agency activities	s	s	s	s
J63990	Other information service activities, n.e.c.	-	2,312	-	6

a/ - combined with J58190

TABLE 5.1 Number of Establishments and Cost of Industrial Services Done by Others by Type for Information and Communication Establishments for All Employment Sizes by Industry Sub-Class: Philippines, 2010

(Value in thousand pesos. Details may not add up to total due to rounding and/or statistical disclosure control)

2009 PSIC Code	Industry Description	Number of Establishments	Industrial Services Done by Others		
			Total	Contract and Commission Work	Other Industrial Services
		(1)	(2)	(3)	(4)
<b>Philippines</b>		<b>1,736</b>	<b>22,454,619</b>	<b>9,688,484</b>	<b>12,766,135</b>
J58110	Book publishing	75	74,971	34,873	40,098
J58120	Publishing of directories and mailing lists	a/	a/	a/	a/
J58130	Publishing of newspapers, journals and periodicals	76	1,953,336	1,914,058	39,278
J58190	Other publishing activities	6	1,964	1,671	293
J58200	Software publishing	26	212,894	187,795	25,098
J59110	Motion picture, video and television programme activities	25	25,385	8,438	16,946
J59120	Motion picture, video and television programme post-production activities	15	9,017	4,704	4,313
J59130	Motion picture, video and television programme distribution activities	4	501	-	501
J59140	Motion picture projection activities	84	159,524	86,412	73,112
J59201	Sound recording activities	16	13,837	12,582	1,255
J59202	Publishing of music	s	s	s	s
J60101	Radio broadcasting and relay station and studios	261	1,443,669	1,377,286	66,382
J60102	Radio program production	s	s	s	s
J60201	Television broadcasting and relay stations and studios including closed circuit television services	31	379,160	139,374	239,786
J60202	Television program production	17	439,431	437,967	1,463
J61101	Wired (landline) services	43	9,215,373	626,338	8,589,035
J61102	Wired internet access service activities (e.g. dsl, leased line, dial-up)	7	9,370	665	8,706
J61109	Other wired telecommunications activities	7	149,245	60,226	89,018
J61201	Wireless landline services	s	s	s	s
J61202	Mobile telecommunications services	3	2,728,085	-	2,728,085
J61203	Wireless internet access services (e.g. internet service provider, broadband)	17	75,691	2,000	73,690
J61209	Other wireless telecommunication services, n.e.c.	5	1,216	24	1,192
J61300	Satellite telecommunications activities	199	3,036,521	2,882,338	154,183
J61901	Telephone access in facilities open to the public service activities	s	s	s	s
J61902	Internet access in facilities open to the public service activities	257	39,875	260	39,615
J61909	Other telecommunications service activities, n.e.c.	24	232,592	220,512	12,080
J62010	Computer programming activities	381	1,412,029	1,297,568	114,461
J62020	Computer consultancy and computer facilities management activities	4	100	71	29
J62090	Other information technology and computer service activities	52	50,481	41,838	8,643

TABLE 5.1 Number of Establishments and Cost of Industrial Services Done by Others by Type for Information and Communication  
Establishments for All Employment Sizes by Industry Sub-Class: Philippines, 2010 *(Concluded)*

(Value in thousand pesos. Details may not add up to total due to rounding and/or statistical disclosure control)

2009 PSIC Code	Industry Description	Number of Establishments	Industrial Services Done by Others		
			Total	Contract and Commission Work	Other Industrial Services
		(1)	(2)	(3)	(4)
J63111	Data processing	61	769,548	342,394	427,153
J63112	Website hosting services	3	3,030	1,435	1,595
J63113	Application hosting services	26	15,018	5,943	9,075
J63910	News agency activities	s	s	s	s
J63990	Other information service activities, n.e.c.	3	-	-	-

a/ - combined with J58190

TABLE 5.2 Number of Establishments and Cost of Non-Industrial Services Done by Others by Type for Information and Communication Establishments for All Employment Sizes by Industry Sub-Class: Philippines, 2010

(Value in thousand pesos. Details may not add up to total due to rounding and/or statistical disclosure control)

2009 PSIC Code	Industry Description	Number of Establishments	Non-Industrial Services Done by Others				
			Total	Rent Expense for Land	Rental Expense for Building and Structures	Other Rental Expenses	Other Non- Industrial Services
		(1)	(2)	(3)	(4)	(5)	(6)
<b>Philippines</b>		<b>1,736</b>	<b>89,041,427</b>	<b>618,485</b>	<b>13,924,159</b>	<b>5,946,121</b>	<b>68,552,661</b>
J58110	Book publishing	75	575,009	849	71,073	31,290	471,798
J58120	Publishing of directories and mailing lists	a/	a/	a/	a/	a/	a/
J58130	Publishing of newspapers, journals and periodicals	76	1,847,842	840	46,221	5,590	1,795,191
J58190	Other publishing activities	6	118,548	-	8,438	8,406	101,704
J58200	Software publishing	26	1,044,474	-	126,240	10,661	907,573
J59110	Motion picture, video and television programme activities	25	2,344,464	6,981	156,021	9,967	2,171,494
J59120	Motion picture, video and television programme post-production activities	15	215,821	-	29,508	20,990	165,323
J59130	Motion picture, video and television programme distribution activities	4	145,055	-	8,824	305	135,926
J59140	Motion picture projection activities	84	1,913,453	101,041	203,040	270,931	1,338,440
J59201	Sound recording activities	16	185,155	-	11,895	4,769	168,490
J59202	Publishing of music	s	s	s	s	s	s
J60101	Radio broadcasting and relay station and studios	261	10,452,842	15,678	98,393	81,520	10,257,252
J60102	Radio program production	s	s	s	s	s	s
J60201	Television broadcasting and relay stations and studios including closed circuit television services	31	5,787,093	3,240	263,649	595,066	4,925,138
J60202	Television program production	17	1,453,603	5,173	45,647	148,865	1,253,918
J61101	Wired (landline) services	43	24,712,052	344,784	8,897,020	2,094,671	13,375,577
J61102	Wired internet access service activities (e.g. dsl, leased line, dial-up)	7	336,241	-	72,711	35,269	228,261
J61109	Other wired telecommunications activities	7	315,979	2,010	42,167	57,227	214,574
J61201	Wireless landline services	s	s	s	s	s	s
J61202	Mobile telecommunications services	3	21,817,445	-	1,525,734	1,555,534	18,736,177
J61203	Wireless internet access services (e.g. internet service provider, broadband)	17	1,398,270	142	111,396	170,111	1,116,621
J61209	Other wireless telecommunication services, n.e.c.	5	29,565	-	10,554	396	18,615
J61300	Satellite telecommunications activities	199	4,567,838	22,120	249,057	130,123	4,166,538
J61901	Telephone access in facilities open to the public service activities	s	s	s	s	s	s
J61902	Internet access in facilities open to the public service activities	257	176,613	124	85,582	26,520	64,387
J61909	Other telecommunications service activities, n.e.c.	24	351,834	1,380	40,981	15,149	294,324
J62010	Computer programming activities	381	6,425,844	102,630	1,080,069	511,139	4,732,007
J62020	Computer consultancy and computer facilities management activities	4	2,634	-	2,037	-	598
J62090	Other information technology and computer service activities	52	312,461	1,136	79,201	11,178	220,945

TABLE 5.2 Number of Establishments and Cost of Non-Industrial Services Done by Others by Type for Information and Communication Establishments for All Employment Sizes by Industry Sub-Class: Philippines, 2010 *(Concluded)*

(Value in thousand pesos. Details may not add up to total due to rounding and/or statistical disclosure control)

2009 PSIC Code	Industry Description	Number of Establishments	Non-Industrial Services Done by Others				
			Total	Rent Expense for Land	Rental Expense for Building and Structures	Other Rental Expenses	Other Non- Industrial Services
		(1)	(2)	(3)	(4)	(5)	(6)
J63111	Data processing	61	2,077,762	3,891	591,820	140,480	1,341,570
J63112	Website hosting services	3	15,947	-	1,717	968	13,262
J63113	Application hosting services	26	238,026	1,157	35,092	7,332	194,446
J63910	News agency activities	s	s	s	s	s	s
J63990	Other information service activities, n.e.c.	3	155,973	-	23,183	324	132,465

a/ - combined with J58190



TABLE 6 Number of Establishments and Capital Expenditures by Type of Tangible Fixed Assets for Information and Communication Establishments for All Employment Sizes by Industry Sub-Class: Philippines, 2010

(Value in thousand pesos. Details may not add up to total due to rounding and/or statistical disclosure control)

2009 PSIC Code	Industry Description	Number of Establishments	Capital Expenditures for Tangible Fixed Assets			
			Total	Land	Buildings, Other Structures and Land Improvements	Transport Equipment
		(1)	(2)	(3)	(4)	(5)
<b>Philippines</b>		<b>1,736</b>	<b>68,564,905</b>	<b>189,837</b>	<b>2,988,232</b>	<b>1,634,315</b>
J58110	Book publishing	75	82,001	-	6,918	15,199
J58120	Publishing of directories and mailing lists	a/	a/	a/	a/	a/
J58130	Publishing of newspapers, journals and periodicals	76	266,240	82,197	10,583	13,383
J58190	Other publishing activities	6	41,893	-	20,502	116
J58200	Software publishing	26	38,688	-	499	423
J59110	Motion picture, video and television programme activities	25	85,889	-	10,060	11,293
J59120	Motion picture, video and television programme post-production activities	15	5,053	-	182	1,450
J59130	Motion picture, video and television programme distribution activities	4	6,943	-	-	-
J59140	Motion picture projection activities	84	273,614	-	113,484	5,493
J59201	Sound recording activities	16	10,726	-	1,021	3,909
J59202	Publishing of music	s	s	s	s	s
J60101	Radio broadcasting and relay station and studios	261	3,321,069	30,880	682,514	11,148
J60102	Radio program production	s	s	s	s	s
J60201	Television broadcasting and relay stations and studios including closed circuit television services	31	653,939	911	74,504	51,877
J60202	Television program production	17	101,045	-	6,907	5,551
J61101	Wired (landline) services	43	9,961,967	1,340	732,261	1,141,672
J61102	Wired internet access service activities (e.g. dsl, leased line, dial-up)	7	1,301,099	-	256,610	9,652
J61109	Other wired telecommunications activities	7	462,467	2,331	19,386	24,098
J61201	Wireless landline services	s	s	s	s	s
J61202	Mobile telecommunications services	3	48,344,574	52,084	282,553	232,509
J61203	Wireless internet access services (e.g. internet service provider, broadband)	17	123,811	-	1,428	13,163
J61209	Other wireless telecommunication services, n.e.c.	5	43,654	-	5,313	967
J61300	Satellite telecommunications activities	199	1,292,566	1,464	56,349	30,929
J61901	Telephone access in facilities open to the public service activities	s	s	s	s	s
J61902	Internet access in facilities open to the public service activities	257	7,646	-	270	80
J61909	Other telecommunications service activities, n.e.c.	24	15,405	-	506	3,453
J62010	Computer programming activities	381	903,546	18,629	155,120	30,918
J62020	Computer consultancy and computer facilities management activities	4	-	-	-	-
J62090	Other information technology and computer service activities	52	33,868	-	6,372	2,370

TABLE 6 Number of Establishments and Capital Expenditures by Type of Tangible Fixed Assets for Information and Communication Establishments for All Employment Sizes by Industry Sub-Class: Philippines, 2010 *(Continued)*

(Value in thousand pesos. Details may not add up to total due to rounding and/or statistical disclosure control)

2009 PSIC Code	Industry Description	Number of Establishments	Capital Expenditures for Tangible Fixed Assets			
			Total	Land	Buildings, Other Structures and Land Improvements	Transport Equipment
		(1)	(2)	(3)	(4)	(5)
J63111	Data processing	61	1,164,774	-	543,056	24,162
J63112	Website hosting services	3	4,779	-	185	-
J63113	Application hosting services	26	15,251	-	1,318	502
J63910	News agency activities	s	s	s	s	s
J63990	Other information service activities, n.e.c.	3	487	-	-	-

TABLE 6 Number of Establishments and Capital Expenditures by Type of Tangible Fixed Assets for Information and Communication  
Establishments for All Employment Sizes by Industry Sub-Class: Philippines, 2010 *(Continued)*

(Value in thousand pesos. Details may not add up to total due to rounding and/or statistical disclosure control)

2009 PSIC Code	Industry Description	Capital Expenditures for Tangible Fixed Assets			
		ICT Machinery and Equipment	Other Machinery and Equipment	Valuables	Other Tangible Fixed Assets
		(6)	(7)	(8)	(9)
Philippines		56,619,101	7,127,534	677	5,208
J58110	Book publishing	11,347	47,861	677	-
J58120	Publishing of directories and mailing lists	a/	a/	a/	a/
J58130	Publishing of newspapers, journals and periodicals	135,142	24,934	-	-
J58190	Other publishing activities	14,536	6,739	-	-
J58200	Software publishing	11,904	25,862	-	-
J59110	Motion picture, video and television programme activities	10,723	53,812	-	-
J59120	Motion picture, video and television programme post-production activities	1,287	2,134	-	-
J59130	Motion picture, video and television programme distribution activities	-	6,943	-	-
J59140	Motion picture projection activities	4,922	149,698	-	18
J59201	Sound recording activities	4,154	1,642	-	-
J59202	Publishing of music	s	s	s	s
J60101	Radio broadcasting and relay station and studios	1,207,167	1,389,057	-	302
J60102	Radio program production	s	s	s	s
J60201	Television broadcasting and relay stations and studios including closed circuit television services	136,778	389,869	-	-
J60202	Television program production	26,595	61,992	-	-
J61101	Wired (landline) services	4,955,091	3,131,121	-	483
J61102	Wired internet access service activities (e.g. dsl, leased line, dial-up)	976,745	58,092	-	-
J61109	Other wired telecommunications activities	228,713	187,808	-	131
J61201	Wireless landline services	s	s	s	s
J61202	Mobile telecommunications services	47,456,536	320,892	-	-
J61203	Wireless internet access services (e.g. internet service provider, broadband)	44,779	64,442	-	-
J61209	Other wireless telecommunication services, n.e.c.	36,796	316	-	261
J61300	Satellite telecommunications activities	236,142	967,682	-	-
J61901	Telephone access in facilities open to the public service activities	s	s	s	s
J61902	Internet access in facilities open to the public service activities	7,030	265	-	-
J61909	Other telecommunications service activities, n.e.c.	4,245	7,201	-	-
J62010	Computer programming activities	559,906	138,973	-	-
J62020	Computer consultancy and computer facilities management activities	-	-	-	-
J62090	Other information technology and computer service activities	20,232	4,893	-	-

TABLE 6. Number of Establishments and Capital Expenditures by Type of Tangible Fixed Assets for Information and Communication  
Establishments for All Employment Sizes by Industry Sub-Class: Philippines, 2010 *(Concluded)*

(Value in thousand pesos. Details may not add up to total due to rounding and/or statistical disclosure control)

2009 PSIC Code	Industry Description	Capital Expenditures for Tangible Fixed Assets			
		ICT Machinery and Equipment	Other Machinery and Equipment	Valuables	Other Tangible Fixed Assets
		(6)	(7)	(8)	(9)
J63111	Data processing	511,389	82,236	-	3,932
J63112	Website hosting services	4,303	209	-	82
J63113	Application hosting services	10,864	2,567	-	-
J63910	News agency activities	s	s	s	s
J63990	Other information service activities, n.e.c.	487	-	-	-

a/- combined with J58190

TABLE 6.1 Number of Establishments and Capital Expenditures for Directly Imported Tangible Fixed Assets for Information and Communication Establishments for All Employment Sizes by Industry Sub-Class: Philippines, 2010

(Value in thousand pesos. Details may not add up to total due to rounding and/or statistical disclosure control)

2009 PSIC Code	Industry Description	Number of Establishments	Directly Imported Tangible Fixed Assets					
			Total	Transport Equipment	ICT Machinery and Equipment	Other Machinery and Equipment	Valuables	Other Tangible Fixed Assets
		(1)	(2)	(3)	(4)	(5)	(6)	(7)
	<b>Philippines</b>	<b>1,736</b>	<b>4,382</b>	<b>-</b>	<b>2,179</b>	<b>2,203</b>	<b>-</b>	<b>-</b>
J58110	Book publishing	75	-	-	-	-	-	-
J58120	Publishing of directories and mailing lists	a/	a/	a/	a/	a/	a/	a/
J58130	Publishing of newspapers, journals and periodicals	76	-	-	-	-	-	-
J58190	Other publishing activities	6	-	-	-	-	-	-
J58200	Software publishing	26	-	-	-	-	-	-
J59110	Motion picture, video and television programme activities	25	-	-	-	-	-	-
J59120	Motion picture, video and television programme post-production activities		15	-	-	-	-	-
J59130	Motion picture, video and television programme distribution activities	4	-	-	-	-	-	-
J59140	Motion picture projection activities	84	-	-	-	-	-	-
J59201	Sound recording activities	16	-	-	-	-	-	-
J59202	Publishing of music	s	s	s	s	s	s	s
J60101	Radio broadcasting and relay station and studios	261	-	-	-	-	-	-
J60102	Radio program production	s	s	s	s	s	s	s
J60201	Television broadcasting and relay stations and studios including closed circuit television services	31	-	-	-	-	-	-
J60202	Television program production	17	-	-	-	-	-	-
J61101	Wired (landline) services	43	-	-	-	-	-	-
J61102	Wired internet access service activities (e.g. dsl, leased line, dial-up)	7	-	-	-	-	-	-
J61109	Other wired telecommunications activities	7	-	-	-	-	-	-
J61201	Wireless landline services	s	s	s	s	s	s	s
J61202	Mobile telecommunications services	3	-	-	-	-	-	-
J61203	Wireless internet access services (e.g. internet service provider, broadband)	17	-	-	-	-	-	-
J61209	Other wireless telecommunication services, n.e.c.	5	-	-	-	-	-	-
J61300	Satellite telecommunications activities	199	-	-	-	-	-	-
J61901	Telephone access in facilities open to the public service activities	s	s	s	s	s	s	s
J61902	Internet access in facilities open to the public service activities	257	-	-	-	-	-	-
J61909	Other telecommunications service activities, n.e.c.	24	-	-	-	-	-	-
J62010	Computer programming activities	381	2,380	-	177	2,203	-	-
J62020	Computer consultancy and computer facilities management activities	4	-	-	-	-	-	-
J62090	Other information technology and computer service activities	52	-	-	-	-	-	-

TABLE 6.1 Number of Establishments and Capital Expenditures for Directly Imported Tangible Fixed Assets for Information and Communication Establishments for All Employment Sizes by Industry Sub-Class: Philippines, 2010 *(Concluded)*

(Value in thousand pesos. Details may not add up to total due to rounding and/or statistical disclosure control)

2009 PSIC Code	Industry Description	Number of Establishments	Directly Imported Tangible Fixed Assets					
			Total	Transport Equipment	ICT Machinery and Equipment	Other Machinery and Equipment	Valuables	Other Tangible Fixed Assets
		(1)	(2)	(3)	(4)	(5)	(6)	(7)
J63111	Data processing	61	-	-	-	-	-	-
J63112	Website hosting services	3	-	-	-	-	-	-
J63113	Application hosting services	26	2,002	-	2,002	-	-	-
J63910	News agency activities	s	s	s	s	s	s	s
J63990	Other information service activities, n.e.c.	3	-	-	-	-	-	-

a/ - combined with J58190

TABLE 6.2 Number of Establishments and Capital Expenditures for Tangible Fixed Assets by Mode of Acquisition for Information and Communication Establishments for All Employment Sizes by Industry Sub-Class: Philippines, 2010

(Value in thousand pesos. Details may not add up to total due to rounding and/or statistical disclosure control)

2009 PSIC Code	Industry Description	Number of Establishments	Capital Expenditures for Tangible Fixed Assets by Mode of Acquisition				
			Total	New Fixed Assets	Major Alterations and Improvements	Land and Used	Produced on Own Account
		(1)	(2)	(3)	(4)	(5)	(6)
	Philippines	1,736	68,564,905	65,461,455	2,906,083	192,293	5,073
J58110	Book publishing	75	82,001	77,304	4,697	-	-
J58120	Publishing of directories and mailing lists	a/	a/	a/	a/	a/	a/
J58130	Publishing of newspapers, journals and periodicals	76	266,240	175,173	8,745	82,197	125
J58190	Other publishing activities	6	41,893	21,391	20,502	-	-
J58200	Software publishing	26	38,688	38,262	426	-	-
J59110	Motion picture, video and television programme activities	25	85,889	75,829	10,060	-	-
J59120	Motion picture, video and television programme post-production activities	15	5,053	4,861	192	-	-
J59130	Motion picture, video and television programme distribution activities	4	6,943	6,943	-	-	-
J59140	Motion picture projection activities	84	273,614	160,131	113,484	-	-
J59201	Sound recording activities	16	10,726	9,704	1,021	-	-
J59202	Publishing of music	s	s	s	s	s	s
J60101	Radio broadcasting and relay station and studios	261	3,321,069	2,638,388	649,708	32,880	92
J60102	Radio program production	s	s	s	s	s	s
J60201	Television broadcasting and relay stations and studios including closed circuit television services	31	653,939	578,524	74,504	911	-
J60202	Television program production	17	101,045	94,137	6,907	-	-
J61101	Wired (landline) services	43	9,961,967	9,228,366	732,261	1,340	-
J61102	Wired internet access service activities (e.g. dsl, leased line, dial-up)	7	1,301,099	1,092,988	208,111	-	-
J61109	Other wired telecommunications activities	7	462,467	440,750	19,386	2,331	-
J61201	Wireless landline services	s	s	s	s	s	s
J61202	Mobile telecommunications services	3	48,344,574	48,009,937	282,553	52,084	-
J61203	Wireless internet access services (e.g. Internet service provider, broadband)	17	123,811	122,383	1,428	-	-
J61209	Other wireless telecommunication services, n.e.c.	5	43,654	38,341	5,313	-	-
J61300	Satellite telecommunications activities	199	1,292,566	1,228,504	61,509	1,920	633
J61901	Telephone access in facilities open to the public service activities	s	s	s	s	s	s
J61902	Internet access in facilities open to the public service activities	257	7,646	7,438	165	-	43
J61909	Other telecommunications service activities, n.e.c.	24	15,405	15,322	83	-	-
J62010	Computer programming activities	381	903,546	730,797	154,120	18,629	-
J62020	Computer consultancy and computer facilities management activities	4	-	-	-	-	-
J62090	Other information technology and computer service activities	52	33,868	27,496	6,372	-	-

TABLE 6.2 Number of Establishments and Capital Expenditures for Tangible Fixed Assets by Mode of Acquisition for Information and Communication  
Establishments for All Employment Sizes by Industry Sub-Class: Philippines, 2010 *(Concluded)*

(Value in thousand pesos. Details may not add up to total due to rounding and/or statistical disclosure control)

2009 PSIC Code	Industry Description	Number of Establishments	Capital Expenditures for Tangible Fixed Assets by Mode of Acquisition				
			Total	New Fixed Assets	Major Alterations and Improvements	Land and Used	Produced on Own Account
			(1)	(2)	(3)	(4)	(5)
J63111	Data processing	61	1,164,774	621,718	543,056	-	-
J63112	Website hosting services	3	4,779	414	185	-	4,180
J63113	Application hosting services	26	15,251	14,727	524	-	-
J63910	News agency activities	s	s	s	s	s	s
J63990	Other information service activities, n.e.c.	3	487	487	-	-	-

a/ - combined with J58190



TABLE 6.3 Number of Establishments and Capital Expenditures for Intangible Assets by Type for Information and Communication Establishments for All Employment Sizes by Industry Sub-Class: Philippines, 2010

(Value in thousand pesos. Details may not add up to total due to rounding and/or statistical disclosure control)

2009 PSIC Code	Industry Description	Number of Establishments	Capital Expenditures for Intangible Assets				
			Total	Intangible Non- Produced Assets	Computer Software and Databases	Entertainment, Literary and Artistic Originals	Other Intangible Assets
		(1)	(2)	(3)	(4)	(5)	(6)
<b>Philippines</b>		<b>1,736</b>	<b>1,237,372</b>	<b>267,258</b>	<b>969,053</b>	<b>1,031</b>	<b>30</b>
J58110	Book publishing	75	53,883	53,221	477	184	-
J58120	Publishing of directories and mailing lists	a/	a/	a/	a/	a/	a/
J58130	Publishing of newspapers, journals and periodicals	76	327	-	327	-	-
J58190	Other publishing activities	6	1,241	-	1,241	-	-
J58200	Software publishing	26	864	300	564	-	-
J59110	Motion picture, video and television programme activities	25	729	-	-	729	-
J59120	Motion picture, video and television programme post-production activities	15	1,362	-	1,362	-	-
J59130	Motion picture, video and television programme distribution activities	4	-	-	-	-	-
J59140	Motion picture projection activities	84	1,004	-	1,004	-	-
J59201	Sound recording activities	16	-	-	-	-	-
J59202	Publishing of music	s	s	s	s	s	s
J60101	Radio broadcasting and relay station and studios	261	2,316	2,010	241	65	-
J60102	Radio program production	s	s	s	s	s	s
J60201	Television broadcasting and relay stations and studios including closed circuit television services	31	-	-	-	-	-
J60202	Television program production	17	-	-	-	-	-
J61101	Wired (landline) services	43	456,072	-	456,072	-	-
J61102	Wired internet access service activities (e.g. dsl, leased line, dial-up)	7	-	-	-	-	-
J61109	Other wired telecommunications activities	7	-	-	-	-	-
J61201	Wireless landline services	s	s	s	s	s	s
J61202	Mobile telecommunications services	3	96,816	-	96,816	-	-
J61203	Wireless internet access services (e.g. internet service provider, broadband)	17	76	-	76	-	-
J61209	Other wireless telecommunication services, n.e.c.	5	36	-	36	-	-
J61300	Satellite telecommunications activities	199	14,367	-	14,344	23	-
J61901	Telephone access in facilities open to the public service activities	s	s	s	s	s	s
J61902	Internet access in facilities open to the public service activities	257	1,250	125	1,125	-	-
J61909	Other telecommunications service activities, n.e.c.	24	-	-	-	-	-
J62010	Computer programming activities	381	588,155	211,602	376,523	30	-
J62020	Computer consultancy and computer facilities management activities	4	-	-	-	-	-
J62090	Other information technology and computer service activities	52	2,976	-	2,946	-	30

TABLE 6.3 Number of Establishments and Capital Expenditures for Intangible Assets by Type for Information and Communication Establishments for All Employment Sizes by Industry Sub-Class: Philippines, 2010 *(Concluded)*

(Value in thousand pesos. Details may not add up to total due to rounding and/or statistical disclosure control)

2009 PSIC Code	Industry Description	Number of Establishments	Capital Expenditures for Intangible Assets				
			Total	Intangible Non- Produced Assets	Computer Software and Databases	Entertainment, Literary and Artistic Originals	Other Intangible Assets
		(1)	(2)	(3)	(4)	(5)	(6)
J63111	Data processing	61	10,411	-	10,411	-	-
J63112	Website hosting services	3	-	-	-	-	-
J63113	Application hosting services	26	5,309	-	5,309	-	-
J63910	News agency activities	s	s	s	s	s	s
J63990	Other information service activities, n.e.c.	3	179	-	179	-	-

a/ - combined with J58190

TABLE 7 Number of Establishments and Gross Additions to Tangible Fixed Assets for Information and Communication  
Establishments for All Employment Sizes by Industry Sub-Class: Philippines, 2010

(Value in thousand pesos. Details may not add up to total due to rounding and/or statistical disclosure control)

2009 PSIC Code	Industry Description	Number of Establishments	Gross Additions	Capital Expenditures	Sale of Tangible Fixed Assets
		(1)	(2)	(3)	(4)
<b>Philippines</b>		<b>1,736</b>	<b>67,311,473</b>	<b>68,564,905</b>	<b>1,253,432</b>
J58110	Book publishing	75	82,001	82,001	-
J58120	Publishing of directories and mailing lists	a/	a/	a/	a/
J58130	Publishing of newspapers, journals and periodicals	76	261,926	266,240	4,314
J58190	Other publishing activities	6	41,338	41,893	555
J58200	Software publishing	26	29,153	38,688	9,535
J59110	Motion picture, video and television programme activities	25	83,463	85,889	2,426
J59120	Motion picture, video and television programme post-production activities	15	5,017	5,053	36
J59130	Motion picture, video and television programme distribution activities	4	6,943	6,943	-
J59140	Motion picture projection activities	84	272,896	273,614	718
J59201	Sound recording activities	16	10,726	10,726	-
J59202	Publishing of music	s	s	s	s
J60101	Radio broadcasting and relay station and studios	261	3,271,424	3,321,069	49,645
J60102	Radio program production	s	s	s	s
J60201	Television broadcasting and relay stations and studios including closed circuit television services	31	636,738	653,939	17,201
J60202	Television program production	17	100,670	101,045	375
J61101	Wired (landline) services	43	9,259,613	9,961,967	702,354
J61102	Wired internet access service activities (e.g. dsl, leased line, dial-up)	7	1,299,028	1,301,099	2,071
J61109	Other wired telecommunications activities	7	462,467	462,467	-
J61201	Wireless landline services	s	s	s	s
J61202	Mobile telecommunications services	3	48,290,182	48,344,574	54,392
J61203	Wireless internet access services (e.g. internet service provider, broadband)	17	121,584	123,811	2,227
J61209	Other wireless telecommunication services, n.e.c.	5	43,654	43,654	-
J61300	Satellite telecommunications activities	199	1,241,709	1,292,566	50,857
J61901	Telephone access in facilities open to the public service activities	s	s	s	s
J61902	Internet access in facilities open to the public service activities	257	7,646	7,646	-
J61909	Other telecommunications service activities, n.e.c.	24	13,137	15,405	2,268
J62010	Computer programming activities	381	869,449	903,546	34,097
J62020	Computer consultancy and computer facilities management activities	4	-	-	-
J62090	Other information technology and computer service activities	52	(178,630)	33,868	212,498

TABLE 7 Number of Establishments and Gross Additions to Tangible Fixed Assets for Information and Communication Establishments for All Employment Sizes by Industry Sub-Class: Philippines, 2010 *(Concluded)*

(Value in thousand pesos. Details may not add up to total due to rounding and/or statistical disclosure control)

2009 PSIC Code	Industry Description	Number of Establishments	Gross Additions	Capital Expenditures	Sale of Tangible Fixed Assets
		(1)	(2)	(3)	(4)
J63111	Data processing	61	1,065,309	1,164,774	99,465
J63112	Website hosting services	3	4,779	4,779	-
J63113	Application hosting services	26	6,854	15,251	8,397
J63910	News agency activities	s	s	s	s
J63990	Other information service activities, n.e.c.	3	487	487	-

a/ - combined with J58190

TABLE 7.1 Number of Establishments and Sale of Tangible Fixed Assets by Type for Information and Communication Establishments for All Employment Sizes by Industry Sub-Class: Philippines, 2010

(Value in thousand pesos. Details may not add up to total due to rounding and/or statistical disclosure control)

2009 PSIC Code	Industry Description	Number of Establishments	Sale of Tangible Fixed Assets			
			Total	Land	Buildings, Other Structures and Land Improvements	Transport Equipment
		(1)	(2)	(3)	(4)	(5)
Philippines		1,736	1,253,432	246,735	639,156	110,102
J58110	Book publishing	75	-	-	-	-
J58120	Publishing of directories and mailing lists	a/	a/	a/	a/	a/
J58130	Publishing of newspapers, journals and periodicals	76	4,314	-	110	2,161
J58190	Other publishing activities	6	555	-	-	-
J58200	Software publishing	26	9,535	-	-	1,470
J59110	Motion picture, video and television programme activities	25	2,426	-	1,958	-
J59120	Motion picture, video and television programme post-production activities	15	36	-	-	-
J59130	Motion picture, video and television programme distribution activities	4	-	-	-	-
J59140	Motion picture projection activities	84	718	-	-	696
J59201	Sound recording activities	16	-	-	-	-
J59202	Publishing of music	s	s	s	s	s
J60101	Radio broadcasting and relay station and studios	261	49,645	1,223	35,172	2,439
J60102	Radio program production	s	s	s	s	s
J60201	Television broadcasting and relay stations and studios including closed circuit television services	31	17,201	-	-	9,687
J60202	Television program production	17	375	-	-	-
J61101	Wired (landline) services	43	702,354	245,000	387,000	32,702
J61102	Wired internet access service activities (e.g. dsl, leased line, dial-up)	7	2,071	-	2,071	-
J61109	Other wired telecommunications activities	7	-	-	-	-
J61201	Wireless landline services	s	s	s	s	s
J61202	Mobile telecommunications services	3	54,392	-	-	35,382
J61203	Wireless internet access services (e.g. internet service provider, broadband)	17	2,227	-	1,316	-
J61209	Other wireless telecommunication services, n.e.c.	5	-	-	-	-
J61300	Satellite telecommunications activities	199	50,857	-	-	407
J61901	Telephone access in facilities open to the public service activities	s	s	s	s	s
J61902	Internet access in facilities open to the public service activities	257	-	-	-	-
J61909	Other telecommunications service activities, n.e.c.	24	2,268	-	-	-
J62010	Computer programming activities	381	34,097	-	675	6,096
J62020	Computer consultancy and computer facilities management activities	4	-	-	-	-
J62090	Other information technology and computer service activities	52	212,498	-	210,089	2,409

TABLE 7.1 Number of Establishments and Sale of Tangible Fixed Assets by Type for Information and Communication  
Establishments for All Employment Sizes by Industry Sub-Class: Philippines, 2010 *(Continued)*

(Value in thousand pesos. Details may not add up to total due to rounding and/or statistical disclosure control)

2009 PSIC Code	Industry Description	Number of Establishments	Sale of Tangible Fixed Assets			
			Total	Land	Buildings, Other Structures and Land Improvements	Transport Equipment
		(1)	(2)	(3)	(4)	(5)
J63111	Data processing	61	99,465	-	765	14,472
J63112	Website hosting services	3	-	-	-	-
J63113	Application hosting services	26	8,397	512	-	2,182
J63910	News agency activities	s	s	s	s	s
J63990	Other information service activities, n.e.c.	3	-	-	-	-

TABLE 7.1 Number of Establishments and Sale of Tangible Fixed Assets by Type for Information and Communication  
Establishments for All Employment Sizes by Industry Sub-Class: Philippines, 2010 *(Continued)*

(Value in thousand pesos. Details may not add up to total due to rounding and/or statistical disclosure control)

2009 PSIC Code	Industry Description	Sale of Tangible Fixed Assets			
		ICT Machinery and Equipment	Other Machinery and Equipment	Valuables	Other Tangible Fixed Assets
		(6)	(7)	(8)	(9)
	<b>Philippines</b>	<b>88,534</b>	<b>160,429</b>	<b>-</b>	<b>8,477</b>
J58110	Book publishing	-	-	-	-
J58120	Publishing of directories and mailing lists	a/	a/	a/	a/
J58130	Publishing of newspapers, journals and periodicals	247	1,797	-	-
J58190	Other publishing activities	555	-	-	-
J58200	Software publishing	570	7,495	-	-
J59110	Motion picture, video and television programme activities	468	-	-	-
J59120	Motion picture, video and television programme post-production activities	-	36	-	-
J59130	Motion picture, video and television programme distribution activities	-	-	-	-
J59140	Motion picture projection activities	-	23	-	-
J59201	Sound recording activities	-	-	-	-
J59202	Publishing of music	s	s	s	s
J60101	Radio broadcasting and relay station and studios	621	10,190	-	-
J60102	Radio program production	s	s	s	s
J60201	Television broadcasting and relay stations and studios including closed circuit television services	6,415	1,099	-	-
J60202	Television program production	-	375	-	-
J61101	Wired (landline) services	30,179	435	-	7,038
J61102	Wired internet access service activities (e.g. dsl, leased line, dial-up)	-	-	-	-
J61109	Other wired telecommunications activities	-	-	-	-
J61201	Wireless landline services	s	s	s	s
J61202	Mobile telecommunications services	19,010	-	-	-
J61203	Wireless internet access services (e.g. internet service provider, broadband)	911	-	-	-
J61209	Other wireless telecommunication services, n.e.c.	-	-	-	-
J61300	Satellite telecommunications activities	1,245	47,766	-	1,439
J61901	Telephone access in facilities open to the public service activities	s	s	s	s
J61902	Internet access in facilities open to the public service activities	-	-	-	-
J61909	Other telecommunications service activities, n.e.c.	-	2,268	-	-
J62010	Computer programming activities	25,293	2,033	-	-
J62020	Computer consultancy and computer facilities management activities	-	-	-	-
J62090	Other information technology and computer service activities	-	-	-	-

TABLE 7.1 Number of Establishments and Sale of Tangible Fixed Assets by Type for Information and Communication  
Establishments for All Employment Sizes by Industry Sub-Class: Philippines, 2010 *(Concluded)*

(Value in thousand pesos. Details may not add up to total due to rounding and/or statistical disclosure control)

2009 PSIC Code	Industry Description	Sale of Tangible Fixed Assets			
		ICT Machinery and Equipment	Other Machinery and Equipment	Valuables	Other Tangible Fixed Assets
		(6)	(7)	(8)	(9)
J63111	Data processing	2,839	81,390	-	-
J63112	Website hosting services	-	-	-	-
J63113	Application hosting services	180	5,523	-	-
J63910	News agency activities	s	s	s	s
J63990	Other information service activities, n.e.c.	-	-	-	-

a/ - combined with J58190



TABLE 7.2 Number of Establishments and Losses and Damages to Tangible Fixed Assets by Type for Information and Communication  
Establishments for All Employment Sizes by Industry Sub-Class: Philippines, 2010

(Value in thousand pesos. Details may not add up to total due to rounding and/or statistical disclosure control)

2009 PSIC Code	Industry Description	Number of Establishments	Losses and Damages			
			Total	Land	Buildings, Other Structures and Land Improvements	Transport Equipment
		(1)	(2)	(3)	(4)	(5)
Philippines		1,736	109,148	-	71,633	8,778
J58110	Book publishing	75	-	-	-	-
J58120	Publishing of directories and mailing lists	a/	a/	a/	a/	a/
J58130	Publishing of newspapers, journals and periodicals	76	131	-	-	-
J58190	Other publishing activities	6	-	-	-	-
J58200	Software publishing	26	120	-	-	-
J59110	Motion picture, video and television programme activities	25	336	-	8	250
J59120	Motion picture, video and television programme post-production activities	15	-	-	-	-
J59130	Motion picture, video and television programme distribution activities	4	196	-	196	-
J59140	Motion picture projection activities	84	-	-	-	-
J59201	Sound recording activities	16	-	-	-	-
J59202	Publishing of music	s	s	s	s	s
J60101	Radio broadcasting and relay station and studios	261	60	-	-	-
J60102	Radio program production	s	s	s	s	s
J60201	Television broadcasting and relay stations and studios including closed circuit television services	31	-	-	-	-
J60202	Television program production	17	75	-	-	-
J61101	Wired (landline) services	43	1,822	-	99	989
J61102	Wired internet access service activities (e.g. dsl, leased line, dial-up)	7	-	-	-	-
J61109	Other wired telecommunications activities	7	1,000	-	-	989
J61201	Wireless landline services	s	s	s	s	s
J61202	Mobile telecommunications services	3	71,722	-	67,924	186
J61203	Wireless internet access services (e.g. internet service provider, broadband)	17	1,142	-	-	-
J61209	Other wireless telecommunication services, n.e.c.	5	-	-	-	-
J61300	Satellite telecommunications activities	199	4,941	-	2,062	385
J61901	Telephone access in facilities open to the public service activities	s	s	s	s	s
J61902	Internet access in facilities open to the public service activities	257	795	-	-	-
J61909	Other telecommunications service activities, n.e.c.	24	-	-	-	-
J62010	Computer programming activities	381	26,790	-	1,345	5,980
J62020	Computer consultancy and computer facilities management activities	4	-	-	-	-
J62090	Other information technology and computer service activities	52	19	-	-	-

TABLE 7.2 Number of Establishments and Losses and Damages to Tangible Fixed Assets by Type for Information and Communication Establishments for All Employment Sizes by Industry Sub-Class: Philippines, 2010 *(Continued)*

(Value in thousand pesos. Details may not add up to total due to rounding and/or statistical disclosure control)

2009 PSIC Code	Industry Description	Number of Establishments	Losses and Damages			
			Total	Land	Buildings, Other Structures and Land Improvements	Transport Equipment
		(1)	(2)	(3)	(4)	(5)
J63111	Data processing	61	-	-	-	-
J63112	Website hosting services	3	-	-	-	-
J63113	Application hosting services	26	-	-	-	-
J63910	News agency activities	S	S	S	S	S
J63990	Other information service activities, n.e.c.	3	-	-	-	-

TABLE 7.2 Number of Establishments and Losses and Damages to Tangible Fixed Assets by Type for Information and Communication  
Establishments for All Employment Sizes by Industry Sub-Class: Philippines, 2010 *(Continued)*

(Value in thousand pesos. Details may not add up to total due to rounding and/or statistical disclosure control)

2009 PSIC Code	Industry Description	Losses and Damages			
		ICT Machinery and Equipment	Other Machinery and Equipment	Valuables	Other Tangible Fixed Assets
		(6)	(7)	(8)	(9)
<b>Philippines</b>		<b>22,599</b>	<b>3,845</b>	<b>13</b>	<b>2,279</b>
J58110	Book publishing	-	-	-	-
J58120	Publishing of directories and mailing lists	a/	a/	a/	a/
J58130	Publishing of newspapers, journals and periodicals	111	20	-	-
J58190	Other publishing activities	-	-	-	-
J58200	Software publishing	100	20	-	-
J59110	Motion picture, video and television programme activities	60	18	-	-
J59120	Motion picture, video and television programme post-production activities	-	-	-	-
J59130	Motion picture, video and television programme distribution activities	-	-	-	-
J59140	Motion picture projection activities	-	-	-	-
J59201	Sound recording activities	-	-	-	-
J59202	Publishing of music	s	s	s	s
J60101	Radio broadcasting and relay station and studios	60	-	-	-
J60102	Radio program production	s	s	s	s
J60201	Television broadcasting and relay stations and studios including closed circuit television services	-	-	-	-
J60202	Television program production	-	75	-	-
J61101	Wired (landline) services	735	-	-	-
J61102	Wired internet access service activities (e.g. dsl, leased line, dial-up)	-	-	-	-
J61109	Other wired telecommunications activities	-	11	-	-
J61201	Wireless landline services	s	s	s	s
J61202	Mobile telecommunications services	3,371	241	-	-
J61203	Wireless internet access services (e.g. internet service provider, broadband)	-	1,142	-	-
J61209	Other wireless telecommunication services, n.e.c.	-	-	-	-
J61300	Satellite telecommunications activities	201	44	-	2,250
J61901	Telephone access in facilities open to the public service activities	s	s	s	s
J61902	Internet access in facilities open to the public service activities	739	56	-	-
J61909	Other telecommunications service activities, n.e.c.	-	-	-	-
J62010	Computer programming activities	17,208	2,214	13	29
J62020	Computer consultancy and computer facilities management activities	-	-	-	-
J62090	Other information technology and computer service activities	15	4	-	-

TABLE 7.2 Number of Establishments and Losses and Damages to Tangible Fixed Assets by Type for Information and Communication  
Establishments for All Employment Sizes by Industry Sub-Class: Philippines, 2010 *(Concluded)*

(Value in thousand pesos. Details may not add up to total due to rounding and/or statistical disclosure control)

2009 PSIC Code	Industry Description	Losses and Damages			
		ICT Machinery and Equipment	Other Machinery and Equipment	Valuables	Other Tangible Fixed Assets
		(6)	(7)	(8)	(9)
J63111	Data processing	-	-	-	-
J63112	Website hosting services	-	-	-	-
J63113	Application hosting services	-	-	-	-
J63910	News agency activities	S	S	S	S
J63990	Other information service activities, n.e.c.	-	-	-	-

a/- combined with J58190

TABLE 8 Number of Establishments and Book Value by Type of Tangible Fixed Assets for Information and Communication  
Establishments for All Employment Sizes by Industry Sub-Class: Philippines, 2010

(Value in thousand pesos. Details may not add up to total due to rounding and/or statistical disclosure control)

2009 PSIC Code	Industry Description	Number of Establishments	Book Value of Tangible Fixed Assets			
			Total	Land	Buildings, Other Structures and Land Improvements	Transport Equipment
		(1)	(2)	(3)	(4)	(5)
Philippines		1,736	393,040,301	6,642,441	78,799,496	4,679,907
J58110	Book publishing	75	846,222	93,492	313,824	103,216
J58120	Publishing of directories and mailing lists	a/	a/	a/	a/	a/
J58130	Publishing of newspapers, journals and periodicals	76	3,848,980	430,673	605,350	51,363
J58190	Other publishing activities	6	61,843	1,499	20,996	670
J58200	Software publishing	26	526,656	-	27,916	9,307
J59110	Motion picture, video and television programme activities	25	573,346	169,957	76,557	41,334
J59120	Motion picture, video and television programme post-production activities	15	506,850	-	77,491	30,920
J59130	Motion picture, video and television programme distribution activities	4	13,648	-	1,169	1,402
J59140	Motion picture projection activities	84	3,778,474	122,946	2,989,477	19,687
J59201	Sound recording activities	16	406,154	23,722	203,521	72,531
J59202	Publishing of music	s	s	s	s	s
J60101	Radio broadcasting and relay station and studios	261	16,622,288	886,385	6,933,038	71,704
J60102	Radio program production	s	s	s	s	s
J60201	Television broadcasting and relay stations and studios including closed circuit television services	31	5,260,571	82,807	2,228,207	189,574
J60202	Television program production	17	461,766	50,896	62,651	24,004
J61101	Wired (landline) services	43	165,318,894	2,198,818	11,949,003	2,490,337
J61102	Wired internet access service activities (e.g. dsl, leased line, dial-up)	7	2,994,088	639,068	384,955	43,169
J61109	Other wired telecommunications activities	7	2,204,336	73,007	124,413	77,795
J61201	Wireless landline services	s	s	s	s	s
J61202	Mobile telecommunications services	3	162,907,807	1,403,992	42,216,301	809,533
J61203	Wireless internet access services (e.g. internet service provider, broadband)	17	1,086,868	3,395	31,851	22,866
J61209	Other wireless telecommunication services, n.e.c.	5	94,863	4,267	29,984	7,012
J61300	Satellite telecommunications activities	199	8,935,395	366,568	595,999	315,486
J61901	Telephone access in facilities open to the public service activities	s	s	s	s	s
J61902	Internet access in facilities open to the public service activities	257	247,325	9,750	49,561	7,971
J61909	Other telecommunications service activities, n.e.c.	24	219,771	2,677	72,096	14,981
J62010	Computer programming activities	381	12,049,033	39,621	8,514,747	165,052
J62020	Computer consultancy and computer facilities management activities	4	13,602	-	1,864	139
J62090	Other information technology and computer service activities	52	293,114	1,500	29,853	34,827

TABLE 8 Number of Establishments and Book Value by Type of Tangible Fixed Assets for Information and Communication  
Establishments for All Employment Sizes by Industry Sub-Class: Philippines, 2010 *(Continued)*

(Value in thousand pesos. Details may not add up to total due to rounding and/or statistical disclosure control)

2009 PSIC Code	Industry Description	Number of Establishments	Book Value of Tangible Fixed Assets			
			Total	Land	Buildings, Other Structures and Land Improvements	Transport Equipment
		(1)	(2)	(3)	(4)	(5)
J63111	Data processing	61	3,543,425	17,604	1,200,110	62,005
J63112	Website hosting services	3	7,943	-	310	1,391
J63113	Application hosting services	26	76,395	-	11,412	1,667
J63910	News agency activities	s	s	s	s	s
J63990	Other information service activities, n.e.c.	3	18,805	-	11,489	1,300

TABLE 8 Number of Establishments and Book Value by Type of Tangible Fixed Assets for Information and Communication Establishments for All Employment Sizes by Industry Sub-Class: Philippines, 2010 *(Continued)*

(Value in thousand pesos. Details may not add up to total due to rounding and/or statistical disclosure control)

2009 PSIC Code	Industry Description	Book Value of Tangible Fixed Assets			
		ICT Machinery and Equipment	Other Machinery and Equipment	Valuables	Other Tangible Fixed Assets
		(6)	(7)	(8)	(9)
	<b>Philippines</b>	<b>224,749,115</b>	<b>78,037,107</b>	<b>83,566</b>	<b>48,670</b>
J58110	Book publishing	146,605	186,844	810	1,430
J58120	Publishing of directories and mailing lists	a/	a/	a/	a/
J58130	Publishing of newspapers, journals and periodicals	2,119,739	641,071	-	784
J58190	Other publishing activities	23,364	15,305	-	11
J58200	Software publishing	336,737	152,697	-	-
J59110	Motion picture, video and television programme activities	114,833	168,607	-	2,057
J59120	Motion picture, video and television programme post-production activities	347,149	51,290	-	-
J59130	Motion picture, video and television programme distribution activities	3,121	7,955	-	-
J59140	Motion picture projection activities	119,311	511,268	-	15,785
J59201	Sound recording activities	20,544	13,965	71,871	-
J59202	Publishing of music	s	s	s	s
J60101	Radio broadcasting and relay station and studios	2,818,922	5,910,680	10	1,550
J60102	Radio program production	s	s	s	s
J60201	Television broadcasting and relay stations and studios including closed circuit television services	518,648	2,241,335	-	-
J60202	Television program production	81,243	242,930	-	42
J61101	Wired (landline) services	90,517,830	58,152,070	6,548	4,287
J61102	Wired internet access service activities (e.g. dsl, leased line, dial-up)	1,834,451	92,445	-	-
J61109	Other wired telecommunications activities	408,459	1,520,662	-	-
J61201	Wireless landline services	s	s	s	s
J61202	Mobile telecommunications services	117,125,214	1,352,767	-	-
J61203	Wireless internet access services (e.g. internet service provider, broadband)	599,592	429,163	-	-
J61209	Other wireless telecommunication services, n.e.c.	48,066	3,910	-	1,625
J61300	Satellite telecommunications activities	2,620,745	5,029,679	500	6,418
J61901	Telephone access in facilities open to the public service activities	s	s	s	s
J61902	Internet access in facilities open to the public service activities	142,372	37,614	-	58
J61909	Other telecommunications service activities, n.e.c.	47,421	82,596	-	-
J62010	Computer programming activities	2,532,045	786,528	814	10,226
J62020	Computer consultancy and computer facilities management activities	10,185	1,329	-	85
J62090	Other information technology and computer service activities	193,519	33,414	-	2

TABLE 8 Number of Establishments and Book Value by Type of Tangible Fixed Assets for Information and Communication Establishments for All Employment Sizes by Industry Sub-Class: Philippines, 2010 *(Concluded)*

(Value in thousand pesos. Details may not add up to total due to rounding and/or statistical disclosure control)

2009 PSIC Code	Industry Description	Book Value of Tangible Fixed Assets			
		ICT Machinery and Equipment	Other Machinery and Equipment	Valuables	Other Tangible Fixed Assets
		(6)	(7)	(8)	(9)
J63111	Data processing	1,926,809	331,258	1,430	4,207
J63112	Website hosting services	5,784	354	-	104
J63113	Application hosting services	41,040	22,276	-	-
J63910	News agency activities	s	s	s	s
J63990	Other information service activities, n.e.c.	4,138	1,877	-	-

a/ - combined with J58190



TABLE 8.1 Number of Establishments and Value of Intangible Assets by Type for Information and Communication Establishments for All Employment Sizes by Industry Sub-Class: Philippines, 2010

(Value in thousand pesos. Details may not add up to total due to rounding and/or statistical disclosure control)

2009 PSIC Code	Industry Description	Number of Establishments	Value of Intangible Assets				
			Total	Intangible Non- Produced Assets	Computer Software and Databases	Entertainment, Literary and Artistic Originals	Other Intangible Fixed Assets
		(1)	(2)	(3)	(4)	(5)	(6)
<b>Philippines</b>		<b>1,736</b>	<b>11,758,718</b>	<b>3,249,681</b>	<b>5,681,567</b>	<b>2,688,502</b>	<b>138,968</b>
J58110	Book publishing	75	68,214	54,918	8,497	4,799	-
J58120	Publishing of directories and mailing lists	a/	a/	a/	a/	a/	a/
J58130	Publishing of newspapers, journals and periodicals	76	2,162	39	2,123	-	-
J58190	Other publishing activities	6	1,621	-	1,621	-	-
J58200	Software publishing	26	1,831	700	1,131	-	-
J59110	Motion picture, video and television programme activities	25	1,681,046	87,779	481	1,592,786	-
J59120	Motion picture, video and television programme post-production activities	15	72,536	-	2,887	69,649	-
J59130	Motion picture, video and television programme distribution activities	4	-	-	-	-	-
J59140	Motion picture projection activities	84	2,045	-	2,045	-	-
J59201	Sound recording activities	16	2,148	-	2,023	125	-
J59202	Publishing of music	s	s	s	s	s	s
J60101	Radio broadcasting and relay station and studios	261	1,122,427	177,277	3,533	941,287	330
J60102	Radio program production	s	s	s	s	s	s
J60201	Television broadcasting and relay stations and studios including closed circuit television services	31	137,938	24,630	34,985	78,304	20
J60202	Television program production	17	-	-	-	-	-
J61101	Wired (landline) services	43	783,372	300	783,072	-	-
J61102	Wired internet access service activities (e.g. dsl, leased line, dial-up)	7	-	-	-	-	-
J61109	Other wired telecommunications activities	7	-	-	-	-	-
J61201	Wireless landline services	s	s	s	s	s	s
J61202	Mobile telecommunications services	3	2,704,922	-	2,704,922	-	-
J61203	Wireless internet access services (e.g. internet service provider, broadband)	17	170	-	170	-	-
J61209	Other wireless telecommunication services, n.e.c.	5	39	-	39	-	-
J61300	Satellite telecommunications activities	199	42,506	2,043	39,052	1,411	-
J61901	Telephone access in facilities open to the public service activities	s	s	s	s	s	s
J61902	Internet access in facilities open to the public service activities	257	8,647	515	8,037	95	-
J61909	Other telecommunications service activities, n.e.c.	24	17,520	-	17,520	-	-
J62010	Computer programming activities	381	780,361	232,519	545,015	46	2,781
J62020	Computer consultancy and computer facilities management activities	4	-	-	-	-	-
J62090	Other information technology and computer service activities	52	4,833	-	4,810	-	23

TABLE 8.1 Number of Establishments and Value of Intangible Assets by Type for Information and Communication Establishments for All Employment Sizes by Industry Sub-Class: Philippines, 2010 *(Concluded)*

(Value in thousand pesos. Details may not add up to total due to rounding and/or statistical disclosure control)

2009 PSIC Code	Industry Description	Number of Establishments	Value of Intangible Assets				
			Total	Intangible Non- Produced Assets	Computer Software and Databases	Entertainment, Literary and Artistic Originals	Other Intangible Fixed Assets
		(1)	(2)	(3)	(4)	(5)	(6)
J63111	Data processing	61	4,272,643	2,668,960	1,467,869	-	135,814
J63112	Website hosting services	3	341	-	341	-	-
J63113	Application hosting services	26	50,974	-	50,974	-	-
J63910	News agency activities	s	s	s	s	s	s
J63990	Other information service activities, n.e.c.	3	421	-	421	-	-

a/ - combined with J58190

TABLE 9 Number of Establishments and Value of Inventories for Information and Communication  
Establishments for All Employment Sizes by Industry Sub-class: Philippines, 2010

(Value in thousand pesos. Details may not add up to total due to rounding and/or statistical disclosure control)

2009 PSIC Code	Industry Description	Number of Establishments	Value of Inventories as of January 1					
			Total	Materials and Supplies	Fuels, Lubricants, Oils and Greases	Goods for Resale	Real Estate for Sale	Other Inventories
		(1)	(2)	(3)	(4)	(5)	(6)	(7)
Philippines		1,736	5,977,368	5,628,627	6,018	136,014	340	206,369
J58110	Book publishing	75	697,414	489,838	56	1,353	-	206,167
J58120	Publishing of directories and mailing lists	a/	a/	a/	a/	a/	a/	a/
J58130	Publishing of newspapers, journals and periodicals	76	59,381	59,178	-	-	-	202
J58190	Other publishing activities	6	1,016	1,016	-	-	-	-
J58200	Software publishing	26	1,789	1,784	5	-	-	-
J59110	Motion picture, video and television programme activities	25	357,978	357,978	-	-	-	-
J59120	Motion picture, video and television programme post-production activities	15	17,396	17,396	-	-	-	-
J59130	Motion picture, video and television programme distribution activities	4	-	-	-	-	-	-
J59140	Motion picture projection activities	84	8,006	5,919	134	1,952	-	-
J59201	Sound recording activities	16	255,858	255,858	-	-	-	-
J59202	Publishing of music	s	s	s	s	s	s	s
J60101	Radio broadcasting and relay station and studios	261	182,086	178,316	3,770	-	-	-
J60102	Radio program production	s	s	s	s	s	s	s
J60201	Television broadcasting and relay stations and studios including closed circuit television services	31	113,063	113,062	1	-	-	-
J60202	Television program production	17	2,310	2,310	-	-	-	-
J61101	Wired (landline) services	43	1,597,564	1,595,906	470	1,188	-	-
J61102	Wired internet access service activities (e.g. dsl, leased line, dial-up)	7	5,956	5,956	-	-	-	-
J61109	Other wired telecommunications activities	7	52,128	52,128	-	-	-	-
J61201	Wireless landline services	s	s	s	s	s	s	s
J61202	Mobile telecommunications services	3	1,284,864	1,158,018	-	126,846	-	-
J61203	Wireless internet access services (e.g. internet service provider, broadband)	17	278,600	278,600	-	-	-	-
J61209	Other wireless telecommunication services, n.e.c.	5	-	-	-	-	-	-
J61300	Satellite telecommunications activities	199	443,271	441,772	1,076	423	-	-
J61901	Telephone access in facilities open to the public service activities	s	s	s	s	s	s	s
J61902	Internet access in facilities open to the public service activities	257	34,999	34,654	5	-	340	-
J61909	Other telecommunications service activities, n.e.c.	24	32,168	32,030	138	-	-	-
J62010	Computer programming activities	381	411,146	409,217	361	1,568	-	-
J62020	Computer consultancy and computer facilities management activities	4	2,000	2,000	-	-	-	-
J62090	Other information technology and computer service activities	52	130,227	127,542	-	2,685	-	-

TABLE 9 Number of Establishments and Value of Inventories for Information and Communication  
Establishments for All Employment Sizes by Industry Sub-class: Philippines, 2010 *(Continued)*

(Value in thousand pesos. Details may not add up to total due to rounding and/or statistical disclosure control)

2009 PSIC Code	Industry Description	Number of Establishments	Value of Inventories as of January 1					
			Total	Materials and Supplies	Fuels, Lubricants, Oils and Greases	Goods for Resale	Real Estate for Sale	Other Inventories
		(1)	(2)	(3)	(4)	(5)	(6)	(7)
J63111	Data processing	61	5,617	5,617	-	-	-	-
J63112	Website hosting services	3	201	201	-	-	-	-
J63113	Application hosting services	26	14	14	-	-	-	-
J63910	News agency activities	s	s	s	s	s	s	s
J63990	Other information service activities, n.e.c.	3	2,315	2,315	-	-	-	-

TABLE 9 Number of Establishments and Value of Inventories for Information and Communication  
Establishments for All Employment Sizes by Industry Sub-class: Philippines, 2010 *(Continued)*

(Value in thousand pesos. Details may not add up to total due to rounding and/or statistical disclosure control)

2009 PSIC Code	Industry Description	Value of Inventories as of December 31					
		Total	Materials and Supplies	Fuels, Lubricants, Oils and Greases	Goods for Resale	Real Estate for Sale	Other Inventories
		(8)	(9)	(10)	(11)	(12)	(13)
<b>Philippines</b>		<b>6,748,259</b>	<b>6,365,946</b>	<b>6,195</b>	<b>188,316</b>	<b>340</b>	<b>187,462</b>
J58110	Book publishing	811,080	622,563	1	1,999	-	186,517
J58120	Publishing of directories and mailing lists	a/	a/	a/	a/	a/	a/
J58130	Publishing of newspapers, journals and periodicals	68,953	68,007	-	-	-	945
J58190	Other publishing activities	836	836	-	-	-	-
J58200	Software publishing	3,316	3,311	5	-	-	-
J59110	Motion picture, video and television programme activities	376,367	376,367	-	-	-	-
J59120	Motion picture, video and television programme post-production activities	12,437	12,437	-	-	-	-
J59130	Motion picture, video and television programme distribution activities	-	-	-	-	-	-
J59140	Motion picture projection activities	8,384	6,433	163	1,788	-	-
J59201	Sound recording activities	254,832	254,832	-	-	-	-
J59202	Publishing of music	s	s	s	s	s	s
J60101	Radio broadcasting and relay station and studios	193,873	190,007	3,865	-	-	-
J60102	Radio program production	s	s	s	s	s	s
J60201	Television broadcasting and relay stations and studios including closed circuit television services	105,037	105,036	1	-	-	-
J60202	Television program production	2,782	2,782	-	-	-	-
J61101	Wired (landline) services	1,737,801	1,736,070	575	1,157	-	-
J61102	Wired internet access service activities (e.g. dsl, leased line, dial-up)	4,277	4,277	-	-	-	-
J61109	Other wired telecommunications activities	42,833	42,833	-	-	-	-
J61201	Wireless landline services	s	s	s	s	s	s
J61202	Mobile telecommunications services	1,879,870	1,701,631	-	178,240	-	-
J61203	Wireless internet access services (e.g. internet service provider, broadband)	209,999	209,999	-	-	-	-
J61209	Other wireless telecommunication services, n.e.c.	-	-	-	-	-	-
J61300	Satellite telecommunications activities	427,668	426,472	914	282	-	-
J61901	Telephone access in facilities open to the public service activities	s	s	s	s	s	s
J61902	Internet access in facilities open to the public service activities	23,231	22,887	4	-	340	-
J61909	Other telecommunications service activities, n.e.c.	35,150	34,895	255	-	-	-
J62010	Computer programming activities	405,104	403,472	411	1,221	-	-
J62020	Computer consultancy and computer facilities management activities	2,884	2,884	-	-	-	-
J62090	Other information technology and computer service activities	133,197	129,567	-	3,630	-	-

TABLE 9 Number of Establishments and Value of Inventories for Information and Communication  
Establishments for All Employment Sizes by Industry Sub-class: Philippines, 2010 *(Concluded)*

(Value in thousand pesos. Details may not add up to total due to rounding and/or statistical disclosure control)

2009 PSIC Code	Industry Description	Value of Inventories as of December 31					
		Total	Materials and Supplies	Fuels, Lubricants, Oils and Greases	Goods for Resale	Real Estate for Sale	Other Inventories
		(8)	(9)	(10)	(11)	(12)	(13)
J63111	Data processing	4,141	4,141	-	-	-	-
J63112	Website hosting services	185	185	-	-	-	-
J63113	Application hosting services	125	125	-	-	-	-
J63910	News agency activities	s	s	s	s	s	s
J63990	Other information service activities, n.e.c.	3,898	3,898	-	-	-	-

a/- combined with J58190

TABLE 10 Number of Reporting Establishments and Nationality with Highest Capital Participation Rate as of December 31 for Information and Communication Establishments for All Employment Sizes by Industry Sub-Class: Philippines, 2010

(An establishment with equal capital participation rate may be reported several times)

2009 PSIC Code	Industry Description	Number of Reporting Establishments	Nationality with Highest Capital Participation Rate				
			Filipino	American	British	Chinese	German
			(1)	(2)	(3)	(4)	(5)
	Philippines	1,736	1,587	44	10	9	3
J58110	Book publishing	75	75	-	-	-	-
J58120	Publishing of directories and mailing lists	a/	a/	a/	a/	a/	a/
J58130	Publishing of newspapers, journals and periodicals	76	76	-	-	-	-
J58190	Other publishing activities	6	5	-	-	-	-
J58200	Software publishing	26	21	3	1	-	-
J59110	Motion picture, video and television programme activities	25	24	-	-	-	1
J59120	Motion picture, video and television programme post-production activities	15	12	-	-	-	-
J59130	Motion picture, video and television programme distribution activities	4	2	2	-	-	-
J59140	Motion picture projection activities	84	84	-	-	-	-
J59201	Sound recording activities	16	15	1	-	-	-
J59202	Publishing of music	s	s	s	s	s	s
J60101	Radio broadcasting and relay station and studios	261	260	-	-	-	-
J60102	Radio program production	s	s	s	s	s	s
J60201	Television broadcasting and relay stations and studios including closed circuit television services	31	31	-	-	-	-
J60202	Television program production	17	17	-	-	-	-
J61101	Wired (landline) services	43	40	-	-	2	-
J61102	Wired internet access service activities (e.g. dsl, leased line, dial-up)	7	7	-	-	-	-
J61109	Other wired telecommunications activities	7	7	-	-	-	-
J61201	Wireless landline services	s	s	s	s	s	s
J61202	Mobile telecommunications services	3	2	-	-	-	-
J61203	Wireless internet access services (e.g. internet service provider, broadband)	17	16	-	-	-	-
J61209	Other wireless telecommunication services, n.e.c.	5	4	-	-	-	-
J61300	Satellite telecommunications activities	199	196	-	-	4	-
J61901	Telephone access in facilities open to the public service activities	s	s	s	s	s	s
J61902	Internet access in facilities open to the public service activities	257	257	-	-	-	-
J61909	Other telecommunications service activities, n.e.c.	24	18	2	-	-	-
J62010	Computer programming activities	381	288	25	6	3	2
J62020	Computer consultancy and computer facilities management activities	4	3	1	-	-	-
J62090	Other information technology and computer service activities	52	51	-	-	-	-

TABLE 10 Number of Reporting Establishments and Nationality with Highest Capital Participation Rate as of December 31 for Information and Communication Establishments for All Employment Sizes by Industry Sub-Class: Philippines, 2010 *(Continued)*

(An establishment with equal capital participation rate may be reported several times)

2009 PSIC Code	Industry Description	Number of Reporting Establishments	Nationality with Highest Capital Participation Rate				
			Filipino	American	British	Chinese	German
		(1)	(2)	(3)	(4)	(5)	(6)
J63111	Data processing	61	43	9	3	-	-
J63112	Website hosting services	3	3	-	-	-	-
J63113	Application hosting services	26	22	-	-	-	-
J63910	News agency activities	s	s	s	s	s	s
J63990	Other information service activities, n.e.c.	3	1	1	-	-	-



TABLE 10 Number of Reporting Establishments and Nationality with Highest Capital Participation Rate as of December 31 for Information and Communication Establishments for All Employment Sizes by Industry Sub-Class: Philippines, 2010 *(Continued)*

(An establishment with equal capital participation rate may be reported several times)

2009 PSIC Code	Industry Description	Nationality with Highest Capital Participation Rate				
		Japanese	Korean	Singaporean	Taiwanese	Other Nationalities
		(7)	(8)	(9)	(10)	(11)
	<b>Philippines</b>	<b>28</b>	<b>2</b>	<b>9</b>	<b>-</b>	<b>54</b>
J58110	Book publishing	-	-	-	-	-
J58120	Publishing of directories and mailing lists	a/	a/	a/	a/	a/
J58130	Publishing of newspapers, journals and periodicals	-	-	-	-	-
J58190	Other publishing activities	-	-	-	-	1
J58200	Software publishing	-	-	-	-	1
J59110	Motion picture, video and television programme activities	-	-	-	-	-
J59120	Motion picture, video and television programme post-production activities	1	-	-	-	2
J59130	Motion picture, video and television programme distribution activities	-	-	-	-	-
J59140	Motion picture projection activities	-	-	1	-	-
J59201	Sound recording activities	-	-	-	-	-
J59202	Publishing of music	s	s	s	s	s
J60101	Radio broadcasting and relay station and studios	-	-	-	-	1
J60102	Radio program production	s	s	s	s	s
J60201	Television broadcasting and relay stations and studios including closed circuit television services	-	-	-	-	-
J60202	Television program production	-	-	-	-	-
J61101	Wired (landline) services	1	-	-	-	-
J61102	Wired internet access service activities (e.g. dsl, leased line, dial-up)	-	-	-	-	-
J61109	Other wired telecommunications activities	-	-	-	-	-
J61201	Wireless landline services	s	s	s	s	s
J61202	Mobile telecommunications services	-	-	-	-	1
J61203	Wireless internet access services (e.g. internet service provider, broadband)	-	-	-	-	1
J61209	Other wireless telecommunication services, n.e.c.	-	-	-	-	1
J61300	Satellite telecommunications activities	-	-	-	-	2
J61901	Telephone access in facilities open to the public service activities	s	s	s	s	s
J61902	Internet access in facilities open to the public service activities	-	-	-	-	-
J61909	Other telecommunications service activities, n.e.c.	1	-	1	-	2
J62010	Computer programming activities	22	2	6	-	31
J62020	Computer consultancy and computer facilities management activities	-	-	-	-	-
J62090	Other information technology and computer service activities	1	-	-	-	-

TABLE 10 Number of Reporting Establishments and Nationality with Highest Capital Participation Rate as of December 31 for Information and Communication Establishments for All Employment Sizes by Industry Sub-Class: Philippines, 2010 *(Concluded)*

(An establishment with equal capital participation rate may be reported several times)

2009 PSIC Code	Industry Description	Nationality with Highest Capital Participation Rate				
		Japanese	Korean	Singaporean	Taiwanese	Other Nationalities
		(7)	(8)	(9)	(10)	(11)
J63111	Data processing	1	-	-	-	7
J63112	Website hosting services	-	-	-	-	-
J63113	Application hosting services	-	-	1	-	3
J63910	News agency activities	s	s	s	s	s
J63990	Other information service activities, n.e.c.	-	-	-	-	1

a/ - combined with J58190

# **Statistical Tables**

**For Establishments with Total  
Employment of 20 and Over**

**National Tables**

**and**

**Regional Tables**

TABLE 1a Summary Statistics for Information and Communication Establishments with Total Employment of 20 and Over  
by Industry Sub-Class: Philippines, 2010

(Value in thousand pesos. Details may not add up to total due to rounding and/or statistical disclosure control)

2009 PSIC Code	Region / Industry Description	Number of Establishments	Employment as of November 15		Total Compensation	Total Revenue	Total Cost
			Total	Paid Employees			
		(1)	(2)	(3)	(4)	(5)	(6)
	<b>Philippines</b>	<b>599</b>	<b>102,202</b>	<b>102,081</b>	<b>53,038,827</b>	<b>429,459,536</b>	<b>228,229,940</b>
J58110	Book publishing	32	2,618	2,616	561,503	3,288,927	2,706,172
J58120	Publishing of directories and mailing lists	a/	a/	a/	a/	a/	a/
J58130	Publishing of newspapers, journals and periodicals	37	3,914	3,901	1,124,337	7,818,504	5,814,365
J58190	Other publishing activities	5	1,198	1,198	364,138	841,274	422,689
J58200	Software publishing	12	1,288	1,282	1,057,966	3,209,119	2,212,923
J59110	Motion picture, video and television programme activities	11	1,943	1,943	599,261	4,855,562	3,646,091
J59120	Motion picture, video and television programme post-production activities	9	767	767	365,619	717,096	301,513
J59140	Motion picture projection activities	32	1,351	1,344	263,361	3,666,769	3,104,433
J59201	Sound recording activities	6	342	342	124,207	542,851	398,970
J59202	Publishing of music	s	s	s	s	s	s
J60101	Radio broadcasting and relay station and studios	54	3,484	3,468	603,646	32,197,018	20,095,934
J60201	Television broadcasting and relay stations and studios including closed circuit television services	9	2,901	2,901	1,645,802	14,862,829	7,685,975
J60202	Television program production	9	565	563	546,959	3,326,598	2,471,289
J61101	Wired (landline) services	25	16,145	16,144	19,217,068	195,883,128	79,709,161
J61102	Wired internet access service activities (e.g. dsl, leased line, dial-up)	4	374	374	184,500	1,347,248	907,658
J61109	Other wired telecommunications activities	6	1,344	1,344	490,471	1,959,430	1,193,145
J61202	Mobile telecommunications services	3	8,643	8,643	3,253,660	89,461,027	62,641,747
J61203	Wireless internet access services (e.g. internet service provider, broadband)	11	1,846	1,846	1,198,270	3,587,357	1,929,024
J61209	Other wireless telecommunication services, n.e.c.	s	s	s	s	s	s
J61300	Satellite telecommunications activities	54	4,186	4,164	1,475,457	13,876,105	11,334,728
J61901	Telephone access in facilities open to the public service activities	s	s	s	s	s	s
J61902	Internet access in facilities open to the public service activities	3	510	510	88,588	370,752	263,970
J61909	Other telecommunications service activities, n.e.c.	9	533	531	274,004	1,192,759	900,180
J62010	Computer programming activities	191	20,652	20,608	11,098,216	29,054,695	14,316,114
J62090	Other information technology and computer service activities	13	3,754	3,752	865,090	1,727,228	818,748
J63111	Data processing	48	22,791	22,787	7,237,955	13,995,138	4,160,789
J63112	Website hosting services	s	s	s	s	s	s
J63113	Application hosting services	8	689	689	220,014	627,226	353,385
J63990	Other information service activities, n.e.c.	s	s	s	s	s	s

TABLE 1a Summary Statistics for Information and Communication Establishments with Total Employment of 20 and Over  
by Industry Sub-Class: Philippines, 2010 *(Continued)*

(Value in thousand pesos. Details may not add up to total due to rounding and/or statistical disclosure control)

2009 PSIC Code	Region / Industry Description	Number of Establishments	Employment as of November 15		Total Compensation	Total Revenue	Total Cost
			Total	Paid Employees			
		(1)	(2)	(3)	(4)	(5)	(6)
	<b>National Capital Region</b>	<b>431</b>	<b>83,783</b>	<b>83,710</b>	<b>48,373,877</b>	<b>415,333,898</b>	<b>221,393,440</b>
J58110	Book publishing	29	2,522	2,522	533,952	3,178,775	2,622,465
J58130	Publishing of newspapers, journals and periodicals	28	3,345	3,337	1,006,569	7,289,226	5,478,582
J58190	Other publishing activities	3	229	229	87,489	155,273	37,727
J58200	Software publishing	8	1,027	1,026	964,857	3,038,911	2,147,810
J59110	Motion picture, video and television programme activities	10	1,879	1,879	582,773	4,701,018	3,516,151
J59120	Motion picture, video and television programme post-production activities	9	767	767	365,619	717,096	301,513
J59140	Motion picture projection activities	16	807	802	191,187	3,004,081	2,555,398
J59201	Sound recording activities	6	342	342	124,207	542,851	398,970
J59202	Publishing of music	s	s	s	s	s	s
J60101	Radio broadcasting and relay station and studios	20	2,517	2,514	400,153	30,429,217	19,148,792
J60201	Television broadcasting and relay stations and studios including closed circuit television services	6	2,814	2,814	1,615,419	13,535,414	6,906,031
J60202	Television program production	9	565	563	546,959	3,326,598	2,471,289
J61101	Wired (landline) services	4	15,052	15,052	19,058,159	195,137,663	79,232,475
J61102	Wired internet access service activities (e.g. dsl, leased line, dial-up)	4	374	374	184,500	1,347,248	907,658
J61109	Other wired telecommunications activities	4	606	606	243,201	1,209,767	790,083
J61202	Mobile telecommunications services	3	8,643	8,643	3,253,660	89,461,027	62,641,747
J61203	Wireless internet access services (e.g. internet service provider, broadband)	11	1,846	1,846	1,198,270	3,587,357	1,929,024
J61209	Other wireless telecommunication services, n.e.c.	s	s	s	s	s	s
J61300	Satellite telecommunications activities	18	2,573	2,567	1,276,752	12,794,687	10,593,871
J61902	Internet access in facilities open to the public service activities	3	510	510	88,588	370,752	263,970
J61909	Other telecommunications service activities, n.e.c.	8	506	504	258,746	1,174,850	896,114
J62010	Computer programming activities	170	16,649	16,609	8,962,553	24,978,811	13,104,010
J62090	Other information technology and computer service activities	13	3,754	3,752	865,090	1,727,228	818,748
J63111	Data processing	35	15,479	15,475	6,171,178	11,975,895	3,451,725
J63112	Website hosting services	s	s	s	s	s	s
J63113	Application hosting services	8	689	689	220,014	627,226	353,385
J63990	Other information service activities, n.e.c.	s	s	s	s	s	s
	<b>Cordillera Administrative Region</b>	<b>5</b>	<b>183</b>	<b>183</b>	<b>28,337</b>	<b>176,997</b>	<b>97,941</b>
J58130	Publishing of newspapers, journals and periodicals	s	s	s	s	s	s
J59140	Motion picture projection activities	s	s	s	s	s	s
J60101	Radio broadcasting and relay station and studios	s	s	s	s	s	s
J61300	Satellite telecommunications activities	s	s	s	s	s	s

TABLE 1a Summary Statistics for Information and Communication Establishments with Total Employment of 20 and Over  
by Industry Sub-Class: Philippines, 2010 *(Continued)*

(Value in thousand pesos. Details may not add up to total due to rounding and/or statistical disclosure control)

2009 PSIC Code	Region / Industry Description	Number of Establishments	Employment as of November 15		Total Compensation	Total Revenue	Total Cost
			Total	Paid Employees			
		(1)	(2)	(3)	(4)	(5)	(6)
	<b>I-Ilocos Region</b>	<b>4</b>	<b>97</b>	<b>97</b>	<b>22,858</b>	<b>180,628</b>	<b>91,520</b>
J60101	Radio broadcasting and relay station and studios	S	S	S	S	S	S
J60201	Television broadcasting and relay stations and studios including closed circuit television services	S	S	S	S	S	S
J61300	Satellite telecommunications activities	S	S	S	S	S	S
J63112	Website hosting services	S	S	S	S	S	S
	<b>II - Cagayan Valley</b>	<b>3</b>	<b>121</b>	<b>119</b>	<b>13,646</b>	<b>34,505</b>	<b>14,976</b>
J60101	Radio broadcasting and relay station and studios	S	S	S	S	S	S
J61300	Satellite telecommunications activities	S	S	S	S	S	S
	<b>III - Central Luzon</b>	<b>24</b>	<b>2,857</b>	<b>2,855</b>	<b>376,245</b>	<b>1,300,468</b>	<b>667,930</b>
J58110	Book publishing	S	S	S	S	S	S
J58130	Publishing of newspapers, journals and periodicals	S	S	S	S	S	S
J59140	Motion picture projection activities	4	130	130	18,521	200,706	143,528
J60101	Radio broadcasting and relay station and studios	S	S	S	S	S	S
J61101	Wired (landline) services	4	191	191	21,548	194,039	84,884
J61300	Satellite telecommunications activities	4	366	366	42,123	358,409	249,828
J62010	Computer programming activities	4	172	172	44,712	113,630	41,187
J63111	Data processing	4	1,858	1,858	229,379	351,413	100,435
	<b>IVA - CALABARZON</b>	<b>24</b>	<b>2,214</b>	<b>2,206</b>	<b>516,413</b>	<b>1,697,128</b>	<b>1,038,744</b>
J58110	Book publishing	S	S	S	S	S	S
J58200	Software publishing	S	S	S	S	S	S
J59140	Motion picture projection activities	5	164	164	28,979	194,934	177,943
J60101	Radio broadcasting and relay station and studios	S	S	S	S	S	S
J61101	Wired (landline) services	4	791	791	254,035	792,042	438,681
J61109	Other wired telecommunications activities						
J61300	Satellite telecommunications activities	8	254	246	27,779	130,124	95,627
J62010	Computer programming activities	3	201	201	57,770	118,601	31,725
J63111	Data processing	S	S	S	S	S	S
	<b>IVB - MIMAROPA</b>	<b>3</b>	<b>161</b>	<b>161</b>	<b>22,506</b>	<b>60,988</b>	<b>46,493</b>
J61101	Wired (landline) services	S	S	S	S	S	S
J61300	Satellite telecommunications activities	S	S	S	S	S	S

TABLE 1a Summary Statistics for Information and Communication Establishments with Total Employment of 20 and Over  
by Industry Sub-Class: Philippines, 2010 *(Continued)*

(Value in thousand pesos. Details may not add up to total due to rounding and/or statistical disclosure control)

2009 PSIC Code	Region / Industry Description	Number of Establishments	Employment as of November 15		Total Compensation	Total Revenue	Total Cost
			Total	Paid Employees			
		(1)	(2)	(3)	(4)	(5)	(6)
<b>V - Bicol Region</b>							
		<b>6</b>	<b>641</b>	<b>639</b>	<b>73,526</b>	<b>149,467</b>	<b>60,555</b>
J59140	Motion picture projection activities	S	S	S	S	S	S
J60101	Radio broadcasting and relay station and studios	S	S	S	S	S	S
J61101	Wired (landline) services	S	S	S	S	S	S
J61300	Satellite telecommunications activities	S	S	S	S	S	S
J61901	Telephone access in facilities open to the public service activities	S	S	S	S	S	S
J63111	Data processing	S	S	S	S	S	S
<b>VI - Western Visayas</b>							
		<b>14</b>	<b>518</b>	<b>514</b>	<b>73,438</b>	<b>239,997</b>	<b>126,455</b>
J58130	Publishing of newspapers, journals and periodicals	S	S	S	S	S	S
J60101	Radio broadcasting and relay station and studios	S	S	S	S	S	S
J61101	Wired (landline) services	3	141	140	20,717	73,032	34,502
J61300	Satellite telecommunications activities	5	229	229	26,645	77,081	45,404
<b>VII - Central Visayas</b>							
		<b>43</b>	<b>9,115</b>	<b>9,104</b>	<b>3,204,106</b>	<b>8,084,038</b>	<b>3,395,968</b>
J58110	Book publishing	}					
J58120	Publishing of directories and mailing lists	}	6	1,370	1,368	387,629	1,155,533
J58130	Publishing of newspapers, journals and periodicals	}					
J58200	Software publishing	3	224	219	84,303	152,079	58,692
J59110	Motion picture, video and television programme activities	}					
J59140	Motion picture projection activities	}	3	147	147	25,262	221,418
J60101	Radio broadcasting and relay station and studios	9	276	276	62,858	405,374	194,124
J60201	Television broadcasting and relay stations and studios including closed circuit television services	S	S	S	S	S	S
J61109	Other wired telecommunications activities	S	S	S	S	S	S
J61300	Satellite telecommunications activities	S	S	S	S	S	S
J61909	Other telecommunications service activities, n.e.c.	S	S	S	S	S	S
J62010	Computer programming activities	12	3,565	3,561	2,030,844	3,839,545	1,137,961
J63111	Data processing	6	3,319	3,319	573,054	1,031,910	263,065
<b>VIII - Eastern Visayas</b>							
		<b>6</b>	<b>1,123</b>	<b>1,117</b>	<b>88,371</b>	<b>182,754</b>	<b>83,775</b>
J60101	Radio broadcasting and relay station and studios	S	S	S	S	S	S
J61101	Wired (landline) services	S	S	S	S	S	S
J61300	Satellite telecommunications activities	S	S	S	S	S	S
J63111	Data processing	S	S	S	S	S	S

TABLE 1a Summary Statistics for Information and Communication Establishments with Total Employment of 20 and Over  
by Industry Sub-Class: Philippines, 2010 *(Continued)*

(Value in thousand pesos. Details may not add up to total due to rounding and/or statistical disclosure control)

2009 PSIC Code	Region / Industry Description	Number of Establishments	Employment as of November 15		Total Compensation	Total Revenue	Total Cost
			Total	Paid Employees			
		(1)	(2)	(3)	(4)	(5)	(6)
<b>IX - Zamboanga Peninsula</b>							
		S	S	S	S	S	S
J61101	Wired (landline) services	S	S	S	S	S	S
J61300	Satellite telecommunications activities	S	S	S	S	S	S
<b>X - Northern Mindanao</b>							
		14	697	692	121,387	676,906	402,810
J58130	Publishing of newspapers, journals and periodicals	S	S	S	S	S	S
J59140	Motion picture projection activities	3	101	101	7,975	105,456	50,241
J60101	Radio broadcasting and relay station and studios	3	71	66	15,797	52,728	27,937
J60201	Television broadcasting and relay stations and studios including closed circuit television services	S	S	S	S	S	S
J61101	Wired (landline) services	3	332	332	59,263	256,804	177,231
J61300	Satellite telecommunications activities	S	S	S	S	S	S
J62010	Computer programming activities	S	S	S	S	S	S
<b>XI - Davao Region</b>							
		9	323	323	75,955	1,164,957	675,263
J58130	Publishing of newspapers, journals and periodicals	S	S	S	S	S	S
J60101	Radio broadcasting and relay station and studios	4	127	127	48,899	1,090,560	624,689
J61300	Satellite telecommunications activities	S	S	S	S	S	S
<b>XII - SOCCSKSARGEN</b>							
		9	287	279	39,708	139,265	109,698
J60101	Radio broadcasting and relay station and studios	3	64	62	12,191	29,249	12,223
J61101	Wired (landline) services	4	161	161	24,014	102,582	93,949
J61300	Satellite telecommunications activities	S	S	S	S	S	S
J62010	Computer programming activities	S	S	S	S	S	S
<b>XIII - Caraga</b>							
		S	S	S	S	S	S
J60101	Radio broadcasting and relay station and studios	S	S	S	S	S	S
J61300	Satellite telecommunications activities	S	S	S	S	S	S



TABLE 1a Summary Statistics for Information and Communication Establishments with Total Employment of 20 and Over  
by Industry Sub-Class: Philippines, 2010 *(Continued)*

(Value in thousand pesos. Details may not add up to total due to rounding and/or statistical disclosure control)

2009 PSIC Code	Region / Industry Description	Value Added	Gross Additions to Fixed Assets	Change in Inventories	Subsidies
		(7)	(8)	(9)	(10)
	<b>Philippines</b>	<b>222,768,579</b>	<b>66,573,537</b>	<b>798,011</b>	<b>4,039</b>
J58110	Book publishing	952,109	79,005	112,888	-
J58120	Publishing of directories and mailing lists	a/	a/	a/	a/
J58130	Publishing of newspapers, journals and periodicals	2,255,866	259,133	2,906	-
J58190	Other publishing activities	391,549	41,338	(481)	-
J58200	Software publishing	1,154,427	28,430	1,503	-
J59110	Motion picture, video and television programme activities	1,392,109	79,027	18,351	-
J59120	Motion picture, video and television programme post-production activities	451,996	5,017	(4,932)	-
J59140	Motion picture projection activities	1,199,601	270,449	173	-
J59201	Sound recording activities	127,375	5,247	(1,034)	-
J59202	Publishing of music	s	s	s	s
J60101	Radio broadcasting and relay station and studios	15,292,191	3,016,740	13,214	-
J60201	Television broadcasting and relay stations and studios including closed circuit television services	8,132,271	473,988	(8,292)	4,039
J60202	Television program production	947,759	100,670	472	-
J61101	Wired (landline) services	103,454,496	9,258,341	139,365	-
J61102	Wired internet access service activities (e.g. dsl, leased line, dial-up)	827,451	1,299,028	(1,679)	-
J61109	Other wired telecommunications activities	975,298	461,999	(9,159)	-
J61202	Mobile telecommunications services	52,069,174	48,290,182	595,006	-
J61203	Wireless internet access services (e.g. internet service provider, broadband)	1,653,656	116,589	(68,601)	-
J61209	Other wireless telecommunication services, n.e.c.	s	s	s	s
J61300	Satellite telecommunications activities	3,519,320	1,070,598	(6,923)	-
J61901	Telephone access in facilities open to the public service activities	s	s	s	s
J61902	Internet access in facilities open to the public service activities	140,094	918	(10,969)	-
J61909	Other telecommunications service activities, n.e.c.	415,846	11,601	1,982	-
J62010	Computer programming activities	15,603,420	802,815	25,040	-
J62090	Other information technology and computer service activities	982,897	(179,028)	671	-
J63111	Data processing	10,329,088	1,062,056	(1,476)	-
J63112	Website hosting services	s	s	s	s
J63113	Application hosting services	278,496	8,280	1	-
J63990	Other information service activities, n.e.c.	s	s	s	s

TABLE 1a Summary Statistics for Information and Communication Establishments with Total Employment of 20 and Over by Industry Sub-Class: Philippines, 2010 *(Continued)*

(Value in thousand pesos. Details may not add up to total due to rounding and/or statistical disclosure control)

2009 PSIC Code	Region / Industry Description	Value Added	Gross Additions to Fixed Assets	Change in Inventories	Subsidies
		(7)	(8)	(9)	(10)
	<b>National Capital Region</b>	<b>214,550,065</b>	<b>65,641,558</b>	<b>801,794</b>	<b>4,039</b>
J58110	Book publishing	920,733	75,792	112,095	-
J58130	Publishing of newspapers, journals and periodicals	2,044,818	250,848	(313)	-
J58190	Other publishing activities	122,715	4,209	-	-
J58200	Software publishing	1,044,955	22,720	-	-
J59110	Motion picture, video and television programme activities	1,348,824	46,153	18,867	-
J59120	Motion picture, video and television programme post-production activities	451,996	5,017	(4,932)	-
J59140	Motion picture projection activities	976,927	237,100	258	-
J59201	Sound recording activities	127,375	5,247	(1,034)	-
J59202	Publishing of music	s	s	s	s
J60101	Radio broadcasting and relay station and studios	14,343,762	2,871,642	13,245	-
J60201	Television broadcasting and relay stations and studios including closed circuit television services	7,465,497	365,081	(8,614)	4,039
J60202	Television program production	947,759	100,670	472	-
J61101	Wired (landline) services	103,055,093	9,147,555	148,488	-
J61102	Wired internet access service activities (e.g. dsl, leased line, dial-up)	827,451	1,299,028	(1,679)	-
J61109	Other wired telecommunications activities	607,198	432,933	(10,706)	-
J61202	Mobile telecommunications services	52,069,174	48,290,182	595,006	-
J61203	Wireless internet access services (e.g. internet service provider, broadband)	1,653,656	116,589	(68,601)	-
J61209	Other wireless telecommunication services, n.e.c.	s	s	s	s
J61300	Satellite telecommunications activities	3,036,138	882,696	(7,156)	-
J61902	Internet access in facilities open to the public service activities	140,094	918	(10,969)	-
J61909	Other telecommunications service activities, n.e.c.	401,950	11,587	1,982	-
J62010	Computer programming activities	12,527,120	635,233	26,185	-
J62090	Other information technology and computer service activities	982,897	(179,028)	671	-
J63111	Data processing	8,974,126	1,004,355	(1,472)	-
J63112	Website hosting services	s	s	s	s
J63113	Application hosting services	278,496	8,280	1	-
J63990	Other information service activities, n.e.c.	s	s	s	s
	<b>Cordillera Administrative Region</b>	<b>86,221</b>	<b>5,163</b>	<b>29</b>	<b>-</b>
J58130	Publishing of newspapers, journals and periodicals	s	s	s	s
J59140	Motion picture projection activities	s	s	s	s
J60101	Radio broadcasting and relay station and studios	s	s	s	s
J61300	Satellite telecommunications activities	s	s	s	s

TABLE 1a Summary Statistics for Information and Communication Establishments with Total Employment of 20 and Over  
by Industry Sub-Class: Philippines, 2010 *(Continued)*

(Value in thousand pesos. Details may not add up to total due to rounding and/or statistical disclosure control)

2009 PSIC Code	Region / Industry Description	Value Added	Gross Additions to Fixed Assets	Change in Inventories	Subsidies
		(7)	(8)	(9)	(10)
I-Ilocos Region		101,814	8,554	(119)	
J60101	Radio broadcasting and relay station and studios	S	S	S	S
J60201	Television broadcasting and relay stations and studios including closed circuit television services	S	S	S	S
J61300	Satellite telecommunications activities	S	S	S	S
J63112	Website hosting services	S	S	S	S
II - Cagayan Valley		22,576	4,633	-	-
J60101	Radio broadcasting and relay station and studios	S	S	S	S
J61300	Satellite telecommunications activities	S	S	S	S
III - Central Luzon		767,177	159,867	(8,240)	-
J58110	Book publishing	S	S	S	S
J58130	Publishing of newspapers, journals and periodicals	S	S	S	S
J59140	Motion picture projection activities	108,278	15,044	(859)	-
J60101	Radio broadcasting and relay station and studios	S	S	S	S
J61101	Wired (landline) services	139,653	39,156	23	-
J61300	Satellite telecommunications activities	132,501	71,139	(5,900)	-
J62010	Computer programming activities	72,064	-	(1,639)	-
J63111	Data processing	267,156	23,026	-	-
IVA - CALABARZON		734,505	67,720	2,047	-
J58110	Book publishing	S	S	S	S
J58200	Software publishing	S	S	S	S
J59140	Motion picture projection activities	38,416	15,729	191	-
J60101	Radio broadcasting and relay station and studios	S	S	S	S
J61101	Wired (landline) services	767,383	37,337	3,634	-
J61109	Other wired telecommunications activities				
J61300	Satellite telecommunications activities	51,079	14,401	756	-
J62010	Computer programming activities	89,815	267	-	-
J63111	Data processing	S	S	S	S
IVB - MIMAROPA		18,666	-	234	-
J61101	Wired (landline) services	S	S	S	S
J61300	Satellite telecommunications activities	S	S	S	S

TABLE 1a Summary Statistics for Information and Communication Establishments with Total Employment of 20 and Over by Industry Sub-Class: Philippines, 2010 *(Continued)*

(Value in thousand pesos. Details may not add up to total due to rounding and/or statistical disclosure control)

2009 PSIC Code	Region / Industry Description	Value Added	Gross Additions to Fixed Assets	Change in Inventories	Subsidies
		(7)	(8)	(9)	(10)
V - Bicol Region		108,290	14,890	3,494	-
J59140	Motion picture projection activities	S	S	S	S
J60101	Radio broadcasting and relay station and studios	S	S	S	S
J61101	Wired (landline) services	S	S	S	S
J61300	Satellite telecommunications activities	S	S	S	S
J61901	Telephone access in facilities open to the public service activities	S	S	S	S
J63111	Data processing	S	S	S	S
VI - Western Visayas		153,164	17,100	1,423	-
J58130	Publishing of newspapers, journals and periodicals	S	S	S	S
J60101	Radio broadcasting and relay station and studios	S	S	S	S
J61101	Wired (landline) services	57,746	11,290	745	-
J61300	Satellite telecommunications activities	49,887	132	614	-
VII - Central Visayas		5,102,898	473,313	6,183	-
J58110	Book publishing	435,338	40,923	3,722	-
J58120	Publishing of directories and mailing lists				
J58130	Publishing of newspapers, journals and periodicals				
J58200	Software publishing	96,578	3,286	1,487	-
J59110	Motion picture, video and television programme activities	33,607	32,874	57	-
J59140	Motion picture projection activities				
J60101	Radio broadcasting and relay station and studios				
J60201	Television broadcasting and relay stations and studios including closed circuit television services	228,694	15,174	(218)	-
J61109	Other wired telecommunications activities	S	S	S	S
J61300	Satellite telecommunications activities	S	S	S	S
J61909	Other telecommunications service activities, n.e.c.	S	S	S	S
J62010	Computer programming activities	2,911,288	167,288	501	-
J63111	Data processing	781,735	19,407	(4)	-
VIII - Eastern Visayas		110,368	18,792	291	-
J60101	Radio broadcasting and relay station and studios	S	S	S	S
J61101	Wired (landline) services	S	S	S	S
J61300	Satellite telecommunications activities	S	S	S	S
J63111	Data processing	S	S	S	S

TABLE 1a Summary Statistics for Information and Communication Establishments with Total Employment of 20 and Over  
by Industry Sub-Class: Philippines, 2010 *(Concluded)*

(Value in thousand pesos. Details may not add up to total due to rounding and/or statistical disclosure control)

2009 PSIC Code	Region / Industry Description	Value Added	Gross Additions to Fixed Assets	Change in Inventories	Subsidies
		(7)	(8)	(9)	(10)
	IX - Zamboanga Peninsula	S	S	S	S
J61101	Wired (landline) services	S	S	S	S
J61300	Satellite telecommunications activities	S	S	S	S
	X - Northern Mindanao	345,818	27,959	(9,366)	-
J58130	Publishing of newspapers, journals and periodicals	S	S	S	S
J59140	Motion picture projection activities	71,851	-	(4)	-
J60101	Radio broadcasting and relay station and studios	26,092	3,561	(5)	-
J60201	Television broadcasting and relay stations and studios including closed circuit television services	S	S	S	S
J61101	Wired (landline) services	112,544	2,336	(9,828)	-
J61300	Satellite telecommunications activities	S	S	S	S
J62010	Computer programming activities	S	S	S	S
	XI - Davao Region	587,354	85,849	159	-
J58130	Publishing of newspapers, journals and periodicals	S	S	S	S
J60101	Radio broadcasting and relay station and studios	554,344	81,820	121	-
J61300	Satellite telecommunications activities	S	S	S	S
	XII - SOCCSKSARGEN	62,620	46,874	82	-
J60101	Radio broadcasting and relay station and studios	19,686	17,061	(26)	-
J61101	Wired (landline) services	38,088	29,786	(236)	-
J61300	Satellite telecommunications activities	S	S	S	S
J62010	Computer programming activities	S	S	S	S
	XIII - Caraga	S	S	S	S
J60101	Radio broadcasting and relay station and studios	S	S	S	S
J61300	Satellite telecommunications activities	S	S	S	S

a/ - combined with J58190

TABLE 2a Number of Establishments and Employment by Type and Sex of Worker for Information and Communication  
Establishments with Total Employment of 20 and Over by Industry Sub-Class: Philippines, 2010

(Details may not add up to total due to rounding and/or statistical disclosure control)

2009 PSIC Code	Region / Industry Description	Number of Establishments	Employment as of November 15					
			Total		Paid		Unpaid	
			Male	Female	Male	Female	Male	Female
		(1)	(2)	(3)	(4)	(5)	(6)	(7)
	<b>Philippines</b>	<b>599</b>	<b>55,236</b>	<b>46,966</b>	<b>55,161</b>	<b>46,920</b>	<b>75</b>	<b>46</b>
J58110	Book publishing	32	1,413	1,205	1,412	1,204	1	1
J58120	Publishing of directories and mailing lists	a/	a/	a/	a/	a/	a/	a/
J58130	Publishing of newspapers, journals and periodicals	37	2,568	1,346	2,560	1,341	8	5
J58190	Other publishing activities	5	525	673	525	673	-	-
J58200	Software publishing	12	679	609	673	609	6	-
J59110	Motion picture, video and television programme activities	11	1,202	741	1,202	741	-	-
J59120	Motion picture, video and television programme post-production activities	9	556	211	556	211	-	-
J59140	Motion picture projection activities	32	646	705	643	701	3	4
J59201	Sound recording activities	6	120	222	120	222	-	-
J59202	Publishing of music	s	s	s	s	s	s	s
J60101	Radio broadcasting and relay station and studios	54	2,214	1,270	2,201	1,267	13	3
J60201	Television broadcasting and relay stations and studios including closed circuit television services	9	2,010	891	2,010	891	-	-
J60202	Television program production	9	320	245	318	245	2	-
J61101	Wired (landline) services	25	9,533	6,612	9,533	6,611	-	1
J61102	Wired internet access service activities (e.g. dsl, leased line, dial-up)	4	220	154	220	154	-	-
J61109	Other wired telecommunications activities	6	1,073	271	1,073	271	-	-
J61202	Mobile telecommunications services	3	4,506	4,137	4,506	4,137	-	-
J61203	Wireless internet access services (e.g. internet service provider, broadband)	11	1,122	724	1,122	724	-	-
J61209	Other wireless telecommunication services, n.e.c.	s	s	s	s	s	s	s
J61300	Satellite telecommunications activities	54	2,757	1,429	2,741	1,423	16	6
J61901	Telephone access in facilities open to the public service activities	s	s	s	s	s	s	s
J61902	Internet access in facilities open to the public service activities	3	311	199	311	199	-	-
J61909	Other telecommunications service activities, n.e.c.	9	408	125	407	124	1	1
J62010	Computer programming activities	191	11,553	9,099	11,533	9,075	20	24
J62090	Other information technology and computer service activities	13	1,909	1,845	1,907	1,845	2	-
J63111	Data processing	48	9,120	13,671	9,117	13,670	3	1
J63112	Website hosting services	s	s	s	s	s	s	s
J63113	Application hosting services	8	239	450	239	450	-	-
J63990	Other information service activities, n.e.c.	s	s	s	s	s	s	s

TABLE 2a Number of Establishments and Employment by Type and Sex of Worker for Information and Communication  
Establishments with Total Employment of 20 and Over by Industry Sub-Class: Philippines, 2010 *(Continued)*

(Details may not add up to total due to rounding and/or statistical disclosure control)

2009 PSIC Code	Region / Industry Description	Number of Establishments	Employment as of November 15					
			Total		Paid		Unpaid	
			Male	Female	Male	Female	Male	Female
		(1)	(2)	(3)	(4)	(5)	(6)	(7)
<b>National Capital Region</b>		<b>431</b>	<b>45,136</b>	<b>38,647</b>	<b>45,092</b>	<b>38,618</b>	<b>44</b>	<b>29</b>
J58110	Book publishing	29	1,351	1,171	1,351	1,171	-	-
J58130	Publishing of newspapers, journals and periodicals	28	2,245	1,100	2,239	1,098	6	2
J58190	Other publishing activities	3	102	127	102	127	-	-
J58200	Software publishing	8	530	497	529	497	1	-
J59110	Motion picture, video and television programme activities	10	1,165	714	1,165	714	-	-
J59120	Motion picture, video and television programme post-production activities	9	556	211	556	211	-	-
J59140	Motion picture projection activities	16	384	423	382	420	2	3
J59201	Sound recording activities	6	120	222	120	222	-	-
J59202	Publishing of music	s	s	s	s	s	s	s
J60101	Radio broadcasting and relay station and studios	20	1,538	979	1,537	977	1	2
J60201	Television broadcasting and relay stations and studios including closed circuit television services	6	1,955	859	1,955	859	-	-
J60202	Television program production	9	320	245	318	245	2	-
J61101	Wired (landline) services	4	8,907	6,145	8,907	6,145	-	-
J61102	Wired internet access service activities (e.g. dsl, leased line, dial-up)	4	220	154	220	154	-	-
J61109	Other wired telecommunications activities	4	431	175	431	175	-	-
J61202	Mobile telecommunications services	3	4,506	4,137	4,506	4,137	-	-
J61203	Wireless internet access services (e.g. internet service provider, broadband)	11	1,122	724	1,122	724	-	-
J61209	Other wireless telecommunication services, n.e.c.	s	s	s	s	s	s	s
J61300	Satellite telecommunications activities	18	1,590	983	1,584	983	6	-
J61902	Internet access in facilities open to the public service activities	3	311	199	311	199	-	-
J61909	Other telecommunications service activities, n.e.c.	8	391	115	390	114	1	1
J62010	Computer programming activities	170	9,194	7,455	9,174	7,435	20	20
J62090	Other information technology and computer service activities	13	1,909	1,845	1,907	1,845	2	-
J63111	Data processing	35	5,864	9,615	5,861	9,614	3	1
J63112	Website hosting services	s	s	s	s	s	s	s
J63113	Application hosting services	8	239	450	239	450	-	-
J63990	Other information service activities, n.e.c.	s	s	s	s	s	s	s
<b>Cordillera Administrative Region</b>		<b>5</b>	<b>125</b>	<b>58</b>	<b>125</b>	<b>58</b>	<b>-</b>	<b>-</b>
J58130	Publishing of newspapers, journals and periodicals	s	s	s	s	s	s	s
J59140	Motion picture projection activities	s	s	s	s	s	s	s
J60101	Radio broadcasting and relay station and studios	s	s	s	s	s	s	s
J61300	Satellite telecommunications activities	s	s	s	s	s	s	s

TABLE 2a Number of Establishments and Employment by Type and Sex of Worker for Information and Communication  
Establishments with Total Employment of 20 and Over by Industry Sub-Class: Philippines, 2010 *(Continued)*

(Details may not add up to total due to rounding and/or statistical disclosure control)

2009 PSIC Code	Region / Industry Description	Number of Establishments	Employment as of November 15					
			Total		Paid		Unpaid	
			Male	Female	Male	Female	Male	Female
		(1)	(2)	(3)	(4)	(5)	(6)	(7)
	<b>I-Ilocos Region</b>	<b>4</b>	<b>58</b>	<b>39</b>	<b>58</b>	<b>39</b>	<b>-</b>	<b>-</b>
J60101	Radio broadcasting and relay station and studios	S	S	S	S	S	S	S
J60201	Television broadcasting and relay stations and studios including closed circuit television services	S	S	S	S	S	S	S
J61300	Satellite telecommunications activities	S	S	S	S	S	S	S
J63112	Website hosting services	S	S	S	S	S	S	S
	<b>II - Cagayan Valley</b>	<b>3</b>	<b>82</b>	<b>39</b>	<b>81</b>	<b>38</b>	<b>1</b>	<b>1</b>
J60101	Radio broadcasting and relay station and studios	S	S	S	S	S	S	S
J61300	Satellite telecommunications activities	S	S	S	S	S	S	S
	<b>III - Central Luzon</b>	<b>24</b>	<b>1,469</b>	<b>1,388</b>	<b>1,468</b>	<b>1,387</b>	<b>1</b>	<b>1</b>
J58110	Book publishing	S	S	S	S	S	S	S
J58130	Publishing of newspapers, journals and periodicals	S	S	S	S	S	S	S
J59140	Motion picture projection activities	4	63	67	63	67	-	-
J60101	Radio broadcasting and relay station and studios	S	S	S	S	S	S	S
J61101	Wired (landline) services	4	102	89	102	89	-	-
J61300	Satellite telecommunications activities	4	249	117	249	117	-	-
J62010	Computer programming activities	4	99	73	99	73	-	-
J63111	Data processing	4	873	985	873	985	-	-
	<b>IVA - CALABARZON</b>	<b>24</b>	<b>1,510</b>	<b>704</b>	<b>1,505</b>	<b>701</b>	<b>5</b>	<b>3</b>
J58110	Book publishing	S	S	S	S	S	S	S
J58200	Software publishing	S	S	S	S	S	S	S
J59140	Motion picture projection activities	5	67	97	67	97	-	-
J60101	Radio broadcasting and relay station and studios	S	S	S	S	S	S	S
J61101	Wired (landline) services	10	1,430	208	1,425	205	5	3
J61109	Other wired telecommunications activities							
J61300	Satellite telecommunications activities	8	210	44	205	41	5	3
J62010	Computer programming activities	3	130	71	130	71	-	-
J63111	Data processing	S	S	S	S	S	S	S
	<b>IVB - MIMAROPA</b>	<b>3</b>	<b>117</b>	<b>44</b>	<b>117</b>	<b>44</b>	<b>-</b>	<b>-</b>
J61101	Wired (landline) services	S	S	S	S	S	S	S
J61300	Satellite telecommunications activities	S	S	S	S	S	S	S



TABLE 2a Number of Establishments and Employment by Type and Sex of Worker for Information and Communication  
Establishments with Total Employment of 20 and Over by Industry Sub-Class: Philippines, 2010 *(Continued)*

(Details may not add up to total due to rounding and/or statistical disclosure control)

2009 PSIC Code	Region / Industry Description	Number of Establishments	Employment as of November 15					
			Total		Paid		Unpaid	
			Male	Female	Male	Female	Male	Female
		(1)	(2)	(3)	(4)	(5)	(6)	(7)
V - Bicol Region		6	286	355	285	354	1	1
J59140	Motion picture projection activities	S	S	S	S	S	S	S
J60101	Radio broadcasting and relay station and studios	S	S	S	S	S	S	S
J61101	Wired (landline) services	S	S	S	S	S	S	S
J61300	Satellite telecommunications activities	S	S	S	S	S	S	S
J61901	Telephone access in facilities open to the public service activities	S	S	S	S	S	S	S
J63111	Data processing	S	S	S	S	S	S	S
VI - Western Visayas		14	356	162	356	158	-	4
J58130	Publishing of newspapers, journals and periodicals	S	S	S	S	S	S	S
J60101	Radio broadcasting and relay station and studios	S	S	S	S	S	S	S
J61101	Wired (landline) services	3	83	58	83	57	-	1
J61300	Satellite telecommunications activities	5	173	56	173	56	-	-
VII - Central Visayas		43	4,884	4,231	4,877	4,227	7	4
J58110	Book publishing	}						
J58120	Publishing of directories and mailing lists	}	6	648	722	646	722	2
J58130	Publishing of newspapers, journals and periodicals	}						
J58200	Software publishing	3	131	93	126	93	5	-
J59110	Motion picture, video and television programme activities	}						
J59140	Motion picture projection activities	}	3	88	59	88	59	-
J60101	Radio broadcasting and relay station and studios	9	217	59	217	59	-	-
J60201	Television broadcasting and relay stations and studios including closed circuit television services	S	S	S	S	S	S	S
J61109	Other wired telecommunications activities	S	S	S	S	S	S	S
J61300	Satellite telecommunications activities	S	S	S	S	S	S	S
J61909	Other telecommunications service activities, n.e.c.	S	S	S	S	S	S	S
J62010	Computer programming activities	12	2,098	1,467	2,098	1,463	-	4
J63111	Data processing	6	1,573	1,746	1,573	1,746	-	-
VIII - Eastern Visayas		6	366	757	360	757	6	-
J60101	Radio broadcasting and relay station and studios	S	S	S	S	S	S	S
J61101	Wired (landline) services	S	S	S	S	S	S	S
J61300	Satellite telecommunications activities	S	S	S	S	S	S	S
J63111	Data processing	S	S	S	S	S	S	S

TABLE 2a Number of Establishments and Employment by Type and Sex of Worker for Information and Communication  
Establishments with Total Employment of 20 and Over by Industry Sub-Class: Philippines, 2010 *(Concluded)*

(Details may not add up to total due to rounding and/or statistical disclosure control)

2009 PSIC Code	Region / Industry Description	Number of Establishments	Employment as of November 15					
			Total		Paid		Unpaid	
			Male	Female	Male	Female	Male	Female
		(1)	(2)	(3)	(4)	(5)	(6)	(7)
	<b>IX - Zamboanga Peninsula</b>	<b>S</b>	<b>S</b>	<b>S</b>	<b>S</b>	<b>S</b>	<b>S</b>	<b>S</b>
J61101	Wired (landline) services	S	S	S	S	S	S	S
J61300	Satellite telecommunications activities	S	S	S	S	S	S	S
	<b>X - Northern Mindanao</b>	<b>14</b>	<b>436</b>	<b>261</b>	<b>432</b>	<b>260</b>	<b>4</b>	<b>1</b>
J58130	Publishing of newspapers, journals and periodicals	S	S	S	S	S	S	S
J59140	Motion picture projection activities	3	52	49	52	49	-	-
J60101	Radio broadcasting and relay station and studios	3	49	22	45	21	4	1
J60201	Television broadcasting and relay stations and studios including closed circuit television services	S	S	S	S	S	S	S
J61101	Wired (landline) services	3	201	131	201	131	-	-
J61300	Satellite telecommunications activities	S	S	S	S	S	S	S
J62010	Computer programming activities	S	S	S	S	S	S	S
	<b>XI - Davao Region</b>	<b>9</b>	<b>203</b>	<b>120</b>	<b>203</b>	<b>120</b>	<b>-</b>	<b>-</b>
J58130	Publishing of newspapers, journals and periodicals	S	S	S	S	S	S	S
J60101	Radio broadcasting and relay station and studios	4	83	44	83	44	-	-
J61300	Satellite telecommunications activities	S	S	S	S	S	S	S
	<b>XII - SOCCSKSARGEN</b>	<b>9</b>	<b>148</b>	<b>139</b>	<b>142</b>	<b>137</b>	<b>6</b>	<b>2</b>
J60101	Radio broadcasting and relay station and studios	3	43	21	41	21	2	-
J61101	Wired (landline) services	4	73	88	73	88	-	-
J61300	Satellite telecommunications activities	S	S	S	S	S	S	S
J62010	Computer programming activities	S	S	S	S	S	S	S
	<b>XIII - Caraga</b>	<b>S</b>	<b>S</b>	<b>S</b>	<b>S</b>	<b>S</b>	<b>S</b>	<b>S</b>
J60101	Radio broadcasting and relay station and studios	S	S	S	S	S	S	S
J61300	Satellite telecommunications activities	S	S	S	S	S	S	S

a/ - combined with J58190

TABLE 3a Number of Establishments and Compensation, Separation and Retirement Pay of Employees for Information and Communication Establishments with Total Employment of 20 and Over by Industry Sub-class: Philippines, 2010

(Value in thousand pesos. Details may not add up to total due to rounding and/or statistical disclosure control)

2009 PSIC Code	Region / Industry Description	Number of Establishments	Compensation			
			Total	Gross Salaries and Wages	Employer's Contribution to SSS/GSIS, etc.	Separation, Retirement/ Terminal Pay, Gratuities and others
		(1)	(2)	(3)	(4)	(5)
<b>Philippines</b>		<b>599</b>	<b>53,038,827</b>	<b>48,626,422</b>	<b>1,752,458</b>	<b>2,659,947</b>
J58110	Book publishing	32	561,503	502,638	29,991	28,874
J58120	Publishing of directories and mailing lists	a/	a/	a/	a/	a/
J58130	Publishing of newspapers, journals and periodicals	37	1,124,337	1,055,568	43,835	24,934
J58190	Other publishing activities	5	364,138	346,243	17,895	-
J58200	Software publishing	12	1,057,965	958,697	22,977	76,291
J59110	Motion picture, video and television programme activities	11	599,261	524,073	36,362	38,826
J59120	Motion picture, video and television programme post-production activities	9	365,620	343,409	21,491	720
J59140	Motion picture projection activities	32	263,361	237,067	12,763	13,531
J59201	Sound recording activities	6	124,207	113,739	4,570	5,898
J59202	Publishing of music	s	s	s	s	s
J60101	Radio broadcasting and relay station and studios	54	603,646	520,562	17,263	65,821
J60201	Television broadcasting and relay stations and studios including closed circuit television services	9	1,645,801	1,521,909	51,756	72,136
J60202	Television program production	9	546,959	524,468	9,670	12,821
J61101	Wired (landline) services	25	19,217,068	16,921,435	473,786	1,821,847
J61102	Wired internet access service activities (e.g. dsl, leased line, dial-up)	4	184,499	173,558	5,666	5,275
J61109	Other wired telecommunications activities	6	490,472	466,033	18,003	6,436
J61202	Mobile telecommunications services	3	3,253,660	3,102,976	130,545	20,139
J61203	Wireless internet access services (e.g. internet service provider, broadband)	11	1,198,270	1,131,035	45,682	21,553
J61209	Other wireless telecommunication services, n.e.c.	s	s	s	s	s
J61300	Satellite telecommunications activities	54	1,475,458	1,334,070	53,085	88,303
J61901	Telephone access in facilities open to the public service activities	s	s	s	s	s
J61902	Internet access in facilities open to the public service activities	3	88,588	82,809	5,275	504
J61909	Other telecommunications service activities, n.e.c.	9	274,004	251,885	10,391	11,728
J62010	Computer programming activities	191	11,098,216	10,603,092	350,837	144,287
J62090	Other information technology and computer service activities	13	865,090	806,111	49,168	9,811
J63111	Data processing	48	7,237,956	6,769,049	325,843	143,064
J63112	Website hosting services	s	s	s	s	s
J63113	Application hosting services	8	220,014	205,837	11,522	2,655
J63990	Other information service activities, n.e.c.	s	s	s	s	s

TABLE 3a Number of Establishments and Compensation, Separation and Retirement Pay of Employees for Information and Communication Establishments with Total Employment of 20 and Over by Industry Sub-class: Philippines, 2010 *(Continued)*

(Value in thousand pesos. Details may not add up to total due to rounding and/or statistical disclosure control)

2009 PSIC Code	Region / Industry Description	Number of Establishments	Compensation			
			Total	Gross Salaries and Wages	Employer's Contribution to SSS/GSIS, etc.	Separation, Retirement/ Terminal Pay, Gratuities and others
		(1)	(2)	(3)	(4)	(5)
	<b>National Capital Region</b>	<b>431</b>	<b>48,373,877</b>	<b>44,207,220</b>	<b>1,551,822</b>	<b>2,614,835</b>
J58110	Book publishing	29	533,952	477,584	28,166	28,202
J58130	Publishing of newspapers, journals and periodicals	28	1,006,570	950,773	36,342	19,455
J58190	Other publishing activities	3	87,489	84,151	3,338	-
J58200	Software publishing	8	964,857	869,830	18,981	76,046
J59110	Motion picture, video and television programme activities	10	582,773	508,611	35,468	38,694
J59120	Motion picture, video and television programme post-production activities	9	365,620	343,409	21,491	720
J59140	Motion picture projection activities	16	191,186	170,822	8,158	12,206
J59201	Sound recording activities	6	124,207	113,739	4,570	5,898
J59202	Publishing of music	s	s	s	s	s
J60101	Radio broadcasting and relay station and studios	20	400,153	330,326	9,244	60,583
J60201	Television broadcasting and relay stations and studios including closed circuit television services	6	1,615,418	1,493,755	51,134	70,529
J60202	Television program production	9	546,959	524,468	9,670	12,821
J61101	Wired (landline) services	4	19,058,159	16,773,610	463,894	1,820,655
J61102	Wired internet access service activities (e.g. dsl, leased line, dial-up)	4	184,499	173,558	5,666	5,275
J61109	Other wired telecommunications activities	4	243,201	234,459	8,469	273
J61202	Mobile telecommunications services	3	3,253,660	3,102,976	130,545	20,139
J61203	Wireless internet access services (e.g. internet service provider, broadband)	11	1,198,270	1,131,035	45,682	21,553
J61209	Other wireless telecommunication services, n.e.c.	s	s	s	s	s
J61300	Satellite telecommunications activities	18	1,276,752	1,152,489	39,716	84,547
J61902	Internet access in facilities open to the public service activities	3	88,588	82,809	5,275	504
J61909	Other telecommunications service activities, n.e.c.	8	258,746	237,515	9,503	11,728
J62010	Computer programming activities	170	8,962,553	8,529,215	298,257	135,081
J62090	Other information technology and computer service activities	13	865,090	806,111	49,168	9,811
J63111	Data processing	35	6,171,177	5,784,249	253,962	132,966
J63112	Website hosting services	s	s	s	s	s
J63113	Application hosting services	8	220,014	205,837	11,522	2,655
J63990	Other information service activities, n.e.c.	s	s	s	s	s
	<b>Cordillera Administrative Region</b>	<b>5</b>	<b>28,337</b>	<b>25,935</b>	<b>1,569</b>	<b>833</b>
J58130	Publishing of newspapers, journals and periodicals	s	s	s	s	s
J59140	Motion picture projection activities	s	s	s	s	s
J60101	Radio broadcasting and relay station and studios	s	s	s	s	s
J61300	Satellite telecommunications activities	s	s	s	s	s

TABLE 3a Number of Establishments and Compensation, Separation and Retirement Pay of Employees for Information and Communication Establishments with Total Employment of 20 and Over by Industry Sub-class: Philippines, 2010 *(Continued)*

(Value in thousand pesos. Details may not add up to total due to rounding and/or statistical disclosure control)

2009 PSIC Code	Region / Industry Description	Number of Establishments	Compensation			
			Total	Gross Salaries and Wages	Employer's Contribution to SSS/GSIS, etc.	Separation, Retirement/ Terminal Pay, Gratuities and others
		(1)	(2)	(3)	(4)	(5)
<b>I-Ilocos Region</b>		<b>4</b>	<b>22,858</b>	<b>21,088</b>	<b>972</b>	<b>798</b>
J60101	Radio broadcasting and relay station and studios	s	s	s	s	s
J60201	Television broadcasting and relay stations and studios including closed circuit television services	s	s	s	s	s
J61300	Satellite telecommunications activities	s	s	s	s	s
J63112	Website hosting services	s	s	s	s	s
<b>II - Cagayan Valley</b>		<b>3</b>	<b>13,646</b>	<b>12,718</b>	<b>928</b>	<b>-</b>
J60101	Radio broadcasting and relay station and studios	s	s	s	s	s
J61300	Satellite telecommunications activities	s	s	s	s	s
<b>III - Central Luzon</b>		<b>24</b>	<b>376,245</b>	<b>350,302</b>	<b>24,265</b>	<b>1,678</b>
J58110	Book publishing	s	s	s	s	s
J58130	Publishing of newspapers, journals and periodicals	s	s	s	s	s
J59140	Motion picture projection activities	4	18,521	16,299	994	1,228
J60101	Radio broadcasting and relay station and studios	s	s	s	s	s
J61101	Wired (landline) services	4	21,548	20,346	1,202	-
J61300	Satellite telecommunications activities	4	42,123	39,765	2,358	-
J62010	Computer programming activities	4	44,712	41,841	2,472	399
J63111	Data processing	4	229,379	213,051	16,328	-
<b>IVA - CALABARZON</b>		<b>24</b>	<b>516,413</b>	<b>479,460</b>	<b>26,714</b>	<b>10,239</b>
J58110	Book publishing	s	s	s	s	s
J58200	Software publishing	s	s	s	s	s
J59140	Motion picture projection activities	5	28,979	27,020	1,953	6
J60101	Radio broadcasting and relay station and studios	s	s	s	s	s
J61101	Wired (landline) services	10	511,094	478,014	20,654	12,426
J61109	Other wired telecommunications activities					
J61300	Satellite telecommunications activities	8	27,780	25,496	2,184	100
J62010	Computer programming activities	3	57,771	54,794	2,977	-
J63111	Data processing	s	s	s	s	s
<b>IVB - MIMAROPA</b>		<b>3</b>	<b>22,505</b>	<b>19,580</b>	<b>1,095</b>	<b>1,830</b>
J61101	Wired (landline) services	s	s	s	s	s
J61300	Satellite telecommunications activities	s	s	s	s	s

TABLE 3a Number of Establishments and Compensation, Separation and Retirement Pay of Employees for Information and Communication Establishments with Total Employment of 20 and Over by Industry Sub-class: Philippines, 2010 *(Continued)*

(Value in thousand pesos. Details may not add up to total due to rounding and/or statistical disclosure control)

2009 PSIC Code	Region / Industry Description	Number of Establishments	Compensation			
			Total	Gross Salaries and Wages	Employer's Contribution to SSS/GSIS, etc.	Separation, Retirement/ Terminal Pay, Gratuities and others
		(1)	(2)	(3)	(4)	(5)
<b>V - Bicol Region</b>						
		<b>6</b>	<b>73,526</b>	<b>68,001</b>	<b>5,470</b>	<b>55</b>
J59140	Motion picture projection activities	s	s	s	s	s
J60101	Radio broadcasting and relay station and studios	s	s	s	s	s
J61101	Wired (landline) services	s	s	s	s	s
J61300	Satellite telecommunications activities	s	s	s	s	s
J61901	Telephone access in facilities open to the public service activities	s	s	s	s	s
J63111	Data processing	s	s	s	s	s
<b>VI - Western Visayas</b>						
		<b>14</b>	<b>73,437</b>	<b>67,850</b>	<b>4,752</b>	<b>835</b>
J58130	Publishing of newspapers, journals and periodicals	s	s	s	s	s
J60101	Radio broadcasting and relay station and studios	s	s	s	s	s
J61101	Wired (landline) services	3	20,717	18,672	1,425	620
J61300	Satellite telecommunications activities	5	26,645	24,532	2,113	-
<b>VII - Central Visayas</b>						
		<b>43</b>	<b>3,204,106</b>	<b>3,063,167</b>	<b>116,888</b>	<b>24,051</b>
J58110	Book publishing	}	6	387,628	359,956	21,782
J58120	Publishing of directories and mailing lists					
J58130	Publishing of newspapers, journals and periodicals					
J58200	Software publishing	3	84,303	80,547	3,510	246
J59110	Motion picture, video and television programme activities	}	3	25,262	23,513	1,617
J59140	Motion picture projection activities					
J60101	Radio broadcasting and relay station and studios	9	62,857	58,425	2,401	2,031
J60201	Television broadcasting and relay stations and studios including closed circuit television services	s	s	s	s	s
J61109	Other wired telecommunications activities	s	s	s	s	s
J61300	Satellite telecommunications activities	s	s	s	s	s
J61909	Other telecommunications service activities, n.e.c.	s	s	s	s	s
J62010	Computer programming activities	12	2,030,844	1,975,119	46,919	8,806
J63111	Data processing	6	573,053	528,082	38,037	6,934
<b>VIII - Eastern Visayas</b>						
		<b>6</b>	<b>88,372</b>	<b>82,787</b>	<b>5,585</b>	<b>-</b>
J60101	Radio broadcasting and relay station and studios	s	s	s	s	s
J61101	Wired (landline) services	s	s	s	s	s
J61300	Satellite telecommunications activities	s	s	s	s	s
J63111	Data processing	s	s	s	s	s

TABLE 3a Number of Establishments and Compensation, Separation and Retirement Pay of Employees for Information and Communication Establishments with Total Employment of 20 and Over by Industry Sub-class: Philippines, 2010 *(Concluded)*

(Value in thousand pesos. Details may not add up to total due to rounding and/or statistical disclosure control)

2009 PSIC Code	Region / Industry Description	Number of Establishments	Compensation			
			Total	Gross Salaries and Wages	Employer's Contribution to SSS/GSIS, etc.	Separation, Retirement/ Terminal Pay, Gratuities and others
		(1)	(2)	(3)	(4)	(5)
	<b>IX - Zamboanga Peninsula</b>	<b>S</b>	<b>S</b>	<b>S</b>	<b>S</b>	<b>S</b>
J61101	Wired (landline) services	S	S	S	S	S
J61300	Satellite telecommunications activities	S	S	S	S	S
	<b>X - Northern Mindanao</b>	<b>14</b>	<b>121,386</b>	<b>113,187</b>	<b>6,372</b>	<b>1,827</b>
J58130	Publishing of newspapers, journals and periodicals	S	S	S	S	S
J59140	Motion picture projection activities	3	7,975	7,489	449	37
J60101	Radio broadcasting and relay station and studios	3	15,796	14,950	398	448
J60201	Television broadcasting and relay stations and studios including closed circuit television services	S	S	S	S	S
J61101	Wired (landline) services	3	59,263	55,546	3,717	-
J61300	Satellite telecommunications activities	S	S	S	S	S
J62010	Computer programming activities	S	S	S	S	S
	<b>XI - Davao Region</b>	<b>9</b>	<b>75,955</b>	<b>70,901</b>	<b>2,089</b>	<b>2,965</b>
J58130	Publishing of newspapers, journals and periodicals	S	S	S	S	S
J60101	Radio broadcasting and relay station and studios	4	48,899	45,774	989	2,136
J61300	Satellite telecommunications activities	S	S	S	S	S
	<b>XII - SOCCSKSARGEN</b>	<b>9</b>	<b>39,709</b>	<b>36,421</b>	<b>3,288</b>	<b>-</b>
J60101	Radio broadcasting and relay station and studios	3	12,191	10,919	1,272	-
J61101	Wired (landline) services	4	24,014	22,288	1,726	-
J61300	Satellite telecommunications activities	S	S	S	S	S
J62010	Computer programming activities	S	S	S	S	S
	<b>XIII - Caraga</b>	<b>S</b>	<b>S</b>	<b>S</b>	<b>S</b>	<b>S</b>
J60101	Radio broadcasting and relay station and studios	S	S	S	S	S
J61300	Satellite telecommunications activities	S	S	S	S	S

a/ - combined with J58190

TABLE 4a Number of Establishments and Revenue by Type for Information and Communication Establishments with Total Employment of 20 and Over  
by Industry Sub-Class: Philippines, 2010

(Value in thousand pesos. Details may not add up to total due to rounding and/or statistical disclosure control)

2009 PSIC Code	Region / Industry Description	Number of Establishment s	Revenue					
			Total	Revenue from Main Activity	Non-industrial Services Done for Others	Interest Income	Dividend Income	Value of Goods for Resale
		(1)	(2)	(3)	(4)	(5)	(6)	(7)
	Philippines	599	429,459,536	364,879,704	9,631,073	1,667,663	43,880,927	1,025,227
J58110	Book publishing	32	3,288,927	3,277,931	3,826	2,493	-	-
J58120	Publishing of directories and mailing lists	a/	a/	a/	a/	a/	a/	a/
J58130	Publishing of newspapers, journals and periodicals	37	7,818,504	7,624,745	40,458	4,095	7	-
J58190	Other publishing activities	5	841,274	789,382	-	1,228	50,168	-
J58200	Software publishing	12	3,209,119	3,111,912	78,678	8,930	-	-
J59110	Motion picture, video and television programme activities	11	4,855,562	4,760,614	2,291	624	28	-
J59120	Motion picture, video and television programme post-production activities	9	717,096	694,240	2,530	1,775	18	-
J59140	Motion picture projection activities	32	3,666,769	3,451,525	84,585	20,051	-	1,750
J59201	Sound recording activities	6	542,851	493,536	23,767	2,229	-	-
J59202	Publishing of music	s	s	s	s	s	s	s
J60101	Radio broadcasting and relay station and studios	54	32,197,018	31,897,270	139,069	112,620	188	-
J60201	Television broadcasting and relay stations and studios including closed circuit television services	9	14,862,829	14,733,035	9,112	74,444	3,732	-
J60202	Television program production	9	3,326,598	2,993,164	316,888	1,658	1,139	-
J61101	Wired (landline) services	25	195,883,128	143,385,889	3,251,974	1,082,352	43,581,029	679,557
J61102	Wired internet access service activities (e.g. dsl, leased line, dial-up)	4	1,347,248	1,278,919	44,764	21,289	-	-
J61109	Other wired telecommunications activities	6	1,959,430	1,840,597	9,982	4,343	96,331	-
J61202	Mobile telecommunications services	3	89,461,027	82,237,374	4,132,358	217,406	610	230,260
J61203	Wireless internet access services (e.g. internet service provider, broadband)	11	3,587,357	3,455,241	1,523	13,529	2	-
J61209	Other wireless telecommunication services, n.e.c.	s	s	s	s	s	s	s
J61300	Satellite telecommunications activities	54	13,876,105	13,321,123	39,153	36,959	483	1,818
J61901	Telephone access in facilities open to the public service activities	s	s	s	s	s	s	s
J61902	Internet access in facilities open to the public service activities	3	370,752	363,430	-	1,654	-	-
J61909	Other telecommunications service activities, n.e.c.	9	1,192,759	1,096,810	34,926	322	-	55,188
J62010	Computer programming activities	191	29,054,695	28,198,259	173,583	41,890	119,392	56,653
J62090	Other information technology and computer service activities	13	1,727,228	1,650,902	22,101	2,262	27,793	-
J63111	Data processing	48	13,995,138	12,574,235	1,218,071	8,845	5	-
J63112	Website hosting services	s	s	s	s	s	s	s
J63113	Application hosting services	8	627,226	609,835	13	6,519	-	-
J63990	Other information service activities, n.e.c.	s	s	s	s	s	s	s



TABLE 4a Number of Establishments and Revenue by Type for Information and Communication Establishments with Total Employment of 20 and Over  
by Industry Sub-Class: Philippines, 2010 *(Continued)*

(Value in thousand pesos. Details may not add up to total due to rounding and/or statistical disclosure control)

2009 PSIC Code	Region / Industry Description	Number of Establishment s	Revenue					
			Total	Revenue from Main Activity	Non-industrial Services Done for Others	Interest Income	Dividend Income	Value of Goods for Resale
		(1)	(2)	(3)	(4)	(5)	(6)	(7)
National Capital Region		431	415,333,898	350,992,762	9,574,848	1,594,815	43,830,028	1,021,101
J58110	Book publishing	29	3,178,775	3,170,185	2,826	1,447	-	-
J58130	Publishing of newspapers, journals and periodicals	28	7,289,226	7,101,553	36,988	3,772	3	-
J58190	Other publishing activities	3	155,273	154,513	-	263	-	-
J58200	Software publishing	8	3,038,911	2,941,731	78,678	8,902	-	-
J59110	Motion picture, video and television programme activities	10	4,701,018	4,606,533	2,291	382	28	-
J59120	Motion picture, video and television programme post-production activities	9	717,096	694,240	2,530	1,775	18	-
J59140	Motion picture projection activities	16	3,004,081	2,818,095	62,469	18,590	-	-
J59201	Sound recording activities	6	542,851	493,536	23,767	2,229	-	-
J59202	Publishing of music	s	s	s	s	s	s	s
J60101	Radio broadcasting and relay station and studios	20	30,429,217	30,150,049	134,612	104,174	1	-
J60201	Television broadcasting and relay stations and studios including closed circuit television services	6	13,535,414	13,417,584	4,450	69,432	3,647	-
J60202	Television program production	9	3,326,598	2,993,164	316,888	1,658	1,139	-
J61101	Wired (landline) services	4	195,137,663	142,711,717	3,242,030	1,037,146	43,581,029	679,000
J61102	Wired internet access service activities (e.g. dsl, leased line, dial-up)	4	1,347,248	1,278,919	44,764	21,289	-	-
J61109	Other wired telecommunications activities	4	1,209,767	1,101,322	7,771	4,343	96,331	-
J61202	Mobile telecommunications services	3	89,461,027	82,237,374	4,132,358	217,406	610	230,260
J61203	Wireless internet access services (e.g. internet service provider, broadband)	11	3,587,357	3,455,241	1,523	13,529	2	-
J61209	Other wireless telecommunication services, n.e.c.	s	s	s	s	s	s	s
J61300	Satellite telecommunications activities	18	12,794,687	12,253,393	30,822	35,625	29	-
J61902	Internet access in facilities open to the public service activities	3	370,752	363,430	-	1,654	-	-
J61909	Other telecommunications service activities, n.e.c.	8	1,174,850	1,078,957	34,926	318	-	55,188
J62010	Computer programming activities	170	24,978,811	24,140,601	173,566	34,598	119,392	56,653
J62090	Other information technology and computer service activities	13	1,727,228	1,650,902	22,101	2,262	27,793	-
J63111	Data processing	35	11,975,895	10,558,069	1,218,071	7,393	5	-
J63112	Website hosting services	s	s	s	s	s	s	s
J63113	Application hosting services	8	627,226	609,835	13	6,519	-	-
J63990	Other information service activities, n.e.c.	s	s	s	s	s	s	s
Cordillera Administrative Region		5	176,997	170,862	5,831	5	-	-
J58130	Publishing of newspapers, journals and periodicals	s	s	s	s	s	s	s
J59140	Motion picture projection activities	s	s	s	s	s	s	s
J60101	Radio broadcasting and relay station and studios	s	s	s	s	s	s	s
J61300	Satellite telecommunications activities	s	s	s	s	s	s	s

TABLE 4a Number of Establishments and Revenue by Type for Information and Communication Establishments with Total Employment of 20 and Over by Industry Sub-Class: Philippines, 2010 *(Continued)*

(Value in thousand pesos. Details may not add up to total due to rounding and/or statistical disclosure control)

2009 PSIC Code	Region / Industry Description	Number of Establishment s	Revenue					
			Total	Revenue from Main Activity	Non-industrial Services Done for Others	Interest Income	Dividend Income	Value of Goods for Resale
		(1)	(2)	(3)	(4)	(5)	(6)	(7)
I-Ilocos Region		4	180,628	179,252	68	803	43	
J60101	Radio broadcasting and relay station and studios	s	s	s	s	s	s	s
J60201	Television broadcasting and relay stations and studios including closed circuit television services	s	s	s	s	s	s	s
J61300	Satellite telecommunications activities	s	s	s	s	s	s	s
J63112	Website hosting services	s	s	s	s	s	s	s
II - Cagayan Valley		3	34,505	34,505	-	-	-	-
J60101	Radio broadcasting and relay station and studios	s	s	s	s	s	s	s
J61300	Satellite telecommunications activities	s	s	s	s	s	s	s
III - Central Luzon		24	1,300,468	1,263,808	13,863	13,038	1	3,568
J58110	Book publishing	s	s	s	s	s	s	s
J58130	Publishing of newspapers, journals and periodicals	s	s	s	s	s	s	s
J59140	Motion picture projection activities	4	200,706	195,055	2,415	1,445	-	1,750
J60101	Radio broadcasting and relay station and studios	s	s	s	s	s	s	s
J61101	Wired (landline) services	4	194,039	176,414	8,462	6,360	-	-
J61300	Satellite telecommunications activities	4	358,409	353,652	1,000	948	-	1,818
J62010	Computer programming activities	4	113,630	110,584	-	2,790	-	-
J63111	Data processing	4	351,413	349,889	-	57	1	-
IVA - CALABARZON		24	1,697,128	1,676,496	8,657	65	-	-
J58110	Book publishing	s	s	s	s	s	s	s
J58200	Software publishing	s	s	s	s	s	s	s
J59140	Motion picture projection activities	5	194,934	186,057	6,446	16	-	-
J60101	Radio broadcasting and relay station and studios	s	s	s	s	s	s	s
J61101	Wired (landline) services	10	1,603,720	1,582,933	4,422	14	-	-
J61109	Other wired telecommunications activities							
J61300	Satellite telecommunications activities	8	130,124	130,111	-	14	-	-
J62010	Computer programming activities	3	118,601	117,937	-	12	-	-
J63111	Data processing	s	s	s	s	s	s	s
IVB - MIMAROPA		3	60,988	60,496	-	24	-	-
J61101	Wired (landline) services	s	s	s	s	s	s	s
J61300	Satellite telecommunications activities	s	s	s	s	s	s	s

TABLE 4a Number of Establishments and Revenue by Type for Information and Communication Establishments with Total Employment of 20 and Over  
by Industry Sub-Class: Philippines, 2010 *(Continued)*

(Value in thousand pesos. Details may not add up to total due to rounding and/or statistical disclosure control)

2009 PSIC Code	Region / Industry Description	Number of Establishment s	Revenue					
			Total	Revenue from Main Activity	Non-industrial Services Done for Others	Interest Income	Dividend Income	Value of Goods for Resale
		(1)	(2)	(3)	(4)	(5)	(6)	(7)
V - Bicol Region		6	149,467	146,463	2,946	57	-	
J59140	Motion picture projection activities	S	S	S	S	S	S	S
J60101	Radio broadcasting and relay station and studios	S	S	S	S	S	S	S
J61101	Wired (landline) services	S	S	S	S	S	S	S
J61300	Satellite telecommunications activities	S	S	S	S	S	S	S
J61901	Telephone access in facilities open to the public service activities	S	S	S	S	S	S	S
J63111	Data processing	S	S	S	S	S	S	S
VI - Western Visayas		14	239,997	233,967	4,866	372	400	-
J58130	Publishing of newspapers, journals and periodicals	S	S	S	S	S	S	S
J60101	Radio broadcasting and relay station and studios	S	S	S	S	S	S	S
J61101	Wired (landline) services	3	73,032	73,018	14	-	-	-
J61300	Satellite telecommunications activities	5	77,081	71,828	4,852	-	400	-
VII - Central Visayas		43	8,084,038	7,993,482	10,708	13,012	50,261	-
J58110	Book publishing	6	1,155,533	1,101,565	771	1,008	50,172	-
J58120	Publishing of directories and mailing lists							
J58130	Publishing of newspapers, journals and periodicals							
J58200	Software publishing	3	152,079	152,051	-	28	-	-
J59110	Motion picture, video and television programme activities	3	221,418	216,761	4,193	242	-	-
J59140	Motion picture projection activities							
J60101	Radio broadcasting and relay station and studios							
J60201	Television broadcasting and relay stations and studios including closed circuit television services	9	405,374	399,837	109	2,496	90	-
J61109	Other wired telecommunications activities	S	S	S	S	S	S	S
J61109	Other wired telecommunications activities	S	S	S	S	S	S	S
J61300	Satellite telecommunications activities	S	S	S	S	S	S	S
J61909	Other telecommunications service activities, n.e.c.	S	S	S	S	S	S	S
J62010	Computer programming activities	12	3,839,545	3,825,028	17	4,490	-	-
J63111	Data processing	6	1,031,910	1,030,472	-	1,283	-	-
VIII - Eastern Visayas		6	182,754	181,809	747	145	53	-
J60101	Radio broadcasting and relay station and studios	S	S	S	S	S	S	S
J61101	Wired (landline) services	S	S	S	S	S	S	S
J61300	Satellite telecommunications activities	S	S	S	S	S	S	S
J63111	Data processing	S	S	S	S	S	S	

TABLE 4a Number of Establishments and Revenue by Type for Information and Communication Establishments with Total Employment of 20 and Over  
by Industry Sub-Class: Philippines, 2010 *(Continued)*

(Value in thousand pesos. Details may not add up to total due to rounding and/or statistical disclosure control)

2009 PSIC Code	Region / Industry Description	Number of Establishment s	Revenue						
			Total	Revenue from Main Activity	Non-industrial Services Done for Others	Interest Income	Dividend Income	Value of Goods for Resale	
		(1)	(2)	(3)	(4)	(5)	(6)	(7)	
IX - Zamboanga Peninsula			S	S	S	S	S	S	S
J61101	Wired (landline) services	S	S	S	S	S	S	S	S
J61300	Satellite telecommunications activities	S	S	S	S	S	S	S	S
X - Northern Mindanao			14	676,906	619,374	3,424	39,918	43	-
J58130	Publishing of newspapers, journals and periodicals	S	S	S	S	S	S	S	S
J59140	Motion picture projection activities	3	105,456	100,986	3,293	-	-	-	-
J60101	Radio broadcasting and relay station and studios	3	52,728	51,679	-	467	-	-	-
J60201	Television broadcasting and relay stations and studios including closed circuit television services	S	S	S	S	S	S	S	S
J61101	Wired (landline) services	3	256,804	206,508	-	38,370	-	-	-
J61300	Satellite telecommunications activities	S	S	S	S	S	S	S	S
J62010	Computer programming activities	S	S	S	S	S	S	S	S
XI - Davao Region			9	1,164,957	1,153,646	3,818	4,932	98	-
J58130	Publishing of newspapers, journals and periodicals	S	S	S	S	S	S	S	S
J60101	Radio broadcasting and relay station and studios	4	1,090,560	1,080,108	3,223	4,667	98	-	-
J61300	Satellite telecommunications activities	S	S	S	S	S	S	S	S
XII - SOCCSKSARGEN			9	139,265	135,536	1,297	479	-	557
J60101	Radio broadcasting and relay station and studios	3	29,249	27,988	3	50	-	-	-
J61101	Wired (landline) services	4	102,582	100,113	1,294	429	-	-	557
J61300	Satellite telecommunications activities	S	S	S	S	S	S	S	S
J62010	Computer programming activities	S	S	S	S	S	S	S	S
XIII - Caraga			S	S	S	S	S	S	S
J60101	Radio broadcasting and relay station and studios	S	S	S	S	S	S	S	S
J61300	Satellite telecommunications activities	S	S	S	S	S	S	S	S

TABLE 4a Number of Establishments and Revenue by Type for Information and Communication Establishments with Total Employment of 20 and Over  
by Industry Sub-Class: Philippines, 2010 *(Continued)*

(Value in thousand pesos. Details may not add up to total due to rounding and/or statistical disclosure control)

2009 PSIC Code	Region / Industry Description	Revenue						
		Industrial Services Done for Others	Commissions and Fees Earned	Delivery charges separately invoked to customers	Royalty Income	Franchise Income	Foreign Exchange Gains	Other Income
		(8)	(9)	(10)	(11)	(12)	(13)	(14)
	<b>Philippines</b>	-	-	<b>677</b>	<b>54,896</b>	-	<b>4,628,431</b>	<b>3,690,938</b>
J58110	Book publishing	-	-	150	210	-	9	4,307
J58120	Publishing of directories and mailing lists	a/	a/	a/	a/	a/	a/	a/
J58130	Publishing of newspapers, journals and periodicals	-	-	527	87	-	-	148,585
J58190	Other publishing activities	-	-	-	-	-	422	76
J58200	Software publishing	-	-	-	-	-	132	9,467
J59110	Motion picture, video and television programme activities	-	-	-	-	-	-	92,004
J59120	Motion picture, video and television programme post-production activities	-	-	-	-	-	2,312	16,221
J59140	Motion picture projection activities	-	-	-	-	-	83	108,776
J59201	Sound recording activities	-	-	-	17,045	-	6,225	49
J59202	Publishing of music	S	S	S	S	S	S	S
J60101	Radio broadcasting and relay station and studios	-	-	-	36,274	-	2,095	9,501
J60201	Television broadcasting and relay stations and studios including closed circuit television services	-	-	-	1,280	-	-	41,226
J60202	Television program production	-	-	-	-	-	921	12,828
J61101	Wired (landline) services	-	-	-	-	-	2,528,699	1,373,626
J61102	Wired internet access service activities (e.g. dsl, leased line, dial-up)	-	-	-	-	-	2,052	224
J61109	Other wired telecommunications activities	-	-	-	-	-	-	8,176
J61202	Mobile telecommunications services	-	-	-	-	-	1,228,180	1,414,839
J61203	Wireless internet access services (e.g. internet service provider, broadband)	-	-	-	-	-	96,004	21,058
J61209	Other wireless telecommunication services, n.e.c.	S	S	S	S	S	S	S
J61300	Satellite telecommunications activities	-	-	-	-	-	414,089	62,480
J61901	Telephone access in facilities open to the public service activities	S	S	S	S	S	S	S
J61902	Internet access in facilities open to the public service activities	-	-	-	-	-	-	5,669
J61909	Other telecommunications service activities, n.e.c.	-	-	-	-	-	3,245	2,268
J62010	Computer programming activities	-	-	-	-	-	261,493	203,425
J62090	Other information technology and computer service activities	-	-	-	-	-	18,163	6,007
J63111	Data processing	-	-	-	-	-	44,713	149,268
J63112	Website hosting services	S	S	S	S	S	S	S
J63113	Application hosting services	-	-	-	-	-	10,178	680
J63990	Other information service activities, n.e.c.	S	S	S	S	S	S	S

TABLE 4a Number of Establishments and Revenue by Type for Information and Communication Establishments with Total Employment of 20 and Over  
by Industry Sub-Class: Philippines, 2010 *(Continued)*

(Value in thousand pesos. Details may not add up to total due to rounding and/or statistical disclosure control)

2009 PSIC Code	Region / Industry Description	Revenue						
		Industrial Services Done for Others	Commissions and Fees Earned	Delivery charges separately invoiced to customers	Royalty Income	Franchise Income	Foreign Exchange Gains	Other Income
		(8)	(9)	(10)	(11)	(12)	(13)	(14)
	<b>National Capital Region</b>	-	-	527	52,535	-	4,623,750	3,643,533
J58110	Book publishing	-	-	-	-	-	9	4,307
J58130	Publishing of newspapers, journals and periodicals	-	-	527	87	-	-	146,296
J58190	Other publishing activities	-	-	-	-	-	422	76
J58200	Software publishing	-	-	-	-	-	132	9,467
J59110	Motion picture, video and television programme activities	-	-	-	-	-	-	91,783
J59120	Motion picture, video and television programme post-production activities	-	-	-	-	-	2,312	16,221
J59140	Motion picture projection activities	-	-	-	-	-	83	104,844
J59201	Sound recording activities	-	-	-	17,045	-	6,225	49
J59202	Publishing of music	S	S	S	S	S	S	S
J60101	Radio broadcasting and relay station and studios	-	-	-	35,402	-	2,094	2,886
J60201	Television broadcasting and relay stations and studios including closed circuit television services	-	-	-	-	-	-	40,302
J60202	Television program production	-	-	-	-	-	921	12,828
J61101	Wired (landline) services	-	-	-	-	-	2,528,691	1,358,050
J61102	Wired internet access service activities (e.g. dsl, leased line, dial-up)	-	-	-	-	-	2,052	224
J61109	Other wired telecommunications activities	-	-	-	-	-	-	-
J61202	Mobile telecommunications services	-	-	-	-	-	1,228,180	1,414,839
J61203	Wireless internet access services (e.g. internet service provider, broadband)	-	-	-	-	-	96,004	21,058
J61209	Other wireless telecommunication services, n.e.c.	S	S	S	S	S	S	S
J61300	Satellite telecommunications activities	-	-	-	-	-	414,089	60,729
J61902	Internet access in facilities open to the public service activities	-	-	-	-	-	-	5,669
J61909	Other telecommunications service activities, n.e.c.	-	-	-	-	-	3,194	2,268
J62010	Computer programming activities	-	-	-	-	-	256,958	197,044
J62090	Other information technology and computer service activities	-	-	-	-	-	18,163	6,007
J63111	Data processing	-	-	-	-	-	44,628	147,729
J63112	Website hosting services	S	S	S	S	S	S	S
J63113	Application hosting services	-	-	-	-	-	10,178	680
J63990	Other information service activities, n.e.c.	S	S	S	S	S	S	S
	<b>Cordillera Administrative Region</b>	-	-	-	-	-	-	300
J58130	Publishing of newspapers, journals and periodicals	S	S	S	S	S	S	S
J59140	Motion picture projection activities	S	S	S	S	S	S	S
J60101	Radio broadcasting and relay station and studios	S	S	S	S	S	S	S
J61300	Satellite telecommunications activities	S	S	S	S	S	S	S

TABLE 4a Number of Establishments and Revenue by Type for Information and Communication Establishments with Total Employment of 20 and Over  
by Industry Sub-Class: Philippines, 2010 *(Continued)*

(Value in thousand pesos. Details may not add up to total due to rounding and/or statistical disclosure control)

2009 PSIC Code	Region / Industry Description	Revenue						
		Industrial Services Done for Others	Commissions and Fees Earned	Delivery charges separately invoked to customers	Royalty Income	Franchise Income	Foreign Exchange Gains	Other Income
		(8)	(9)	(10)	(11)	(12)	(13)	(14)
	<b>I-Ilocos Region</b>	-	-	-	-	-	-	<b>462</b>
J60101	Radio broadcasting and relay station and studios	S	S	S	S	S	S	S
J60201	Television broadcasting and relay stations and studios including closed circuit television services	S	S	S	S	S	S	S
J61300	Satellite telecommunications activities	S	S	S	S	S	S	S
J63112	Website hosting services	S	S	S	S	S	S	S
	<b>II - Cagayan Valley</b>	-	-	-	-	-	-	-
J60101	Radio broadcasting and relay station and studios	S	S	S	S	S	S	S
J61300	Satellite telecommunications activities	S	S	S	S	S	S	S
	<b>III - Central Luzon</b>	-	-	<b>150</b>	<b>210</b>	-	<b>2</b>	<b>5,828</b>
J58110	Book publishing	S	S	S	S	S	S	S
J58130	Publishing of newspapers, journals and periodicals	S	S	S	S	S	S	S
J59140	Motion picture projection activities	-	-	-	-	-	-	41
J60101	Radio broadcasting and relay station and studios	S	S	S	S	S	S	S
J61101	Wired (landline) services	-	-	-	-	-	-	2,803
J61300	Satellite telecommunications activities	-	-	-	-	-	-	991
J62010	Computer programming activities	-	-	-	-	-	-	255
J63111	Data processing	-	-	-	-	-	-	1,467
	<b>IVA - CALABARZON</b>	-	-	-	-	-	<b>646</b>	<b>11,264</b>
J58110	Book publishing	S	S	S	S	S	S	S
J58200	Software publishing	S	S	S	S	S	S	S
J59140	Motion picture projection activities	-	-	-	-	-	-	2,415
J60101	Radio broadcasting and relay station and studios	S	S	S	S	S	S	S
J61101	Wired (landline) services	-	-	-	-	-	-	16,352
J61109	Other wired telecommunications activities	-	-	-	-	-	-	-
J61300	Satellite telecommunications activities	-	-	-	-	-	-	-
J62010	Computer programming activities	-	-	-	-	-	646	6
J63111	Data processing	S	S	S	S	S	S	S
	<b>IVB - MIMAROPA</b>	-	-	-	-	-	-	<b>468</b>
J61101	Wired (landline) services	S	S	S	S	S	S	S
J61300	Satellite telecommunications activities	S	S	S	S	S	S	S

TABLE 4a Number of Establishments and Revenue by Type for Information and Communication Establishments with Total Employment of 20 and Over  
by Industry Sub-Class: Philippines, 2010 *(Continued)*

(Value in thousand pesos. Details may not add up to total due to rounding and/or statistical disclosure control)

2009 PSIC Code	Region / Industry Description	Revenue					
		Industrial Services Done for Others	Commissions and Fees Earned	Delivery charges separately invoiced to customers	Royalty Income	Franchise Income	Foreign Exchange Gains
		(8)	(9)	(10)	(11)	(12)	(13)
	<b>V - Bicol Region</b>	-	-	-	-	-	-
J59140	Motion picture projection activities	S	S	S	S	S	S
J60101	Radio broadcasting and relay station and studios	S	S	S	S	S	S
J61101	Wired (landline) services	S	S	S	S	S	S
J61300	Satellite telecommunications activities	S	S	S	S	S	S
J61901	Telephone access in facilities open to the public service activities	S	S	S	S	S	S
J63111	Data processing	S	S	S	S	S	S
	<b>VI - Western Visayas</b>	-	-	-	-	-	-
J58130	Publishing of newspapers, journals and periodicals	S	S	S	S	S	S
J60101	Radio broadcasting and relay station and studios	S	S	S	S	S	S
J61101	Wired (landline) services	-	-	-	-	-	-
J61300	Satellite telecommunications activities	-	-	-	-	-	-
	<b>VII - Central Visayas</b>	-	-	-	1,280	-	4,025
J58110	Book publishing						
J58120	Publishing of directories and mailing lists						
J58130	Publishing of newspapers, journals and periodicals						2,018
J58200	Software publishing	-	-	-	-	-	-
J59110	Motion picture, video and television programme activities						
J59140	Motion picture projection activities	-	-	-	-	-	221
J60101	Radio broadcasting and relay station and studios	-	-	-	-	-	2,841
J60201	Television broadcasting and relay stations and studios including closed circuit television services	S	S	S	S	S	S
J61109	Other wired telecommunications activities	S	S	S	S	S	S
J61300	Satellite telecommunications activities	S	S	S	S	S	S
J61909	Other telecommunications service activities, n.e.c.	S	S	S	S	S	S
J62010	Computer programming activities	-	-	-	-	-	3,889
J63111	Data processing	-	-	-	-	-	85
	<b>VIII - Eastern Visayas</b>	-	-	-	-	-	-
J60101	Radio broadcasting and relay station and studios	S	S	S	S	S	S
J61101	Wired (landline) services	S	S	S	S	S	S
J61300	Satellite telecommunications activities	S	S	S	S	S	S
J63111	Data processing	S	S	S	S	S	S



TABLE 4a Number of Establishments and Revenue by Type for Information and Communication Establishments with Total Employment of 20 and Over  
by Industry Sub-Class: Philippines, 2010 *(Concluded)*

(Value in thousand pesos. Details may not add up to total due to rounding and/or statistical disclosure control)

2009 PSIC Code	Region / Industry Description	Revenue						
		Industrial Services Done for Others	Commissions and Fees Earned	Delivery charges separately invoiced to customers	Royalty Income	Franchise Income	Foreign Exchange Gains	Other Income
		(8)	(9)	(10)	(11)	(12)	(13)	(14)
	<b>IX - Zamboanga Peninsula</b>	\$	\$	\$	\$	\$	\$	\$
J61101	Wired (landline) services	\$	\$	\$	\$	\$	\$	\$
J61300	Satellite telecommunications activities	\$	\$	\$	\$	\$	\$	\$
	<b>X - Northern Mindanao</b>	-	-	-	-	-	-	<b>14,147</b>
J58130	Publishing of newspapers, journals and periodicals	\$	\$	\$	\$	\$	\$	\$
J59140	Motion picture projection activities	-	-	-	-	-	-	1,177
J60101	Radio broadcasting and relay station and studios	-	-	-	-	-	-	582
J60201	Television broadcasting and relay stations and studios including closed circuit television services	\$	\$	\$	\$	\$	\$	\$
J61101	Wired (landline) services	-	-	-	-	-	-	11,926
J61300	Satellite telecommunications activities	\$	\$	\$	\$	\$	\$	\$
J62010	Computer programming activities	\$	\$	\$	\$	\$	\$	\$
	<b>XI - Davao Region</b>	-	-	-	<b>871</b>	-	-	<b>1,592</b>
J58130	Publishing of newspapers, journals and periodicals	\$	\$	\$	\$	\$	\$	\$
J60101	Radio broadcasting and relay station and studios	-	-	-	871	-	-	1,592
J61300	Satellite telecommunications activities	\$	\$	\$	\$	\$	\$	\$
	<b>XII - SOCCSKSARGEN</b>	-	-	-	-	-	<b>8</b>	<b>1,388</b>
J60101	Radio broadcasting and relay station and studios	-	-	-	-	-	-	1,208
J61101	Wired (landline) services	-	-	-	-	-	8	180
J61300	Satellite telecommunications activities	\$	\$	\$	\$	\$	\$	\$
J62010	Computer programming activities	\$	\$	\$	\$	\$	\$	\$
	<b>XIII - Caraga</b>	\$	\$	\$	\$	\$	\$	\$
J60101	Radio broadcasting and relay station and studios	\$	\$	\$	\$	\$	\$	\$
J61300	Satellite telecommunications activities	\$	\$	\$	\$	\$	\$	\$

a/ - combined with J58190

TABLE 4a.1 Number of Establishments and Revenue from Main Activity by Type of Transaction for Information and Communication Establishments with Total Employment of 20 and Over by Industry Sub-Class: Philippines, 2010

(Value in thousand pesos. Details may not add up to total due to rounding and/or statistical disclosure control)

2009 PSIC Code	Region / Industry Description	Number of Establishments	Revenue from Main Activity		
			Total	Transactions Within the Country	Transactions Outside the Country
		(1)	(2)	(3)	(4)
	<b>Philippines</b>	<b>599</b>	<b>364,879,704</b>	<b>327,446,146</b>	<b>37,433,558</b>
J58110	Book publishing	32	3,277,931	3,277,333	598
J58120	Publishing of directories and mailing lists	a/	a/	a/	a/
J58130	Publishing of newspapers, journals and periodicals	37	7,624,745	7,622,211	2,534
J58190	Other publishing activities	5	789,382	531,268	258,113
J58200	Software publishing	12	3,111,912	2,339,252	772,660
J59110	Motion picture, video and television programme activities	11	4,760,614	4,496,659	263,954
J59120	Motion picture, video and television programme post-production activities	9	694,240	694,240	-
J59140	Motion picture projection activities	32	3,451,525	3,451,525	-
J59201	Sound recording activities	6	493,536	493,536	-
J59202	Publishing of music	s	s	s	s
J60101	Radio broadcasting and relay station and studios	54	31,897,270	31,854,004	43,265
J60201	Television broadcasting and relay stations and studios including closed circuit television services	9	14,733,035	13,881,246	851,789
J60202	Television program production	9	2,993,164	2,955,807	37,356
J61101	Wired (landline) services	25	143,385,889	138,451,955	4,933,934
J61102	Wired internet access service activities (e.g. dsl, leased line, dial-up)	4	1,278,919	1,278,919	-
J61109	Other wired telecommunications activities	6	1,840,597	1,748,969	91,628
J61202	Mobile telecommunications services	3	82,237,374	66,502,448	15,734,926
J61203	Wireless internet access services (e.g. internet service provider, broadband)	11	3,455,241	3,451,882	3,359
J61209	Other wireless telecommunication services, n.e.c.	s	s	s	s
J61300	Satellite telecommunications activities	54	13,321,123	13,273,882	47,241
J61901	Telephone access in facilities open to the public service activities	s	s	s	s
J61902	Internet access in facilities open to the public service activities	3	363,430	363,430	-
J61909	Other telecommunications service activities, n.e.c.	9	1,096,810	1,095,904	906
J62010	Computer programming activities	191	28,198,259	20,462,369	7,735,891
J62090	Other information technology and computer service activities	13	1,650,902	981,339	669,563
J63111	Data processing	48	12,574,235	6,671,639	5,902,596
J63112	Website hosting services	s	s	s	s
J63113	Application hosting services	8	609,835	526,592	83,244
J63990	Other information service activities, n.e.c.	s	s	s	s

TABLE 4a.1 Number of Establishments and Revenue from Main Activity by Type of Transaction for Information and Communication Establishments with Total Employment of 20 and Over by Industry Sub-Class: Philippines, 2010 *(Continued)*

(Value in thousand pesos. Details may not add up to total due to rounding and/or statistical disclosure control)

2009 PSIC Code	Region / Industry Description	Number of Establishments	Revenue from Main Activity		
			Total	Transactions Within the Country	Transactions Outside the Country
		(1)	(2)	(3)	(4)
	<b>National Capital Region</b>	<b>431</b>	<b>350,992,762</b>	<b>316,683,920</b>	<b>34,308,842</b>
J58110	Book publishing	29	3,170,185	3,169,587	598
J58130	Publishing of newspapers, journals and periodicals	28	7,101,553	7,101,553	-
J58190	Other publishing activities	3	154,513	61,908	92,605
J58200	Software publishing	8	2,941,731	2,335,459	606,272
J59110	Motion picture, video and television programme activities	10	4,606,533	4,495,800	110,733
J59120	Motion picture, video and television programme post-production activities	9	694,240	694,240	-
J59140	Motion picture projection activities	16	2,818,095	2,818,095	-
J59201	Sound recording activities	6	493,536	493,536	-
J59202	Publishing of music	s	s	s	s
J60101	Radio broadcasting and relay station and studios	20	30,150,049	30,150,049	-
J60201	Television broadcasting and relay stations and studios including closed circuit television services	6	13,417,584	12,585,286	832,297
J60202	Television program production	9	2,993,164	2,955,807	37,356
J61101	Wired (landline) services	4	142,711,717	137,800,717	4,911,000
J61102	Wired internet access service activities (e.g. dsl, leased line, dial-up)	4	1,278,919	1,278,919	-
J61109	Other wired telecommunications activities	4	1,101,322	1,101,322	-
J61202	Mobile telecommunications services	3	82,237,374	66,502,448	15,734,926
J61203	Wireless internet access services (e.g. internet service provider, broadband)	11	3,455,241	3,451,882	3,359
J61209	Other wireless telecommunication services, n.e.c.	s	s	s	s
J61300	Satellite telecommunications activities	18	12,253,393	12,206,152	47,241
J61902	Internet access in facilities open to the public service activities	3	363,430	363,430	-
J61909	Other telecommunications service activities, n.e.c.	8	1,078,957	1,078,366	591
J62010	Computer programming activities	170	24,140,601	17,277,657	6,862,944
J62090	Other information technology and computer service activities	13	1,650,902	981,339	669,563
J63111	Data processing	35	10,558,069	6,241,956	4,316,113
J63112	Website hosting services	s	s	s	s
J63113	Application hosting services	8	609,835	526,592	83,244
J63990	Other information service activities, n.e.c.	s	s	s	s
	<b>Cordillera Administrative Region</b>	<b>5</b>	<b>170,862</b>	<b>170,862</b>	<b>-</b>
J58130	Publishing of newspapers, journals and periodicals	s	s	s	s
J59140	Motion picture projection activities	s	s	s	s
J60101	Radio broadcasting and relay station and studios	s	s	s	s
J61300	Satellite telecommunications activities	s	s	s	s

TABLE 4a.1 Number of Establishments and Revenue from Main Activity by Type of Transaction for Information and Communication Establishments with Total Employment of 20 and Over by Industry Sub-Class: Philippines, 2010 *(Continued)*

(Value in thousand pesos. Details may not add up to total due to rounding and/or statistical disclosure control)

2009 PSIC Code	Region / Industry Description	Number of Establishments	Revenue from Main Activity		
			Total	Transactions Within the Country	Transactions Outside the Country
		(1)	(2)	(3)	(4)
	<b>I-Ilocos Region</b>	<b>4</b>	<b>179,252</b>	<b>169,506</b>	<b>9,746</b>
J60101	Radio broadcasting and relay station and studios	S	S	S	S
J60201	Television broadcasting and relay stations and studios including closed circuit television services	S	S	S	S
J61300	Satellite telecommunications activities	S	S	S	S
J63112	Website hosting services	S	S	S	S
	<b>II - Cagayan Valley</b>	<b>3</b>	<b>34,505</b>	<b>34,505</b>	<b>-</b>
J60101	Radio broadcasting and relay station and studios	S	S	S	S
J61300	Satellite telecommunications activities	S	S	S	S
	<b>III - Central Luzon</b>	<b>24</b>	<b>1,263,808</b>	<b>1,162,355</b>	<b>101,452</b>
J58110	Book publishing	S	S	S	S
J58130	Publishing of newspapers, journals and periodicals	S	S	S	S
J59140	Motion picture projection activities	4	195,055	195,055	-
J60101	Radio broadcasting and relay station and studios	S	S	S	S
J61101	Wired (landline) services	4	176,414	176,414	-
J61300	Satellite telecommunications activities	4	353,652	353,652	-
J62010	Computer programming activities	4	110,584	66,777	43,807
J63111	Data processing	4	349,889	292,243	57,645
	<b>IVA - CALABARZON</b>	<b>24</b>	<b>1,676,496</b>	<b>1,157,759</b>	<b>518,737</b>
J58110	Book publishing	S	S	S	S
J58200	Software publishing	S	S	S	S
J59140	Motion picture projection activities	5	186,057	186,057	-
J60101	Radio broadcasting and relay station and studios	S	S	S	S
J61101	Wired (landline) services	10	1,582,933	1,399,677	183,256
J61109	Other wired telecommunications activities				
J61300	Satellite telecommunications activities	8	130,111	130,111	-
J62010	Computer programming activities	3	117,937	117,937	-
J63111	Data processing	S	S	S	S
	<b>IVB - MIMAROPA</b>	<b>3</b>	<b>60,496</b>	<b>60,496</b>	<b>-</b>
J61101	Wired (landline) services	S	S	S	S
J61300	Satellite telecommunications activities	S	S	S	S

TABLE 4a.1 Number of Establishments and Revenue from Main Activity by Type of Transaction for Information and Communication Establishments with Total Employment of 20 and Over by Industry Sub-Class: Philippines, 2010 *(Continued)*

(Value in thousand pesos. Details may not add up to total due to rounding and/or statistical disclosure control)

2009 PSIC Code	Region / Industry Description	Number of Establishments	Revenue from Main Activity		
			Total	Transactions Within the Country	Transactions Outside the Country
		(1)	(2)	(3)	(4)
V - Bicol Region		6	146,463	51,086	95,377
J59140	Motion picture projection activities	S	S	S	S
J60101	Radio broadcasting and relay station and studios	S	S	S	S
J61101	Wired (landline) services	S	S	S	S
J61300	Satellite telecommunications activities	S	S	S	S
J61901	Telephone access in facilities open to the public service activities	S	S	S	S
J63111	Data processing	S	S	S	S
VI - Western Visayas		14	233,967	233,583	384
J58130	Publishing of newspapers, journals and periodicals	S	S	S	S
J60101	Radio broadcasting and relay station and studios	S	S	S	S
J61101	Wired (landline) services	3	73,018	73,018	-
J61300	Satellite telecommunications activities	5	71,828	71,828	-
VII - Central Visayas		43	7,993,482	5,649,558	2,343,924
J58110	Book publishing	6	1,101,565	933,522	168,042
J58120	Publishing of directories and mailing lists				
J58130	Publishing of newspapers, journals and periodicals				
J58200	Software publishing	3	152,051	3,793	148,258
J59110	Motion picture, video and television programme activities	3	216,761	63,540	153,221
J59140	Motion picture projection activities				
J60101	Radio broadcasting and relay station and studios				
J60201	Television broadcasting and relay stations and studios including closed circuit television services	S	S	S	S
J61109	Other wired telecommunications activities	S	S	S	S
J61300	Satellite telecommunications activities	S	S	S	S
J61909	Other telecommunications service activities, n.e.c.	S	S	S	S
J62010	Computer programming activities	12	3,825,028	2,995,888	829,140
J63111	Data processing	6	1,030,472	5,990	1,024,481
VIII - Eastern Visayas		6	181,809	181,809	-
J60101	Radio broadcasting and relay station and studios	S	S	S	S
J61101	Wired (landline) services	S	S	S	S
J61300	Satellite telecommunications activities	S	S	S	S
J63111	Data processing	S	S	S	

TABLE 4a.1 Number of Establishments and Revenue from Main Activity by Type of Transaction for Information and Communication Establishments with Total Employment of 20 and Over by Industry Sub-Class: Philippines, 2010 *(Concluded)*

(Value in thousand pesos. Details may not add up to total due to rounding and/or statistical disclosure control)

2009 PSIC Code	Region / Industry Description	Number of Establishments	Revenue from Main Activity		
			Total	Transactions Within the Country	Transactions Outside the Country
		(1)	(2)	(3)	(4)
IX - Zamboanga Peninsula		S	S	S	S
J61101	Wired (landline) services	S	S	S	S
J61300	Satellite telecommunications activities	S	S	S	S
X - Northern Mindanao		14	619,374	587,394	31,980
J58130	Publishing of newspapers, journals and periodicals	S	S	S	S
J59140	Motion picture projection activities	3	100,986	100,986	-
J60101	Radio broadcasting and relay station and studios	3	51,679	51,679	-
J60201	Television broadcasting and relay stations and studios including closed circuit television services				
		S	S	S	S
J61101	Wired (landline) services	3	206,508	184,274	22,234
J61300	Satellite telecommunications activities	S	S	S	S
J62010	Computer programming activities	S	S	S	S
XI - Davao Region		9	1,153,646	1,131,230	22,415
J58130	Publishing of newspapers, journals and periodicals	S	S	S	S
J60101	Radio broadcasting and relay station and studios	4	1,080,108	1,057,692	22,415
J61300	Satellite telecommunications activities	S	S	S	S
XII - SOCCSKSARGEN		9	135,536	134,835	700
J60101	Radio broadcasting and relay station and studios	3	27,988	27,988	-
J61101	Wired (landline) services	4	100,113	99,412	700
J61300	Satellite telecommunications activities	S	S	S	S
J62010	Computer programming activities	S	S	S	S
XIII - Caraga		S	S	S	S
J60101	Radio broadcasting and relay station and studios	S	S	S	S
J61300	Satellite telecommunications activities	S	S	S	S

a/ - combined with J58190

TABLE 4a.2 Number of Establishments and Value of Non-Industrial Services Done for Others by Type for Information and Communication  
Establishments with Total Employment of 20 and Over by Industry Sub-Class: Philippines, 2010

(Value in thousand pesos. Details may not add up to total due to rounding and/or statistical disclosure control)

2009 PSIC Code	Region / Industry Description	Number of Establishments	Non-Industrial Services Done for Others				
			Total	Rent Income from Land	Rental Income from Building and Structures	Other Rental Income	Other Non- Industrial Services
		(1)	(2)	(3)	(4)	(5)	(6)
	<b>Philippines</b>	<b>599</b>	<b>9,631,073</b>	<b>23,597</b>	<b>276,897</b>	<b>298,908</b>	<b>9,031,672</b>
J58110	Book publishing	32	3,826	-	1,961	120	1,745
J58120	Publishing of directories and mailing lists	a/	a/	a/	a/	a/	a/
J58130	Publishing of newspapers, journals and periodicals	37	40,458	-	2,519	2,858	35,082
J58190	Other publishing activities	5	-	-	-	-	-
J58200	Software publishing	12	78,678	-	-	-	78,678
J59110	Motion picture, video and television programme activities	11	2,291	-	849	-	1,442
J59120	Motion picture, video and television programme post-production activities	9	2,530	-	-	2,530	-
J59140	Motion picture projection activities	32	84,585	-	41,576	22,915	20,094
J59201	Sound recording activities	6	23,767	23,597	-	-	171
J59202	Publishing of music	s	s	s	s	s	s
J60101	Radio broadcasting and relay station and studios	54	139,069	-	137,935	986	149
J60201	Television broadcasting and relay stations and studios including closed circuit television services	9	9,112	-	9,112	-	-
J60202	Television program production	9	316,888	-	-	16,162	300,726
J61101	Wired (landline) services	25	3,251,974	-	12,301	-	3,239,673
J61102	Wired internet access service activities (e.g. dsl, leased line, dial-up)	4	44,764	-	-	463	44,301
J61109	Other wired telecommunications activities	6	9,982	-	2,183	-	7,799
J61202	Mobile telecommunications services	3	4,132,358	-	64,528	177,871	3,889,959
J61203	Wireless internet access services (e.g. internet service provider, broadband)	11	1,523	-	-	-	1,523
J61209	Other wireless telecommunication services, n.e.c.	s	s	s	s	s	s
J61300	Satellite telecommunications activities	54	39,153	-	21	20,096	19,036
J61901	Telephone access in facilities open to the public service activities	s	s	s	s	s	s
J61902	Internet access in facilities open to the public service activities	3	-	-	-	-	-
J61909	Other telecommunications service activities, n.e.c.	9	34,926	-	-	-	34,926
J62010	Computer programming activities	191	173,583	-	3,912	32,906	136,766
J62090	Other information technology and computer service activities	13	22,101	-	-	21,985	116
J63111	Data processing	48	1,218,071	-	-	-	1,218,071
J63112	Website hosting services	s	s	s	s	s	s
J63113	Application hosting services	8	13	-	-	-	13
J63990	Other information service activities, n.e.c.	s	s	s	s	s	s

TABLE 4a.2 Number of Establishments and Value of Non-Industrial Services Done for Others by Type for Information and Communication  
Establishments with Total Employment of 20 and Over by Industry Sub-Class: Philippines, 2010 *(Continued)*

(Value in thousand pesos. Details may not add up to total due to rounding and/or statistical disclosure control)

2009 PSIC Code	Region / Industry Description	Number of Establishments	Non-Industrial Services Done for Others				
			Total	Rent Income fromLand	Rental Income from Building and Structures	Other Rental Income	Other Non- Industrial Services
		(1)	(2)	(3)	(4)	(5)	(6)
	National Capital Region	431	9,574,848	23,597	252,455	293,241	9,005,555
J58110	Book publishing	29	2,826	-	1,961	120	745
J58130	Publishing of newspapers, journals and periodicals	28	36,988	-	-	2,498	34,490
J58190	Other publishing activities	3	-	-	-	-	-
J58200	Software publishing	8	78,678	-	-	-	78,678
J59110	Motion picture, video and television programme activities	10	2,291	-	849	-	1,442
J59120	Motion picture, video and television programme post-production activities	9	2,530	-	-	2,530	-
J59140	Motion picture projection activities	16	62,469	-	33,919	18,610	9,941
J59201	Sound recording activities	6	23,767	23,597	-	-	171
J59202	Publishing of music	s	s	s	s	s	s
J60101	Radio broadcasting and relay station and studios	20	134,612	-	134,602	-	10
J60201	Television broadcasting and relay stations and studios including closed circuit television services	6	4,450	-	4,450	-	-
J60202	Television program production	9	316,888	-	-	16,162	300,726
J61101	Wired (landline) services	4	3,242,030	-	6,030	-	3,236,000
J61102	Wired internet access service activities (e.g. dsl, leased line, dial-up)	4	44,764	-	-	463	44,301
J61109	Other wired telecommunications activities	4	7,771	-	2,183	-	5,588
J61202	Mobile telecommunications services	3	4,132,358	-	64,528	177,871	3,889,959
J61203	Wireless internet access services (e.g. internet service provider, broadband)	11	1,523	-	-	-	1,523
J61209	Other wireless telecommunication services, n.e.c.	s	s	s	s	s	s
J61300	Satellite telecommunications activities	18	30,822	-	21	20,096	10,705
J61902	Internet access in facilities open to the public service activities	3	-	-	-	-	-
J61909	Other telecommunications service activities, n.e.c.	8	34,926	-	-	-	34,926
J62010	Computer programming activities	170	173,566	-	3,912	32,906	136,748
J62090	Other information technology and computer service activities	13	22,101	-	-	21,985	116
J63111	Data processing	35	1,218,071	-	-	-	1,218,071
J63112	Website hosting services	s	s	s	s	s	s
J63113	Application hosting services	8	13	-	-	-	13
J63990	Other information service activities, n.e.c.	s	s	s	s	s	s
	Cordillera Administrative Region	5	5,831	-	2,519	180	3,132
J58130	Publishing of newspapers, journals and periodicals	s	s	s	s	s	s
J59140	Motion picture projection activities	s	s	s	s	s	s
J60101	Radio broadcasting and relay station and studios	s	s	s	s	s	s
J61300	Satellite telecommunications activities	s	s	s	s	s	



TABLE 4a.2 Number of Establishments and Value of Non-Industrial Services Done for Others by Type for Information and Communication Establishments with Total Employment of 20 and Over by Industry Sub-Class: Philippines, 2010 *(Continued)*

(Value in thousand pesos. Details may not add up to total due to rounding and/or statistical disclosure control)

2009 PSIC Code	Region / Industry Description	Number of Establishments	Non-Industrial Services Done for Others				
			Total	Rent Income fromLand	Rental Income from Building and Structures	Other Rental Income	Other Non- Industrial Services
		(1)	(2)	(3)	(4)	(5)	(6)
I-Ilocos Region		4	68	-	52	16	
J60101	Radio broadcasting and relay station and studios	S	S	S	S	S	S
J60201	Television broadcasting and relay stations and studios including closed circuit television services	S	S	S	S	S	S
J61300	Satellite telecommunications activities	S	S	S	S	S	S
J63112	Website hosting services	S	S	S	S	S	S
II - Cagayan Valley		3	-	-	-	-	-
J60101	Radio broadcasting and relay station and studios	S	S	S	S	S	S
J61300	Satellite telecommunications activities	S	S	S	S	S	S
III - Central Luzon		24	13,863	-	5,666	1,950	6,247
J58110	Book publishing	S	S	S	S	S	S
J58130	Publishing of newspapers, journals and periodicals	S	S	S	S	S	S
J59140	Motion picture projection activities	4	2,415	-	-	964	1,451
J60101	Radio broadcasting and relay station and studios	S	S	S	S	S	S
J61101	Wired (landline) services	4	8,462	-	5,666	-	2,796
J61300	Satellite telecommunications activities	4	1,000	-	-	-	1,000
J62010	Computer programming activities	4	-	-	-	-	-
J63111	Data processing	4	-	-	-	-	-
IVA - CALABARZON		24	8,657	-	1,927	569	6,162
J58110	Book publishing	S	S	S	S	S	S
J58200	Software publishing	S	S	S	S	S	S
J59140	Motion picture projection activities	5	6,446	-	1,927	569	3,950
J60101	Radio broadcasting and relay station and studios	S	S	S	S	S	S
J61101	Wired (landline) services	10	4,422	-	-	-	4,422
J61109	Other wired telecommunications activities						
J61300	Satellite telecommunications activities	8	-	-	-	-	-
J62010	Computer programming activities	3	-	-	-	-	-
J63111	Data processing	S	S	S	S	S	S
IVB - MIMAROPA		3	-	-	-	-	-
J61101	Wired (landline) services	S	S	S	S	S	S
J61300	Satellite telecommunications activities	S	S	S	S	S	

TABLE 4a.2 Number of Establishments and Value of Non-Industrial Services Done for Others by Type for Information and Communication Establishments with Total Employment of 20 and Over by Industry Sub-Class: Philippines, 2010 *(Continued)*

(Value in thousand pesos. Details may not add up to total due to rounding and/or statistical disclosure control)

2009 PSIC Code	Region / Industry Description	Number of Establishments	Non-Industrial Services Done for Others					
			Total	Rent Income fromLand	Rental Income from Building and Structures	Other Rental Income	Other Non- Industrial Services	
		(1)	(2)	(3)	(4)	(5)	(6)	
V - Bicol Region			6	2,946	-	174	2,772	
J59140	Motion picture projection activities	S	S	S	S	S	S	S
J60101	Radio broadcasting and relay station and studios	S	S	S	S	S	S	S
J61101	Wired (landline) services	S	S	S	S	S	S	S
J61300	Satellite telecommunications activities	S	S	S	S	S	S	S
J61901	Telephone access in facilities open to the public service activities	S	S	S	S	S	S	S
J63111	Data processing	S	S	S	S	S	S	S
VI - Western Visayas			14	4,866	-	-	-	4,866
J58130	Publishing of newspapers, journals and periodicals	S	S	S	S	S	S	S
J60101	Radio broadcasting and relay station and studios	S	S	S	S	S	S	S
J61101	Wired (landline) services	3	14	-	-	-	-	14
J61300	Satellite telecommunications activities	5	4,852	-	-	-	-	4,852
VII - Central Visayas			43	10,708	-	7,399	180	3,129
J58110	Book publishing	}						
J58120	Publishing of directories and mailing lists	}	6	771	-	-	180	591
J58130	Publishing of newspapers, journals and periodicals	}						
J58200	Software publishing	3	-	-	-	-	-	-
J59110	Motion picture, video and television programme activities	}						
J59140	Motion picture projection activities	}	3	4,193	-	2,731	-	1,462
J60101	Radio broadcasting and relay station and studios	9	109	-	109	-	-	-
J60201	Television broadcasting and relay stations and studios including closed circuit television services	S	S	S	S	S	S	S
J61109	Other wired telecommunications activities	S	S	S	S	S	S	S
J61300	Satellite telecommunications activities	S	S	S	S	S	S	S
J61909	Other telecommunications service activities, n.e.c.	S	S	S	S	S	S	S
J62010	Computer programming activities	12	17	-	-	-	-	17
J63111	Data processing	6	-	-	-	-	-	-
VIII - Eastern Visayas			6	747	-	-	-	747
J60101	Radio broadcasting and relay station and studios	S	S	S	S	S	S	S
J61101	Wired (landline) services	S	S	S	S	S	S	S
J61300	Satellite telecommunications activities	S	S	S	S	S	S	S
J63111	Data processing	S	S	S	S	S	S	S

TABLE 4a.2 Number of Establishments and Value of Non-Industrial Services Done for Others by Type for Information and Communication  
Establishments with Total Employment of 20 and Over by Industry Sub-Class: Philippines, 2010 *(Concluded)*

(Value in thousand pesos. Details may not add up to total due to rounding and/or statistical disclosure control)

2009 PSIC Code	Region / Industry Description	Number of Establishments	Non-Industrial Services Done for Others				
			Total	Rent Income fromLand	Rental Income from Building and Structures	Other Rental Income	Other Non- Industrial Services
		(1)	(2)	(3)	(4)	(5)	(6)
IX - Zamboanga Peninsula		S	S	S	S	S	S
J61101	Wired (landline) services	S	S	S	S	S	S
J61300	Satellite telecommunications activities	S	S	S	S	S	S
X - Northern Mindanao		14	3,424	-	3,052	-	373
J58130	Publishing of newspapers, journals and periodicals	S	S	S	S	S	S
J59140	Motion picture projection activities	3	3,293	-	3,000	-	294
J60101	Radio broadcasting and relay station and studios	3	-	-	-	-	-
J60201	Television broadcasting and relay stations and studios including closed circuit television services	S	S	S	S	S	S
J61101	Wired (landline) services	3	-	-	-	-	-
J61300	Satellite telecommunications activities	S	S	S	S	S	S
J62010	Computer programming activities	S	S	S	S	S	S
XI - Davao Region		9	3,818	-	3,223	-	594
J58130	Publishing of newspapers, journals and periodicals	S	S	S	S	S	S
J60101	Radio broadcasting and relay station and studios	4	3,223	-	3,223	-	-
J61300	Satellite telecommunications activities	S	S	S	S	S	S
XII - SOCCSKSARGEN		9	1,297	-	431	-	866
J60101	Radio broadcasting and relay station and studios	3	3	-	-	-	3
J61101	Wired (landline) services	4	1,294	-	431	-	864
J61300	Satellite telecommunications activities	S	S	S	S	S	S
J62010	Computer programming activities	S	S	S	S	S	S
XIII - Caraga		S	S	S	S	S	S
J60101	Radio broadcasting and relay station and studios	S	S	S	S	S	S
J61300	Satellite telecommunications activities	S	S	S	S	S	S

a/ - combined with J58190

TABLE 5a Number of Establishments and Cost by Type for Information and Communication Establishments with Total Employment of 20 and Over by Industry Sub-Class: Philippines, 2010

(Value in thousand pesos. Details may not add up to total due to rounding and/or statistical disclosure control)

2009 PSIC Code	Region / Industry Description	Number of Establishments	Cost			
			Total	Fuels, Lubricants, Oils and Greases Purchased	Materials and Supplies Purchased	Cost of Non- Industrial Services Done by Others
		(1)	(2)	(3)	(4)	(5)
	<b>Philippines</b>	<b>599</b>	<b>228,229,940</b>	<b>1,064,938</b>	<b>25,767,037</b>	<b>85,623,201</b>
J58110	Book publishing	32	2,706,172	32,976	1,688,810	498,195
J58120	Publishing of directories and mailing lists	a/	a/	a/	a/	a/
J58130	Publishing of newspapers, journals and periodicals	37	5,814,365	48,797	1,657,294	1,772,913
J58190	Other publishing activities	5	422,689	369	144,958	118,453
J58200	Software publishing	12	2,212,923	8,790	699,147	994,310
J59110	Motion picture, video and television programme activities	11	3,646,091	12,856	841,710	2,283,282
J59120	Motion picture, video and television programme post-production activities	9	301,513	982	12,488	210,301
J59140	Motion picture projection activities	32	3,104,433	16,803	70,712	1,635,131
J59201	Sound recording activities	6	398,970	1,531	135,091	155,946
J59202	Publishing of music	s	s	s	s	s
J60101	Radio broadcasting and relay station and studios	54	20,095,934	22,866	1,009,064	9,783,765
J60201	Television broadcasting and relay stations and studios including closed circuit television services	9	7,685,975	16,256	538,048	5,255,932
J60202	Television program production	9	2,471,289	25,942	282,916	1,432,573
J61101	Wired (landline) services	25	79,709,161	330,706	3,447,364	24,688,137
J61102	Wired internet access service activities (e.g. dsl, leased line, dial-up)	4	907,658	5,017	10,868	333,478
J61109	Other wired telecommunications activities	6	1,193,145	95,550	249,417	312,512
J61202	Mobile telecommunications services	3	62,641,747	208,953	7,450,563	21,817,445
J61203	Wireless internet access services (e.g. internet service provider, broadband)	11	1,929,024	14,198	142,307	1,389,421
J61209	Other wireless telecommunication services, n.e.c.	s	s	s	s	s
J61300	Satellite telecommunications activities	54	11,334,728	59,626	1,279,479	4,368,798
J61901	Telephone access in facilities open to the public service activities	s	s	s	s	s
J61902	Internet access in facilities open to the public service activities	3	263,970	862	98,698	74,132
J61909	Other telecommunications service activities, n.e.c.	9	900,180	7,370	217,282	254,024
J62010	Computer programming activities	191	14,316,114	67,101	4,693,439	5,547,909
J62090	Other information technology and computer service activities	13	818,748	9,402	314,241	252,266
J63111	Data processing	48	4,160,789	68,200	137,632	2,053,192
J63112	Website hosting services	s	s	s	s	s
J63113	Application hosting services	8	353,385	3,286	47,156	204,401
J63990	Other information service activities, n.e.c.	s	s	s	s	s

TABLE 5a Number of Establishments and Cost by Type for Information and Communication Establishments with Total Employment of 20 and Over  
by Industry Sub-Class: Philippines, 2010 *(Continued)*

(Value in thousand pesos. Details may not add up to total due to rounding and/or statistical disclosure control)

2009 PSIC Code	Region / Industry Description	Number of Establishments	Cost			
			Total	Fuels, Lubricants, Oils and Greases Purchased	Materials and Supplies Purchased	Cost of Non- Industrial Services Done by Others
		(1)	(2)	(3)	(4)	(5)
	<b>National Capital Region</b>	<b>431</b>	<b>221,393,440</b>	<b>927,214</b>	<b>24,524,427</b>	<b>82,981,971</b>
J58110	Book publishing	29	2,622,465	31,821	1,638,767	489,857
J58130	Publishing of newspapers, journals and periodicals	28	5,478,582	42,422	1,504,416	1,685,338
J58190	Other publishing activities	3	37,727	-	9,314	16,462
J58200	Software publishing	8	2,147,810	8,094	694,659	958,215
J59110	Motion picture, video and television programme activities	10	3,516,151	12,721	834,292	2,181,292
J59120	Motion picture, video and television programme post-production activities	9	301,513	982	12,488	210,301
J59140	Motion picture projection activities	16	2,555,398	5,437	32,570	1,338,869
J59201	Sound recording activities	6	398,970	1,531	135,091	155,946
J59202	Publishing of music	s	s	s	s	s
J60101	Radio broadcasting and relay station and studios	20	19,148,792	15,523	923,717	9,259,296
J60201	Television broadcasting and relay stations and studios including closed circuit television services	6	6,906,031	15,856	501,042	4,828,546
J60202	Television program production	9	2,471,289	25,942	282,916	1,432,573
J61101	Wired (landline) services	4	79,232,475	320,125	3,403,263	24,570,731
J61102	Wired internet access service activities (e.g. dsl, leased line, dial-up)	4	907,658	5,017	10,868	333,478
J61109	Other wired telecommunications activities	4	790,083	23,304	128,753	213,147
J61202	Mobile telecommunications services	3	62,641,747	208,953	7,450,563	21,817,445
J61203	Wireless internet access services (e.g. internet service provider, broadband)	11	1,929,024	14,198	142,307	1,389,421
J61209	Other wireless telecommunication services, n.e.c.	s	s	s	s	s
J61300	Satellite telecommunications activities	18	10,593,871	41,119	1,075,000	4,100,594
J61902	Internet access in facilities open to the public service activities	3	263,970	862	98,698	74,132
J61909	Other telecommunications service activities, n.e.c.	8	896,114	7,370	216,825	251,200
J62010	Computer programming activities	170	13,104,010	60,097	4,358,218	5,301,882
J62090	Other information technology and computer service activities	13	818,748	9,402	314,241	252,266
J63111	Data processing	35	3,451,725	67,261	114,084	1,734,294
J63112	Website hosting services	s	s	s	s	s
J63113	Application hosting services	8	353,385	3,286	47,156	204,401
J63990	Other information service activities, n.e.c.	s	s	s	s	s
	<b>Cordillera Administrative Region</b>	<b>5</b>	<b>97,941</b>	<b>1,202</b>	<b>11,224</b>	<b>63,352</b>
J58130	Publishing of newspapers, journals and periodicals	s	s	s	s	s
J59140	Motion picture projection activities	s	s	s	s	s
J60101	Radio broadcasting and relay station and studios	s	s	s	s	s
J61300	Satellite telecommunications activities	s	s	s	s	s

TABLE 5a Number of Establishments and Cost by Type for Information and Communication Establishments with Total Employment of 20 and Over  
by Industry Sub-Class: Philippines, 2010 *(Continued)*

(Value in thousand pesos. Details may not add up to total due to rounding and/or statistical disclosure control)

2009 PSIC Code	Region / Industry Description	Number of Establishments	Cost			
			Total	Fuels, Lubricants, Oils and Greases Purchased	Materials and Supplies Purchased	Cost of Non- Industrial Services Done by Others
		(1)	(2)	(3)	(4)	(5)
	<b>I-Ilocos Region</b>	<b>4</b>	<b>91,520</b>	<b>1,242</b>	<b>13,947</b>	<b>58,580</b>
J60101	Radio broadcasting and relay station and studios	S	S	S	S	S
J60201	Television broadcasting and relay stations and studios including closed circuit television services	S	S	S	S	S
J61300	Satellite telecommunications activities	S	S	S	S	S
J63112	Website hosting services	S	S	S	S	S
	<b>II - Cagayan Valley</b>	<b>3</b>	<b>14,976</b>	<b>1,721</b>	<b>2,115</b>	<b>6,524</b>
J60101	Radio broadcasting and relay station and studios	S	S	S	S	S
J61300	Satellite telecommunications activities	S	S	S	S	S
	<b>III - Central Luzon</b>	<b>24</b>	<b>667,930</b>	<b>15,474</b>	<b>148,727</b>	<b>252,253</b>
J58110	Book publishing	S	S	S	S	S
J58130	Publishing of newspapers, journals and periodicals	S	S	S	S	S
J59140	Motion picture projection activities	4	143,528	6,346	15,002	31,620
J60101	Radio broadcasting and relay station and studios	S	S	S	S	S
J61101	Wired (landline) services	4	84,884	1,784	6,443	18,247
J61300	Satellite telecommunications activities	4	249,828	4,835	105,701	98,665
J62010	Computer programming activities	4	41,187	457	15,170	16,150
J63111	Data processing	4	100,435	611	1,804	69,795
	<b>IVA - CALABARZON</b>	<b>24</b>	<b>1,038,744</b>	<b>76,963</b>	<b>159,301</b>	<b>387,388</b>
J58110	Book publishing	S	S	S	S	S
J58200	Software publishing	S	S	S	S	S
J59140	Motion picture projection activities	5	177,943	842	1,964	121,052
J60101	Radio broadcasting and relay station and studios	S	S	S	S	S
J61101	Wired (landline) services	10	895,325	145,598	247,205	244,889
J61109	Other wired telecommunications activities					
J61300	Satellite telecommunications activities	8	95,627	2,240	6,187	47,663
J62010	Computer programming activities	3	31,725	439	934	21,380
J63111	Data processing	S	S	S	S	S
	<b>IVB - MIMAROPA</b>	<b>3</b>	<b>46,493</b>	<b>1,714</b>	<b>5,355</b>	<b>28,386</b>
J61101	Wired (landline) services	S	S	S	S	S
J61300	Satellite telecommunications activities	S	S	S	S	S

TABLE 5a Number of Establishments and Cost by Type for Information and Communication Establishments with Total Employment of 20 and Over  
by Industry Sub-Class: Philippines, 2010 *(Continued)*

(Value in thousand pesos. Details may not add up to total due to rounding and/or statistical disclosure control)

2009 PSIC Code	Region / Industry Description	Number of Establishments	Cost				
			Total	Fuels, Lubricants, Oils and Greases Purchased	Materials and Supplies Purchased	Cost of Non- Industrial Services Done by Others	
		(1)	(2)	(3)	(4)	(5)	
V - Bicol Region		6	60,555	1,946	13,992	12,067	
J59140	Motion picture projection activities	S	S	S	S	S	
J60101	Radio broadcasting and relay station and studios	S	S	S	S	S	
J61101	Wired (landline) services	S	S	S	S	S	
J61300	Satellite telecommunications activities	S	S	S	S	S	
J61901	Telephone access in facilities open to the public service activities	S	S	S	S	S	
J63111	Data processing	S	S	S	S	S	
VI - Western Visayas		14	126,455	4,276	20,983	32,142	
J58130	Publishing of newspapers, journals and periodicals	S	S	S	S	S	
J60101	Radio broadcasting and relay station and studios	S	S	S	S	S	
J61101	Wired (landline) services	3	34,502	1,780	3,947	4,940	
J61300	Satellite telecommunications activities	5	45,404	2,055	6,191	14,351	
VII - Central Visayas		43	3,395,968	19,040	750,466	1,236,535	
J58110	Book publishing	}					
J58120	Publishing of directories and mailing lists	}	6	705,852	6,258	299,711	178,999
J58130	Publishing of newspapers, journals and periodicals	}					
J58200	Software publishing	3	58,692	375	4,071	33,478	
J59110	Motion picture, video and television programme activities	}					
J59140	Motion picture projection activities	}	3	219,639	2,599	18,269	163,671
J60101	Radio broadcasting and relay station and studios	9	194,124	1,458	20,668	129,179	
J60201	Television broadcasting and relay stations and studios including closed circuit television services	S	S	S	S	S	
J61109	Other wired telecommunications activities	S	S	S	S	S	
J61300	Satellite telecommunications activities	S	S	S	S	S	
J61909	Other telecommunications service activities, n.e.c.	S	S	S	S	S	
J62010	Computer programming activities	12	1,137,961	6,107	319,072	207,819	
J63111	Data processing	6	263,065	137	10,079	143,819	
VIII - Eastern Visayas		6	83,775	1,290	12,498	23,091	
J60101	Radio broadcasting and relay station and studios	S	S	S	S	S	
J61101	Wired (landline) services	S	S	S	S	S	
J61300	Satellite telecommunications activities	S	S	S	S	S	
J63111	Data processing	S	S	S	S	S	

TABLE 5a Number of Establishments and Cost by Type for Information and Communication Establishments with Total Employment of 20 and Over  
by Industry Sub-Class: Philippines, 2010 *(Continued)*

(Value in thousand pesos. Details may not add up to total due to rounding and/or statistical disclosure control)

2009 PSIC Code	Region / Industry Description	Number of Establishments	Cost			
			Total	Fuels, Lubricants, Oils and Greases Purchased	Materials and Supplies Purchased	Cost of Non- Industrial Services Done by Others
		(1)	(2)	(3)	(4)	(5)
	<b>IX - Zamboanga Peninsula</b>	<b>S</b>	<b>S</b>	<b>S</b>	<b>S</b>	<b>S</b>
J61101	Wired (landline) services	S	S	S	S	S
J61300	Satellite telecommunications activities	S	S	S	S	S
	<b>X - Northern Mindanao</b>	<b>14</b>	<b>402,810</b>	<b>6,314</b>	<b>41,759</b>	<b>115,016</b>
J58130	Publishing of newspapers, journals and periodicals	S	S	S	S	S
J59140	Motion picture projection activities	3	50,241	1,714	2,924	20,905
J60101	Radio broadcasting and relay station and studios	3	27,937	535	10,178	10,917
J60201	Television broadcasting and relay stations and studios including closed circuit television services	S	S	S	S	S
J61101	Wired (landline) services	3	177,231	2,219	16,995	16,871
J61300	Satellite telecommunications activities	S	S	S	S	S
J62010	Computer programming activities	S	S	S	S	S
	<b>XI - Davao Region</b>	<b>9</b>	<b>675,263</b>	<b>3,715</b>	<b>53,753</b>	<b>365,416</b>
J58130	Publishing of newspapers, journals and periodicals	S	S	S	S	S
J60101	Radio broadcasting and relay station and studios	4	624,689	2,274	41,042	350,156
J61300	Satellite telecommunications activities	S	S	S	S	S
	<b>XII - SOCCSKSARGEN</b>	<b>9</b>	<b>109,698</b>	<b>2,374</b>	<b>2,810</b>	<b>48,887</b>
J60101	Radio broadcasting and relay station and studios	3	12,223	432	388	5,377
J61101	Wired (landline) services	4	93,949	1,829	1,477	42,322
J61300	Satellite telecommunications activities	S	S	S	S	S
J62010	Computer programming activities	S	S	S	S	S
	<b>XIII - Caraga</b>	<b>S</b>	<b>S</b>	<b>S</b>	<b>S</b>	<b>S</b>
J60101	Radio broadcasting and relay station and studios	S	S	S	S	S
J61300	Satellite telecommunications activities	S	S	S	S	S



TABLE 5a Number of Establishments and Cost by Type for Information and Communication Establishments with Total Employment of 20 and Over  
by Industry Sub-Class: Philippines, 2010 *(Continued)*

(Value in thousand pesos. Details may not add up to total due to rounding and/or statistical disclosure control)

2009 PSIC Code	Region / Industry Description	Cost				
		Industrial Services Done by Others	Electricity and Water Purchased	Taxes on product and production	Interest Expense	Research and Experimental Development
		(6)	(7)	(8)	(9)	(10)
	<b>Philippines</b>	<b>21,920,789</b>	<b>11,395,508</b>	<b>6,211,641</b>	<b>8,780,878</b>	<b>415,425</b>
J58110	Book publishing	65,017	59,707	70,531	32,676	-
J58120	Publishing of directories and mailing lists	a/	a/	a/	a/	a/
J58130	Publishing of newspapers, journals and periodicals	1,944,317	101,230	55,802	5,415	3,565
J58190	Other publishing activities	1,964	4,161	2,832	3,063	-
J58200	Software publishing	212,616	63,953	24,581	41,666	1,156
J59110	Motion picture, video and television programme activities	20,399	73,768	40,390	30,157	3,079
J59120	Motion picture, video and television programme post-production activities	2,383	21,220	12,275	5,932	-
J59140	Motion picture projection activities	127,758	475,946	153,705	53,565	-
J59201	Sound recording activities	295	8,885	23,538	214	-
J59202	Publishing of music	s	s	s	s	s
J60101	Radio broadcasting and relay station and studios	1,342,675	3,466,330	459,001	837,292	1,463
J60201	Television broadcasting and relay stations and studios including closed circuit television services	338,197	362,802	211,899	227,133	94,557
J60202	Television program production	400,965	114,968	25,057	10,750	1,568
J61101	Wired (landline) services	9,213,460	2,485,900	2,552,070	4,581,732	-
J61102	Wired internet access service activities (e.g. dsl, leased line, dial-up)	9,258	54,096	38,161	28,500	-
J61109	Other wired telecommunications activities	149,153	64,654	34,286	158	-
J61202	Mobile telecommunications services	2,728,085	2,666,020	1,754,081	2,602,476	-
J61203	Wireless internet access services (e.g. internet service provider, broadband)	75,687	69,197	18,569	1,050	2,565
J61209	Other wireless telecommunication services, n.e.c.	s	s	s	s	s
J61300	Satellite telecommunications activities	2,966,323	271,031	268,689	134,698	4,058
J61901	Telephone access in facilities open to the public service activities	s	s	s	s	s
J61902	Internet access in facilities open to the public service activities	34,926	7,285	5,673	2	-
J61909	Other telecommunications service activities, n.e.c.	226,152	11,652	46,689	30,640	-
J62010	Computer programming activities	1,238,326	512,425	346,719	108,498	247,902
J62090	Other information technology and computer service activities	49,107	55,115	20,168	32,386	-
J63111	Data processing	765,552	428,010	33,435	10,581	25,062
J63112	Website hosting services	s	s	s	s	s
J63113	Application hosting services	4,808	12,552	5,062	1,853	30,451
J63990	Other information service activities, n.e.c.	s	s	s	s	s

TABLE 5a Number of Establishments and Cost by Type for Information and Communication Establishments with Total Employment of 20 and Over by Industry Sub-Class: Philippines, 2010 *(Continued)*

(Value in thousand pesos. Details may not add up to total due to rounding and/or statistical disclosure control)

2009 PSIC Code	Region / Industry Description	Cost				
		Industrial Services Done by Others	Electricity and Water Purchased	Taxes on product and production	Interest Expense	Research and Experimental Development
		(6)	(7)	(8)	(9)	(10)
National Capital Region		21,271,541	10,763,367	6,071,909	8,658,321	257,127
J58110	Book publishing	59,392	58,088	69,934	32,181	-
J58130	Publishing of newspapers, journals and periodicals	1,881,356	90,905	51,354	4,379	3,565
J58190	Other publishing activities	1,887	3,726	1,882	-	-
J58200	Software publishing	199,763	59,462	24,133	41,392	-
J59110	Motion picture, video and television programme activities	17,902	70,359	39,445	30,157	3,079
J59120	Motion picture, video and television programme post-production activities	2,383	21,220	12,275	5,932	-
J59140	Motion picture projection activities	120,544	401,032	121,852	26,487	-
J59201	Sound recording activities	295	8,885	23,538	214	-
J59202	Publishing of music	s	s	s	s	s
J60101	Radio broadcasting and relay station and studios	1,302,752	3,346,641	434,923	813,014	1,463
J60201	Television broadcasting and relay stations and studios including closed circuit television services	307,937	242,921	192,835	197,835	94,557
J60202	Television program production	400,965	114,968	25,057	10,750	1,568
J61101	Wired (landline) services	9,150,580	2,440,706	2,541,127	4,551,899	-
J61102	Wired internet access service activities (e.g. dsl, leased line, dial-up)	9,258	54,096	38,161	28,500	-
J61109	Other wired telecommunications activities	77,325	48,872	27,228	25	-
J61202	Mobile telecommunications services	2,728,085	2,666,020	1,754,081	2,602,476	-
J61203	Wireless internet access services (e.g. internet service provider, broadband)	75,687	69,197	18,569	1,050	2,565
J61209	Other wireless telecommunication services, n.e.c.	s	s	s	s	s
J61300	Satellite telecommunications activities	2,933,350	232,496	255,904	130,919	4,058
J61902	Internet access in facilities open to the public service activities	34,926	7,285	5,673	2	-
J61909	Other telecommunications service activities, n.e.c.	225,480	11,647	46,647	30,640	-
J62010	Computer programming activities	1,117,589	398,143	322,845	107,243	94,547
J62090	Other information technology and computer service activities	49,107	55,115	20,168	32,386	-
J63111	Data processing	568,685	345,686	30,878	8,569	21,275
J63112	Website hosting services	s	s	s	s	s
J63113	Application hosting services	4,808	12,552	5,062	1,853	30,451
J63990	Other information service activities, n.e.c.	s	s	s	s	s
Cordillera Administrative Region		2,855	5,305	2,385	-	-
J58130	Publishing of newspapers, journals and periodicals	s	s	s	s	s
J59140	Motion picture projection activities	s	s	s	s	s
J60101	Radio broadcasting and relay station and studios	s	s	s	s	s
J61300	Satellite telecommunications activities	s	s	s	s	s

TABLE 5a Number of Establishments and Cost by Type for Information and Communication Establishments with Total Employment of 20 and Over  
by Industry Sub-Class: Philippines, 2010 *(Continued)*

(Value in thousand pesos. Details may not add up to total due to rounding and/or statistical disclosure control)

2009 PSIC Code	Region / Industry Description	Cost				
		Industrial Services Done by Others	Electricity and Water Purchased	Taxes on product and production	Interest Expense	Research and Experimental Development
		(6)	(7)	(8)	(9)	(10)
	<b>I-Ilocos Region</b>	<b>4,298</b>	<b>3,950</b>	<b>2,476</b>	<b>41</b>	<b>-</b>
J60101	Radio broadcasting and relay station and studios	s	s	s	s	s
J60201	Television broadcasting and relay stations and studios including closed circuit television services	s	s	s	s	s
J61300	Satellite telecommunications activities	s	s	s	s	s
J63112	Website hosting services	s	s	s	s	s
	<b>II - Cagayan Valley</b>	<b>48</b>	<b>2,021</b>	<b>665</b>	<b>490</b>	<b>-</b>
J60101	Radio broadcasting and relay station and studios	s	s	s	s	s
J61300	Satellite telecommunications activities	s	s	s	s	s
	<b>III - Central Luzon</b>	<b>11,604</b>	<b>68,155</b>	<b>10,119</b>	<b>34,143</b>	<b>1,731</b>
J58110	Book publishing	s	s	s	s	s
J58130	Publishing of newspapers, journals and periodicals	s	s	s	s	s
J59140	Motion picture projection activities	1,345	33,865	5,229	27,077	-
J60101	Radio broadcasting and relay station and studios	s	s	s	s	s
J61101	Wired (landline) services	4,255	15,020	1,759	2,278	-
J61300	Satellite telecommunications activities	253	5,768	2,096	-	-
J62010	Computer programming activities	-	2,088	153	1,106	1,731
J63111	Data processing	1,187	9,186	300	135	-
	<b>IVA - CALABARZON</b>	<b>252,374</b>	<b>70,895</b>	<b>21,305</b>	<b>1,581</b>	<b>1,156</b>
J58110	Book publishing	s	s	s	s	s
J58200	Software publishing	s	s	s	s	s
J59140	Motion picture projection activities	1,537	29,150	10,543	-	-
J60101	Radio broadcasting and relay station and studios	s	s	s	s	s
J61101	Wired (landline) services	157,139	37,366	15,403	645	-
J61109	Other wired telecommunications activities					
J61300	Satellite telecommunications activities	13,483	8,902	1,667	381	-
J62010	Computer programming activities	2,292	2,414	1,339	-	-
J63111	Data processing	s	s	s	s	s
	<b>IVB - MIMAROPA</b>	<b>457</b>	<b>6,159</b>	<b>347</b>	<b>383</b>	<b>-</b>
J61101	Wired (landline) services	s	s	s	s	s
J61300	Satellite telecommunications activities	s	s	s	s	s

TABLE 5a Number of Establishments and Cost by Type for Information and Communication Establishments with Total Employment of 20 and Over  
by Industry Sub-Class: Philippines, 2010 *(Continued)*

(Value in thousand pesos. Details may not add up to total due to rounding and/or statistical disclosure control)

2009 PSIC Code	Region / Industry Description	Cost				
		Industrial Services Done by Others	Electricity and Water Purchased	Taxes on product and production	Interest Expense	Research and Experimental Development
		(6)	(7)	(8)	(9)	(10)
V - Bicol Region		4,122	11,355	2,524	86	-
J59140	Motion picture projection activities	S	S	S	S	S
J60101	Radio broadcasting and relay station and studios	S	S	S	S	S
J61101	Wired (landline) services	S	S	S	S	S
J61300	Satellite telecommunications activities	S	S	S	S	S
J61901	Telephone access in facilities open to the public service activities	S	S	S	S	S
J63111	Data processing	S	S	S	S	S
VI - Western Visayas		15,465	14,750	2,824	3,024	-
J58130	Publishing of newspapers, journals and periodicals	S	S	S	S	S
J60101	Radio broadcasting and relay station and studios	S	S	S	S	S
J61101	Wired (landline) services	722	5,613	1,343	2,128	-
J61300	Satellite telecommunications activities	895	3,637	851	840	-
VII - Central Visayas		231,497	317,125	52,511	35,312	155,411
J58110	Book publishing	}				
J58120	Publishing of directories and mailing lists	}	41,901	9,313	3,894	4,066
J58130	Publishing of newspapers, journals and periodicals	}				-
J58200	Software publishing		12,853	3,749	420	274
J59110	Motion picture, video and television programme activities	}				-
J59140	Motion picture projection activities	}	2,497	5,539	1,472	-
J60101	Radio broadcasting and relay station and studios		7,668	14,402	6,049	497
J60201	Television broadcasting and relay stations and studios including closed circuit television services	S	S	S	S	S
J61109	Other wired telecommunications activities	S	S	S	S	S
J61300	Satellite telecommunications activities	S	S	S	S	S
J61909	Other telecommunications service activities, n.e.c.	S	S	S	S	S
J62010	Computer programming activities		118,445	109,535	22,356	148
J63111	Data processing		11,808	49,491	754	893
VIII - Eastern Visayas		24,427	10,825	1,321	-	-
J60101	Radio broadcasting and relay station and studios	S	S	S	S	S
J61101	Wired (landline) services	S	S	S	S	S
J61300	Satellite telecommunications activities	S	S	S	S	S
J63111	Data processing	S	S	S	S	

TABLE 5a Number of Establishments and Cost by Type for Information and Communication Establishments with Total Employment of 20 and Over  
by Industry Sub-Class: Philippines, 2010 *(Continued)*

(Value in thousand pesos. Details may not add up to total due to rounding and/or statistical disclosure control)

2009 PSIC Code	Region / Industry Description	Cost				
		Industrial Services Done by Others	Electricity and Water Purchased	Taxes on product and production	Interest Expense	Research and Experimental Development
		(6)	(7)	(8)	(9)	(10)
	IX - Zamboanga Peninsula	S	S	S	S	S
J61101	Wired (landline) services	S	S	S	S	S
J61300	Satellite telecommunications activities	S	S	S	S	S
	X - Northern Mindanao	61,186	24,643	24,119	26,073	-
J58130	Publishing of newspapers, journals and periodicals	S	S	S	S	S
J59140	Motion picture projection activities	2,435	5,623	13,734	-	-
J60101	Radio broadcasting and relay station and studios	556	3,286	431	66	-
J60201	Television broadcasting and relay stations and studios including closed circuit television services	S	S	S	S	S
J61101	Wired (landline) services	50,239	9,508	4,726	24,494	-
J61300	Satellite telecommunications activities	S	S	S	S	S
J62010	Computer programming activities	S	S	S	S	S
	XI - Davao Region	32,717	88,061	15,960	20,055	-
J58130	Publishing of newspapers, journals and periodicals	S	S	S	S	S
J60101	Radio broadcasting and relay station and studios	23,688	85,831	15,042	20,055	-
J61300	Satellite telecommunications activities	S	S	S	S	S
	XII - SOCCSKSARGEN	8,048	6,424	1,987	1,372	-
J60101	Radio broadcasting and relay station and studios	925	1,776	685	501	-
J61101	Wired (landline) services	7,112	4,069	1,245	871	-
J61300	Satellite telecommunications activities	S	S	S	S	S
J62010	Computer programming activities	S	S	S	S	S
	XIII - Caraga	S	S	S	S	S
J60101	Radio broadcasting and relay station and studios	S	S	S	S	S
J61300	Satellite telecommunications activities	S	S	S	S	S

TABLE 5a Number of Establishments and Cost by Type for Information and Communication Establishments with Total Employment of 20 and Over  
by Industry Sub-Class: Philippines, 2010 *(Continued)*

(Value in thousand pesos. Details may not add up to total due to rounding and/or statistical disclosure control)

2009 PSIC Code	Region / Industry Description	Cost			
		Goods Purchased for Resale	Bad and Doubtful Debts	Depreciation of Fixed Assets	Foreign Exchange Losses
		(11)	(12)	(13)	(14)
	<b>Philippines</b>	<b>709,037</b>	<b>19,202,383</b>	<b>36,162,529</b>	<b>1,360,596</b>
J58110	Book publishing	-	19,507	93,178	1,225
J58120	Publishing of directories and mailing lists	a/	a/	a/	a/
J58130	Publishing of newspapers, journals and periodicals	-	8,069	184,533	868
J58190	Other publishing activities	-	15,057	4,309	100,435
J58200	Software publishing	-	37,110	62,433	28,301
J59110	Motion picture, video and television programme activities	-	29,787	57,626	103,643
J59120	Motion picture, video and television programme post-production activities	-	1,381	25,862	792
J59140	Motion picture projection activities	1,235	1,110	348,976	12
J59201	Sound recording activities	-	3,582	6,290	-
J59202	Publishing of music	s	s	s	s
J60101	Radio broadcasting and relay station and studios	-	390,366	1,635,588	1,905
J60201	Television broadcasting and relay stations and studios including closed circuit television services	-	40,927	559,964	-
J60202	Television program production	-	15,459	44,429	313
J61101	Wired (landline) services	424,446	324,779	26,531,479	529,461
J61102	Wired internet access service activities (e.g. dsl, leased line, dial-up)	-	23,226	322,994	76,000
J61109	Other wired telecommunications activities	-	65,134	217,259	-
J61202	Mobile telecommunications services	197,167	17,864,525	3,880,002	3,158
J61203	Wireless internet access services (e.g. internet service provider, broadband)	-	2,701	150,997	20,038
J61209	Other wireless telecommunication services, n.e.c.	s	s	s	s
J61300	Satellite telecommunications activities	1,038	176,140	835,081	57,370
J61901	Telephone access in facilities open to the public service activities	s	s	s	s
J61902	Internet access in facilities open to the public service activities	-	-	40,260	393
J61909	Other telecommunications service activities, n.e.c.	38,919	35,575	10,568	1,004
J62010	Computer programming activities	46,232	96,319	609,365	332,212
J62090	Other information technology and computer service activities	-	40,326	28,834	3,114
J63111	Data processing	-	9,760	492,112	76,701
J63112	Website hosting services	s	s	s	s
J63113	Application hosting services	-	1,543	11,737	3,680
J63990	Other information service activities, n.e.c.	s	s	s	s

TABLE 5a Number of Establishments and Cost by Type for Information and Communication Establishments with Total Employment of 20 and Over  
by Industry Sub-Class: Philippines, 2010 *(Continued)*

(Value in thousand pesos. Details may not add up to total due to rounding and/or statistical disclosure control)

2009 PSIC Code	Region / Industry Description	Cost			
		Goods Purchased for Resale	Bad and Doubtful Debts	Depreciation of Fixed Assets	Foreign Exchange Losses
		(11)	(12)	(13)	(14)
	<b>National Capital Region</b>	<b>706,318</b>	<b>19,134,647</b>	<b>35,452,846</b>	<b>1,214,418</b>
J58110	Book publishing	-	19,136	89,306	1,225
J58130	Publishing of newspapers, journals and periodicals	-	2,419	181,004	692
J58190	Other publishing activities	-	1,004	2,967	485
J58200	Software publishing	-	36,887	60,476	25,867
J59110	Motion picture, video and television programme activities	-	27,292	48,606	102,841
J59120	Motion picture, video and television programme post-production activities	-	1,381	25,862	792
J59140	Motion picture projection activities	-	1,110	298,253	12
J59201	Sound recording activities	-	3,582	6,290	-
J59202	Publishing of music	S	S	S	S
J60101	Radio broadcasting and relay station and studios	-	378,426	1,561,218	1,902
J60201	Television broadcasting and relay stations and studios including closed circuit television services	-	27,171	496,798	-
J60202	Television program production	-	15,459	44,429	313
J61101	Wired (landline) services	424,000	315,822	26,397,616	529,420
J61102	Wired internet access service activities (e.g. dsl, leased line, dial-up)	-	23,226	322,994	76,000
J61109	Other wired telecommunications activities	-	65,134	204,497	-
J61202	Mobile telecommunications services	197,167	17,864,525	3,880,002	3,158
J61203	Wireless internet access services (e.g. internet service provider, broadband)	-	2,701	150,997	20,038
J61209	Other wireless telecommunication services, n.e.c.	S	S	S	S
J61300	Satellite telecommunications activities	-	168,809	719,030	57,370
J61902	Internet access in facilities open to the public service activities	-	-	40,260	393
J61909	Other telecommunications service activities, n.e.c.	38,919	35,575	10,500	1,004
J62010	Computer programming activities	46,232	96,265	412,848	320,592
J62090	Other information technology and computer service activities	-	40,326	28,834	3,114
J63111	Data processing	-	6,857	453,259	45,549
J63112	Website hosting services	S	S	S	S
J63113	Application hosting services	-	1,543	11,737	3,680
J63990	Other information service activities, n.e.c.	S	S	S	S
	<b>Cordillera Administrative Region</b>	<b>-</b>	<b>442</b>	<b>4,311</b>	<b>-</b>
J58130	Publishing of newspapers, journals and periodicals	S	S	S	S
J59140	Motion picture projection activities	S	S	S	S
J60101	Radio broadcasting and relay station and studios	S	S	S	S
J61300	Satellite telecommunications activities	S	S	S	S

TABLE 5a Number of Establishments and Cost by Type for Information and Communication Establishments with Total Employment of 20 and Over  
by Industry Sub-Class: Philippines, 2010 *(Continued)*

(Value in thousand pesos. Details may not add up to total due to rounding and/or statistical disclosure control)

2009 PSIC Code	Region / Industry Description	Cost			
		Goods Purchased for Resale	Bad and Doubtful Debts	Depreciation of Fixed Assets	Foreign Exchange Losses
		(11)	(12)	(13)	(14)
	<b>I-Ilocos Region</b>	-	<b>926</b>	<b>6,011</b>	-
J60101	Radio broadcasting and relay station and studios	S	S	S	S
J60201	Television broadcasting and relay stations and studios including closed circuit television services	S	S	S	S
J61300	Satellite telecommunications activities	S	S	S	S
J63112	Website hosting services	S	S	S	S
	<b>II - Cagayan Valley</b>	-	-	<b>1,259</b>	-
J60101	Radio broadcasting and relay station and studios	S	S	S	S
J61300	Satellite telecommunications activities	S	S	S	S
	<b>III - Central Luzon</b>	<b>2,274</b>	<b>1,660</b>	<b>109,294</b>	<b>1,813</b>
J58110	Book publishing	S	S	S	S
J58130	Publishing of newspapers, journals and periodicals	S	S	S	S
J59140	Motion picture projection activities	1,235	-	20,185	-
J60101	Radio broadcasting and relay station and studios	S	S	S	S
J61101	Wired (landline) services	-	831	31,967	-
J61300	Satellite telecommunications activities	1,038	20	28,652	-
J62010	Computer programming activities	-	54	2,737	1,540
J63111	Data processing	-	-	15,799	270
	<b>IVA - CALABARZON</b>	-	<b>1,945</b>	<b>48,789</b>	<b>283</b>
J58110	Book publishing	S	S	S	S
J58200	Software publishing	S	S	S	S
J59140	Motion picture projection activities	-	-	10,707	-
J60101	Radio broadcasting and relay station and studios	S	S	S	S
J61101	Wired (landline) services	-	-	39,315	-
J61109	Other wired telecommunications activities	-	-	-	-
J61300	Satellite telecommunications activities	-	-	13,791	-
J62010	Computer programming activities	-	-	2,259	283
J63111	Data processing	S	S	S	S
	<b>IVB - MIMAROPA</b>	-	<b>49</b>	<b>3,182</b>	-
J61101	Wired (landline) services	S	S	S	S
J61300	Satellite telecommunications activities	S	S	S	S



TABLE 5a Number of Establishments and Cost by Type for Information and Communication Establishments with Total Employment of 20 and Over  
by Industry Sub-Class: Philippines, 2010 *(Continued)*

(Value in thousand pesos. Details may not add up to total due to rounding and/or statistical disclosure control)

2009 PSIC Code	Region / Industry Description	Cost			
		Goods Purchased for Resale	Bad and Doubtful Debts	Depreciation of Fixed Assets	Foreign Exchange Losses
		(11)	(12)	(13)	(14)
V - Bicol Region		-	266	12,980	1,208
J59140	Motion picture projection activities	S	S	S	S
J60101	Radio broadcasting and relay station and studios	S	S	S	S
J61101	Wired (landline) services	S	S	S	S
J61300	Satellite telecommunications activities	S	S	S	S
J61901	Telephone access in facilities open to the public service activities	S	S	S	S
J63111	Data processing	S	S	S	S
VI - Western Visayas		-	1,329	30,209	-
J58130	Publishing of newspapers, journals and periodicals	S	S	S	S
J60101	Radio broadcasting and relay station and studios	S	S	S	S
J61101	Wired (landline) services	-	137	13,668	-
J61300	Satellite telecommunications activities	-	782	15,503	-
VII - Central Visayas		-	42,285	333,236	142,834
J58110	Book publishing	}			
J58120	Publishing of directories and mailing lists	}	-	19,422	6,781
J58130	Publishing of newspapers, journals and periodicals	}			100,126
J58200	Software publishing	-	-	1,038	2,434
J59110	Motion picture, video and television programme activities	}			
J59140	Motion picture projection activities	}	-	2,495	21,065
J60101	Radio broadcasting and relay station and studios	-	724	11,886	802
J60201	Television broadcasting and relay stations and studios including closed circuit television services	S	S	S	-
J61109	Other wired telecommunications activities	S	S	S	S
J61300	Satellite telecommunications activities	S	S	S	S
J61909	Other telecommunications service activities, n.e.c.	S	S	S	S
J62010	Computer programming activities	-	-	191,282	9,798
J63111	Data processing	-	1,181	11,432	29,674
VIII - Eastern Visayas		-	5	9,971	-
J60101	Radio broadcasting and relay station and studios	S	S	S	S
J61101	Wired (landline) services	S	S	S	S
J61300	Satellite telecommunications activities	S	S	S	S
J63111	Data processing	S	S	S	S

TABLE 5a Number of Establishments and Cost by Type for Information and Communication Establishments with Total Employment of 20 and Over  
by Industry Sub-Class: Philippines, 2010 *(Continued)*

(Value in thousand pesos. Details may not add up to total due to rounding and/or statistical disclosure control)

2009 PSIC Code	Region / Industry Description	Cost			
		Goods Purchased for Resale	Bad and Doubtful Debts	Depreciation of Fixed Assets	Foreign Exchange Losses
		(11)	(12)	(13)	(14)
	<b>IX - Zamboanga Peninsula</b>	<b>S</b>	<b>S</b>	<b>S</b>	<b>S</b>
J61101	Wired (landline) services	S	S	S	S
J61300	Satellite telecommunications activities	S	S	S	S
	<b>X - Northern Mindanao</b>	<b>-</b>	<b>8,108</b>	<b>62,246</b>	<b>-</b>
J58130	Publishing of newspapers, journals and periodicals	S	S	S	S
J59140	Motion picture projection activities	-	-	2,907	-
J60101	Radio broadcasting and relay station and studios	-	135	676	-
J60201	Television broadcasting and relay stations and studios including closed circuit television services	S	S	S	S
J61101	Wired (landline) services	-	7,941	44,010	-
J61300	Satellite telecommunications activities	S	S	S	S
J62010	Computer programming activities	S	S	S	S
	<b>XI - Davao Region</b>	<b>-</b>	<b>10,716</b>	<b>55,724</b>	<b>-</b>
J58130	Publishing of newspapers, journals and periodicals	S	S	S	S
J60101	Radio broadcasting and relay station and studios	-	9,856	48,448	-
J61300	Satellite telecommunications activities	S	S	S	S
	<b>XII - SOCCSKSARGEN</b>	<b>446</b>	<b>4</b>	<b>29,785</b>	<b>41</b>
J60101	Radio broadcasting and relay station and studios	-	-	1,509	-
J61101	Wired (landline) services	446	-	27,901	41
J61300	Satellite telecommunications activities	S	S	S	S
J62010	Computer programming activities	S	S	S	S
	<b>XIII - Caraga</b>	<b>S</b>	<b>S</b>	<b>S</b>	<b>S</b>
J60101	Radio broadcasting and relay station and studios	S	S	S	S
J61300	Satellite telecommunications activities	S	S	S	S

TABLE 5a Number of Establishments and Cost by Type for Information and Communication Establishments with Total Employment of 20 and Over  
by Industry Sub-Class: Philippines, 2010 *(Continued)*

(Value in thousand pesos. Details may not add up to total due to rounding and/or statistical disclosure control)

2009 PSIC Code	Region / Industry Description	Cost			
		Environmental Protection Expense	Royalty Fee	Franchise Fee	Other Cost
		(15)	(16)	(17)	(18)
	<b>Philippines</b>	<b>651</b>	<b>596,224</b>	<b>1,192,801</b>	<b>7,826,302</b>
J58110	Book publishing	-	100,510	-	43,841
J58120	Publishing of directories and mailing lists	a/	a/	a/	a/
J58130	Publishing of newspapers, journals and periodicals	-	1,800	9,412	20,350
J58190	Other publishing activities	-	27,088	-	-
J58200	Software publishing	-	-	-	38,861
J59110	Motion picture, video and television programme activities	-	76,123	-	73,272
J59120	Motion picture, video and television programme post-production activities	-	-	-	7,897
J59140	Motion picture projection activities	-	5,719	-	213,761
J59201	Sound recording activities	-	61,472	-	2,126
J59202	Publishing of music	s	s	s	s
J60101	Radio broadcasting and relay station and studios	25	-	131	1,145,464
J60201	Television broadcasting and relay stations and studios including closed circuit television services	-	-	-	40,258
J60202	Television program production	-	263	-	116,085
J61101	Wired (landline) services	-	-	2,095	4,597,532
J61102	Wired internet access service activities (e.g. dsl, leased line, dial-up)	-	-	-	6,060
J61109	Other wired telecommunications activities	-	-	-	5,022
J61202	Mobile telecommunications services	-	120,301	402,926	946,046
J61203	Wireless internet access services (e.g. internet service provider, broadband)	-	-	-	42,294
J61209	Other wireless telecommunication services, n.e.c.	s	s	s	s
J61300	Satellite telecommunications activities	-	52,201	660,690	199,507
J61901	Telephone access in facilities open to the public service activities	s	s	s	s
J61902	Internet access in facilities open to the public service activities	-	-	-	1,740
J61909	Other telecommunications service activities, n.e.c.	-	-	-	20,306
J62010	Computer programming activities	626	129,735	117,545	221,763
J62090	Other information technology and computer service activities	-	-	-	13,788
J63111	Data processing	-	-	-	60,552
J63112	Website hosting services	s	s	s	s
J63113	Application hosting services	-	18,700	-	8,156
J63990	Other information service activities, n.e.c.	s	s	s	s

TABLE 5a Number of Establishments and Cost by Type for Information and Communication Establishments with Total Employment of 20 and Over by Industry Sub-Class: Philippines, 2010 *(Continued)*

(Value in thousand pesos. Details may not add up to total due to rounding and/or statistical disclosure control)

2009 PSIC Code	Region / Industry Description	Cost			
		Environmental Protection Expense	Royalty Fee	Franchise Fee	Other Cost
		(15)	(16)	(17)	(18)
	<b>National Capital Region</b>	<b>506</b>	<b>537,495</b>	<b>1,180,106</b>	<b>7,711,228</b>
J58110	Book publishing	-	92,402	-	40,356
J58130	Publishing of newspapers, journals and periodicals	-	1,800	9,412	19,520
J58190	Other publishing activities	-	-	-	-
J58200	Software publishing	-	-	-	38,861
J59110	Motion picture, video and television programme activities	-	76,123	-	72,041
J59120	Motion picture, video and television programme post-production activities	-	-	-	7,897
J59140	Motion picture projection activities	-	5,719	-	203,512
J59201	Sound recording activities	-	61,472	-	2,126
J59202	Publishing of music	s	s	s	s
J60101	Radio broadcasting and relay station and studios	-	-	-	1,109,918
J60201	Television broadcasting and relay stations and studios including closed circuit television services	-	-	-	533
J60202	Television program production	-	263	-	116,085
J61101	Wired (landline) services	-	-	-	4,587,188
J61102	Wired internet access service activities (e.g. dsl, leased line, dial-up)	-	-	-	6,060
J61109	Other wired telecommunications activities	-	-	-	1,798
J61202	Mobile telecommunications services	-	120,301	402,926	946,046
J61203	Wireless internet access services (e.g. internet service provider, broadband)	-	-	-	42,294
J61209	Other wireless telecommunication services, n.e.c.	s	s	s	s
J61300	Satellite telecommunications activities	-	30,308	650,222	194,691
J61902	Internet access in facilities open to the public service activities	-	-	-	1,740
J61909	Other telecommunications service activities, n.e.c.	-	-	-	20,306
J62010	Computer programming activities	506	128,094	117,545	221,363
J62090	Other information technology and computer service activities	-	-	-	13,788
J63111	Data processing	-	-	-	55,329
J63112	Website hosting services	s	s	s	s
J63113	Application hosting services	-	18,700	-	8,156
J63990	Other information service activities, n.e.c.	s	s	s	s
	<b>Cordillera Administrative Region</b>	<b>-</b>	<b>-</b>	<b>36</b>	<b>6,828</b>
J58130	Publishing of newspapers, journals and periodicals	s	s	s	s
J59140	Motion picture projection activities	s	s	s	s
J60101	Radio broadcasting and relay station and studios	s	s	s	s
J61300	Satellite telecommunications activities	s	s	s	s

TABLE 5a Number of Establishments and Cost by Type for Information and Communication Establishments with Total Employment of 20 and Over  
by Industry Sub-Class: Philippines, 2010 *(Continued)*

(Value in thousand pesos. Details may not add up to total due to rounding and/or statistical disclosure control)

2009 PSIC Code	Region / Industry Description	Cost			
		Environmental Protection Expense	Royalty Fee	Franchise Fee	Other Cost
		(15)	(16)	(17)	(18)
I-Ilocos Region		-	-	-	49
J60101	Radio broadcasting and relay station and studios	S	S	S	S
J60201	Television broadcasting and relay stations and studios including closed circuit television services	S	S	S	S
J61300	Satellite telecommunications activities	S	S	S	S
J63112	Website hosting services	S	S	S	S
II - Cagayan Valley		-	-	133	-
J60101	Radio broadcasting and relay station and studios	S	S	S	S
J61300	Satellite telecommunications activities	S	S	S	S
III - Central Luzon		-	210	1,243	9,230
J58110	Book publishing	S	S	S	S
J58130	Publishing of newspapers, journals and periodicals	S	S	S	S
J59140	Motion picture projection activities	-	-	-	1,622
J60101	Radio broadcasting and relay station and studios	S	S	S	S
J61101	Wired (landline) services	-	-	722	1,577
J61300	Satellite telecommunications activities	-	-	521	2,280
J62010	Computer programming activities	-	-	-	-
J63111	Data processing	-	-	-	1,347
IVA - CALABARZON		-	3,084	183	13,499
J58110	Book publishing	S	S	S	S
J58200	Software publishing	S	S	S	S
J59140	Motion picture projection activities	-	-	-	2,149
J60101	Radio broadcasting and relay station and studios	S	S	S	S
J61101	Wired (landline) services	-	177	-	7,584
J61109	Other wired telecommunications activities	-	-	-	-
J61300	Satellite telecommunications activities	-	177	-	1,136
J62010	Computer programming activities	-	-	-	386
J63111	Data processing	S	S	S	S
IVB - MIMAROPA		-	-	266	195
J61101	Wired (landline) services	S	S	S	S
J61300	Satellite telecommunications activities	S	S	S	S

TABLE 5a Number of Establishments and Cost by Type for Information and Communication Establishments with Total Employment of 20 and Over  
by Industry Sub-Class: Philippines, 2010 *(Continued)*

(Value in thousand pesos. Details may not add up to total due to rounding and/or statistical disclosure control)

2009 PSIC Code	Region / Industry Description	Cost			
		Environmental Protection Expense	Royalty Fee	Franchise Fee	Other Cost
		(15)	(16)	(17)	(18)
V - Bicol Region		-	-	-	10
J59140	Motion picture projection activities	S	S	S	S
J60101	Radio broadcasting and relay station and studios	S	S	S	S
J61101	Wired (landline) services	S	S	S	S
J61300	Satellite telecommunications activities	S	S	S	S
J61901	Telephone access in facilities open to the public service activities	S	S	S	S
J63111	Data processing	S	S	S	S
VI - Western Visayas		-	-	473	980
J58130	Publishing of newspapers, journals and periodicals	S	S	S	S
J60101	Radio broadcasting and relay station and studios	S	S	S	S
J61101	Wired (landline) services	-	-	173	50
J61300	Satellite telecommunications activities	-	-	300	-
VII - Central Visayas		145	33,719	95	45,757
J58110	Book publishing	}			
J58120	Publishing of directories and mailing lists	}			
J58130	Publishing of newspapers, journals and periodicals	}			
J58200	Software publishing	-	-	-	-
J59110	Motion picture, video and television programme activities	}			
J59140	Motion picture projection activities	}			
J60101	Radio broadcasting and relay station and studios	25	-	95	1,474
J60201	Television broadcasting and relay stations and studios including closed circuit television services	S	S	S	S
J61109	Other wired telecommunications activities	S	S	S	S
J61300	Satellite telecommunications activities	S	S	S	S
J61909	Other telecommunications service activities, n.e.c.	S	S	S	S
J62010	Computer programming activities	120	1,641	-	14
J63111	Data processing	-	-	-	10
VIII - Eastern Visayas		-	-	-	347
J60101	Radio broadcasting and relay station and studios	S	S	S	S
J61101	Wired (landline) services	S	S	S	S
J61300	Satellite telecommunications activities	S	S	S	S
J63111	Data processing	S	S	S	S

TABLE 5a Number of Establishments and Cost by Type for Information and Communication Establishments with Total Employment of 20 and Over  
by Industry Sub-Class: Philippines, 2010 *(Concluded)*

(Value in thousand pesos. Details may not add up to total due to rounding and/or statistical disclosure control)

2009 PSIC Code	Region / Industry Description	Cost			
		Environmental Protection Expense	Royalty Fee	Franchise Fee	Other Cost
		(15)	(16)	(17)	(18)
	IX - Zamboanga Peninsula	S	S	S	S
J61101	Wired (landline) services	S	S	S	S
J61300	Satellite telecommunications activities	S	S	S	S
	X - Northern Mindanao	-	21,716	9,742	1,886
J58130	Publishing of newspapers, journals and periodicals	S	S	S	S
J59140	Motion picture projection activities	-	-	-	-
J60101	Radio broadcasting and relay station and studios	-	-	-	1,157
J60201	Television broadcasting and relay stations and studios including closed circuit television services	S	S	S	S
J61101	Wired (landline) services	-	-	229	-
J61300	Satellite telecommunications activities	S	S	S	S
J62010	Computer programming activities	S	S	S	S
	XI - Davao Region	-	-	-	29,148
J58130	Publishing of newspapers, journals and periodicals	S	S	S	S
J60101	Radio broadcasting and relay station and studios	-	-	-	28,296
J61300	Satellite telecommunications activities	S	S	S	S
	XII - SOCCSKSARGEN	-	-	523	6,998
J60101	Radio broadcasting and relay station and studios	-	-	-	629
J61101	Wired (landline) services	-	-	523	6,113
J61300	Satellite telecommunications activities	S	S	S	S
J62010	Computer programming activities	S	S	S	S
	XIII - Caraga	S	S	S	S
J60101	Radio broadcasting and relay station and studios	S	S	S	S
J61300	Satellite telecommunications activities	S	S	S	S

a/ - combined with J58190

TABLE 5a.1 Number of Establishments and Cost of Industrial Services Done by Others by Type for Information and Communication Establishments with Total Employment of 20 and Over by Industry Sub-Class: Philippines, 2010

(Value in thousand pesos. Details may not add up to total due to rounding and/or statistical disclosure control)

2009 PSIC Code	Region / Industry Description	Number of Establishments	Industrial Services Done by Others		
			Total	Contract and Commission Work	Other Industrial Services
		(1)	(2)	(3)	(4)
	<b>Philippines</b>	<b>599</b>	<b>21,920,789</b>	<b>9,249,961</b>	<b>12,670,828</b>
J58110	Book publishing	32	65,017	28,016	37,000
J58120	Publishing of directories and mailing lists	a/	a/	a/	a/
J58130	Publishing of newspapers, journals and periodicals	37	1,944,317	1,905,824	38,493
J58190	Other publishing activities	5	1,964	1,671	293
J58200	Software publishing	12	212,616	187,795	24,821
J59110	Motion picture, video and television programme activities	11	20,399	4,472	15,926
J59120	Motion picture, video and television programme post-production activities	9	2,383	-	2,383
J59140	Motion picture projection activities	32	127,758	61,823	65,935
J59201	Sound recording activities	6	295	-	295
J59202	Publishing of music	s	s	s	s
J60101	Radio broadcasting and relay station and studios	54	1,342,675	1,294,752	47,923
J60201	Television broadcasting and relay stations and studios including closed circuit television services	9	338,197	98,705	239,493
J60202	Television program production	9	400,965	399,714	1,250
J61101	Wired (landline) services	25	9,213,460	626,169	8,587,291
J61102	Wired internet access service activities (e.g. dsl, leased line, dial-up)	4	9,258	553	8,706
J61109	Other wired telecommunications activities	6	149,153	60,226	88,927
J61202	Mobile telecommunications services	3	2,728,085	-	2,728,085
J61203	Wireless internet access services (e.g. internet service provider, broadband)	11	75,687	2,000	73,687
J61209	Other wireless telecommunication services, n.e.c.	s	s	s	s
J61300	Satellite telecommunications activities	54	2,966,323	2,834,967	131,356
J61901	Telephone access in facilities open to the public service activities	s	s	s	s
J61902	Internet access in facilities open to the public service activities	3	34,926	-	34,926
J61909	Other telecommunications service activities, n.e.c.	9	226,152	214,517	11,635
J62010	Computer programming activities	191	1,238,326	1,142,762	95,563
J62090	Other information technology and computer service activities	13	49,107	41,828	7,279
J63111	Data processing	48	765,552	338,558	426,994
J63112	Website hosting services	s	s	s	s
J63113	Application hosting services	8	4,808	4,424	384
J63990	Other information service activities, n.e.c.	s	s	s	s



TABLE 5a.1 Number of Establishments and Cost of Industrial Services Done by Others by Type for Information and Communication Establishments with Total Employment of 20 and Over by Industry Sub-Class: Philippines, 2010 *(Continued)*

(Value in thousand pesos. Details may not add up to total due to rounding and/or statistical disclosure control)

2009 PSIC Code	Region / Industry Description	Number of Establishments	Industrial Services Done by Others		
			Total	Contract and Commission Work	Other Industrial Services
		(1)	(2)	(3)	(4)
National Capital Region		431	21,271,541	8,777,016	12,494,525
J58110	Book publishing	29	59,392	24,886	34,506
J58130	Publishing of newspapers, journals and periodicals	28	1,881,356	1,845,462	35,894
J58190	Other publishing activities	3	1,887	1,671	216
J58200	Software publishing	8	199,763	174,992	24,771
J59110	Motion picture, video and television programme activities	10	17,902	4,472	13,429
J59120	Motion picture, video and television programme post-production activities	9	2,383	-	2,383
J59140	Motion picture projection activities	16	120,544	61,823	58,722
J59201	Sound recording activities	6	295	-	295
J59202	Publishing of music	s	s	s	s
J60101	Radio broadcasting and relay station and studios	20	1,302,752	1,270,452	32,300
J60201	Television broadcasting and relay stations and studios including closed circuit television services	6	307,937	73,742	234,195
J60202	Television program production	9	400,965	399,714	1,250
J61101	Wired (landline) services	4	9,150,580	619,332	8,531,248
J61102	Wired internet access service activities (e.g. dsl, leased line, dial-up)	4	9,258	553	8,706
J61109	Other wired telecommunications activities	4	77,325	3,002	74,323
J61202	Mobile telecommunications services	3	2,728,085	-	2,728,085
J61203	Wireless internet access services (e.g. internet service provider, broadband)	11	75,687	2,000	73,687
J61209	Other wireless telecommunication services, n.e.c.	s	s	s	s
J61300	Satellite telecommunications activities	18	2,933,350	2,820,608	112,742
J61902	Internet access in facilities open to the public service activities	3	34,926	-	34,926
J61909	Other telecommunications service activities, n.e.c.	8	225,480	213,845	11,635
J62010	Computer programming activities	170	1,117,589	1,057,241	60,348
J62090	Other information technology and computer service activities	13	49,107	41,828	7,279
J63111	Data processing	35	568,685	156,968	411,717
J63112	Website hosting services	s	s	s	s
J63113	Application hosting services	8	4,808	4,424	384
J63990	Other information service activities, n.e.c.	s	s	s	s
Cordillera Administrative Region		5	2,855	1,552	1,303
J58130	Publishing of newspapers, journals and periodicals	s	s	s	s
J59140	Motion picture projection activities	s	s	s	s
J60101	Radio broadcasting and relay station and studios	s	s	s	s
J61300	Satellite telecommunications activities	s	s	s	s

TABLE 5a.1 Number of Establishments and Cost of Industrial Services Done by Others by Type for Information and Communication Establishments with Total Employment of 20 and Over by Industry Sub-Class: Philippines, 2010 *(Continued)*

(Value in thousand pesos. Details may not add up to total due to rounding and/or statistical disclosure control)

2009 PSIC Code	Region / Industry Description	Number of Establishments	Industrial Services Done by Others		
			Total	Contract and Commission Work	Other Industrial Services
		(1)	(2)	(3)	(4)
I-Ilocos Region		4	4,298	1,183	3,115
J60101	Radio broadcasting and relay station and studios	s	s	s	s
J60201	Television broadcasting and relay stations and studios including closed circuit television services	s	s	s	s
J61300	Satellite telecommunications activities	s	s	s	s
J63112	Website hosting services	s	s	s	s
II - Cagayan Valley		3	48	-	48
J60101	Radio broadcasting and relay station and studios	s	s	s	s
J61300	Satellite telecommunications activities	s	s	s	s
III - Central Luzon		24	11,604	4,271	7,333
J58110	Book publishing	s	s	s	s
J58130	Publishing of newspapers, journals and periodicals	s	s	s	s
J59140	Motion picture projection activities	4	1,345	-	1,345
J60101	Radio broadcasting and relay station and studios	s	s	s	s
J61101	Wired (landline) services	4	4,255	-	4,255
J61300	Satellite telecommunications activities	4	253	253	-
J62010	Computer programming activities	4	-	-	-
J63111	Data processing	4	1,187	-	1,187
IVA - CALABARZON		24	252,374	218,075	34,299
J58110	Book publishing	s	s	s	s
J58200	Software publishing	s	s	s	s
J59140	Motion picture projection activities	5	1,537	-	1,537
J60101	Radio broadcasting and relay station and studios	s	s	s	s
J61101	Wired (landline) services	10	157,139	115,691	41,448
J61109	Other wired telecommunications activities				
J61300	Satellite telecommunications activities	8	13,483	1,243	12,240
J62010	Computer programming activities	3	2,292	864	1,428
J63111	Data processing	s	s	s	s
IVB - MIMAROPA		3	457	191	266
J61101	Wired (landline) services	s	s	s	s
J61300	Satellite telecommunications activities	s	s	s	s

TABLE 5a.1 Number of Establishments and Cost of Industrial Services Done by Others by Type for Information and Communication Establishments with Total Employment of 20 and Over by Industry Sub-Class: Philippines, 2010 *(Continued)*

(Value in thousand pesos. Details may not add up to total due to rounding and/or statistical disclosure control)

2009 PSIC Code	Region / Industry Description	Number of Establishments	Industrial Services Done by Others		
			Total	Contract and Commission Work	Other Industrial Services
		(1)	(2)	(3)	(4)
V - Bicol Region		6	4,122	2,731	1,391
J59140	Motion picture projection activities	s	s	s	s
J60101	Radio broadcasting and relay station and studios	s	s	s	s
J61101	Wired (landline) services	s	s	s	s
J61300	Satellite telecommunications activities	s	s	s	s
J61901	Telephone access in facilities open to the public service activities	s	s	s	s
J63111	Data processing	s	s	s	s
VI - Western Visayas		14	15,465	13,069	2,397
J58130	Publishing of newspapers, journals and periodicals	s	s	s	s
J60101	Radio broadcasting and relay station and studios	s	s	s	s
J61101	Wired (landline) services	3	722	-	722
J61300	Satellite telecommunications activities	5	895	216	679
VII - Central Visayas		43	231,497	174,168	57,330
J58110	Book publishing	}			
J58120	Publishing of directories and mailing lists	}	6	41,901	37,855
J58130	Publishing of newspapers, journals and periodicals	}			
J58200	Software publishing	3	12,853	12,803	50
J59110	Motion picture, video and television programme activities	}			
J59140	Motion picture projection activities	}	3	2,497	-
J60101	Radio broadcasting and relay station and studios	9	7,668	1,210	6,458
J60201	Television broadcasting and relay stations and studios including closed circuit television services	s	s	s	s
J61109	Other wired telecommunications activities	s	s	s	s
J61300	Satellite telecommunications activities	s	s	s	s
J61909	Other telecommunications service activities, n.e.c.	s	s	s	s
J62010	Computer programming activities	12	118,445	84,658	33,787
J63111	Data processing	6	11,808	1,316	10,492
VIII - Eastern Visayas		6	24,427	24,343	84
J60101	Radio broadcasting and relay station and studios	s	s	s	s
J61101	Wired (landline) services	s	s	s	s
J61300	Satellite telecommunications activities	s	s	s	s
J63111	Data processing	s	s	s	s

TABLE 5a.1 Number of Establishments and Cost of Industrial Services Done by Others by Type for Information and Communication Establishments with Total Employment of 20 and Over by Industry Sub-Class: Philippines, 2010 *(Concluded)*

(Value in thousand pesos. Details may not add up to total due to rounding and/or statistical disclosure control)

2009 PSIC Code	Region / Industry Description	Number of Establishments	Industrial Services Done by Others		
			Total	Contract and Commission Work	Other Industrial Services
		(1)	(2)	(3)	(4)
	<b>IX - Zamboanga Peninsula</b>	<b>S</b>	<b>S</b>	<b>S</b>	<b>S</b>
J61101	Wired (landline) services	S	S	S	S
J61300	Satellite telecommunications activities	S	S	S	S
	<b>X - Northern Mindanao</b>	<b>14</b>	<b>61,186</b>	<b>1,196</b>	<b>59,990</b>
J58130	Publishing of newspapers, journals and periodicals	S	S	S	S
J59140	Motion picture projection activities	3	2,435	-	2,435
J60101	Radio broadcasting and relay station and studios	3	556	-	556
J60201	Television broadcasting and relay stations and studios including closed circuit television services	S	S	S	S
J61101	Wired (landline) services	3	50,239	-	50,239
J61300	Satellite telecommunications activities	S	S	S	S
J62010	Computer programming activities	S	S	S	S
	<b>XI - Davao Region</b>	<b>9</b>	<b>32,717</b>	<b>24,957</b>	<b>7,760</b>
J58130	Publishing of newspapers, journals and periodicals	S	S	S	S
J60101	Radio broadcasting and relay station and studios	4	23,688	16,996	6,692
J61300	Satellite telecommunications activities	S	S	S	S
	<b>XII - SOCCSKSARGEN</b>	<b>9</b>	<b>8,048</b>	<b>7,209</b>	<b>838</b>
J60101	Radio broadcasting and relay station and studios	3	925	373	552
J61101	Wired (landline) services	4	7,112	6,837	275
J61300	Satellite telecommunications activities	S	S	S	S
J62010	Computer programming activities	S	S	S	S
	<b>XIII - Caraga</b>	<b>S</b>	<b>S</b>	<b>S</b>	<b>S</b>
J60101	Radio broadcasting and relay station and studios	S	S	S	S
J61300	Satellite telecommunications activities	S	S	S	S

a/ - combined with J58190

TABLE 5a.2 Number of Establishments and Cost of Non-Industrial Services Done by Others by Type for Information and Communication  
Establishments with Total Employment of 20 and Over by Industry Sub-Class: Philippines, 2010

(Value in thousand pesos. Details may not add up to total due to rounding and/or statistical disclosure control)

2009 PSIC Code	Region / Industry Description	Number of Establishments	Non-Industrial Services Done by Others				
			Total	Rent Expense for Land	Rental Expense for Building and Structures	Other Rental Expenses	Other Non- Industrial Services
		(1)	(2)	(3)	(4)	(5)	(6)
	<b>Philippines</b>	<b>599</b>	<b>85,623,201</b>	<b>593,116</b>	<b>13,536,893</b>	<b>5,875,805</b>	<b>65,617,388</b>
J58110	Book publishing	32	498,195	716	58,263	31,290	407,927
J58120	Publishing of directories and mailing lists	a/	a/	a/	a/	a/	a/
J58130	Publishing of newspapers, journals and periodicals	37	1,772,913	677	38,651	5,590	1,727,996
J58190	Other publishing activities	5	118,453	-	8,343	8,406	101,704
J58200	Software publishing	12	994,310	-	122,017	10,661	861,632
J59110	Motion picture, video and television programme activities	11	2,283,282	6,981	129,811	8,615	2,137,875
J59120	Motion picture, video and television programme post-production activities	9	210,301	-	27,379	20,990	161,933
J59140	Motion picture projection activities	32	1,635,131	99,869	149,050	243,811	1,142,401
J59201	Sound recording activities	6	155,946	-	9,378	4,769	141,799
J59202	Publishing of music	s	s	s	s	s	s
J60101	Radio broadcasting and relay station and studios	54	9,783,765	6,784	63,606	56,072	9,657,303
J60201	Television broadcasting and relay stations and studios including closed circuit television services	9	5,255,932	3,240	260,749	594,853	4,397,090
J60202	Television program production	9	1,432,573	-	40,632	148,815	1,243,127
J61101	Wired (landline) services	25	24,688,137	343,186	8,893,996	2,094,278	13,356,677
J61102	Wired internet access service activities (e.g. dsl, leased line, dial-up)	4	333,478	-	71,354	35,269	226,855
J61109	Other wired telecommunications activities	6	312,512	2,010	41,013	57,227	212,262
J61202	Mobile telecommunications services	3	21,817,445	-	1,525,734	1,555,534	18,736,177
J61203	Wireless internet access services (e.g. internet service provider, broadband)	11	1,389,421	142	103,665	169,798	1,115,816
J61209	Other wireless telecommunication services, n.e.c.	s	s	s	s	s	s
J61300	Satellite telecommunications activities	54	4,368,798	21,155	228,072	120,329	3,999,241
J61901	Telephone access in facilities open to the public service activities	s	s	s	s	s	s
J61902	Internet access in facilities open to the public service activities	3	74,132	-	26,819	26,265	21,047
J61909	Other telecommunications service activities, n.e.c.	9	254,024	1,380	35,585	14,730	202,328
J62010	Computer programming activities	191	5,547,909	101,676	992,977	509,898	3,943,359
J62090	Other information technology and computer service activities	13	252,266	249	70,764	11,178	170,074
J63111	Data processing	48	2,053,192	3,891	586,979	140,410	1,321,912
J63112	Website hosting services	s	s	s	s	s	s
J63113	Application hosting services	8	204,401	1,157	24,270	3,988	174,986
J63990	Other information service activities, n.e.c.	s	s	s	s	s	s

TABLE 5a.2 Number of Establishments and Cost of Non-Industrial Services Done by Others by Type for Information and Communication  
Establishments with Total Employment of 20 and Over by Industry Sub-Class: Philippines, 2010 *(Continued)*

(Value in thousand pesos. Details may not add up to total due to rounding and/or statistical disclosure control)

2009 PSIC Code	Region / Industry Description	Number of Establishments	Non-Industrial Services Done by Others				
			Total	Rent Expense for Land	Rental Expense for Building and Structures	Other Rental Expenses	Other Non- Industrial Services
		(1)	(2)	(3)	(4)	(5)	(6)
	<b>National Capital Region</b>	<b>431</b>	<b>82,981,971</b>	<b>573,787</b>	<b>13,087,617</b>	<b>5,608,473</b>	<b>63,712,094</b>
J58110	Book publishing	29	489,857	716	57,779	31,290	400,072
J58130	Publishing of newspapers, journals and periodicals	28	1,685,338	677	34,229	5,405	1,645,026
J58190	Other publishing activities	3	16,462	-	7,719	2,353	6,390
J58200	Software publishing	8	958,215	-	109,147	7,783	841,285
J59110	Motion picture, video and television programme activities	10	2,181,292	-	90,399	8,550	2,082,343
J59120	Motion picture, video and television programme post-production activities	9	210,301	-	27,379	20,990	161,933
J59140	Motion picture projection activities	16	1,338,869	98,957	64,288	165,924	1,009,700
J59201	Sound recording activities	6	155,946	-	9,378	4,769	141,799
J59202	Publishing of music	s	s	s	s	s	s
J60101	Radio broadcasting and relay station and studios	20	9,259,296	4,182	49,914	21,589	9,183,612
J60201	Television broadcasting and relay stations and studios including closed circuit television services	6	4,828,546	3,166	258,611	581,585	3,985,183
J60202	Television program production	9	1,432,573	-	40,632	148,815	1,243,127
J61101	Wired (landline) services	4	24,570,731	341,821	8,889,158	2,067,314	13,272,439
J61102	Wired internet access service activities (e.g. dsl, leased line, dial-up)	4	333,478	-	71,354	35,269	226,855
J61109	Other wired telecommunications activities	4	213,147	2,010	18,320	57,227	135,590
J61202	Mobile telecommunications services	3	21,817,445	-	1,525,734	1,555,534	18,736,177
J61203	Wireless internet access services (e.g. internet service provider, broadband)	11	1,389,421	142	103,665	169,798	1,115,816
J61209	Other wireless telecommunication services, n.e.c.	s	s	s	s	s	s
J61300	Satellite telecommunications activities	18	4,100,594	17,559	140,271	104,002	3,838,763
J61902	Internet access in facilities open to the public service activities	3	74,132	-	26,819	26,265	21,047
J61909	Other telecommunications service activities, n.e.c.	8	251,200	1,380	32,903	14,658	202,259
J62010	Computer programming activities	170	5,301,882	97,880	898,284	489,890	3,815,829
J62090	Other information technology and computer service activities	13	252,266	249	70,764	11,178	170,074
J63111	Data processing	35	1,734,294	3,891	508,899	71,539	1,149,964
J63112	Website hosting services	s	s	s	s	s	s
J63113	Application hosting services	8	204,401	1,157	24,270	3,988	174,986
J63990	Other information service activities, n.e.c.	s	s	s	s	s	s
	<b>Cordillera Administrative Region</b>	<b>5</b>	<b>63,352</b>	<b>-</b>	<b>9,582</b>	<b>2</b>	<b>53,768</b>
J58130	Publishing of newspapers, journals and periodicals	s	s	s	s	s	s
J59140	Motion picture projection activities	s	s	s	s	s	s
J60101	Radio broadcasting and relay station and studios	s	s	s	s	s	s
J61300	Satellite telecommunications activities	s	s	s	s	s	s

TABLE 5a.2 Number of Establishments and Cost of Non-Industrial Services Done by Others by Type for Information and Communication  
Establishments with Total Employment of 20 and Over by Industry Sub-Class: Philippines, 2010 *(Continued)*

(Value in thousand pesos. Details may not add up to total due to rounding and/or statistical disclosure control)

2009 PSIC Code	Region / Industry Description	Number of Establishments	Non-Industrial Services Done by Others				
			Total	Rent Expense for Land	Rental Expense for Building and Structures	Other Rental Expenses	Other Non- Industrial Services
		(1)	(2)	(3)	(4)	(5)	(6)
	<b>Ilocos Region</b>	<b>4</b>	<b>58,580</b>	<b>37</b>	<b>1,794</b>	<b>7,742</b>	<b>49,007</b>
J60101	Radio broadcasting and relay station and studios	S	S	S	S	S	S
J60201	Television broadcasting and relay stations and studios including closed circuit television services	S	S	S	S	S	S
J61300	Satellite telecommunications activities	S	S	S	S	S	S
J63112	Website hosting services	S	S	S	S	S	S
	<b>II - Cagayan Valley</b>	<b>3</b>	<b>6,524</b>	<b>-</b>	<b>473</b>	<b>-</b>	<b>6,051</b>
J60101	Radio broadcasting and relay station and studios	S	S	S	S	S	S
J61300	Satellite telecommunications activities	S	S	S	S	S	S
	<b>III - Central Luzon</b>	<b>24</b>	<b>252,253</b>	<b>912</b>	<b>99,896</b>	<b>28,238</b>	<b>123,206</b>
J58110	Book publishing	S	S	S	S	S	S
J58130	Publishing of newspapers, journals and periodicals	S	S	S	S	S	S
J59140	Motion picture projection activities	4	31,620	912	1,392	2,960	26,356
J60101	Radio broadcasting and relay station and studios	S	S	S	S	S	S
J61101	Wired (landline) services	4	18,247	-	197	15,215	2,835
J61300	Satellite telecommunications activities	4	98,665	-	75,976	-	22,689
J62010	Computer programming activities	4	16,150	-	4,351	3,711	8,088
J63111	Data processing	4	69,795	-	16,866	2,750	50,179
	<b>IVA - CALABARZON</b>	<b>24</b>	<b>387,388</b>	<b>60</b>	<b>77,374</b>	<b>59,700</b>	<b>250,255</b>
J58110	Book publishing	S	S	S	S	S	S
J58200	Software publishing	S	S	S	S	S	S
J59140	Motion picture projection activities	5	121,052	-	39,120	42,859	39,073
J60101	Radio broadcasting and relay station and studios	S	S	S	S	S	S
J61101	Wired (landline) services	10	244,889	-	49,614	1,642	193,633
J61109	Other wired telecommunications activities						
J61300	Satellite telecommunications activities	8	47,663	-	4,998	1,642	41,023
J62010	Computer programming activities	3	21,380	-	2,654	877	17,848
J63111	Data processing	S	S	S	S	S	S
	<b>IVB - MIMAROPA</b>	<b>3</b>	<b>28,386</b>	<b>-</b>	<b>2,513</b>	<b>3,378</b>	<b>22,495</b>
J61101	Wired (landline) services	S	S	S	S	S	S
J61300	Satellite telecommunications activities	S	S	S	S	S	S

TABLE 5a.2 Number of Establishments and Cost of Non-Industrial Services Done by Others by Type for Information and Communication  
Establishments with Total Employment of 20 and Over by Industry Sub-Class: Philippines, 2010 *(Continued)*

(Value in thousand pesos. Details may not add up to total due to rounding and/or statistical disclosure control)

2009 PSIC Code	Region / Industry Description	Number of Establishments	Non-Industrial Services Done by Others				
			Total	Rent Expense for Land	Rental Expense for Building and Structures	Other Rental Expenses	Other Non- Industrial Services
		(1)	(2)	(3)	(4)	(5)	(6)
V - Bicol Region		6	12,067	85	2,744	272	8,966
J59140	Motion picture projection activities	S	S	S	S	S	S
J60101	Radio broadcasting and relay station and studios	S	S	S	S	S	S
J61101	Wired (landline) services	S	S	S	S	S	S
J61300	Satellite telecommunications activities	S	S	S	S	S	S
J61901	Telephone access in facilities open to the public service activities	S	S	S	S	S	S
J63111	Data processing	S	S	S	S	S	S
VI - Western Visayas		14	32,142	1,586	4,589	1,009	24,958
J58130	Publishing of newspapers, journals and periodicals	S	S	S	S	S	S
J60101	Radio broadcasting and relay station and studios	S	S	S	S	S	S
J61101	Wired (landline) services	3	4,940	1,194	-	-	3,746
J61300	Satellite telecommunications activities	5	14,351	20	937	975	12,419
VII - Central Visayas		43	1,236,535	14,926	225,776	121,291	874,541
J58110	Book publishing	6	178,999	-	3,745	6,076	169,178
J58120	Publishing of directories and mailing lists						
J58130	Publishing of newspapers, journals and periodicals						
J58200	Software publishing	3	33,478	-	11,885	1,754	19,838
J59110	Motion picture, video and television programme activities	3	163,671	6,981	70,880	24,455	61,353
J59140	Motion picture projection activities						
J60101	Radio broadcasting and relay station and studios						
J60201	Television broadcasting and relay stations and studios including closed circuit television services	9	129,179	1,094	3,583	15,731	108,770
J61109	Other wired telecommunications activities	S	S	S	S	S	S
J61300	Satellite telecommunications activities	S	S	S	S	S	S
J61909	Other telecommunications service activities, n.e.c.	S	S	S	S	S	S
J62010	Computer programming activities	12	207,819	3,796	87,097	15,420	101,506
J63111	Data processing	6	143,819	-	45,518	49,942	48,358
VIII - Eastern Visayas		6	23,091	-	6,673	4,988	11,431
J60101	Radio broadcasting and relay station and studios	S	S	S	S	S	S
J61101	Wired (landline) services	S	S	S	S	S	S
J61300	Satellite telecommunications activities	S	S	S	S	S	S
J63111	Data processing	S	S	S	S	S	S



TABLE 5a.2 Number of Establishments and Cost of Non-Industrial Services Done by Others by Type for Information and Communication  
Establishments with Total Employment of 20 and Over by Industry Sub-Class: Philippines, 2010 *(Concluded)*

(Value in thousand pesos. Details may not add up to total due to rounding and/or statistical disclosure control)

2009 PSIC Code	Region / Industry Description	Number of Establishments	Non-Industrial Services Done by Others				
			Total	Rent Expense for Land	Rental Expense for Building and Structures	Other Rental Expenses	Other Non- Industrial Services
		(1)	(2)	(3)	(4)	(5)	(6)
	<b>IX - Zamboanga Peninsula</b>	<b>S</b>	<b>S</b>	<b>S</b>	<b>S</b>	<b>S</b>	<b>S</b>
J61101	Wired (landline) services	S	S	S	S	S	S
J61300	Satellite telecommunications activities	S	S	S	S	S	S
	<b>X - Northern Mindanao</b>	<b>14</b>	<b>115,016</b>	<b>502</b>	<b>10,240</b>	<b>20,267</b>	<b>84,008</b>
J58130	Publishing of newspapers, journals and periodicals	S	S	S	S	S	S
J59140	Motion picture projection activities	3	20,905	-	4,016	7,677	9,212
J60101	Radio broadcasting and relay station and studios	3	10,917	464	1,344	-	9,109
J60201	Television broadcasting and relay stations and studios including closed circuit television services	S	S	S	S	S	S
J61101	Wired (landline) services	3	16,871	-	1,537	3,342	11,992
J61300	Satellite telecommunications activities	S	S	S	S	S	S
J62010	Computer programming activities	S	S	S	S	S	S
	<b>XI - Davao Region</b>	<b>9</b>	<b>365,416</b>	<b>949</b>	<b>4,353</b>	<b>15,586</b>	<b>344,527</b>
J58130	Publishing of newspapers, journals and periodicals	S	S	S	S	S	S
J60101	Radio broadcasting and relay station and studios	4	350,156	587	3,450	15,258	330,861
J61300	Satellite telecommunications activities	S	S	S	S	S	S
	<b>XII - SOCCSKSARGEN</b>	<b>9</b>	<b>48,887</b>	<b>272</b>	<b>1,896</b>	<b>4,135</b>	<b>42,584</b>
J60101	Radio broadcasting and relay station and studios	3	5,377	-	236	3	5,138
J61101	Wired (landline) services	4	42,322	112	1,173	3,972	37,065
J61300	Satellite telecommunications activities	S	S	S	S	S	S
J62010	Computer programming activities	S	S	S	S	S	S
	<b>XIII - Caraga</b>	<b>S</b>	<b>S</b>	<b>S</b>	<b>S</b>	<b>S</b>	<b>S</b>
J60101	Radio broadcasting and relay station and studios	S	S	S	S	S	S
J61300	Satellite telecommunications activities	S	S	S	S	S	S

a/ - combined with J58190

TABLE 6a Number of Establishments and Capital Expenditures by Type of Tangible Fixed Assets for Information and Communication  
Establishments with Total Employment of 20 and Over by Industry Sub-Class: Philippines, 2010

(Value in thousand pesos. Details may not add up to total due to rounding and/or statistical disclosure control)

2009 PSIC Code	Region / Industry Description	Number of Establishments	Capital Expenditures for Tangible Fixed Assets			
			Total	Land	Buildings, Other Structures and Land Improvements	Transport Equipment
	Philippines	599	67,766,020	161,347	2,908,958	1,589,768
J58110	Book publishing	32	79,005	-	6,454	13,872
J58120	Publishing of directories and mailing lists	a/	a/	a/	a/	a/
J58130	Publishing of newspapers, journals and periodicals	37	263,072	82,197	10,583	11,599
J58190	Other publishing activities	5	41,893	-	20,502	116
J58200	Software publishing	12	37,965	-	499	423
J59110	Motion picture, video and television programme activities	11	79,027	-	9,733	11,237
J59120	Motion picture, video and television programme post-production activities	9	5,053	-	182	1,450
J59140	Motion picture projection activities	32	270,449	-	113,484	2,571
J59201	Sound recording activities	6	5,247	-	691	-
J59202	Publishing of music	s	s	s	s	s
J60101	Radio broadcasting and relay station and studios	54	3,018,625	22,540	648,758	8,440
J60201	Television broadcasting and relay stations and studios including closed circuit television services	9	491,189	348	42,364	51,877
J60202	Television program production	9	101,045	-	6,907	5,551
J61101	Wired (landline) services	25	9,960,696	1,340	732,217	1,141,567
J61102	Wired internet access service activities (e.g. dsl, leased line, dial-up)	4	1,301,099	-	256,610	9,652
J61109	Other wired telecommunications activities	6	461,999	2,331	19,386	24,098
J61202	Mobile telecommunications services	3	48,344,574	52,084	282,553	232,509
J61203	Wireless internet access services (e.g. internet service provider, broadband)	11	118,816	-	1,428	13,163
J61209	Other wireless telecommunication services, n.e.c.	s	s	s	s	s
J61300	Satellite telecommunications activities	54	1,121,454	507	49,306	20,415
J61901	Telephone access in facilities open to the public service activities	s	s	s	s	s
J61902	Internet access in facilities open to the public service activities	3	918	-	-	-
J61909	Other telecommunications service activities, n.e.c.	9	13,869	-	109	2,516
J62010	Computer programming activities	191	835,461	-	151,826	14,366
J62090	Other information technology and computer service activities	13	33,471	-	6,372	2,322
J63111	Data processing	48	1,161,522	-	542,970	21,521
J63112	Website hosting services	s	s	s	s	s
J63113	Application hosting services	8	8,460	-	524	502
J63990	Other information service activities, n.e.c.	s	s	s	s	s

TABLE 6a Number of Establishments and Capital Expenditures by Type of Tangible Fixed Assets for Information and Communication Establishments with Total Employment of 20 and Over by Industry Sub-Class: Philippines, 2010 *(Continued)*

(Value in thousand pesos. Details may not add up to total due to rounding and/or statistical disclosure control)

2009 PSIC Code	Region / Industry Description	Number of Establishments	Capital Expenditures for Tangible Fixed Assets			
			Total	Land	Buildings, Other Structures and Land Improvements	Transport Equipment
		(1)	(2)	(3)	(4)	(5)
	National Capital Region	431	66,827,846	151,001	2,740,644	1,556,490
J58110	Book publishing	29	75,792	-	6,106	12,899
J58130	Publishing of newspapers, journals and periodicals	28	254,673	82,197	8,509	10,159
J58190	Other publishing activities	3	4,764	-	128	-
J58200	Software publishing	8	32,255	-	-	-
J59110	Motion picture, video and television programme activities	10	46,153	-	7,813	11,137
J59120	Motion picture, video and television programme post-production activities	9	5,053	-	182	1,450
J59140	Motion picture projection activities	16	237,100	-	106,620	2,571
J59201	Sound recording activities	6	5,247	-	691	-
J59202	Publishing of music	s	s	s	s	s
J60101	Radio broadcasting and relay station and studios	20	2,872,573	15,720	614,038	56
J60201	Television broadcasting and relay stations and studios including closed circuit television services	6	381,889	-	22,060	50,782
J60202	Television program production	9	101,045	-	6,907	5,551
J61101	Wired (landline) services	4	9,849,302	1,000	719,723	1,139,613
J61102	Wired internet access service activities (e.g. dsl, leased line, dial-up)	4	1,301,099	-	256,610	9,652
J61109	Other wired telecommunications activities	4	432,933	-	11,346	17,765
J61202	Mobile telecommunications services	3	48,344,574	52,084	282,553	232,509
J61203	Wireless internet access services (e.g. internet service provider, broadband)	11	118,816	-	1,428	13,163
J61209	Other wireless telecommunication services, n.e.c.	s	s	s	s	s
J61300	Satellite telecommunications activities	18	932,114	-	13,890	7,956
J61902	Internet access in facilities open to the public service activities	3	918	-	-	-
J61909	Other telecommunications service activities, n.e.c.	8	13,855	-	109	2,516
J62010	Computer programming activities	170	665,191	-	136,848	14,366
J62090	Other information technology and computer service activities	13	33,471	-	6,372	2,322
J63111	Data processing	35	1,103,821	-	532,874	21,521
J63112	Website hosting services	s	s	s	s	s
J63113	Application hosting services	8	8,460	-	524	502
J63990	Other information service activities, n.e.c.	s	s	s	s	s
	Cordillera Administrative Region	5	5,163	-	1,470	-
J58130	Publishing of newspapers, journals and periodicals	s	s	s	s	s
J59140	Motion picture projection activities	s	s	s	s	s
J60101	Radio broadcasting and relay station and studios	s	s	s	s	s
J61300	Satellite telecommunications activities	s	s	s	s	s

TABLE 6a Number of Establishments and Capital Expenditures by Type of Tangible Fixed Assets for Information and Communication Establishments with Total Employment of 20 and Over by Industry Sub-Class: Philippines, 2010 *(Continued)*

(Value in thousand pesos. Details may not add up to total due to rounding and/or statistical disclosure control)

2009 PSIC Code	Region / Industry Description	Number of Establishments	Capital Expenditures for Tangible Fixed Assets			
			Total	Land	Buildings, Other Structures and Land Improvements	Transport Equipment
		(1)	(2)	(3)	(4)	(5)
	<b>I-Ilocos Region</b>	<b>4</b>	<b>8,751</b>	<b>-</b>	<b>399</b>	<b>547</b>
J60101	Radio broadcasting and relay station and studios	S	S	S	S	S
J60201	Television broadcasting and relay stations and studios including closed circuit television services	S	S	S	S	S
J61300	Satellite telecommunications activities	S	S	S	S	S
J63112	Website hosting services	S	S	S	S	S
	<b>II - Cagayan Valley</b>	<b>3</b>	<b>4,633</b>	<b>-</b>	<b>-</b>	<b>185</b>
J60101	Radio broadcasting and relay station and studios	S	S	S	S	S
J61300	Satellite telecommunications activities	S	S	S	S	S
	<b>III - Central Luzon</b>	<b>24</b>	<b>161,458</b>	<b>-</b>	<b>49,874</b>	<b>5,099</b>
J58110	Book publishing	S	S	S	S	S
J58130	Publishing of newspapers, journals and periodicals	S	S	S	S	S
J59140	Motion picture projection activities	4	15,044	-	2,496	-
J60101	Radio broadcasting and relay station and studios	S	S	S	S	S
J61101	Wired (landline) services	4	39,156	-	8,701	-
J61300	Satellite telecommunications activities	4	72,579	-	32,025	3,668
J62010	Computer programming activities	4	-	-	-	-
J63111	Data processing	4	23,026	-	6,348	-
	<b>IVA - CALABARZON</b>	<b>24</b>	<b>67,720</b>	<b>-</b>	<b>6,669</b>	<b>11,755</b>
J58110	Book publishing	S	S	S	S	S
J58200	Software publishing	S	S	S	S	S
J59140	Motion picture projection activities	5	15,729	-	2,898	-
J60101	Radio broadcasting and relay station and studios	S	S	S	S	S
J61101	Wired (landline) services	10	37,337	-	1,251	16,386
J61109	Other wired telecommunications activities					
J61300	Satellite telecommunications activities	8	14,401	-	1,251	4,436
J62010	Computer programming activities	3	267	-	7	-
J63111	Data processing	S	S	S	S	S
	<b>IVB - MIMAROPA</b>	<b>3</b>	<b>-</b>	<b>-</b>	<b>-</b>	<b>-</b>
J61101	Wired (landline) services	S	S	S	S	S
J61300	Satellite telecommunications activities	S	S	S	S	S

TABLE 6a Number of Establishments and Capital Expenditures by Type of Tangible Fixed Assets for Information and Communication  
Establishments with Total Employment of 20 and Over by Industry Sub-Class: Philippines, 2010 *(Continued)*

(Value in thousand pesos. Details may not add up to total due to rounding and/or statistical disclosure control)

2009 PSIC Code	Region / Industry Description	Number of Establishments	Capital Expenditures for Tangible Fixed Assets				
			Total	Land	Buildings, Other Structures and Land Improvements	Transport Equipment	
							(1)
V - Bicol Region		6	14,890	-	3,307	-	
J59140	Motion picture projection activities	S	S	S	S	S	
J60101	Radio broadcasting and relay station and studios	S	S	S	S	S	
J61101	Wired (landline) services	S	S	S	S	S	
J61300	Satellite telecommunications activities	S	S	S	S	S	
J61901	Telephone access in facilities open to the public service activities	S	S	S	S	S	
J63111	Data processing	S	S	S	S	S	
VI - Western Visayas		14	17,100	1,749	4,277	810	
J58130	Publishing of newspapers, journals and periodicals	S	S	S	S	S	
J60101	Radio broadcasting and relay station and studios	S	S	S	S	S	
J61101	Wired (landline) services	3	11,290	340	173	810	
J61300	Satellite telecommunications activities	5	132	38	49		
VII - Central Visayas		43	476,414	4,325	69,243	3,849	
J58110	Book publishing	}	6	40,923	-	20,722	1,089
J58120	Publishing of directories and mailing lists						
J58130	Publishing of newspapers, journals and periodicals						
J58200	Software publishing	3	3,286	-	73	-	
J59110	Motion picture, video and television programme activities	}	3	32,874	-	1,921	100
J59140	Motion picture projection activities						
J60101	Radio broadcasting and relay station and studios						
J60201	Television broadcasting and relay stations and studios including closed circuit television services	S	S	S	S	S	
J61109	Other wired telecommunications activities	S	S	S	S	S	
J61300	Satellite telecommunications activities	S	S	S	S	S	
J61909	Other telecommunications service activities, n.e.c.	S	S	S	S	S	
J62010	Computer programming activities	12	169,976	-	14,972	-	
J63111	Data processing	6	19,407	-	441	-	
VIII - Eastern Visayas		6	18,792	-	3,912	1,546	
J60101	Radio broadcasting and relay station and studios	S	S	S	S	S	
J61101	Wired (landline) services	S	S	S	S	S	
J61300	Satellite telecommunications activities	S	S	S	S	S	
J63111	Data processing	S	S	S	S		

TABLE 6a Number of Establishments and Capital Expenditures by Type of Tangible Fixed Assets for Information and Communication Establishments with Total Employment of 20 and Over by Industry Sub-Class: Philippines, 2010 *(Continued)*

(Value in thousand pesos. Details may not add up to total due to rounding and/or statistical disclosure control)

2009 PSIC Code	Region / Industry Description	Number of Establishments	Capital Expenditures for Tangible Fixed Assets			
			Total	Land	Buildings, Other Structures and Land Improvements	Transport Equipment
		(1)	(2)	(3)	(4)	(5)
	IX - Zamboanga Peninsula	S	S	S	S	S
J61101	Wired (landline) services	S	S	S	S	S
J61300	Satellite telecommunications activities	S	S	S	S	S
	X - Northern Mindanao	14	28,156	2,184	3,874	3,789
J58130	Publishing of newspapers, journals and periodicals	S	S	S	S	S
J59140	Motion picture projection activities	3	-	-	-	-
J60101	Radio broadcasting and relay station and studios	3	3,561	1,714	1,622	-
J60201	Television broadcasting and relay stations and studios including closed circuit television services	S	S	S	S	S
J61101	Wired (landline) services	3	2,336	-	1,533	224
J61300	Satellite telecommunications activities	S	S	S	S	S
J62010	Computer programming activities	S	S	S	S	S
	XI - Davao Region	9	86,352	2,089	16,036	2,699
J58130	Publishing of newspapers, journals and periodicals	S	S	S	S	S
J60101	Radio broadcasting and relay station and studios	4	82,323	2,089	15,777	1,259
J61300	Satellite telecommunications activities	S	S	S	S	S
	XII - SOCCSKSARGEN	9	47,481	-	8,858	2,999
J60101	Radio broadcasting and relay station and studios	3	17,061	-	8,858	2,999
J61101	Wired (landline) services	4	30,393	-	-	-
J61300	Satellite telecommunications activities	S	S	S	S	S
J62010	Computer programming activities	S	S	S	S	S
	XIII - Caraga	S	S	S	S	S
J60101	Radio broadcasting and relay station and studios	S	S	S	S	S
J61300	Satellite telecommunications activities	S	S	S	S	S

TABLE 6a Number of Establishments and Capital Expenditures by Type of Tangible Fixed Assets for Information and Communication Establishments with Total Employment of 20 and Over by Industry Sub-Class: Philippines, 2010 *(Continued)*

(Value in thousand pesos. Details may not add up to total due to rounding and/or statistical disclosure control)

2009 PSIC Code	Region / Industry Description	Capital Expenditures for Tangible Fixed Assets			
		ICT Machinery and Equipment	Other Machinery and Equipment	Valuables	Other Tangible Fixed Assets
		(6)	(7)	(8)	(9)
	<b>Philippines</b>	<b>56,173,194</b>	<b>6,927,806</b>	<b>-</b>	<b>4,947</b>
J58110	Book publishing	11,058	47,620	-	-
J58120	Publishing of directories and mailing lists	a/	a/	a/	a/
J58130	Publishing of newspapers, journals and periodicals	134,730	23,963	-	-
J58190	Other publishing activities	14,536	6,739	-	-
J58200	Software publishing	11,280	25,762	-	-
J59110	Motion picture, video and television programme activities	4,746	53,310	-	-
J59120	Motion picture, video and television programme post-production activities	1,287	2,134	-	-
J59140	Motion picture projection activities	4,904	149,472	-	18
J59201	Sound recording activities	3,231	1,324	-	-
J59202	Publishing of music	s	s	s	s
J60101	Radio broadcasting and relay station and studios	1,023,867	1,314,717	-	302
J60201	Television broadcasting and relay stations and studios including closed circuit television services	79,724	316,876	-	-
J60202	Television program production	26,595	61,992	-	-
J61101	Wired (landline) services	4,954,365	3,130,724	-	483
J61102	Wired internet access service activities (e.g. dsl, leased line, dial-up)	976,745	58,092	-	-
J61109	Other wired telecommunications activities	228,245	187,808	-	131
J61202	Mobile telecommunications services	47,456,536	320,892	-	-
J61203	Wireless internet access services (e.g. internet service provider, broadband)	39,783	64,442	-	-
J61209	Other wireless telecommunication services, n.e.c.	s	s	s	s
J61300	Satellite telecommunications activities	118,494	932,733	-	-
J61901	Telephone access in facilities open to the public service activities	s	s	s	s
J61902	Internet access in facilities open to the public service activities	918	-	-	-
J61909	Other telecommunications service activities, n.e.c.	4,068	7,175	-	-
J62010	Computer programming activities	536,736	132,532	-	-
J62090	Other information technology and computer service activities	19,891	4,885	-	-
J63111	Data processing	510,918	82,180	-	3,932
J63112	Website hosting services	s	s	s	s
J63113	Application hosting services	5,524	1,909	-	-
J63990	Other information service activities, n.e.c.	s	s	s	s

TABLE 6a Number of Establishments and Capital Expenditures by Type of Tangible Fixed Assets for Information and Communication Establishments with Total Employment of 20 and Over by Industry Sub-Class: Philippines, 2010 *(Continued)*

(Value in thousand pesos. Details may not add up to total due to rounding and/or statistical disclosure control)

2009 PSIC Code	Region / Industry Description	Capital Expenditures for Tangible Fixed Assets			
		ICT Machinery and Equipment	Other Machinery and Equipment	Valuables	Other Tangible Fixed Assets
		(6)	(7)	(8)	(9)
	<b>National Capital Region</b>	<b>55,785,278</b>	<b>6,590,352</b>	<b>-</b>	<b>4,081</b>
J58110	Book publishing	10,408	46,378	-	-
J58130	Publishing of newspapers, journals and periodicals	133,152	20,655	-	-
J58190	Other publishing activities	4,636	-	-	-
J58200	Software publishing	7,382	24,873	-	-
J59110	Motion picture, video and television programme activities	1,786	25,417	-	-
J59120	Motion picture, video and television programme post-production activities	1,287	2,134	-	-
J59140	Motion picture projection activities	3,903	123,990	-	18
J59201	Sound recording activities	3,231	1,324	-	-
J59202	Publishing of music	s	s	s	s
J60101	Radio broadcasting and relay station and studios	984,815	1,257,944	-	-
J60201	Television broadcasting and relay stations and studios including closed circuit television services	43,441	265,607	-	-
J60202	Television program production	26,595	61,992	-	-
J61101	Wired (landline) services	4,898,127	3,090,840	-	-
J61102	Wired internet access service activities (e.g. dsl, leased line, dial-up)	976,745	58,092	-	-
J61109	Other wired telecommunications activities	215,884	187,808	-	131
J61202	Mobile telecommunications services	47,456,536	320,892	-	-
J61203	Wireless internet access services (e.g. internet service provider, broadband)	39,783	64,442	-	-
J61209	Other wireless telecommunication services, n.e.c.	s	s	s	s
J61300	Satellite telecommunications activities	75,532	834,736	-	-
J61902	Internet access in facilities open to the public service activities	918	-	-	-
J61909	Other telecommunications service activities, n.e.c.	4,054	7,175	-	-
J62010	Computer programming activities	397,309	116,669	-	-
J62090	Other information technology and computer service activities	19,891	4,885	-	-
J63111	Data processing	473,217	72,276	-	3,932
J63112	Website hosting services	s	s	s	s
J63113	Application hosting services	5,524	1,909	-	-
J63990	Other information service activities, n.e.c.	s	s	s	s
	<b>Cordillera Administrative Region</b>	<b>72</b>	<b>3,621</b>	<b>-</b>	<b>-</b>
J58130	Publishing of newspapers, journals and periodicals	s	s	s	s
J59140	Motion picture projection activities	s	s	s	s
J60101	Radio broadcasting and relay station and studios	s	s	s	s
J61300	Satellite telecommunications activities	s	s	s	s



TABLE 6a Number of Establishments and Capital Expenditures by Type of Tangible Fixed Assets for Information and Communication Establishments with Total Employment of 20 and Over by Industry Sub-Class: Philippines, 2010 *(Continued)*

(Value in thousand pesos. Details may not add up to total due to rounding and/or statistical disclosure control)

2009 PSIC Code	Region / Industry Description	Capital Expenditures for Tangible Fixed Assets			
		ICT Machinery and Equipment	Other Machinery and Equipment	Valuables	Other Tangible Fixed Assets
		(6)	(7)	(8)	(9)
I-Ilocos Region		4,450	3,273	-	82
J60101	Radio broadcasting and relay station and studios	S	S	S	S
J60201	Television broadcasting and relay stations and studios including closed circuit television services	S	S	S	S
J61300	Satellite telecommunications activities	S	S	S	S
J63112	Website hosting services	S	S	S	S
II - Cagayan Valley		4,448	-	-	-
J60101	Radio broadcasting and relay station and studios	S	S	S	S
J61300	Satellite telecommunications activities	S	S	S	S
III - Central Luzon		27,750	78,715	-	18
J58110	Book publishing	S	S	S	S
J58130	Publishing of newspapers, journals and periodicals	S	S	S	S
J59140	Motion picture projection activities	47	12,501	-	-
J60101	Radio broadcasting and relay station and studios	S	S	S	S
J61101	Wired (landline) services	-	30,456	-	-
J61300	Satellite telecommunications activities	15,081	21,804	-	-
J62010	Computer programming activities	-	-	-	-
J63111	Data processing	11,866	4,813	-	-
IVA - CALABARZON		34,275	15,021	-	-
J58110	Book publishing	S	S	S	S
J58200	Software publishing	S	S	S	S
J59140	Motion picture projection activities	423	12,409	-	-
J60101	Radio broadcasting and relay station and studios	S	S	S	S
J61101	Wired (landline) services	19,076	623	-	-
J61109	Other wired telecommunications activities				
J61300	Satellite telecommunications activities	8,090	623	-	-
J62010	Computer programming activities	235	25	-	-
J63111	Data processing	S	S	S	S
IVB - MIMAROPA		-	-	-	-
J61101	Wired (landline) services	S	S	S	S
J61300	Satellite telecommunications activities	S	S	S	S

TABLE 6a Number of Establishments and Capital Expenditures by Type of Tangible Fixed Assets for Information and Communication Establishments with Total Employment of 20 and Over by Industry Sub-Class: Philippines, 2010 *(Continued)*

(Value in thousand pesos. Details may not add up to total due to rounding and/or statistical disclosure control)

2009 PSIC Code	Region / Industry Description	Capital Expenditures for Tangible Fixed Assets			
		ICT Machinery and Equipment	Other Machinery and Equipment	Valuables	Other Tangible Fixed Assets
		(6)	(7)	(8)	(9)
V - Bicol Region		10,575	1,008	-	-
J59140	Motion picture projection activities	S	S	S	S
J60101	Radio broadcasting and relay station and studios	S	S	S	S
J61101	Wired (landline) services	S	S	S	S
J61300	Satellite telecommunications activities	S	S	S	S
J61901	Telephone access in facilities open to the public service activities	S	S	S	S
J63111	Data processing	S	S	S	S
VI - Western Visayas		4,173	6,092	-	-
J58130	Publishing of newspapers, journals and periodicals	S	S	S	S
J60101	Radio broadcasting and relay station and studios	S	S	S	S
J61101	Wired (landline) services	4,066	5,901	-	-
J61300	Satellite telecommunications activities	-	45	-	-
VII - Central Visayas		216,971	182,027	-	-
J58110	Book publishing	}			
J58120	Publishing of directories and mailing lists	}	11,131	7,980	-
J58130	Publishing of newspapers, journals and periodicals	}			
J58200	Software publishing		2,868	345	-
J59110	Motion picture, video and television programme activities	}			
J59140	Motion picture projection activities	}	2,960	27,894	-
J60101	Radio broadcasting and relay station and studios		4,263	6,523	-
J60201	Television broadcasting and relay stations and studios including closed circuit television services	S	S	S	S
J61109	Other wired telecommunications activities	S	S	S	S
J61300	Satellite telecommunications activities	S	S	S	S
J61909	Other telecommunications service activities, n.e.c.	S	S	S	S
J62010	Computer programming activities	139,166	15,839	-	-
J63111	Data processing	13,875	5,091	-	-
VIII - Eastern Visayas		10,229	3,105	-	-
J60101	Radio broadcasting and relay station and studios	S	S	S	S
J61101	Wired (landline) services	S	S	S	S
J61300	Satellite telecommunications activities	S	S	S	S
J63111	Data processing	S	S	S	

TABLE 6a Number of Establishments and Capital Expenditures by Type of Tangible Fixed Assets for Information and Communication Establishments with Total Employment of 20 and Over by Industry Sub-Class: Philippines, 2010 *(Concluded)*

(Value in thousand pesos. Details may not add up to total due to rounding and/or statistical disclosure control)

2009 PSIC Code	Region / Industry Description	Capital Expenditures for Tangible Fixed Assets			
		ICT Machinery and Equipment	Other Machinery and Equipment	Valuables	Other Tangible Fixed Assets
		(6)	(7)	(8)	(9)
	<b>IX - Zamboanga Peninsula</b>	<b>S</b>	<b>S</b>	<b>S</b>	<b>S</b>
J61101	Wired (landline) services	S	S	S	S
J61300	Satellite telecommunications activities	S	S	S	S
	<b>X - Northern Mindanao</b>	<b>13,525</b>	<b>4,783</b>	<b>-</b>	<b>-</b>
J58130	Publishing of newspapers, journals and periodicals	S	S	S	S
J59140	Motion picture projection activities	-	-	-	-
J60101	Radio broadcasting and relay station and studios	133	92	-	-
J60201	Television broadcasting and relay stations and studios including closed circuit television services	S	S	S	S
J61101	Wired (landline) services	548	31	-	-
J61300	Satellite telecommunications activities	S	S	S	S
J62010	Computer programming activities	S	S	S	S
	<b>XI - Davao Region</b>	<b>27,120</b>	<b>38,408</b>	<b>-</b>	<b>-</b>
J58130	Publishing of newspapers, journals and periodicals	S	S	S	S
J60101	Radio broadcasting and relay station and studios	25,323	37,875	-	-
J61300	Satellite telecommunications activities	S	S	S	S
	<b>XII - SOCCSKSARGEN</b>	<b>33,832</b>	<b>1,026</b>	<b>-</b>	<b>766</b>
J60101	Radio broadcasting and relay station and studios	4,745	175	-	284
J61101	Wired (landline) services	29,060	851	-	483
J61300	Satellite telecommunications activities	S	S	S	S
J62010	Computer programming activities	S	S	S	S
	<b>XIII - Caraga</b>	<b>S</b>	<b>S</b>	<b>S</b>	<b>S</b>
J60101	Radio broadcasting and relay station and studios	S	S	S	S
J61300	Satellite telecommunications activities	S	S	S	S

a/ - combined with J58190

TABLE 6a.1 Number of Establishments and Capital Expenditures for Directly Imported Tangible Fixed Assets for Information and Communication Establishments with Total Employment of 20 and Over by Industry Sub-Class: Philippines, 2010

(Value in thousand pesos. Details may not add up to total due to rounding and/or statistical disclosure control)

2009 PSIC Code	Region / Industry Description	Number of Establishment s	Directly Imported Tangible Fixed Assets					
			Total	Transport Equipment	ICT Machinery and Equipment	Other Machinery and Equipment	Valuables	Other Tangible Fixed Assets
		(1)	(2)	(3)	(4)	(5)	(6)	(7)
	<b>Philippines</b>	<b>599</b>	<b>4,382</b>	<b>-</b>	<b>2,179</b>	<b>2,203</b>	<b>-</b>	<b>-</b>
J58110	Book publishing	32	-	-	-	-	-	-
J58120	Publishing of directories and mailing lists	a/	a/	a/	a/	a/	a/	a/
J58130	Publishing of newspapers, journals and periodicals	37	-	-	-	-	-	-
J58190	Other publishing activities	5	-	-	-	-	-	-
J58200	Software publishing	12	-	-	-	-	-	-
J59110	Motion picture, video and television programme activities	11	-	-	-	-	-	-
J59120	Motion picture, video and television programme post-production activities		9	-	-	-	-	-
J59140	Motion picture projection activities	32	-	-	-	-	-	-
J59201	Sound recording activities	6	-	-	-	-	-	-
J59202	Publishing of music	s	s	s	s	s	s	s
J60101	Radio broadcasting and relay station and studios	54	-	-	-	-	-	-
J60201	Television broadcasting and relay stations and studios including closed circuit television services	9	-	-	-	-	-	-
J60202	Television program production	9	-	-	-	-	-	-
J61101	Wired (landline) services	25	-	-	-	-	-	-
J61102	Wired internet access service activities (e.g. dsl, leased line, dial-up)	4	-	-	-	-	-	-
J61109	Other wired telecommunications activities	6	-	-	-	-	-	-
J61202	Mobile telecommunications services	3	-	-	-	-	-	-
J61203	Wireless internet access services (e.g. internet service provider, broadband)	11	-	-	-	-	-	-
J61209	Other wireless telecommunication services, n.e.c.	s	s	s	s	s	s	s
J61300	Satellite telecommunications activities	54	-	-	-	-	-	-
J61901	Telephone access in facilities open to the public service activities	s	s	s	s	s	s	s
J61902	Internet access in facilities open to the public service activities	3	-	-	-	-	-	-
J61909	Other telecommunications service activities, n.e.c.	9	-	-	-	-	-	-
J62010	Computer programming activities	191	2,380	-	177	2,203	-	-
J62090	Other information technology and computer service activities	13	-	-	-	-	-	-
J63111	Data processing	48	-	-	-	-	-	-
J63112	Website hosting services	s	s	s	s	s	s	s
J63113	Application hosting services	8	2,002	-	2,002	-	-	-
J63990	Other information service activities, n.e.c.	s	s	s	s	s	s	s

TABLE 6a.1 Number of Establishments and Capital Expenditures for Directly Imported Tangible Fixed Assets for Information and Communication  
Establishments with Total Employment of 20 and Over by Industry Sub-Class: Philippines, 2010 *(Continued)*

(Value in thousand pesos. Details may not add up to total due to rounding and/or statistical disclosure control)

2009 PSIC Code	Region / Industry Description	Number of Establishment s	Directly Imported Tangible Fixed Assets					
			Total	Transport Equipment	ICT Machinery and Equipment	Other Machinery and Equipment	Valuables	Other Tangible Fixed Assets
		(1)	(2)	(3)	(4)	(5)	(6)	(7)
	<b>National Capital Region</b>	<b>431</b>	<b>4,382</b>	<b>-</b>	<b>2,179</b>	<b>2,203</b>	<b>-</b>	<b>-</b>
J58110	Book publishing	29	-	-	-	-	-	-
J58130	Publishing of newspapers, journals and periodicals	28	-	-	-	-	-	-
J58190	Other publishing activities	3	-	-	-	-	-	-
J58200	Software publishing	8	-	-	-	-	-	-
J59110	Motion picture, video and television programme activities	10	-	-	-	-	-	-
J59120	Motion picture, video and television programme post-production activities	9	-	-	-	-	-	-
J59140	Motion picture projection activities	16	-	-	-	-	-	-
J59201	Sound recording activities	6	-	-	-	-	-	-
J59202	Publishing of music	s	s	s	s	s	s	s
J60101	Radio broadcasting and relay station and studios	20	-	-	-	-	-	-
J60201	Television broadcasting and relay stations and studios including closed circuit television services	6	-	-	-	-	-	-
J60202	Television program production	9	-	-	-	-	-	-
J61101	Wired (landline) services	4	-	-	-	-	-	-
J61102	Wired internet access service activities (e.g. dsl, leased line, dial-up)	4	-	-	-	-	-	-
J61109	Other wired telecommunications activities	4	-	-	-	-	-	-
J61202	Mobile telecommunications services	3	-	-	-	-	-	-
J61203	Wireless internet access services (e.g. internet service provider, broadband)	11	-	-	-	-	-	-
J61209	Other wireless telecommunication services, n.e.c.	s	s	s	s	s	s	s
J61300	Satellite telecommunications activities	18	-	-	-	-	-	-
J61902	Internet access in facilities open to the public service activities	3	-	-	-	-	-	-
J61909	Other telecommunications service activities, n.e.c.	8	-	-	-	-	-	-
J62010	Computer programming activities	170	2,380	-	177	2,203	-	-
J62090	Other information technology and computer service activities	13	-	-	-	-	-	-
J63111	Data processing	35	-	-	-	-	-	-
J63112	Website hosting services	s	s	s	s	s	s	s
J63113	Application hosting services	8	2,002	-	2,002	-	-	-
J63990	Other information service activities, n.e.c.	s	s	s	s	s	s	s
	<b>Cordillera Administrative Region</b>	<b>5</b>	<b>-</b>	<b>-</b>	<b>-</b>	<b>-</b>	<b>-</b>	<b>-</b>
J58130	Publishing of newspapers, journals and periodicals	s	s	s	s	s	s	s
J59140	Motion picture projection activities	s	s	s	s	s	s	s
J60101	Radio broadcasting and relay station and studios	s	s	s	s	s	s	s
J61300	Satellite telecommunications activities	s	s	s	s	s	s	s

TABLE 6a.1 Number of Establishments and Capital Expenditures for Directly Imported Tangible Fixed Assets for Information and Communication Establishments with Total Employment of 20 and Over by Industry Sub-Class: Philippines, 2010 *(Continued)*

(Value in thousand pesos. Details may not add up to total due to rounding and/or statistical disclosure control)

2009 PSIC Code	Region / Industry Description	Number of Establishment s	Directly Imported Tangible Fixed Assets					
			Total	Transport Equipment	ICT Machinery and Equipment	Other Machinery and Equipment	Valuables	Other Tangible Fixed Assets
			(1)	(2)	(3)	(4)	(5)	(6)
	<b>I-Ilocos Region</b>	<b>4</b>	-	-	-	-	-	-
J60101	Radio broadcasting and relay station and studios	s	s	s	s	s	s	s
J60201	Television broadcasting and relay stations and studios including closed circuit television services	s	s	s	s	s	s	s
J61300	Satellite telecommunications activities	s	s	s	s	s	s	s
J63112	Website hosting services	s	s	s	s	s	s	s
	<b>II - Cagayan Valley</b>	<b>3</b>	-	-	-	-	-	-
J60101	Radio broadcasting and relay station and studios	s	s	s	s	s	s	s
J61300	Satellite telecommunications activities	s	s	s	s	s	s	s
	<b>III - Central Luzon</b>	<b>24</b>	-	-	-	-	-	-
J58110	Book publishing	s	s	s	s	s	s	s
J58130	Publishing of newspapers, journals and periodicals	s	s	s	s	s	s	s
J59140	Motion picture projection activities	4	-	-	-	-	-	-
J60101	Radio broadcasting and relay station and studios	s	s	s	s	s	s	s
J61101	Wired (landline) services	4	-	-	-	-	-	-
J61300	Satellite telecommunications activities	4	-	-	-	-	-	-
J62010	Computer programming activities	4	-	-	-	-	-	-
J63111	Data processing	4	-	-	-	-	-	-
	<b>IVA - CALABARZON</b>	<b>24</b>	-	-	-	-	-	-
J58110	Book publishing	s	s	s	s	s	s	s
J58200	Software publishing	s	s	s	s	s	s	s
J59140	Motion picture projection activities	5	-	-	-	-	-	-
J60101	Radio broadcasting and relay station and studios	s	s	s	s	s	s	s
J61101	Wired (landline) services	10	-	-	-	-	-	-
J61109	Other wired telecommunications activities							
J61300	Satellite telecommunications activities	8	-	-	-	-	-	-
J62010	Computer programming activities	3	-	-	-	-	-	-
J63111	Data processing	s	s	s	s	s	s	s
	<b>IVB - MIMAROPA</b>	<b>3</b>	-	-	-	-	-	-
J61101	Wired (landline) services	s	s	s	s	s	s	s
J61300	Satellite telecommunications activities	s	s	s	s	s	s	s

TABLE 6a.1 Number of Establishments and Capital Expenditures for Directly Imported Tangible Fixed Assets for Information and Communication  
Establishments with Total Employment of 20 and Over by Industry Sub-Class: Philippines, 2010 *(Continued)*

(Value in thousand pesos. Details may not add up to total due to rounding and/or statistical disclosure control)

2009 PSIC Code	Region / Industry Description	Number of Establishment s	Directly Imported Tangible Fixed Assets					
			Total	Transport Equipment	ICT Machinery and Equipment	Other Machinery and Equipment	Valuables	Other Tangible Fixed Assets
		(1)	(2)	(3)	(4)	(5)	(6)	(7)
V - Bicol Region		6	-	-	-	-	-	-
J59140	Motion picture projection activities	S	S	S	S	S	S	S
J60101	Radio broadcasting and relay station and studios	S	S	S	S	S	S	S
J61101	Wired (landline) services	S	S	S	S	S	S	S
J61300	Satellite telecommunications activities	S	S	S	S	S	S	S
J61901	Telephone access in facilities open to the public service activities	S	S	S	S	S	S	S
J63111	Data processing	S	S	S	S	S	S	S
VI - Western Visayas		14	-	-	-	-	-	-
J58130	Publishing of newspapers, journals and periodicals	S	S	S	S	S	S	S
J60101	Radio broadcasting and relay station and studios	S	S	S	S	S	S	S
J61101	Wired (landline) services	3	-	-	-	-	-	-
J61300	Satellite telecommunications activities	5	-	-	-	-	-	-
VII - Central Visayas		43	-	-	-	-	-	-
J58110	Book publishing	6	-	-	-	-	-	-
J58120	Publishing of directories and mailing lists							
J58130	Publishing of newspapers, journals and periodicals							
J58200	Software publishing	3	-	-	-	-	-	-
J59110	Motion picture, video and television programme activities	9	-	-	-	-	-	-
J59140	Motion picture projection activities							
J60101	Radio broadcasting and relay station and studios							
J60201	Television broadcasting and relay stations and studios including closed circuit television services	S	S	S	S	S	S	S
J61109	Other wired telecommunications activities	S	S	S	S	S	S	S
J61300	Satellite telecommunications activities	S	S	S	S	S	S	S
J61909	Other telecommunications service activities, n.e.c.	S	S	S	S	S	S	S
J62010	Computer programming activities	12	-	-	-	-	-	-
J63111	Data processing	6	-	-	-	-	-	-
VIII - Eastern Visayas		6	-	-	-	-	-	-
J60101	Radio broadcasting and relay station and studios	S	S	S	S	S	S	S
J61101	Wired (landline) services	S	S	S	S	S	S	S
J61300	Satellite telecommunications activities	S	S	S	S	S	S	S
J63111	Data processing	S	S	S	S	S	S	S

TABLE 6a.1 Number of Establishments and Capital Expenditures for Directly Imported Tangible Fixed Assets for Information and Communication Establishments with Total Employment of 20 and Over by Industry Sub-Class: Philippines, 2010 *(Concluded)*

(Value in thousand pesos. Details may not add up to total due to rounding and/or statistical disclosure control)

2009 PSIC Code	Region / Industry Description	Number of Establishment s	Directly Imported Tangible Fixed Assets					
			Total	Transport Equipment	ICT Machinery and Equipment	Other Machinery and Equipment	Valuables	Other Tangible Fixed Assets
			(1)	(2)	(3)	(4)	(5)	(6)
	<b>IX - Zamboanga Peninsula</b>	<b>S</b>	<b>S</b>	<b>S</b>	<b>S</b>	<b>S</b>	<b>S</b>	<b>S</b>
J61101	Wired (landline) services	S	S	S	S	S	S	S
J61300	Satellite telecommunications activities	S	S	S	S	S	S	S
	<b>X - Northern Mindanao</b>	<b>14</b>	<b>-</b>	<b>-</b>	<b>-</b>	<b>-</b>	<b>-</b>	<b>-</b>
J58130	Publishing of newspapers, journals and periodicals	S	S	S	S	S	S	S
J59140	Motion picture projection activities	3	-	-	-	-	-	-
J60101	Radio broadcasting and relay station and studios	3	-	-	-	-	-	-
J60201	Television broadcasting and relay stations and studios including closed circuit television services	S	S	S	S	S	S	S
J61101	Wired (landline) services	3	-	-	-	-	-	-
J61300	Satellite telecommunications activities	S	S	S	S	S	S	S
J62010	Computer programming activities	S	S	S	S	S	S	S
	<b>XI - Davao Region</b>	<b>9</b>	<b>-</b>	<b>-</b>	<b>-</b>	<b>-</b>	<b>-</b>	<b>-</b>
J58130	Publishing of newspapers, journals and periodicals	S	S	S	S	S	S	S
J60101	Radio broadcasting and relay station and studios	4	-	-	-	-	-	-
J61300	Satellite telecommunications activities	S	S	S	S	S	S	S
	<b>XII - SOCCSKSARGEN</b>	<b>9</b>	<b>-</b>	<b>-</b>	<b>-</b>	<b>-</b>	<b>-</b>	<b>-</b>
J60101	Radio broadcasting and relay station and studios	3	-	-	-	-	-	-
J61101	Wired (landline) services	4	-	-	-	-	-	-
J61300	Satellite telecommunications activities	S	S	S	S	S	S	S
J62010	Computer programming activities	S	S	S	S	S	S	S
	<b>XIII - Caraga</b>	<b>S</b>	<b>S</b>	<b>S</b>	<b>S</b>	<b>S</b>	<b>S</b>	<b>S</b>
J60101	Radio broadcasting and relay station and studios	S	S	S	S	S	S	S
J61300	Satellite telecommunications activities	S	S	S	S	S	S	S

a/ - combined with J58190



TABLE 6a.2 Number of Establishments and Capital Expenditures for Tangible Fixed Assets by Mode of Acquisition for Information and Communication  
Establishments with Total Employment of 20 and Over by Industry Sub-Class: Philippines, 2010

(Value in thousand pesos. Details may not add up to total due to rounding and/or statistical disclosure control)

2009 PSIC Code	Region / Industry Description	Number of Establishments	Capital Expenditures for Tangible Fixed Assets by Mode of Acquisition				
			Total	New Fixed Assets	Major Alterations and Improvements	Land and Used	Produced on Own Account
		(1)	(2)	(3)	(4)	(5)	(6)
	<b>Philippines</b>	<b>599</b>	<b>67,766,020</b>	<b>64,769,040</b>	<b>2,828,780</b>	<b>163,347</b>	<b>4,853</b>
J58110	Book publishing	32	79,005	74,771	4,234	-	-
J58120	Publishing of directories and mailing lists	a/	a/	a/	a/	a/	a/
J58130	Publishing of newspapers, journals and periodicals	37	263,072	172,130	8,745	82,197	-
J58190	Other publishing activities	5	41,893	21,391	20,502	-	-
J58200	Software publishing	12	37,965	37,538	426	-	-
J59110	Motion picture, video and television programme activities	11	79,027	69,293	9,733	-	-
J59120	Motion picture, video and television programme post-production activities	9	5,053	4,861	192	-	-
J59140	Motion picture projection activities	32	270,449	156,965	113,484	-	-
J59201	Sound recording activities	6	5,247	4,555	691	-	-
J59202	Publishing of music	s	s	s	s	s	s
J60101	Radio broadcasting and relay station and studios	54	3,018,625	2,378,062	615,983	24,540	40
J60201	Television broadcasting and relay stations and studios including closed circuit television services	9	491,189	448,477	42,364	348	-
J60202	Television program production	9	101,045	94,137	6,907	-	-
J61101	Wired (landline) services	25	9,960,696	9,227,139	732,217	1,340	-
J61102	Wired internet access service activities (e.g. dsl, leased line, dial-up)	4	1,301,099	1,092,988	208,111	-	-
J61109	Other wired telecommunications activities	6	461,999	440,282	19,386	2,331	-
J61202	Mobile telecommunications services	3	48,344,574	48,009,937	282,553	52,084	-
J61203	Wireless internet access services (e.g. internet service provider, broadband)	11	118,816	117,388	1,428	-	-
J61209	Other wireless telecommunication services, n.e.c.	s	s	s	s	s	s
J61300	Satellite telecommunications activities	54	1,121,454	1,065,004	55,310	507	633
J61901	Telephone access in facilities open to the public service activities	s	s	s	s	s	s
J61902	Internet access in facilities open to the public service activities	3	918	918	-	-	-
J61909	Other telecommunications service activities, n.e.c.	9	13,869	13,785	83	-	-
J62010	Computer programming activities	191	835,461	684,395	151,066	-	-
J62090	Other information technology and computer service activities	13	33,471	27,098	6,372	-	-
J63111	Data processing	48	1,161,522	618,551	542,970	-	-
J63112	Website hosting services	s	s	s	s	s	s
J63113	Application hosting services	8	8,460	7,935	524	-	-
J63990	Other information service activities, n.e.c.	s	s	s	s	s	s

TABLE 6a.2 Number of Establishments and Capital Expenditures for Tangible Fixed Assets by Mode of Acquisition for Information and Communication Establishments with Total Employment of 20 and Over by Industry Sub-Class: Philippines, 2010 *(Continued)*

(Value in thousand pesos. Details may not add up to total due to rounding and/or statistical disclosure control)

2009 PSIC Code	Region / Industry Description	Number of Establishments	Capital Expenditures for Tangible Fixed Assets by Mode of Acquisition				
			Total	New Fixed Assets	Major Alterations and Improvements	Land and Used	Produced on Own Account
		(1)	(2)	(3)	(4)	(5)	(6)
National Capital Region		431	66,827,846	64,010,263	2,664,582	153,001	
J58110	Book publishing	29	75,792	71,907	3,885	-	-
J58130	Publishing of newspapers, journals and periodicals	28	254,673	163,989	8,486	82,197	-
J58190	Other publishing activities	3	4,764	4,636	128	-	-
J58200	Software publishing	8	32,255	32,255	-	-	-
J59110	Motion picture, video and television programme activities	10	46,153	38,340	7,813	-	-
J59120	Motion picture, video and television programme post-production activities	9	5,053	4,861	192	-	-
J59140	Motion picture projection activities	16	237,100	130,481	106,620	-	-
J59201	Sound recording activities	6	5,247	4,555	691	-	-
J59202	Publishing of music	s	s	s	s	s	s
J60101	Radio broadcasting and relay station and studios	20	2,872,573	2,271,362	583,491	17,720	-
J60201	Television broadcasting and relay stations and studios including closed circuit television services	6	381,889	359,829	22,060	-	-
J60202	Television program production	9	101,045	94,137	6,907	-	-
J61101	Wired (landline) services	4	9,849,302	9,128,579	719,723	1,000	-
J61102	Wired internet access service activities (e.g. dsl, leased line, dial-up)	4	1,301,099	1,092,988	208,111	-	-
J61109	Other wired telecommunications activities	4	432,933	421,587	11,346	-	-
J61202	Mobile telecommunications services	3	48,344,574	48,009,937	282,553	52,084	-
J61203	Wireless internet access services (e.g. internet service provider, broadband)	11	118,816	117,388	1,428	-	-
J61209	Other wireless telecommunication services, n.e.c.	s	s	s	s	s	s
J61300	Satellite telecommunications activities	18	932,114	912,219	19,895	-	-
J61902	Internet access in facilities open to the public service activities	3	918	918	-	-	-
J61909	Other telecommunications service activities, n.e.c.	8	13,855	13,772	83	-	-
J62010	Computer programming activities	170	665,191	529,104	136,087	-	-
J62090	Other information technology and computer service activities	13	33,471	27,098	6,372	-	-
J63111	Data processing	35	1,103,821	570,947	532,874	-	-
J63112	Website hosting services	s	s	s	s	s	s
J63113	Application hosting services	8	8,460	7,935	524	-	-
J63990	Other information service activities, n.e.c.	s	s	s	s	s	s
Cordillera Administrative Region		5	5,163	3,693	1,470	-	-
J58130	Publishing of newspapers, journals and periodicals	s	s	s	s	s	s
J59140	Motion picture projection activities	s	s	s	s	s	s
J60101	Radio broadcasting and relay station and studios	s	s	s	s	s	s
J61300	Satellite telecommunications activities	s	s	s	s	s	

TABLE 6a.2 Number of Establishments and Capital Expenditures for Tangible Fixed Assets by Mode of Acquisition for Information and Communication  
Establishments with Total Employment of 20 and Over by Industry Sub-Class: Philippines, 2010 *(Continued)*

(Value in thousand pesos. Details may not add up to total due to rounding and/or statistical disclosure control)

2009 PSIC Code	Region / Industry Description	Number of Establishments	Capital Expenditures for Tangible Fixed Assets by Mode of Acquisition				
			Total	New Fixed Assets	Major Alterations and Improvements	Land and Used	Produced on Own Account
		(1)	(2)	(3)	(4)	(5)	(6)
	<b>I-Ilocos Region</b>	<b>4</b>	<b>8,751</b>	<b>4,172</b>	<b>399</b>	<b>-</b>	<b>4,180</b>
J60101	Radio broadcasting and relay station and studios	S	S	S	S	S	S
J60201	Television broadcasting and relay stations and studios including closed circuit television services	S	S	S	S	S	S
J61300	Satellite telecommunications activities	S	S	S	S	S	S
J63112	Website hosting services	S	S	S	S	S	S
	<b>II - Cagayan Valley</b>	<b>3</b>	<b>4,633</b>	<b>4,000</b>	<b>-</b>	<b>-</b>	<b>633</b>
J60101	Radio broadcasting and relay station and studios	S	S	S	S	S	S
J61300	Satellite telecommunications activities	S	S	S	S	S	S
	<b>III - Central Luzon</b>	<b>24</b>	<b>161,458</b>	<b>111,583</b>	<b>49,874</b>	<b>-</b>	<b>-</b>
J58110	Book publishing	S	S	S	S	S	S
J58130	Publishing of newspapers, journals and periodicals	S	S	S	S	S	S
J59140	Motion picture projection activities	4	15,044	12,548	2,496	-	-
J60101	Radio broadcasting and relay station and studios	S	S	S	S	S	S
J61101	Wired (landline) services	4	39,156	30,456	8,701	-	-
J61300	Satellite telecommunications activities	4	72,579	40,553	32,025	-	-
J62010	Computer programming activities	4	-	-	-	-	-
J63111	Data processing	4	23,026	16,678	6,348	-	-
	<b>IVA - CALABARZON</b>	<b>24</b>	<b>67,720</b>	<b>61,051</b>	<b>6,669</b>	<b>-</b>	<b>-</b>
J58110	Book publishing	S	S	S	S	S	S
J58200	Software publishing	S	S	S	S	S	S
J59140	Motion picture projection activities	5	15,729	12,831	2,898	-	-
J60101	Radio broadcasting and relay station and studios	S	S	S	S	S	S
J61101	Wired (landline) services	10	37,337	36,085	1,251	-	-
J61109	Other wired telecommunications activities						
J61300	Satellite telecommunications activities	8	14,401	13,149	1,251	-	-
J62010	Computer programming activities	3	267	260	7	-	-
J63111	Data processing	S	S	S	S	S	S
	<b>IVB - MIMAROPA</b>	<b>3</b>	<b>-</b>	<b>-</b>	<b>-</b>	<b>-</b>	<b>-</b>
J61101	Wired (landline) services	S	S	S	S	S	S
J61300	Satellite telecommunications activities	S	S	S	S	S	S

TABLE 6a.2 Number of Establishments and Capital Expenditures for Tangible Fixed Assets by Mode of Acquisition for Information and Communication Establishments with Total Employment of 20 and Over by Industry Sub-Class: Philippines, 2010 *(Continued)*

(Value in thousand pesos. Details may not add up to total due to rounding and/or statistical disclosure control)

2009 PSIC Code	Region / Industry Description	Number of Establishments	Capital Expenditures for Tangible Fixed Assets by Mode of Acquisition				
			Total	New Fixed Assets	Major Alterations and Improvements	Land and Used	Produced on Own Account
		(1)	(2)	(3)	(4)	(5)	(6)
V - Bicol Region		6	14,890	11,583	3,307	-	
J59140	Motion picture projection activities	S	S	S	S	S	S
J60101	Radio broadcasting and relay station and studios	S	S	S	S	S	S
J61101	Wired (landline) services	S	S	S	S	S	S
J61300	Satellite telecommunications activities	S	S	S	S	S	S
J61901	Telephone access in facilities open to the public service activities	S	S	S	S	S	S
J63111	Data processing	S	S	S	S	S	S
VI - Western Visayas		14	17,100	12,889	2,462	1,749	-
J58130	Publishing of newspapers, journals and periodicals	S	S	S	S	S	S
J60101	Radio broadcasting and relay station and studios	S	S	S	S	S	S
J61101	Wired (landline) services	3	11,290	10,777	173	340	-
J61300	Satellite telecommunications activities	5	132	45	49	38	-
VII - Central Visayas		43	476,414	402,920	69,170	4,325	-
J58110	Book publishing	6	40,923	20,200	20,722	-	-
J58120	Publishing of directories and mailing lists						
J58130	Publishing of newspapers, journals and periodicals						
J58200	Software publishing	3	3,286	3,286	-	-	-
J59110	Motion picture, video and television programme activities	3	32,874	30,953	1,921	-	-
J59140	Motion picture projection activities						
J60101	Radio broadcasting and relay station and studios						
J60201	Television broadcasting and relay stations and studios including closed circuit television services	S	S	S	S	S	S
J61109	Other wired telecommunications activities	S	S	S	S	S	S
J61300	Satellite telecommunications activities	S	S	S	S	S	S
J61909	Other telecommunications service activities, n.e.c.	S	S	S	S	S	S
J62010	Computer programming activities	12	169,976	155,004	14,972	-	-
J63111	Data processing	6	19,407	18,966	441	-	-
VIII - Eastern Visayas		6	18,792	14,880	3,912	-	-
J60101	Radio broadcasting and relay station and studios	S	S	S	S	S	S
J61101	Wired (landline) services	S	S	S	S	S	S
J61300	Satellite telecommunications activities	S	S	S	S	S	S
J63111	Data processing	S	S	S	S	S	

TABLE 6a.2 Number of Establishments and Capital Expenditures for Tangible Fixed Assets by Mode of Acquisition for Information and Communication Establishments with Total Employment of 20 and Over by Industry Sub-Class: Philippines, 2010 *(Concluded)*

(Value in thousand pesos. Details may not add up to total due to rounding and/or statistical disclosure control)

2009 PSIC Code	Region / Industry Description	Number of Establishments	Capital Expenditures for Tangible Fixed Assets by Mode of Acquisition				
			Total	New Fixed Assets	Major Alterations and Improvements	Land and Used	Produced on Own Account
		(1)	(2)	(3)	(4)	(5)	(6)
	IX - Zamboanga Peninsula	S	S	S	S	S	S
J61101	Wired (landline) services	S	S	S	S	S	S
J61300	Satellite telecommunications activities	S	S	S	S	S	S
	X - Northern Mindanao	14	28,156	22,098	3,874	2,184	-
J58130	Publishing of newspapers, journals and periodicals	S	S	S	S	S	S
J59140	Motion picture projection activities	3	-	-	-	-	-
J60101	Radio broadcasting and relay station and studios	3	3,561	225	1,622	1,714	-
J60201	Television broadcasting and relay stations and studios including closed circuit television services	S	S	S	S	S	S
J61101	Wired (landline) services	3	2,336	803	1,533	-	-
J61300	Satellite telecommunications activities	S	S	S	S	S	S
J62010	Computer programming activities	S	S	S	S	S	S
	XI - Davao Region	9	86,352	68,227	16,036	2,089	-
J58130	Publishing of newspapers, journals and periodicals	S	S	S	S	S	S
J60101	Radio broadcasting and relay station and studios	4	82,323	64,457	15,777	2,089	-
J61300	Satellite telecommunications activities	S	S	S	S	S	S
	XII - SOCCSKSARGEN	9	47,481	40,811	6,630	-	40
J60101	Radio broadcasting and relay station and studios	3	17,061	10,391	6,630	-	40
J61101	Wired (landline) services	4	30,393	30,393	-	-	-
J61300	Satellite telecommunications activities	S	S	S	S	S	S
J62010	Computer programming activities	S	S	S	S	S	S
	XIII - Caraga	S	S	S	S	S	S
J60101	Radio broadcasting and relay station and studios	S	S	S	S	S	S
J61300	Satellite telecommunications activities	S	S	S	S	S	S

a/ - combined with J58190

TABLE 6a.3 Number of Establishments and Capital Expenditures for Intangible Assets by Type for Information and Communication  
Establishments with Total Employment of 20 and Over by Industry Sub-Class: Philippines, 2010

(Value in thousand pesos. Details may not add up to total due to rounding and/or statistical disclosure control)

2009 PSIC Code	Region / Industry Description	Number of Establishments	Capital Expenditures for Intangible Assets				
			Total	Intangible Non- Produced Assets	Computer Software and Databases	Entertainment, Literary and Artistic Originals	Other Intangible Assets
		(1)	(2)	(3)	(4)	(5)	(6)
	Philippines	599	1,217,160	255,052	961,300	778	30
J58110	Book publishing	32	53,699	53,221	477	-	-
J58120	Publishing of directories and mailing lists	a/	a/	a/	a/	a/	a/
J58130	Publishing of newspapers, journals and periodicals	37	127	-	127	-	-
J58190	Other publishing activities	5	1,241	-	1,241	-	-
J58200	Software publishing	12	64	-	64	-	-
J59110	Motion picture, video and television programme activities	11	729	-	-	729	-
J59120	Motion picture, video and television programme post-production activities	9	1,362	-	1,362	-	-
J59140	Motion picture projection activities	32	1,004	-	1,004	-	-
J59201	Sound recording activities	6	-	-	-	-	-
J59202	Publishing of music	s	s	s	s	s	s
J60101	Radio broadcasting and relay station and studios	54	137	-	137	-	-
J60201	Television broadcasting and relay stations and studios including closed circuit television services	9	-	-	-	-	-
J60202	Television program production	9	-	-	-	-	-
J61101	Wired (landline) services	25	456,072	-	456,072	-	-
J61102	Wired internet access service activities (e.g. dsl, leased line, dial-up)	4	-	-	-	-	-
J61109	Other wired telecommunications activities	6	-	-	-	-	-
J61202	Mobile telecommunications services	3	96,816	-	96,816	-	-
J61203	Wireless internet access services (e.g. internet service provider, broadband)	11	76	-	76	-	-
J61209	Other wireless telecommunication services, n.e.c.	s	s	s	s	s	s
J61300	Satellite telecommunications activities	54	13,907	-	13,889	19	-
J61901	Telephone access in facilities open to the public service activities	s	s	s	s	s	s
J61902	Internet access in facilities open to the public service activities	3	-	-	-	-	-
J61909	Other telecommunications service activities, n.e.c.	9	-	-	-	-	-
J62010	Computer programming activities	191	573,062	201,831	371,201	30	-
J62090	Other information technology and computer service activities	13	2,966	-	2,936	-	30
J63111	Data processing	48	10,411	-	10,411	-	-
J63112	Website hosting services	s	s	s	s	s	s
J63113	Application hosting services	8	5,309	-	5,309	-	-
J63990	Other information service activities, n.e.c.	s	s	s	s	s	

TABLE 6a.3 Number of Establishments and Capital Expenditures for Intangible Assets by Type for Information and Communication  
Establishments with Total Employment of 20 and Over by Industry Sub-Class: Philippines, 2010 *(Continued)*

(Value in thousand pesos. Details may not add up to total due to rounding and/or statistical disclosure control)

2009 PSIC Code	Region / Industry Description	Number of Establishments	Capital Expenditures for Intangible Assets				
			Total	Intangible Non- Produced Assets	Computer Software and Databases	Entertainment, Literary and Artistic Originals	Other Intangible Assets
		(1)	(2)	(3)	(4)	(5)	(6)
National Capital Region		431	1,169,854	255,052	914,043	729	30
J58110	Book publishing	29	53,699	53,221	477	-	-
J58130	Publishing of newspapers, journals and periodicals	28	127	-	127	-	-
J58190	Other publishing activities	3	33	-	33	-	-
J58200	Software publishing	8	64	-	64	-	-
J59110	Motion picture, video and television programme activities	10	729	-	-	729	-
J59120	Motion picture, video and television programme post-production activities	9	1,362	-	1,362	-	-
J59140	Motion picture projection activities	16	803	-	803	-	-
J59201	Sound recording activities	6	-	-	-	-	-
J59202	Publishing of music	s	s	s	s	s	s
J60101	Radio broadcasting and relay station and studios	20	-	-	-	-	-
J60201	Television broadcasting and relay stations and studios including closed circuit television services	6	-	-	-	-	-
J60202	Television program production	9	-	-	-	-	-
J61101	Wired (landline) services	4	456,000	-	456,000	-	-
J61102	Wired internet access service activities (e.g. dsl, leased line, dial-up)	4	-	-	-	-	-
J61109	Other wired telecommunications activities	4	-	-	-	-	-
J61202	Mobile telecommunications services	3	96,816	-	96,816	-	-
J61203	Wireless internet access services (e.g. internet service provider, broadband)	11	76	-	76	-	-
J61209	Other wireless telecommunication services, n.e.c.	s	s	s	s	s	s
J61300	Satellite telecommunications activities	18	13,874	-	13,874	-	-
J61902	Internet access in facilities open to the public service activities	3	-	-	-	-	-
J61909	Other telecommunications service activities, n.e.c.	8	-	-	-	-	-
J62010	Computer programming activities	170	534,500	201,831	332,669	-	-
J62090	Other information technology and computer service activities	13	2,966	-	2,936	-	30
J63111	Data processing	35	3,319	-	3,319	-	-
J63112	Website hosting services	s	s	s	s	s	s
J63113	Application hosting services	8	5,309	-	5,309	-	-
J63990	Other information service activities, n.e.c.	s	s	s	s	s	s
Cordillera Administrative Region		5	117	-	117	-	-
J58130	Publishing of newspapers, journals and periodicals	s	s	s	s	s	s
J59140	Motion picture projection activities	s	s	s	s	s	s
J60101	Radio broadcasting and relay station and studios	s	s	s	s	s	s
J61300	Satellite telecommunications activities	s	s	s	s	s	s

TABLE 6a.3 Number of Establishments and Capital Expenditures for Intangible Assets by Type for Information and Communication  
Establishments with Total Employment of 20 and Over by Industry Sub-Class: Philippines, 2010 *(Continued)*

(Value in thousand pesos. Details may not add up to total due to rounding and/or statistical disclosure control)

2009 PSIC Code	Region / Industry Description	Number of Establishments	Capital Expenditures for Intangible Assets				
			Total	Intangible Non- Produced Assets	Computer Software and Databases	Entertainment, Literary and Artistic Originals	Other Intangible Assets
		(1)	(2)	(3)	(4)	(5)	(6)
	I-Ilocos Region	4	15	-	15	-	-
J60101	Radio broadcasting and relay station and studios	S	S	S	S	S	S
J60201	Television broadcasting and relay stations and	S	S	S	S	S	S
J61300	Satellite telecommunications activities	S	S	S	S	S	S
J63112	Website hosting services	S	S	S	S	S	S
	II - Cagayan Valley	3	-	-	-	-	-
J60101	Radio broadcasting and relay station and studios	S	S	S	S	S	S
J61300	Satellite telecommunications activities	S	S	S	S	S	S
	III - Central Luzon	24	62	-	62	-	-
J58110	Book publishing	S	S	S	S	S	S
J58130	Publishing of newspapers, journals and periodicals	S	S	S	S	S	S
J59140	Motion picture projection activities	4	-	-	-	-	-
J60101	Radio broadcasting and relay station and studios	S	S	S	S	S	S
J61101	Wired (landline) services	4	-	-	-	-	-
J61300	Satellite telecommunications activities	4	-	-	-	-	-
J62010	Computer programming activities	4	-	-	-	-	-
J63111	Data processing	4	-	-	-	-	-
	IVA - CALABARZON	24	340	-	340	-	-
J58110	Book publishing	S	S	S	S	S	S
J58200	Software publishing	S	S	S	S	S	S
J59140	Motion picture projection activities	5	134	-	134	-	-
J60101	Radio broadcasting and relay station and studios	S	S	S	S	S	S
J61101	Wired (landline) services	10	-	-	-	-	-
J61109	Other wired telecommunications activities						
J61300	Satellite telecommunications activities	8	-	-	-	-	-
J62010	Computer programming activities	3	206	-	206	-	-
J63111	Data processing	S	S	S	S	S	S
	IVB - MIMAROPA	3	-	-	-	-	-
J61101	Wired (landline) services	S	S	S	S	S	S
J61300	Satellite telecommunications activities	S	S	S	S	S	S



TABLE 6a.3 Number of Establishments and Capital Expenditures for Intangible Assets by Type for Information and Communication  
Establishments with Total Employment of 20 and Over by Industry Sub-Class: Philippines, 2010 *(Continued)*

(Value in thousand pesos. Details may not add up to total due to rounding and/or statistical disclosure control)

2009 PSIC Code	Region / Industry Description	Number of Establishments	Capital Expenditures for Intangible Assets				
			Total	Intangible Non- Produced Assets	Computer Software and Databases	Entertainment, Literary and Artistic Originals	Other Intangible Assets
		(1)	(2)	(3)	(4)	(5)	(6)
V - Bicol Region		6	445	-	445	-	
J59140	Motion picture projection activities	S	S	S	S	S	S
J60101	Radio broadcasting and relay station and studios	S	S	S	S	S	S
J61101	Wired (landline) services	S	S	S	S	S	S
J61300	Satellite telecommunications activities	S	S	S	S	S	S
J61901	Telephone access in facilities open to the public service activities	S	S	S	S	S	S
J63111	Data processing	S	S	S	S	S	S
VI - Western Visayas		14	24	-	5	19	-
J58130	Publishing of newspapers, journals and periodicals	S	S	S	S	S	S
J60101	Radio broadcasting and relay station and studios	S	S	S	S	S	S
J61101	Wired (landline) services	3	-	-	-	-	-
J61300	Satellite telecommunications activities	5	19	-	-	19	-
VII - Central Visayas		43	45,202	-	45,202	-	-
J58110	Book publishing	6	1,208	-	1,208	-	-
J58120	Publishing of directories and mailing lists						
J58130	Publishing of newspapers, journals and periodicals						
J58200	Software publishing	3	-	-	-	-	-
J59110	Motion picture, video and television programme activities	3	-	-	-	-	-
J59140	Motion picture projection activities						
J60101	Radio broadcasting and relay station and studios						
J60201	Television broadcasting and relay stations and studios including closed circuit television services	S	S	S	S	S	S
J61109	Other wired telecommunications activities	S	S	S	S	S	S
J61300	Satellite telecommunications activities	S	S	S	S	S	S
J61909	Other telecommunications service activities, n.e.c.	S	S	S	S	S	S
J62010	Computer programming activities	12	37,325	-	37,325	-	-
J63111	Data processing	6	6,668	-	6,668	-	-
VIII - Eastern Visayas		6	-	-	-	-	-
J60101	Radio broadcasting and relay station and studios	S	S	S	S	S	S
J61101	Wired (landline) services	S	S	S	S	S	S
J61300	Satellite telecommunications activities	S	S	S	S	S	S
J63111	Data processing	S	S	S	S	S	

TABLE 6a.3 Number of Establishments and Capital Expenditures for Intangible Assets by Type for Information and Communication  
Establishments with Total Employment of 20 and Over by Industry Sub-Class: Philippines, 2010 *(Concluded)*

(Value in thousand pesos. Details may not add up to total due to rounding and/or statistical disclosure control)

2009 PSIC Code	Region / Industry Description	Number of Establishments	Capital Expenditures for Intangible Assets				
			Total	Intangible Non- Produced Assets	Computer Software and Databases	Entertainment, Literary and Artistic Originals	Other Intangible Assets
		(1)	(2)	(3)	(4)	(5)	(6)
	IX - Zamboanga Peninsula	S	S	S	S	S	S
J61101	Wired (landline) services	S	S	S	S	S	S
J61300	Satellite telecommunications activities	S	S	S	S	S	S
	X - Northern Mindanao	14	1,030	-	1,000	30	-
J58130	Publishing of newspapers, journals and periodicals	S	S	S	S	S	S
J59140	Motion picture projection activities	3	-	-	-	-	-
J60101	Radio broadcasting and relay station and studios	3	-	-	-	-	-
J60201	Television broadcasting and relay stations and studios including closed circuit television services	S	S	S	S	S	S
J61101	Wired (landline) services	3	-	-	-	-	-
J61300	Satellite telecommunications activities	S	S	S	S	S	S
J62010	Computer programming activities	S	S	S	S	S	S
	XI - Davao Region	9	-	-	-	-	-
J58130	Publishing of newspapers, journals and periodicals	S	S	S	S	S	S
J60101	Radio broadcasting and relay station and studios	4	-	-	-	-	-
J61300	Satellite telecommunications activities	S	S	S	S	S	S
	XII - SOCCSKSARGEN	9	72	-	72	-	-
J60101	Radio broadcasting and relay station and studios	3	-	-	-	-	-
J61101	Wired (landline) services	4	72	-	72	-	-
J61300	Satellite telecommunications activities	S	S	S	S	S	S
J62010	Computer programming activities	S	S	S	S	S	S
	XIII - Caraga	S	S	S	S	S	S
J60101	Radio broadcasting and relay station and studios	S	S	S	S	S	S
J61300	Satellite telecommunications activities	S	S	S	S	S	S

a/ - combined with J58190

TABLE 7a Number of Establishments and Gross Additions to Tangible Fixed Assets for Information and Communication Establishments with Total Employment of 20 and Over by Industry Sub-Class: Philippines, 2010

(Value in thousand pesos. Details may not add up to total due to rounding and/or statistical disclosure control)

2009 PSIC Code	Region / Industry Description	Number of Establishments	Gross Additions	Capital Expenditures	Sale of Tangible Fixed Assets
		(1)	(2)	(3)	(4)
	<b>Philippines</b>	<b>599</b>	<b>66,573,537</b>	<b>67,766,020</b>	<b>1,192,483</b>
J58110	Book publishing	32	79,005	79,005	-
J58120	Publishing of directories and mailing lists	a/	a/	a/	a/
J58130	Publishing of newspapers, journals and periodicals	37	259,133	263,072	3,939
J58190	Other publishing activities	5	41,338	41,893	555
J58200	Software publishing	12	28,430	37,965	9,535
J59110	Motion picture, video and television programme activities	11	79,027	79,027	-
J59120	Motion picture, video and television programme post-production activities	9	5,017	5,053	36
J59140	Motion picture projection activities	32	270,449	270,449	-
J59201	Sound recording activities	6	5,247	5,247	-
J59202	Publishing of music	s	s	s	s
J60101	Radio broadcasting and relay station and studios	54	3,016,741	3,018,625	1,884
J60201	Television broadcasting and relay stations and studios including closed circuit television services	9	473,988	491,189	17,201
J60202	Television program production	9	100,670	101,045	375
J61101	Wired (landline) services	25	9,258,342	9,960,696	702,354
J61102	Wired internet access service activities (e.g. dsl, leased line, dial-up)	4	1,299,028	1,301,099	2,071
J61109	Other wired telecommunications activities	6	461,999	461,999	-
J61202	Mobile telecommunications services	3	48,290,182	48,344,574	54,392
J61203	Wireless internet access services (e.g. internet service provider, broadband)	11	116,589	118,816	2,227
J61209	Other wireless telecommunication services, n.e.c.	s	s	s	s
J61300	Satellite telecommunications activities	54	1,070,597	1,121,454	50,857
J61901	Telephone access in facilities open to the public service activities	s	s	s	s
J61902	Internet access in facilities open to the public service activities	3	918	918	-
J61909	Other telecommunications service activities, n.e.c.	9	11,601	13,869	2,268
J62010	Computer programming activities	191	802,815	835,461	32,646
J62090	Other information technology and computer service activities	13	(179,027)	33,471	212,498
J63111	Data processing	48	1,062,057	1,161,522	99,465
J63112	Website hosting services	s	s	s	s
J63113	Application hosting services	8	8,280	8,460	180
J63990	Other information service activities, n.e.c.	s	s	s	s

TABLE 7a Number of Establishments and Gross Additions to Tangible Fixed Assets for Information and Communication Establishments with Total Employment of 20 and Over by Industry Sub-Class: Philippines, 2010 *(Continued)*

(Value in thousand pesos. Details may not add up to total due to rounding and/or statistical disclosure control)

2009 PSIC Code	Region / Industry Description	Number of Establishments	Gross Additions	Capital Expenditures	Sale of Tangible Fixed Assets
		(1)	(2)	(3)	(4)
	<b>National Capital Region</b>	<b>431</b>	<b>65,641,558</b>	<b>66,827,846</b>	<b>1,186,288</b>
J58110	Book publishing	29	75,792	75,792	-
J58130	Publishing of newspapers, journals and periodicals	28	250,848	254,673	3,825
J58190	Other publishing activities	3	4,209	4,764	555
J58200	Software publishing	8	22,720	32,255	9,535
J59110	Motion picture, video and television programme activities	10	46,153	46,153	-
J59120	Motion picture, video and television programme post-production activities	9	5,017	5,053	36
J59140	Motion picture projection activities	16	237,100	237,100	-
J59201	Sound recording activities	6	5,247	5,247	-
J59202	Publishing of music	s	s	s	s
J60101	Radio broadcasting and relay station and studios	20	2,871,642	2,872,573	931
J60201	Television broadcasting and relay stations and studios including closed circuit television services	6	365,081	381,889	16,808
J60202	Television program production	9	100,670	101,045	375
J61101	Wired (landline) services	4	9,147,555	9,849,302	701,747
J61102	Wired internet access service activities (e.g. dsl, leased line, dial-up)	4	1,299,028	1,301,099	2,071
J61109	Other wired telecommunications activities	4	432,933	432,933	-
J61202	Mobile telecommunications services	3	48,290,182	48,344,574	54,392
J61203	Wireless internet access services (e.g. internet service provider, broadband)	11	116,589	118,816	2,227
J61209	Other wireless telecommunication services, n.e.c.	s	s	s	s
J61300	Satellite telecommunications activities	18	882,697	932,114	49,417
J61902	Internet access in facilities open to the public service activities	3	918	918	-
J61909	Other telecommunications service activities, n.e.c.	8	11,587	13,855	2,268
J62010	Computer programming activities	170	635,233	665,191	29,958
J62090	Other information technology and computer service activities	13	(179,027)	33,471	212,498
J63111	Data processing	35	1,004,356	1,103,821	99,465
J63112	Website hosting services	s	s	s	s
J63113	Application hosting services	8	8,280	8,460	180
J63990	Other information service activities, n.e.c.	s	s	s	s
	<b>Cordillera Administrative Region</b>	<b>5</b>	<b>5,163</b>	<b>5,163</b>	<b>-</b>
J58130	Publishing of newspapers, journals and periodicals	s	s	s	s
J59140	Motion picture projection activities	s	s	s	s
J60101	Radio broadcasting and relay station and studios	s	s	s	s
J61300	Satellite telecommunications activities	s	s	s	s

TABLE 7a Number of Establishments and Gross Additions to Tangible Fixed Assets for Information and Communication Establishments with Total Employment of 20 and Over by Industry Sub-Class: Philippines, 2010 *(Continued)*

(Value in thousand pesos. Details may not add up to total due to rounding and/or statistical disclosure control)

2009 PSIC Code	Region / Industry Description	Number of Establishments	Gross Additions	Capital Expenditures	Sale of Tangible Fixed Assets
		(1)	(2)	(3)	(4)
	<b>I-Ilocos Region</b>	<b>4</b>	<b>8,554</b>	<b>8,751</b>	<b>197</b>
J60101	Radio broadcasting and relay station and studios	S	S	S	S
J60201	Television broadcasting and relay stations and studios including closed circuit television services	S	S	S	S
J61300	Satellite telecommunications activities	S	S	S	S
J63112	Website hosting services	S	S	S	S
	<b>II - Cagayan Valley</b>	<b>3</b>	<b>4,633</b>	<b>4,633</b>	<b>-</b>
J60101	Radio broadcasting and relay station and studios	S	S	S	S
J61300	Satellite telecommunications activities	S	S	S	S
	<b>III - Central Luzon</b>	<b>24</b>	<b>159,868</b>	<b>161,458</b>	<b>1,590</b>
J58110	Book publishing	S	S	S	S
J58130	Publishing of newspapers, journals and periodicals	S	S	S	S
J59140	Motion picture projection activities	4	15,044	15,044	-
J60101	Radio broadcasting and relay station and studios	S	S	S	S
J61101	Wired (landline) services	4	39,156	39,156	-
J61300	Satellite telecommunications activities	4	71,140	72,579	1,439
J62010	Computer programming activities	4	-	-	-
J63111	Data processing	4	23,026	23,026	-
	<b>IVA - CALABARZON</b>	<b>24</b>	<b>67,720</b>	<b>67,720</b>	<b>-</b>
J58110	Book publishing	S	S	S	S
J58200	Software publishing	S	S	S	S
J59140	Motion picture projection activities	5	15,729	15,729	-
J60101	Radio broadcasting and relay station and studios	S	S	S	S
J61101	Wired (landline) services	10	37,337	37,337	-
J61109	Other wired telecommunications activities				
J61300	Satellite telecommunications activities	8	14,401	14,401	-
J62010	Computer programming activities	3	267	267	-
J63111	Data processing	S	S	S	S
	<b>IVB - MIMAROPA</b>	<b>3</b>	<b>-</b>	<b>-</b>	<b>-</b>
J61101	Wired (landline) services	S	S	S	S
J61300	Satellite telecommunications activities	S	S	S	S

TABLE 7a Number of Establishments and Gross Additions to Tangible Fixed Assets for Information and Communication Establishments with Total Employment of 20 and Over by Industry Sub-Class: Philippines, 2010 *(Continued)*

(Value in thousand pesos. Details may not add up to total due to rounding and/or statistical disclosure control)

2009 PSIC Code	Region / Industry Description	Number of Establishments	Gross Additions	Capital Expenditures	Sale of Tangible Fixed Assets	
		(1)	(2)	(3)	(4)	
V - Bicol Region		6	14,890	14,890	-	
J59140	Motion picture projection activities	S	S	S	S	
J60101	Radio broadcasting and relay station and studios	S	S	S	S	
J61101	Wired (landline) services	S	S	S	S	
J61300	Satellite telecommunications activities	S	S	S	S	
J61901	Telephone access in facilities open to the public service activities	S	S	S	S	
J63111	Data processing	S	S	S	S	
VI - Western Visayas		14	17,100	17,100	-	
J58130	Publishing of newspapers, journals and periodicals	S	S	S	S	
J60101	Radio broadcasting and relay station and studios	S	S	S	S	
J61101	Wired (landline) services	3	11,290	11,290	-	
J61300	Satellite telecommunications activities	5	132	132	-	
VII - Central Visayas		43	473,313	476,414	3,101	
J58110	Book publishing	}				
J58120	Publishing of directories and mailing lists	}	6	40,923	40,923	-
J58130	Publishing of newspapers, journals and periodicals	}				
J58200	Software publishing	3	3,286	3,286	-	
J59110	Motion picture, video and television programme activities	}				
J59140	Motion picture projection activities	}	3	32,874	32,874	-
J60101	Radio broadcasting and relay station and studios	9	15,175	15,588	413	
J60201	Television broadcasting and relay stations and studios including closed circuit television services	S	S	S	S	
J61109	Other wired telecommunications activities	S	S	S	S	
J61300	Satellite telecommunications activities	S	S	S	S	
J61909	Other telecommunications service activities, n.e.c.	S	S	S	S	
J62010	Computer programming activities	12	167,288	169,976	2,688	
J63111	Data processing	6	19,407	19,407	-	
VIII - Eastern Visayas		6	18,792	18,792	-	
J60101	Radio broadcasting and relay station and studios	S	S	S	S	
J61101	Wired (landline) services	S	S	S	S	
J61300	Satellite telecommunications activities	S	S	S	S	
J63111	Data processing	S	S	S	S	

TABLE 7a Number of Establishments and Gross Additions to Tangible Fixed Assets for Information and Communication Establishments with Total Employment of 20 and Over by Industry Sub-Class: Philippines, 2010 *(Concluded)*

(Value in thousand pesos. Details may not add up to total due to rounding and/or statistical disclosure control)

2009 PSIC Code	Region / Industry Description	Number of Establishments	Gross Additions	Capital Expenditures	Sale of Tangible Fixed Assets
		(1)	(2)	(3)	(4)
<b>IX - Zamboanga Peninsula</b>					
		<b>S</b>	<b>S</b>	<b>S</b>	<b>S</b>
J61101	Wired (landline) services	S	S	S	S
J61300	Satellite telecommunications activities	S	S	S	S
<b>X - Northern Mindanao</b>					
		<b>14</b>	<b>27,959</b>	<b>28,156</b>	<b>197</b>
J58130	Publishing of newspapers, journals and periodicals	S	S	S	S
J59140	Motion picture projection activities	3	-	-	-
J60101	Radio broadcasting and relay station and studios	3	3,561	3,561	-
J60201	Television broadcasting and relay stations and studios including closed circuit television services	S	S	S	S
J61101	Wired (landline) services	3	2,336	2,336	-
J61300	Satellite telecommunications activities	S	S	S	S
J62010	Computer programming activities	S	S	S	S
<b>XI - Davao Region</b>					
		<b>9</b>	<b>85,849</b>	<b>86,352</b>	<b>503</b>
J58130	Publishing of newspapers, journals and periodicals	S	S	S	S
J60101	Radio broadcasting and relay station and studios	4	81,820	82,323	503
J61300	Satellite telecommunications activities	S	S	S	S
<b>XII - SOCCSKSARGEN</b>					
		<b>9</b>	<b>46,874</b>	<b>47,481</b>	<b>607</b>
J60101	Radio broadcasting and relay station and studios	3	17,061	17,061	-
J61101	Wired (landline) services	4	29,786	30,393	607
J61300	Satellite telecommunications activities	S	S	S	S
J62010	Computer programming activities	S	S	S	S
<b>XIII - Caraga</b>					
		<b>S</b>	<b>S</b>	<b>S</b>	<b>S</b>
J60101	Radio broadcasting and relay station and studios	S	S	S	S
J61300	Satellite telecommunications activities	S	S	S	S

a/ - combined with J58190

TABLE 7a.1 Number of Establishments and Sale of Tangible Fixed Assets by Type for Information and Communication  
Establishments with Total Employment of 20 and Over by Industry Sub-Class: Philippines, 2010

(Value in thousand pesos. Details may not add up to total due to rounding and/or statistical disclosure control)

2009 PSIC Code	Region / Industry Description	Number of Establishments	Sale of Tangible Fixed Assets			
			Total	Land	Buildings, Other Structures and Land Improvements	Transport Equipment
		(1)	(2)	(3)	(4)	(5)
Philippines		599	1,192,483	245,000	601,240	106,205
J58110	Book publishing	32	-	-	-	-
J58120	Publishing of directories and mailing lists	a/	a/	a/	a/	a/
J58130	Publishing of newspapers, journals and periodicals	37	3,939	-	-	2,161
J58190	Other publishing activities	5	555	-	-	-
J58200	Software publishing	12	9,535	-	-	1,470
J59110	Motion picture, video and television programme activities	11	-	-	-	-
J59120	Motion picture, video and television programme post-production activities	9	36	-	-	-
J59140	Motion picture projection activities	32	-	-	-	-
J59201	Sound recording activities	6	-	-	-	-
J59202	Publishing of music	s	s	s	s	s
J60101	Radio broadcasting and relay station and studios	54	1,884	-	-	1,419
J60201	Television broadcasting and relay stations and studios including closed circuit television services	9	17,201	-	-	9,687
J60202	Television program production	9	375	-	-	-
J61101	Wired (landline) services	25	702,354	245,000	387,000	32,702
J61102	Wired internet access service activities (e.g. dsl, leased line, dial-up)	4	2,071	-	2,071	-
J61109	Other wired telecommunications activities	6	-	-	-	-
J61202	Mobile telecommunications services	3	54,392	-	-	35,382
J61203	Wireless internet access services (e.g. internet service provider, broadband)	11	2,227	-	1,316	-
J61209	Other wireless telecommunication services, n.e.c.	s	s	s	s	s
J61300	Satellite telecommunications activities	54	50,857	-	-	407
J61901	Telephone access in facilities open to the public service activities	s	s	s	s	s
J61902	Internet access in facilities open to the public service activities	3	-	-	-	-
J61909	Other telecommunications service activities, n.e.c.	9	2,268	-	-	-
J62010	Computer programming activities	191	32,646	-	-	6,096
J62090	Other information technology and computer service activities	13	212,498	-	210,089	2,409
J63111	Data processing	48	99,465	-	765	14,472
J63112	Website hosting services	s	s	s	s	s
J63113	Application hosting services	8	180	-	-	-
J63990	Other information service activities, n.e.c.	s	s	s	s	



TABLE 7a.1 Number of Establishments and Sale of Tangible Fixed Assets by Type for Information and Communication  
Establishments with Total Employment of 20 and Over by Industry Sub-Class: Philippines, 2010 *(Continued)*

(Value in thousand pesos. Details may not add up to total due to rounding and/or statistical disclosure control)

2009 PSIC Code	Region / Industry Description	Number of Establishments	Sale of Tangible Fixed Assets			
			Total	Land	Buildings, Other Structures and Land Improvements	Transport Equipment
		(1)	(2)	(3)	(4)	(5)
National Capital Region		431	1,186,288	245,000	601,240	105,058
J58110	Book publishing	29	-	-	-	-
J58130	Publishing of newspapers, journals and periodicals	28	3,825	-	-	2,161
J58190	Other publishing activities	3	555	-	-	-
J58200	Software publishing	8	9,535	-	-	1,470
J59110	Motion picture, video and television programme activities	10	-	-	-	-
J59120	Motion picture, video and television programme post-production activities	9	36	-	-	-
J59140	Motion picture projection activities	16	-	-	-	-
J59201	Sound recording activities	6	-	-	-	-
J59202	Publishing of music	s	s	s	s	s
J60101	Radio broadcasting and relay station and studios	20	931	-	-	931
J60201	Television broadcasting and relay stations and studios including closed circuit television services	6	16,808	-	-	9,466
J60202	Television program production	9	375	-	-	-
J61101	Wired (landline) services	4	701,747	245,000	387,000	32,265
J61102	Wired internet access service activities (e.g. dsl, leased line, dial-up)	4	2,071	-	2,071	-
J61109	Other wired telecommunications activities	4	-	-	-	-
J61202	Mobile telecommunications services	3	54,392	-	-	35,382
J61203	Wireless internet access services (e.g. internet service provider, broadband)	11	2,227	-	1,316	-
J61209	Other wireless telecommunication services, n.e.c.	s	s	s	s	s
J61300	Satellite telecommunications activities	18	49,417	-	-	407
J61902	Internet access in facilities open to the public service activities	3	-	-	-	-
J61909	Other telecommunications service activities, n.e.c.	8	2,268	-	-	-
J62010	Computer programming activities	170	29,958	-	-	6,096
J62090	Other information technology and computer service activities	13	212,498	-	210,089	2,409
J63111	Data processing	35	99,465	-	765	14,472
J63112	Website hosting services	s	s	s	s	s
J63113	Application hosting services	8	180	-	-	-
J63990	Other information service activities, n.e.c.	s	s	s	s	s
Cordillera Administrative Region		5	-	-	-	-
J58130	Publishing of newspapers, journals and periodicals	s	s	s	s	s
J59140	Motion picture projection activities	s	s	s	s	s
J60101	Radio broadcasting and relay station and studios	s	s	s	s	s
J61300	Satellite telecommunications activities	s	s	s	s	

TABLE 7a.1 Number of Establishments and Sale of Tangible Fixed Assets by Type for Information and Communication  
Establishments with Total Employment of 20 and Over by Industry Sub-Class: Philippines, 2010 *(Continued)*

(Value in thousand pesos. Details may not add up to total due to rounding and/or statistical disclosure control)

2009 PSIC Code	Region / Industry Description	Number of Establishments	Sale of Tangible Fixed Assets			
			Total	Land	Buildings, Other Structures and Land Improvements	Transport Equipment
		(1)	(2)	(3)	(4)	(5)
	<b>I-Ilocos Region</b>	<b>4</b>	<b>197</b>	-	-	<b>111</b>
J60101	Radio broadcasting and relay station and studios	S	S	S	S	S
J60201	Television broadcasting and relay stations and studios including closed circuit television services	S	S	S	S	S
J61300	Satellite telecommunications activities	S	S	S	S	S
J63112	Website hosting services	S	S	S	S	S
	<b>II - Cagayan Valley</b>	<b>3</b>	-	-	-	-
J60101	Radio broadcasting and relay station and studios	S	S	S	S	S
J61300	Satellite telecommunications activities	S	S	S	S	S
	<b>III - Central Luzon</b>	<b>24</b>	<b>1,590</b>	-	-	-
J58110	Book publishing	S	S	S	S	S
J58130	Publishing of newspapers, journals and periodicals	S	S	S	S	S
J59140	Motion picture projection activities	4	-	-	-	-
J60101	Radio broadcasting and relay station and studios	S	S	S	S	S
J61101	Wired (landline) services	4	-	-	-	-
J61300	Satellite telecommunications activities	4	1,439	-	-	-
J62010	Computer programming activities	4	-	-	-	-
J63111	Data processing	4	-	-	-	-
	<b>IVA - CALABARZON</b>	<b>24</b>	-	-	-	-
J58110	Book publishing	S	S	S	S	S
J58200	Software publishing	S	S	S	S	S
J59140	Motion picture projection activities	5	-	-	-	-
J60101	Radio broadcasting and relay station and studios	S	S	S	S	S
J61101	Wired (landline) services	10	-	-	-	-
J61109	Other wired telecommunications activities					
J61300	Satellite telecommunications activities	8	-	-	-	-
J62010	Computer programming activities	3	-	-	-	-
J63111	Data processing	S	S	S	S	S
	<b>IVB - MIMAROPA</b>	<b>3</b>	-	-	-	-
J61101	Wired (landline) services	S	S	S	S	S
J61300	Satellite telecommunications activities	S	S	S	S	S

TABLE 7a.1 Number of Establishments and Sale of Tangible Fixed Assets by Type for Information and Communication  
Establishments with Total Employment of 20 and Over by Industry Sub-Class: Philippines, 2010 *(Continued)*

(Value in thousand pesos. Details may not add up to total due to rounding and/or statistical disclosure control)

2009 PSIC Code	Region / Industry Description	Number of Establishments	Sale of Tangible Fixed Assets			
			Total	Land	Buildings, Other Structures and Land Improvements	Transport Equipment
		(1)	(2)	(3)	(4)	(5)
V - Bicol Region		6	-	-	-	-
J59140	Motion picture projection activities	S	S	S	S	S
J60101	Radio broadcasting and relay station and studios	S	S	S	S	S
J61101	Wired (landline) services	S	S	S	S	S
J61300	Satellite telecommunications activities	S	S	S	S	S
J61901	Telephone access in facilities open to the public service activities	S	S	S	S	S
J63111	Data processing	S	S	S	S	S
VI - Western Visayas		14	-	-	-	-
J58130	Publishing of newspapers, journals and periodicals	S	S	S	S	S
J60101	Radio broadcasting and relay station and studios	S	S	S	S	S
J61101	Wired (landline) services	3	-	-	-	-
J61300	Satellite telecommunications activities	5	-	-	-	-
VII - Central Visayas		43	3,101	-	-	233
J58110	Book publishing	}				
J58120	Publishing of directories and mailing lists	}	6	-	-	-
J58130	Publishing of newspapers, journals and periodicals	}				
J58200	Software publishing	3	-	-	-	-
J59110	Motion picture, video and television programme activities	}				
J59140	Motion picture projection activities	}	3	-	-	-
J60101	Radio broadcasting and relay station and studios	9	413	-	-	233
J60201	Television broadcasting and relay stations and studios including closed circuit television services	S	S	S	S	S
J61109	Other wired telecommunications activities	S	S	S	S	S
J61300	Satellite telecommunications activities	S	S	S	S	S
J61909	Other telecommunications service activities, n.e.c.	S	S	S	S	S
J62010	Computer programming activities	12	2,688	-	-	-
J63111	Data processing	6	-	-	-	-
VIII - Eastern Visayas		6	-	-	-	-
J60101	Radio broadcasting and relay station and studios	S	S	S	S	S
J61101	Wired (landline) services	S	S	S	S	S
J61300	Satellite telecommunications activities	S	S	S	S	S
J63111	Data processing	S	S	S	S	S

TABLE 7a.1 Number of Establishments and Sale of Tangible Fixed Assets by Type for Information and Communication  
Establishments with Total Employment of 20 and Over by Industry Sub-Class: Philippines, 2010 *(Continued)*

(Value in thousand pesos. Details may not add up to total due to rounding and/or statistical disclosure control)

2009 PSIC Code	Region / Industry Description	Number of Establishments	Sale of Tangible Fixed Assets			
			Total	Land	Buildings, Other Structures and Land Improvements	Transport Equipment
		(1)	(2)	(3)	(4)	(5)
IX - Zamboanga Peninsula		S	S	S	S	S
J61101	Wired (landline) services	S	S	S	S	S
J61300	Satellite telecommunications activities	S	S	S	S	S
X - Northern Mindanao		14	197	-	-	111
J58130	Publishing of newspapers, journals and periodicals	S	S	S	S	S
J59140	Motion picture projection activities	3	-	-	-	-
J60101	Radio broadcasting and relay station and studios	3	-	-	-	-
J60201	Television broadcasting and relay stations and studios including closed circuit television services	S	S	S	S	S
J61101	Wired (landline) services	3	-	-	-	-
J61300	Satellite telecommunications activities	S	S	S	S	S
J62010	Computer programming activities	S	S	S	S	S
XI - Davao Region		9	503	-	-	255
J58130	Publishing of newspapers, journals and periodicals	S	S	S	S	S
J60101	Radio broadcasting and relay station and studios	4	503	-	-	255
J61300	Satellite telecommunications activities	S	S	S	S	S
XII - SOCCSKSARGEN		9	607	-	-	437
J60101	Radio broadcasting and relay station and studios	3	-	-	-	-
J61101	Wired (landline) services	4	607	-	-	437
J61300	Satellite telecommunications activities	S	S	S	S	S
J62010	Computer programming activities	S	S	S	S	S
XIII - Caraga		S	S	S	S	S
J60101	Radio broadcasting and relay station and studios	S	S	S	S	S
J61300	Satellite telecommunications activities	S	S	S	S	S

TABLE 7a.1 Number of Establishments and Sale of Tangible Fixed Assets by Type for Information and Communication  
Establishments with Total Employment of 20 and Over by Industry Sub-Class: Philippines, 2010 *(Continued)*

(Value in thousand pesos. Details may not add up to total due to rounding and/or statistical disclosure control)

2009 PSIC Code	Region / Industry Description	Sale of Tangible Fixed Assets			
		ICT Machinery and Equipment	Other Machinery and Equipment	Valuables	Other Tangible Fixed Assets
		(6)	(7)	(8)	(9)
	<b>Philippines</b>	<b>87,598</b>	<b>143,963</b>	<b>-</b>	<b>8,477</b>
J58110	Book publishing	-	-	-	-
J58120	Publishing of directories and mailing lists	a/	a/	a/	a/
J58130	Publishing of newspapers, journals and periodicals	114	1,664	-	-
J58190	Other publishing activities	555	-	-	-
J58200	Software publishing	570	7,495	-	-
J59110	Motion picture, video and television programme activities	-	-	-	-
J59120	Motion picture, video and television programme post-production activities	-	36	-	-
J59140	Motion picture projection activities	-	-	-	-
J59201	Sound recording activities	-	-	-	-
J59202	Publishing of music	s	s	s	s
J60101	Radio broadcasting and relay station and studios	323	142	-	-
J60201	Television broadcasting and relay stations and studios including closed circuit television services	6,415	1,099	-	-
J60202	Television program production	-	375	-	-
J61101	Wired (landline) services	30,179	435	-	7,038
J61102	Wired internet access service activities (e.g. dsl, leased line, dial-up)	-	-	-	-
J61109	Other wired telecommunications activities	-	-	-	-
J61202	Mobile telecommunications services	19,010	-	-	-
J61203	Wireless internet access services (e.g. internet service provider, broadband)	911	-	-	-
J61209	Other wireless telecommunication services, n.e.c.	s	s	s	s
J61300	Satellite telecommunications activities	1,245	47,766	-	1,439
J61901	Telephone access in facilities open to the public service activities	s	s	s	s
J61902	Internet access in facilities open to the public service activities	-	-	-	-
J61909	Other telecommunications service activities, n.e.c.	-	2,268	-	-
J62010	Computer programming activities	25,257	1,294	-	-
J62090	Other information technology and computer service activities	-	-	-	-
J63111	Data processing	2,839	81,390	-	-
J63112	Website hosting services	s	s	s	s
J63113	Application hosting services	180	-	-	-
J63990	Other information service activities, n.e.c.	s	s	s	s

TABLE 7a.1 Number of Establishments and Sale of Tangible Fixed Assets by Type for Information and Communication  
Establishments with Total Employment of 20 and Over by Industry Sub-Class: Philippines, 2010 *(Continued)*

(Value in thousand pesos. Details may not add up to total due to rounding and/or statistical disclosure control)

2009 PSIC Code	Region / Industry Description	Sale of Tangible Fixed Assets			
		ICT Machinery and Equipment	Other Machinery and Equipment	Valuables	Other Tangible Fixed Assets
		(6)	(7)	(8)	(9)
	<b>National Capital Region</b>	<b>85,288</b>	<b>142,702</b>	<b>-</b>	<b>7,000</b>
J58110	Book publishing	-	-	-	-
J58130	Publishing of newspapers, journals and periodicals	-	1,664	-	-
J58190	Other publishing activities	555	-	-	-
J58200	Software publishing	570	7,495	-	-
J59110	Motion picture, video and television programme activities	-	-	-	-
J59120	Motion picture, video and television programme post-production activities	-	36	-	-
J59140	Motion picture projection activities	-	-	-	-
J59201	Sound recording activities	-	-	-	-
J59202	Publishing of music	S	S	S	S
J60101	Radio broadcasting and relay station and studios	-	-	-	-
J60201	Television broadcasting and relay stations and studios including closed circuit television services	6,269	1,073	-	-
J60202	Television program production	-	375	-	-
J61101	Wired (landline) services	30,169	313	-	7,000
J61102	Wired internet access service activities (e.g. dsl, leased line, dial-up)	-	-	-	-
J61109	Other wired telecommunications activities	-	-	-	-
J61202	Mobile telecommunications services	19,010	-	-	-
J61203	Wireless internet access services (e.g. internet service provider, broadband)	911	-	-	-
J61209	Other wireless telecommunication services, n.e.c.	S	S	S	S
J61300	Satellite telecommunications activities	1,245	47,766	-	-
J61902	Internet access in facilities open to the public service activities	-	-	-	-
J61909	Other telecommunications service activities, n.e.c.	-	2,268	-	-
J62010	Computer programming activities	23,540	323	-	-
J62090	Other information technology and computer service activities	-	-	-	-
J63111	Data processing	2,839	81,390	-	-
J63112	Website hosting services	S	S	S	S
J63113	Application hosting services	180	-	-	-
J63990	Other information service activities, n.e.c.	S	S	S	S
	<b>Cordillera Administrative Region</b>	<b>-</b>	<b>-</b>	<b>-</b>	<b>-</b>
J58130	Publishing of newspapers, journals and periodicals	S	S	S	S
J59140	Motion picture projection activities	S	S	S	S
J60101	Radio broadcasting and relay station and studios	S	S	S	S
J61300	Satellite telecommunications activities	S	S	S	S

TABLE 7a.1 Number of Establishments and Sale of Tangible Fixed Assets by Type for Information and Communication  
Establishments with Total Employment of 20 and Over by Industry Sub-Class: Philippines, 2010 *(Continued)*

(Value in thousand pesos. Details may not add up to total due to rounding and/or statistical disclosure control)

2009 PSIC Code	Region / Industry Description	Sale of Tangible Fixed Assets			
		ICT Machinery and Equipment	Other Machinery and Equipment	Valuables	Other Tangible Fixed Assets
		(6)	(7)	(8)	(9)
I-Ilocos Region		73	13	-	
J60101	Radio broadcasting and relay station and studios	S	S	S	S
J60201	Television broadcasting and relay stations and studios including closed circuit television services	S	S	S	S
J61300	Satellite telecommunications activities	S	S	S	S
J63112	Website hosting services	S	S	S	S
II - Cagayan Valley		-	-	-	-
J60101	Radio broadcasting and relay station and studios	S	S	S	S
J61300	Satellite telecommunications activities	S	S	S	S
III - Central Luzon		114	37	-	1,439
J58110	Book publishing	S	S	S	S
J58130	Publishing of newspapers, journals and periodicals	S	S	S	S
J59140	Motion picture projection activities	-	-	-	-
J60101	Radio broadcasting and relay station and studios	S	S	S	S
J61101	Wired (landline) services	-	-	-	-
J61300	Satellite telecommunications activities	-	-	-	1,439
J62010	Computer programming activities	-	-	-	-
J63111	Data processing	-	-	-	-
IVA - CALABARZON		-	-	-	-
J58110	Book publishing	S	S	S	S
J58200	Software publishing	S	S	S	S
J59140	Motion picture projection activities	-	-	-	-
J60101	Radio broadcasting and relay station and studios	S	S	S	S
J61101	Wired (landline) services	-	-	-	-
J61109	Other wired telecommunications activities	-	-	-	-
J61300	Satellite telecommunications activities	-	-	-	-
J62010	Computer programming activities	-	-	-	-
J63111	Data processing	S	S	S	S
IVB - MIMAROPA		-	-	-	-
J61101	Wired (landline) services	S	S	S	S
J61300	Satellite telecommunications activities	S	S	S	S

TABLE 7a.1 Number of Establishments and Sale of Tangible Fixed Assets by Type for Information and Communication  
Establishments with Total Employment of 20 and Over by Industry Sub-Class: Philippines, 2010 *(Continued)*

(Value in thousand pesos. Details may not add up to total due to rounding and/or statistical disclosure control)

2009 PSIC Code	Region / Industry Description	Sale of Tangible Fixed Assets			
		ICT Machinery and Equipment	Other Machinery and Equipment	Valuables	Other Tangible Fixed Assets
		(6)	(7)	(8)	(9)
V - Bicol Region		-	-	-	-
J59140	Motion picture projection activities	S	S	S	S
J60101	Radio broadcasting and relay station and studios	S	S	S	S
J61101	Wired (landline) services	S	S	S	S
J61300	Satellite telecommunications activities	S	S	S	S
J61901	Telephone access in facilities open to the public service activities	S	S	S	S
J63111	Data processing	S	S	S	S
VI - Western Visayas		-	-	-	-
J58130	Publishing of newspapers, journals and periodicals	S	S	S	S
J60101	Radio broadcasting and relay station and studios	S	S	S	S
J61101	Wired (landline) services	-	-	-	-
J61300	Satellite telecommunications activities	-	-	-	-
VII - Central Visayas		1,871	997	-	-
J58110	Book publishing	}			
J58120	Publishing of directories and mailing lists	}	-	-	-
J58130	Publishing of newspapers, journals and periodicals	}			
J58200	Software publishing	-	-	-	-
J59110	Motion picture, video and television programme activities	}			
J59140	Motion picture projection activities	}	-	-	-
J60101	Radio broadcasting and relay station and studios	154	26	-	-
J60201	Television broadcasting and relay stations and studios including closed circuit television services	S	S	S	S
J61109	Other wired telecommunications activities	S	S	S	S
J61300	Satellite telecommunications activities	S	S	S	S
J61909	Other telecommunications service activities, n.e.c.	S	S	S	S
J62010	Computer programming activities	1,717	971	-	-
J63111	Data processing	-	-	-	-
VIII - Eastern Visayas		-	-	-	-
J60101	Radio broadcasting and relay station and studios	S	S	S	S
J61101	Wired (landline) services	S	S	S	S
J61300	Satellite telecommunications activities	S	S	S	S
J63111	Data processing	S	S	S	S



TABLE 7a.1 Number of Establishments and Sale of Tangible Fixed Assets by Type for Information and Communication  
Establishments with Total Employment of 20 and Over by Industry Sub-Class: Philippines, 2010 *(Concluded)*

(Value in thousand pesos. Details may not add up to total due to rounding and/or statistical disclosure control)

2009 PSIC Code	Region / Industry Description	Sale of Tangible Fixed Assets			
		ICT Machinery and Equipment	Other Machinery and Equipment	Valuables	Other Tangible Fixed Assets
		(6)	(7)	(8)	(9)
	IX - Zamboanga Peninsula	S	S	S	S
J61101	Wired (landline) services	S	S	S	S
J61300	Satellite telecommunications activities	S	S	S	S
	X - Northern Mindanao	73	13	-	-
J58130	Publishing of newspapers, journals and periodicals	S	S	S	S
J59140	Motion picture projection activities	-	-	-	-
J60101	Radio broadcasting and relay station and studios	-	-	-	-
J60201	Television broadcasting and relay stations and studios including closed circuit television services	S	S	S	S
J61101	Wired (landline) services	-	-	-	-
J61300	Satellite telecommunications activities	S	S	S	S
J62010	Computer programming activities	S	S	S	S
	XI - Davao Region	169	79	-	-
J58130	Publishing of newspapers, journals and periodicals	S	S	S	S
J60101	Radio broadcasting and relay station and studios	169	79	-	-
J61300	Satellite telecommunications activities	S	S	S	S
	XII - SOCCSKSARGEN	10	122	-	38
J60101	Radio broadcasting and relay station and studios	-	-	-	-
J61101	Wired (landline) services	10	122	-	38
J61300	Satellite telecommunications activities	S	S	S	S
J62010	Computer programming activities	S	S	S	S
	XIII - Caraga	S	S	S	S
J60101	Radio broadcasting and relay station and studios	S	S	S	S
J61300	Satellite telecommunications activities	S	S	S	S

a/ - combined with J58190

TABLE 7a.2 Number of Establishments and Losses and Damages to Tangible Fixed Assets by Type for Information and Communication  
Establishments with Total Employment of 20 and Over by Industry Sub-Class: Philippines, 2010

(Value in thousand pesos. Details may not add up to total due to rounding and/or statistical disclosure control)

2009 PSIC Code	Region / Industry Description	Number of Establishments	Losses and Damages			
			Total	Land	Buildings, Other Structures and Land Improvements	Transport Equipment
		(1)	(2)	(3)	(4)	(5)
	<b>Philippines</b>	<b>599</b>	<b>97,172</b>	<b>-</b>	<b>70,561</b>	<b>2,414</b>
J58110	Book publishing	32	-	-	-	-
J58120	Publishing of directories and mailing lists	a/	a/	a/	a/	a/
J58130	Publishing of newspapers, journals and periodicals	37	131	-	-	-
J58190	Other publishing activities	5	-	-	-	-
J58200	Software publishing	12	-	-	-	-
J59110	Motion picture, video and television programme activities	11	250	-	-	250
J59120	Motion picture, video and television programme post-production activities	9	-	-	-	-
J59140	Motion picture projection activities	32	-	-	-	-
J59201	Sound recording activities	6	-	-	-	-
J59202	Publishing of music	s	s	s	s	s
J60101	Radio broadcasting and relay station and studios	54	10	-	-	-
J60201	Television broadcasting and relay stations and studios including closed circuit television services	9	-	-	-	-
J60202	Television program production	9	75	-	-	-
J61101	Wired (landline) services	25	1,822	-	99	989
J61102	Wired internet access service activities (e.g. dsl, leased line, dial-up)	4	-	-	-	-
J61109	Other wired telecommunications activities	6	1,000	-	-	989
J61202	Mobile telecommunications services	3	71,722	-	67,924	186
J61203	Wireless internet access services (e.g. internet service provider, broadband)	11	1,142	-	-	-
J61209	Other wireless telecommunication services, n.e.c.	s	s	s	s	s
J61300	Satellite telecommunications activities	54	4,311	-	2,062	-
J61901	Telephone access in facilities open to the public service activities	s	s	s	s	s
J61902	Internet access in facilities open to the public service activities	3	-	-	-	-
J61909	Other telecommunications service activities, n.e.c.	9	-	-	-	-
J62010	Computer programming activities	191	16,709	-	477	-
J62090	Other information technology and computer service activities	13	-	-	-	-
J63111	Data processing	48	-	-	-	-
J63112	Website hosting services	s	s	s	s	s
J63113	Application hosting services	8	-	-	-	-
J63990	Other information service activities, n.e.c.	s	s	s	s	s

TABLE 7a.2 Number of Establishments and Losses and Damages to Tangible Fixed Assets by Type for Information and Communication  
Establishments with Total Employment of 20 and Over by Industry Sub-Class: Philippines, 2010 *(Continued)*

(Value in thousand pesos. Details may not add up to total due to rounding and/or statistical disclosure control)

2009 PSIC Code	Region / Industry Description	Number of Establishments	Losses and Damages			
			Total	Land	Buildings, Other Structures and Land Improvements	Transport Equipment
		(1)	(2)	(3)	(4)	(5)
	<b>National Capital Region</b>	<b>431</b>	<b>79,778</b>	<b>-</b>	<b>67,924</b>	<b>1,425</b>
J58110	Book publishing	29	-	-	-	-
J58130	Publishing of newspapers, journals and periodicals	28	-	-	-	-
J58190	Other publishing activities	3	-	-	-	-
J58200	Software publishing	8	-	-	-	-
J59110	Motion picture, video and television programme activities	10	250	-	-	250
J59120	Motion picture, video and television programme post-production activities	9	-	-	-	-
J59140	Motion picture projection activities	16	-	-	-	-
J59201	Sound recording activities	6	-	-	-	-
J59202	Publishing of music	s	s	s	s	s
J60101	Radio broadcasting and relay station and studios	20	-	-	-	-
J60201	Television broadcasting and relay stations and studios including closed circuit television services	6	-	-	-	-
J60202	Television program production	9	75	-	-	-
J61101	Wired (landline) services	4	995	-	-	989
J61102	Wired internet access service activities (e.g. dsl, leased line, dial-up)	4	-	-	-	-
J61109	Other wired telecommunications activities	4	-	-	-	-
J61202	Mobile telecommunications services	3	71,722	-	67,924	186
J61203	Wireless internet access services (e.g. internet service provider, broadband)	11	1,142	-	-	-
J61209	Other wireless telecommunication services, n.e.c.	s	s	s	s	s
J61300	Satellite telecommunications activities	18	-	-	-	-
J61902	Internet access in facilities open to the public service activities	3	-	-	-	-
J61909	Other telecommunications service activities, n.e.c.	8	-	-	-	-
J62010	Computer programming activities	170	5,595	-	-	-
J62090	Other information technology and computer service activities	13	-	-	-	-
J63111	Data processing	35	-	-	-	-
J63112	Website hosting services	s	s	s	s	s
J63113	Application hosting services	8	-	-	-	-
J63990	Other information service activities, n.e.c.	s	s	s	s	s
	<b>Cordillera Administrative Region</b>	<b>5</b>	<b>-</b>	<b>-</b>	<b>-</b>	<b>-</b>
J58130	Publishing of newspapers, journals and periodicals	s	s	s	s	s
J59140	Motion picture projection activities	s	s	s	s	s
J60101	Radio broadcasting and relay station and studios	s	s	s	s	s
J61300	Satellite telecommunications activities	s	s	s	s	s

TABLE 7a.2 Number of Establishments and Losses and Damages to Tangible Fixed Assets by Type for Information and Communication Establishments with Total Employment of 20 and Over by Industry Sub-Class: Philippines, 2010 *(Continued)*

(Value in thousand pesos. Details may not add up to total due to rounding and/or statistical disclosure control)

2009 PSIC Code	Region / Industry Description	Number of Establishments	Losses and Damages			
			Total	Land	Buildings, Other Structures and Land Improvements	Transport Equipment
		(1)	(2)	(3)	(4)	(5)
	<b>I-Ilocos Region</b>	<b>4</b>	-	-	-	-
J60101	Radio broadcasting and relay station and studios	S	S	S	S	S
J60201	Television broadcasting and relay stations and studios including closed circuit television services	S	S	S	S	S
J61300	Satellite telecommunications activities	S	S	S	S	S
J63112	Website hosting services	S	S	S	S	S
	<b>II - Cagayan Valley</b>	<b>3</b>	-	-	-	-
J60101	Radio broadcasting and relay station and studios	S	S	S	S	S
J61300	Satellite telecommunications activities	S	S	S	S	S
	<b>III - Central Luzon</b>	<b>24</b>	<b>2,289</b>	-	<b>477</b>	-
J58110	Book publishing	S	S	S	S	S
J58130	Publishing of newspapers, journals and periodicals	S	S	S	S	S
J59140	Motion picture projection activities	4	-	-	-	-
J60101	Radio broadcasting and relay station and studios	S	S	S	S	S
J61101	Wired (landline) services	4	-	-	-	-
J61300	Satellite telecommunications activities	4	-	-	-	-
J62010	Computer programming activities	4	2,159	-	477	-
J63111	Data processing	4	-	-	-	-
	<b>IVA - CALABARZON</b>	<b>24</b>	<b>5,312</b>	-	<b>2,062</b>	<b>989</b>
J58110	Book publishing	S	S	S	S	S
J58200	Software publishing	S	S	S	S	S
J59140	Motion picture projection activities	5	-	-	-	-
J60101	Radio broadcasting and relay station and studios	S	S	S	S	S
J61101	Wired (landline) services	10	6,311	-	2,062	1,978
J61109	Other wired telecommunications activities					
J61300	Satellite telecommunications activities	8	4,311	-	2,062	-
J62010	Computer programming activities	3	-	-	-	-
J63111	Data processing	S	S	S	S	S
	<b>IVB - MIMAROPA</b>	<b>3</b>	-	-	-	-
J61101	Wired (landline) services	S	S	S	S	S
J61300	Satellite telecommunications activities	S	S	S	S	S

TABLE 7a.2 Number of Establishments and Losses and Damages to Tangible Fixed Assets by Type for Information and Communication  
Establishments with Total Employment of 20 and Over by Industry Sub-Class: Philippines, 2010 *(Continued)*

(Value in thousand pesos. Details may not add up to total due to rounding and/or statistical disclosure control)

2009 PSIC Code	Region / Industry Description	Number of Establishments	Losses and Damages			
			Total	Land	Buildings, Other Structures and Land Improvements	Transport Equipment
		(1)	(2)	(3)	(4)	(5)
V - Bicol Region		6	-	-	-	-
J59140	Motion picture projection activities	S	S	S	S	S
J60101	Radio broadcasting and relay station and studios	S	S	S	S	S
J61101	Wired (landline) services	S	S	S	S	S
J61300	Satellite telecommunications activities	S	S	S	S	S
J61901	Telephone access in facilities open to the public service activities	S	S	S	S	S
J63111	Data processing	S	S	S	S	S
VI - Western Visayas		14	10	-	-	-
J58130	Publishing of newspapers, journals and periodicals	S	S	S	S	S
J60101	Radio broadcasting and relay station and studios	S	S	S	S	S
J61101	Wired (landline) services	3	-	-	-	-
J61300	Satellite telecommunications activities	5	-	-	-	-
VII - Central Visayas		43	8,955	-	-	-
J58110	Book publishing	6	-	-	-	-
J58120	Publishing of directories and mailing lists					
J58130	Publishing of newspapers, journals and periodicals					
J58200	Software publishing	3	-	-	-	-
J59110	Motion picture, video and television programme activities	3	-	-	-	-
J59140	Motion picture projection activities					
J60101	Radio broadcasting and relay station and studios					
J60201	Television broadcasting and relay stations and studios including closed circuit television services	S	S	S	S	S
J61109	Other wired telecommunications activities	S	S	S	S	S
J61300	Satellite telecommunications activities	S	S	S	S	S
J61909	Other telecommunications service activities, n.e.c.	S	S	S	S	S
J62010	Computer programming activities	12	8,955	-	-	-
J63111	Data processing	6	-	-	-	-
VIII - Eastern Visayas		6	827	-	99	-
J60101	Radio broadcasting and relay station and studios	S	S	S	S	S
J61101	Wired (landline) services	S	S	S	S	S
J61300	Satellite telecommunications activities	S	S	S	S	S
J63111	Data processing	S	S	S	S	

TABLE 7a.2 Number of Establishments and Losses and Damages to Tangible Fixed Assets by Type for Information and Communication  
Establishments with Total Employment of 20 and Over by Industry Sub-Class: Philippines, 2010 *(Continued)*

(Value in thousand pesos. Details may not add up to total due to rounding and/or statistical disclosure control)

2009 PSIC Code	Region / Industry Description	Number of Establishments	Losses and Damages			
			Total	Land	Buildings, Other Structures and Land Improvements	Transport Equipment
		(1)	(2)	(3)	(4)	(5)
	<b>IX - Zamboanga Peninsula</b>	<b>S</b>	<b>S</b>	<b>S</b>	<b>S</b>	<b>S</b>
J61101	Wired (landline) services	S	S	S	S	S
J61300	Satellite telecommunications activities	S	S	S	S	S
	<b>X - Northern Mindanao</b>	<b>14</b>	<b>-</b>	<b>-</b>	<b>-</b>	<b>-</b>
J58130	Publishing of newspapers, journals and periodicals	S	S	S	S	S
J59140	Motion picture projection activities	3	-	-	-	-
J60101	Radio broadcasting and relay station and studios	3	-	-	-	-
J60201	Television broadcasting and relay stations and studios including closed circuit television services	S	S	S	S	S
J61101	Wired (landline) services	3	-	-	-	-
J61300	Satellite telecommunications activities	S	S	S	S	S
J62010	Computer programming activities	S	S	S	S	S
	<b>XI - Davao Region</b>	<b>9</b>	<b>-</b>	<b>-</b>	<b>-</b>	<b>-</b>
J58130	Publishing of newspapers, journals and periodicals	S	S	S	S	S
J60101	Radio broadcasting and relay station and studios	4	-	-	-	-
J61300	Satellite telecommunications activities	S	S	S	S	S
	<b>XII - SOCCSKSARGEN</b>	<b>9</b>	<b>-</b>	<b>-</b>	<b>-</b>	<b>-</b>
J60101	Radio broadcasting and relay station and studios	3	-	-	-	-
J61101	Wired (landline) services	4	-	-	-	-
J61300	Satellite telecommunications activities	S	S	S	S	S
J62010	Computer programming activities	S	S	S	S	S
	<b>XIII - Caraga</b>	<b>S</b>	<b>S</b>	<b>S</b>	<b>S</b>	<b>S</b>
J60101	Radio broadcasting and relay station and studios	S	S	S	S	S
J61300	Satellite telecommunications activities	S	S	S	S	S

TABLE 7a.2 Number of Establishments and Losses and Damages to Tangible Fixed Assets by Type for Information and Communication  
Establishments with Total Employment of 20 and Over by Industry Sub-Class: Philippines, 2010 *(Continued)*

(Value in thousand pesos. Details may not add up to total due to rounding and/or statistical disclosure control)

2009 PSIC Code	Region / Industry Description	Losses and Damages			
		ICT Machinery and Equipment	Other Machinery and Equipment	Valuables	Other Tangible Fixed Assets
		(6)	(7)	(8)	(9)
	<b>Philippines</b>	<b>18,957</b>	<b>2,978</b>	<b>13</b>	<b>2,250</b>
J58110	Book publishing	-	-	-	-
J58120	Publishing of directories and mailing lists	a/	a/	a/	a/
J58130	Publishing of newspapers, journals and periodicals	111	20	-	-
J58190	Other publishing activities	-	-	-	-
J58200	Software publishing	-	-	-	-
J59110	Motion picture, video and television programme activities	-	-	-	-
J59120	Motion picture, video and television programme post-production activities	-	-	-	-
J59140	Motion picture projection activities	-	-	-	-
J59201	Sound recording activities	-	-	-	-
J59202	Publishing of music	s	s	s	s
J60101	Radio broadcasting and relay station and studios	10	-	-	-
J60201	Television broadcasting and relay stations and studios including closed circuit television services	-	-	-	-
J60202	Television program production	-	75	-	-
J61101	Wired (landline) services	735	-	-	-
J61102	Wired internet access service activities (e.g. dsl, leased line, dial-up)	-	-	-	-
J61109	Other wired telecommunications activities	-	11	-	-
J61202	Mobile telecommunications services	3,371	241	-	-
J61203	Wireless internet access services (e.g. internet service provider, broadband)	-	1,142	-	-
J61209	Other wireless telecommunication services, n.e.c.	s	s	s	s
J61300	Satellite telecommunications activities	-	-	-	2,250
J61901	Telephone access in facilities open to the public service activities	s	s	s	s
J61902	Internet access in facilities open to the public service activities	-	-	-	-
J61909	Other telecommunications service activities, n.e.c.	-	-	-	-
J62010	Computer programming activities	14,730	1,489	13	-
J62090	Other information technology and computer service activities	-	-	-	-
J63111	Data processing	-	-	-	-
J63112	Website hosting services	s	s	s	s
J63113	Application hosting services	-	-	-	-
J63990	Other information service activities, n.e.c.	s	s	s	s

TABLE 7a.2 Number of Establishments and Losses and Damages to Tangible Fixed Assets by Type for Information and Communication Establishments with Total Employment of 20 and Over by Industry Sub-Class: Philippines, 2010 *(Continued)*

(Value in thousand pesos. Details may not add up to total due to rounding and/or statistical disclosure control)

2009 PSIC Code	Region / Industry Description	Losses and Damages			
		ICT Machinery and Equipment	Other Machinery and Equipment	Valuables	Other Tangible Fixed Assets
		(6)	(7)	(8)	(9)
	<b>National Capital Region</b>	<b>8,310</b>	<b>2,119</b>	<b>-</b>	<b>-</b>
J58110	Book publishing	-	-	-	-
J58130	Publishing of newspapers, journals and periodicals	-	-	-	-
J58190	Other publishing activities	-	-	-	-
J58200	Software publishing	-	-	-	-
J59110	Motion picture, video and television programme activities	-	-	-	-
J59120	Motion picture, video and television programme post-production activities	-	-	-	-
J59140	Motion picture projection activities	-	-	-	-
J59201	Sound recording activities	-	-	-	-
J59202	Publishing of music	S	S	S	S
J60101	Radio broadcasting and relay station and studios	-	-	-	-
J60201	Television broadcasting and relay stations and studios including closed circuit television services	-	-	-	-
J60202	Television program production	-	75	-	-
J61101	Wired (landline) services	6	-	-	-
J61102	Wired internet access service activities (e.g. dsl, leased line, dial-up)	-	-	-	-
J61109	Other wired telecommunications activities	-	-	-	-
J61202	Mobile telecommunications services	3,371	241	-	-
J61203	Wireless internet access services (e.g. internet service provider, broadband)	-	1,142	-	-
J61209	Other wireless telecommunication services, n.e.c.	S	S	S	S
J61300	Satellite telecommunications activities	-	-	-	-
J61902	Internet access in facilities open to the public service activities	-	-	-	-
J61909	Other telecommunications service activities, n.e.c.	-	-	-	-
J62010	Computer programming activities	4,934	662	-	-
J62090	Other information technology and computer service activities	-	-	-	-
J63111	Data processing	-	-	-	-
J63112	Website hosting services	S	S	S	S
J63113	Application hosting services	-	-	-	-
J63990	Other information service activities, n.e.c.	S	S	S	S
	<b>Cordillera Administrative Region</b>	<b>-</b>	<b>-</b>	<b>-</b>	<b>-</b>
J58130	Publishing of newspapers, journals and periodicals	S	S	S	S
J59140	Motion picture projection activities	S	S	S	S
J60101	Radio broadcasting and relay station and studios	S	S	S	S
J61300	Satellite telecommunications activities	S	S	S	S



TABLE 7a.2 Number of Establishments and Losses and Damages to Tangible Fixed Assets by Type for Information and Communication Establishments with Total Employment of 20 and Over by Industry Sub-Class: Philippines, 2010 *(Continued)*

(Value in thousand pesos. Details may not add up to total due to rounding and/or statistical disclosure control)

2009 PSIC Code	Region / Industry Description	Losses and Damages			
		ICT Machinery and Equipment	Other Machinery and Equipment	Valuables	Other Tangible Fixed Assets
		(6)	(7)	(8)	(9)
I-Ilocos Region		-	-	-	-
J60101	Radio broadcasting and relay station and studios	S	S	S	S
J60201	Television broadcasting and relay stations and studios including closed circuit television services	S	S	S	S
J61300	Satellite telecommunications activities	S	S	S	S
J63112	Website hosting services	S	S	S	S
II - Cagayan Valley		-	-	-	-
J60101	Radio broadcasting and relay station and studios	S	S	S	S
J61300	Satellite telecommunications activities	S	S	S	S
III - Central Luzon		952	848	13	-
J58110	Book publishing	S	S	S	S
J58130	Publishing of newspapers, journals and periodicals	S	S	S	S
J59140	Motion picture projection activities	-	-	-	-
J60101	Radio broadcasting and relay station and studios	S	S	S	S
J61101	Wired (landline) services	-	-	-	-
J61300	Satellite telecommunications activities	-	-	-	-
J62010	Computer programming activities	841	828	13	-
J63111	Data processing	-	-	-	-
IVA - CALABARZON		-	11	-	2,250
J58110	Book publishing	S	S	S	S
J58200	Software publishing	S	S	S	S
J59140	Motion picture projection activities	-	-	-	-
J60101	Radio broadcasting and relay station and studios	S	S	S	S
J61101	Wired (landline) services	-	22	-	2,250
J61109	Other wired telecommunications activities	-	-	-	-
J61300	Satellite telecommunications activities	-	-	-	2,250
J62010	Computer programming activities	-	-	-	-
J63111	Data processing	S	S	S	S
IVB - MIMAROPA		-	-	-	-
J61101	Wired (landline) services	S	S	S	S
J61300	Satellite telecommunications activities	S	S	S	S

TABLE 7a.2 Number of Establishments and Losses and Damages to Tangible Fixed Assets by Type for Information and Communication Establishments with Total Employment of 20 and Over by Industry Sub-Class: Philippines, 2010 *(Continued)*

(Value in thousand pesos. Details may not add up to total due to rounding and/or statistical disclosure control)

2009 PSIC Code	Region / Industry Description	Losses and Damages			
		ICT Machinery and Equipment	Other Machinery and Equipment	Valuables	Other Tangible Fixed Assets
		(6)	(7)	(8)	(9)
V - Bicol Region		-	-	-	-
J59140	Motion picture projection activities	S	S	S	S
J60101	Radio broadcasting and relay station and studios	S	S	S	S
J61101	Wired (landline) services	S	S	S	S
J61300	Satellite telecommunications activities	S	S	S	S
J61901	Telephone access in facilities open to the public service activities	S	S	S	S
J63111	Data processing	S	S	S	S
VI - Western Visayas		10	-	-	-
J58130	Publishing of newspapers, journals and periodicals	S	S	S	S
J60101	Radio broadcasting and relay station and studios	S	S	S	S
J61101	Wired (landline) services	-	-	-	-
J61300	Satellite telecommunications activities	-	-	-	-
VII - Central Visayas		8,955	-	-	-
J58110	Book publishing	}	}	}	}
J58120	Publishing of directories and mailing lists				
J58130	Publishing of newspapers, journals and periodicals				
J58200	Software publishing				
J59110	Motion picture, video and television programme activities	}	}	}	}
J59140	Motion picture projection activities				
J60101	Radio broadcasting and relay station and studios				
J60201	Television broadcasting and relay stations and studios including closed circuit television services	S	S	S	S
J61109	Other wired telecommunications activities	S	S	S	S
J61300	Satellite telecommunications activities	S	S	S	S
J61909	Other telecommunications service activities, n.e.c.	S	S	S	S
J62010	Computer programming activities	8,955	-	-	-
J63111	Data processing	-	-	-	-
VIII - Eastern Visayas		729	-	-	-
J60101	Radio broadcasting and relay station and studios	S	S	S	S
J61101	Wired (landline) services	S	S	S	S
J61300	Satellite telecommunications activities	S	S	S	S
J63111	Data processing	S	S	S	S

TABLE 7a.2 Number of Establishments and Losses and Damages to Tangible Fixed Assets by Type for Information and Communication Establishments with Total Employment of 20 and Over by Industry Sub-Class: Philippines, 2010 *(Concluded)*

(Value in thousand pesos. Details may not add up to total due to rounding and/or statistical disclosure control)

2009 PSIC Code	Region / Industry Description	Losses and Damages			
		ICT Machinery and Equipment	Other Machinery and Equipment	Valuables	Other Tangible Fixed Assets
		(6)	(7)	(8)	(9)
	IX - Zamboanga Peninsula	S	S	S	S
J61101	Wired (landline) services	S	S	S	S
J61300	Satellite telecommunications activities	S	S	S	S
	X - Northern Mindanao	-	-	-	-
J58130	Publishing of newspapers, journals and periodicals	S	S	S	S
J59140	Motion picture projection activities	-	-	-	-
J60101	Radio broadcasting and relay station and studios	-	-	-	-
J60201	Television broadcasting and relay stations and studios including closed circuit television services	S	S	S	S
J61101	Wired (landline) services	-	-	-	-
J61300	Satellite telecommunications activities	S	S	S	S
J62010	Computer programming activities	S	S	S	S
	XI - Davao Region	-	-	-	-
J58130	Publishing of newspapers, journals and periodicals	S	S	S	S
J60101	Radio broadcasting and relay station and studios	-	-	-	-
J61300	Satellite telecommunications activities	S	S	S	S
	XII - SOCCSKSARGEN	-	-	-	-
J60101	Radio broadcasting and relay station and studios	-	-	-	-
J61101	Wired (landline) services	-	-	-	-
J61300	Satellite telecommunications activities	S	S	S	S
J62010	Computer programming activities	S	S	S	S
	XIII - Caraga	S	S	S	S
J60101	Radio broadcasting and relay station and studios	S	S	S	S
J61300	Satellite telecommunications activities	S	S	S	S

a/ - combined with J58190

TABLE 8a Number of Establishments and Book Value by Type of Tangible Fixed Assets for Information and Communication  
Establishments with Total Employment of 20 and Over by Industry Sub-Class: Philippines, 2010

(Value in thousand pesos. Details may not add up to total due to rounding and/or statistical disclosure control)

2009 PSIC Code	Region / Industry Description	Number of Establishments	Book Value of Tangible Fixed Assets			
			Total	Land	Buildings, Other Structures and Land Improvements	Transport Equipment
		(1)	(2)	(3)	(4)	(5)
	<b>Philippines</b>	<b>599</b>	<b>387,777,050</b>	<b>6,314,240</b>	<b>77,249,486</b>	<b>4,367,420</b>
J58110	Book publishing	32	755,503	82,892	297,269	61,583
J58120	Publishing of directories and mailing lists	a/	a/	a/	a/	a/
J58130	Publishing of newspapers, journals and periodicals	37	3,818,439	429,131	603,279	42,610
J58190	Other publishing activities	5	61,835	1,499	20,996	670
J58200	Software publishing	12	470,368	-	27,378	7,066
J59110	Motion picture, video and television programme activities	11	541,259	169,957	74,341	38,510
J59120	Motion picture, video and television programme post-production activities	9	498,249	-	77,471	30,920
J59140	Motion picture projection activities	32	3,200,319	82,425	2,627,042	15,928
J59201	Sound recording activities	6	95,688	13,869	67,402	2,714
J59202	Publishing of music	s	s	s	s	s
J60101	Radio broadcasting and relay station and studios	54	15,339,234	788,035	6,566,916	41,282
J60201	Television broadcasting and relay stations and studios including closed circuit television services	9	4,411,114	51,240	1,869,325	187,238
J60202	Television program production	9	438,665	50,896	62,639	19,605
J61101	Wired (landline) services	25	165,103,962	2,158,018	11,922,183	2,485,123
J61102	Wired internet access service activities (e.g. dsl, leased line, dial-up)	4	2,991,607	639,068	384,955	42,969
J61109	Other wired telecommunications activities	6	2,203,036	73,007	124,312	77,795
J61202	Mobile telecommunications services	3	162,907,807	1,403,992	42,216,301	809,533
J61203	Wireless internet access services (e.g. internet service provider, broadband)	11	1,079,754	3,395	31,851	22,866
J61209	Other wireless telecommunication services, n.e.c.	s	s	s	s	s
J61300	Satellite telecommunications activities	54	7,975,277	321,741	505,121	258,138
J61901	Telephone access in facilities open to the public service activities	s	s	s	s	s
J61902	Internet access in facilities open to the public service activities	3	65,931	-	13,190	1,212
J61909	Other telecommunications service activities, n.e.c.	9	123,075	750	4,521	11,714
J62010	Computer programming activities	191	11,779,962	19,007	8,481,175	115,701
J62090	Other information technology and computer service activities	13	244,894	-	22,689	23,436
J63111	Data processing	48	3,531,679	17,604	1,198,296	54,690
J63112	Website hosting services	s	s	s	s	s
J63113	Application hosting services	8	52,268	-	8,492	1,367
J63990	Other information service activities, n.e.c.	s	s	s	s	s

TABLE 8a Number of Establishments and Book Value by Type of Tangible Fixed Assets for Information and Communication Establishments with Total Employment of 20 and Over by Industry Sub-Class: Philippines, 2010 *(Continued)*

(Value in thousand pesos. Details may not add up to total due to rounding and/or statistical disclosure control)

2009 PSIC Code	Region / Industry Description	Number of Establishments	Book Value of Tangible Fixed Assets			
			Total	Land	Buildings, Other Structures and Land Improvements	Transport Equipment
		(1)	(2)	(3)	(4)	(5)
National Capital Region		431	373,441,600	5,779,522	68,234,092	4,138,956
J58110	Book publishing	29	734,229	82,892	286,406	59,368
J58130	Publishing of newspapers, journals and periodicals	28	3,765,536	420,274	590,697	38,973
J58190	Other publishing activities	3	12,110	-	502	-
J58200	Software publishing	8	457,082	-	26,158	6,349
J59110	Motion picture, video and television programme activities	10	481,130	169,957	67,634	34,563
J59120	Motion picture, video and television programme post-production activities	9	498,249	-	77,471	30,920
J59140	Motion picture projection activities	16	2,720,688	-	2,356,750	5,550
J59201	Sound recording activities	6	95,688	13,869	67,402	2,714
J59202	Publishing of music	s	s	s	s	s
J60101	Radio broadcasting and relay station and studios	20	14,688,396	743,262	6,297,587	17,941
J60201	Television broadcasting and relay stations and studios including closed circuit television services	6	3,865,021	35,237	1,621,733	184,244
J60202	Television program production	9	438,665	50,896	62,639	19,605
J61101	Wired (landline) services	4	163,306,201	2,014,162	11,797,303	2,420,310
J61102	Wired internet access service activities (e.g. dsl, leased line, dial-up)	4	2,991,607	639,068	384,955	42,969
J61109	Other wired telecommunications activities	4	2,007,630	10,002	71,036	43,583
J61202	Mobile telecommunications services	3	162,907,807	1,403,992	42,216,301	809,533
J61203	Wireless internet access services (e.g. internet service provider, broadband)	11	1,079,754	3,395	31,851	22,866
J61209	Other wireless telecommunication services, n.e.c.	s	s	s	s	s
J61300	Satellite telecommunications activities	18	6,887,649	162,622	364,841	190,045
J61902	Internet access in facilities open to the public service activities	3	65,931	-	13,190	1,212
J61909	Other telecommunications service activities, n.e.c.	8	122,804	750	4,521	11,714
J62010	Computer programming activities	170	2,674,642	11,252	680,558	110,062
J62090	Other information technology and computer service activities	13	244,894	-	22,689	23,436
J63111	Data processing	35	3,298,288	13,624	1,162,247	53,996
J63112	Website hosting services	s	s	s	s	s
J63113	Application hosting services	8	52,268	-	8,492	1,367
J63990	Other information service activities, n.e.c.	s	s	s	s	s
Cordillera Administrative Region		5	80,199	3,385	12,544	2,045
J58130	Publishing of newspapers, journals and periodicals	s	s	s	s	s
J59140	Motion picture projection activities	s	s	s	s	s
J60101	Radio broadcasting and relay station and studios	s	s	s	s	s
J61300	Satellite telecommunications activities	s	s	s	s	s

TABLE 8a Number of Establishments and Book Value by Type of Tangible Fixed Assets for Information and Communication Establishments with Total Employment of 20 and Over by Industry Sub-Class: Philippines, 2010 *(Continued)*

(Value in thousand pesos. Details may not add up to total due to rounding and/or statistical disclosure control)

2009 PSIC Code	Region / Industry Description	Number of Establishments	Book Value of Tangible Fixed Assets			
			Total	Land	Buildings, Other Structures and Land Improvements	Transport Equipment
		(1)	(2)	(3)	(4)	(5)
	<b>I-Ilocos Region</b>	<b>4</b>	<b>38,116</b>	<b>-</b>	<b>15,956</b>	<b>2,790</b>
J60101	Radio broadcasting and relay station and studios	S	S	S	S	S
J60201	Television broadcasting and relay stations and studios including closed circuit television services	S	S	S	S	S
J61300	Satellite telecommunications activities	S	S	S	S	S
J63112	Website hosting services	S	S	S	S	S
	<b>II - Cagayan Valley</b>	<b>3</b>	<b>17,407</b>	<b>3,500</b>	<b>3,000</b>	<b>3,521</b>
J60101	Radio broadcasting and relay station and studios	S	S	S	S	S
J61300	Satellite telecommunications activities	S	S	S	S	S
	<b>III - Central Luzon</b>	<b>24</b>	<b>1,094,242</b>	<b>245,721</b>	<b>351,969</b>	<b>59,078</b>
J58110	Book publishing	S	S	S	S	S
J58130	Publishing of newspapers, journals and periodicals	S	S	S	S	S
J59140	Motion picture projection activities	4	282,262	67,076	177,852	589
J60101	Radio broadcasting and relay station and studios	S	S	S	S	S
J61101	Wired (landline) services	4	333,056	50,495	51,062	40,748
J61300	Satellite telecommunications activities	4	313,603	128,000	89,031	12,352
J62010	Computer programming activities	4	53,138	-	16,633	1,603
J63111	Data processing	4	68,832	-	16,699	139
	<b>IVA - CALABARZON</b>	<b>24</b>	<b>463,589</b>	<b>86,768</b>	<b>81,728</b>	<b>65,158</b>
J58110	Book publishing	S	S	S	S	S
J58200	Software publishing	S	S	S	S	S
J59140	Motion picture projection activities	5	60,357	-	19,540	9,622
J60101	Radio broadcasting and relay station and studios	S	S	S	S	S
J61101	Wired (landline) services	10	393,912	126,832	84,018	72,799
J61109	Other wired telecommunications activities					
J61300	Satellite telecommunications activities	8	134,530	7,784	9,498	23,789
J62010	Computer programming activities	3	22,807	7,755	8,902	2,104
J63111	Data processing	S	S	S	S	S
	<b>IVB - MIMAROPA</b>	<b>3</b>	<b>85,893</b>	<b>28,158</b>	<b>3,411</b>	<b>356</b>
J61101	Wired (landline) services	S	S	S	S	S
J61300	Satellite telecommunications activities	S	S	S	S	S

TABLE 8a Number of Establishments and Book Value by Type of Tangible Fixed Assets for Information and Communication Establishments with Total Employment of 20 and Over by Industry Sub-Class: Philippines, 2010 *(Continued)*

(Value in thousand pesos. Details may not add up to total due to rounding and/or statistical disclosure control)

2009 PSIC Code	Region / Industry Description	Number of Establishments	Book Value of Tangible Fixed Assets			
			Total	Land	Buildings, Other Structures and Land Improvements	Transport Equipment
		(1)	(2)	(3)	(4)	(5)
V - Bicol Region		6	203,713	21,375	61,169	9,358
J59140	Motion picture projection activities	S	S	S	S	S
J60101	Radio broadcasting and relay station and studios	S	S	S	S	S
J61101	Wired (landline) services	S	S	S	S	S
J61300	Satellite telecommunications activities	S	S	S	S	S
J61901	Telephone access in facilities open to the public service activities	S	S	S	S	S
J63111	Data processing	S	S	S	S	S
VI - Western Visayas		14	366,461	28,617	39,043	18,164
J58130	Publishing of newspapers, journals and periodicals	S	S	S	S	S
J60101	Radio broadcasting and relay station and studios	S	S	S	S	S
J61101	Wired (landline) services	3	175,735	15,134	14,630	4,060
J61300	Satellite telecommunications activities	5	173,690	9,208	17,176	13,395
VII - Central Visayas		43	10,151,866	46,538	8,143,698	27,645
J58110	Book publishing	6	86,038	4,567	35,474	4,003
J58120	Publishing of directories and mailing lists					
J58130	Publishing of newspapers, journals and periodicals					
J58200	Software publishing	3	9,293	-	519	59
J59110	Motion picture, video and television programme activities	3	125,013	-	49,759	3,947
J59140	Motion picture projection activities					
J60101	Radio broadcasting and relay station and studios					
J60201	Television broadcasting and relay stations and studios including closed circuit television services	S	S	S	S	S
J61109	Other wired telecommunications activities	S	S	S	S	S
J61300	Satellite telecommunications activities	S	S	S	S	S
J61909	Other telecommunications service activities, n.e.c.	S	S	S	S	S
J62010	Computer programming activities	12	9,028,054	-	7,775,082	1,933
J63111	Data processing	6	53,820	3,980	3,326	-
VIII - Eastern Visayas		6	98,395	9,014	13,570	3,627
J60101	Radio broadcasting and relay station and studios	S	S	S	S	S
J61101	Wired (landline) services	S	S	S	S	S
J61300	Satellite telecommunications activities	S	S	S	S	S
J63111	Data processing	S	S	S	S	

TABLE 8a Number of Establishments and Book Value by Type of Tangible Fixed Assets for Information and Communication  
Establishments with Total Employment of 20 and Over by Industry Sub-Class: Philippines, 2010 *(Continued)*

(Value in thousand pesos. Details may not add up to total due to rounding and/or statistical disclosure control)

2009 PSIC Code	Region / Industry Description	Number of Establishments	Book Value of Tangible Fixed Assets			
			Total	Land	Buildings, Other Structures and Land Improvements	Transport Equipment
		(1)	(2)	(3)	(4)	(5)
IX - Zamboanga Peninsula		S	S	S	S	S
J61101	Wired (landline) services	S	S	S	S	S
J61300	Satellite telecommunications activities	S	S	S	S	S
X - Northern Mindanao		14	1,007,396	17,438	58,628	19,583
J58130	Publishing of newspapers, journals and periodicals	S	S	S	S	S
J59140	Motion picture projection activities	3	19,234	2,002	1,687	167
J60101	Radio broadcasting and relay station and studios	3	11,927	2,787	4,749	267
J60201	Television broadcasting and relay stations and studios including closed circuit television services	S	S	S	S	S
J61101	Wired (landline) services	3	824,109	4,356	23,412	11,311
J61300	Satellite telecommunications activities	S	S	S	S	S
J62010	Computer programming activities	S	S	S	S	S
XI - Davao Region		9	477,219	15,559	189,656	5,364
J58130	Publishing of newspapers, journals and periodicals	S	S	S	S	S
J60101	Radio broadcasting and relay station and studios	4	410,632	13,905	188,087	3,334
J61300	Satellite telecommunications activities	S	S	S	S	S
XII - SOCCSKSARGEN		9	225,722	26,215	39,327	10,424
J60101	Radio broadcasting and relay station and studios	3	30,853	-	16,238	5,455
J61101	Wired (landline) services	4	191,499	26,215	22,743	4,158
J61300	Satellite telecommunications activities	S	S	S	S	S
J62010	Computer programming activities	S	S	S	S	S
XIII - Caraga		S	S	S	S	S
J60101	Radio broadcasting and relay station and studios	S	S	S	S	S
J61300	Satellite telecommunications activities	S	S	S	S	S



TABLE 8a Number of Establishments and Book Value by Type of Tangible Fixed Assets for Information and Communication  
Establishments with Total Employment of 20 and Over by Industry Sub-Class: Philippines, 2010 *(Continued)*

(Value in thousand pesos. Details may not add up to total due to rounding and/or statistical disclosure control)

2009 PSIC Code	Region / Industry Description	Book Value of Tangible Fixed Assets			
		ICT Machinery and Equipment	Other Machinery and Equipment	Valuables	Other Tangible Fixed Assets
		(6)	(7)	(8)	(9)
	<b>Philippines</b>	<b>223,009,550</b>	<b>76,785,978</b>	<b>10,314</b>	<b>40,062</b>
J58110	Book publishing	135,196	177,133	-	1,430
J58120	Publishing of directories and mailing lists	a/	a/	a/	a/
J58130	Publishing of newspapers, journals and periodicals	2,111,548	631,120	-	750
J58190	Other publishing activities	23,356	15,305	-	11
J58200	Software publishing	283,883	152,041	-	-
J59110	Motion picture, video and television programme activities	90,230	166,163	-	2,057
J59120	Motion picture, video and television programme post-production activities	338,839	51,019	-	-
J59140	Motion picture projection activities	49,383	409,757	-	15,785
J59201	Sound recording activities	9,323	2,380	-	-
J59202	Publishing of music	s	s	s	s
J60101	Radio broadcasting and relay station and studios	2,417,803	5,524,586	-	611
J60201	Television broadcasting and relay stations and studios including closed circuit television services	391,997	1,911,313	-	-
J60202	Television program production	66,317	239,167	-	42
J61101	Wired (landline) services	90,433,480	58,094,330	6,548	4,279
J61102	Wired internet access service activities (e.g. dsl, leased line, dial-up)	1,833,547	91,067	-	-
J61109	Other wired telecommunications activities	407,262	1,520,659	-	-
J61202	Mobile telecommunications services	117,125,214	1,352,767	-	-
J61203	Wireless internet access services (e.g. internet service provider, broadband)	592,478	429,163	-	-
J61209	Other wireless telecommunication services, n.e.c.	s	s	s	s
J61300	Satellite telecommunications activities	2,064,052	4,825,662	-	564
J61901	Telephone access in facilities open to the public service activities	s	s	s	s
J61902	Internet access in facilities open to the public service activities	39,021	12,507	-	-
J61909	Other telecommunications service activities, n.e.c.	31,349	74,740	-	-
J62010	Computer programming activities	2,414,938	738,164	754	10,222
J62090	Other information technology and computer service activities	179,759	19,010	-	-
J63111	Data processing	1,924,944	330,508	1,430	4,207
J63112	Website hosting services	s	s	s	s
J63113	Application hosting services	29,947	12,462	-	-
J63990	Other information service activities, n.e.c.	s	s	s	s

TABLE 8a Number of Establishments and Book Value by Type of Tangible Fixed Assets for Information and Communication  
Establishments with Total Employment of 20 and Over by Industry Sub-Class: Philippines, 2010 *(Continued)*

(Value in thousand pesos. Details may not add up to total due to rounding and/or statistical disclosure control)

2009 PSIC Code	Region / Industry Description	Book Value of Tangible Fixed Assets			
		ICT Machinery and Equipment	Other Machinery and Equipment	Valuables	Other Tangible Fixed Assets
		(6)	(7)	(8)	(9)
	<b>National Capital Region</b>	<b>220,132,340</b>	<b>75,118,388</b>	<b>3,767</b>	<b>34,535</b>
J58110	Book publishing	128,338	175,795	-	1,430
J58130	Publishing of newspapers, journals and periodicals	2,098,839	616,753	-	-
J58190	Other publishing activities	8,378	3,220	-	11
J58200	Software publishing	276,282	148,294	-	-
J59110	Motion picture, video and television programme activities	87,270	119,648	-	2,057
J59120	Motion picture, video and television programme post-production activities	338,839	51,019	-	-
J59140	Motion picture projection activities	11,207	331,395	-	15,785
J59201	Sound recording activities	9,323	2,380	-	-
J59202	Publishing of music	s	s	s	s
J60101	Radio broadcasting and relay station and studios	2,321,053	5,308,308	-	244
J60201	Television broadcasting and relay stations and studios including closed circuit television services	322,381	1,701,426	-	-
J60202	Television program production	66,317	239,167	-	42
J61101	Wired (landline) services	89,463,281	57,611,145	-	-
J61102	Wired internet access service activities (e.g. dsl, leased line, dial-up)	1,833,547	91,067	-	-
J61109	Other wired telecommunications activities	362,383	1,520,626	-	-
J61202	Mobile telecommunications services	117,125,214	1,352,767	-	-
J61203	Wireless internet access services (e.g. internet service provider, broadband)	592,478	429,163	-	-
J61209	Other wireless telecommunication services, n.e.c.	s	s	s	s
J61300	Satellite telecommunications activities	1,655,047	4,514,558	-	537
J61902	Internet access in facilities open to the public service activities	39,021	12,507	-	-
J61909	Other telecommunications service activities, n.e.c.	31,078	74,740	-	-
J62010	Computer programming activities	1,378,916	482,879	754	10,222
J62090	Other information technology and computer service activities	179,759	19,010	-	-
J63111	Data processing	1,765,517	297,267	1,430	4,207
J63112	Website hosting services	s	s	s	s
J63113	Application hosting services	29,947	12,462	-	-
J63990	Other information service activities, n.e.c.	s	s	s	s
	<b>Cordillera Administrative Region</b>	<b>28,305</b>	<b>33,170</b>	<b>-</b>	<b>750</b>
J58130	Publishing of newspapers, journals and periodicals	s	s	s	s
J59140	Motion picture projection activities	s	s	s	s
J60101	Radio broadcasting and relay station and studios	s	s	s	s
J61300	Satellite telecommunications activities	s	s	s	s

TABLE 8a Number of Establishments and Book Value by Type of Tangible Fixed Assets for Information and Communication  
Establishments with Total Employment of 20 and Over by Industry Sub-Class: Philippines, 2010 *(Continued)*

(Value in thousand pesos. Details may not add up to total due to rounding and/or statistical disclosure control)

2009 PSIC Code	Region / Industry Description	Book Value of Tangible Fixed Assets			
		ICT Machinery and Equipment	Other Machinery and Equipment	Valuables	Other Tangible Fixed Assets
		(6)	(7)	(8)	(9)
	I-Ilocos Region	6,018	13,247	-	104
J60101	Radio broadcasting and relay station and studios	S	S	S	S
J60201	Television broadcasting and relay stations and studios including closed circuit television services	S	S	S	S
J61300	Satellite telecommunications activities	S	S	S	S
J63112	Website hosting services	S	S	S	S
	II - Cagayan Valley	7,386	-	-	-
J60101	Radio broadcasting and relay station and studios	S	S	S	S
J61300	Satellite telecommunications activities	S	S	S	S
	III - Central Luzon	165,656	268,894	-	2,924
J58110	Book publishing	S	S	S	S
J58130	Publishing of newspapers, journals and periodicals	S	S	S	S
J59140	Motion picture projection activities	24,244	12,501	-	-
J60101	Radio broadcasting and relay station and studios	S	S	S	S
J61101	Wired (landline) services	43,790	144,120	-	2,841
J61300	Satellite telecommunications activities	37,771	46,448	-	-
J62010	Computer programming activities	8,326	26,575	-	-
J63111	Data processing	38,379	13,615	-	-
	IVA - CALABARZON	170,293	59,614	-	27
J58110	Book publishing	S	S	S	S
J58200	Software publishing	S	S	S	S
J59140	Motion picture projection activities	1,329	29,866	-	-
J60101	Radio broadcasting and relay station and studios	S	S	S	S
J61101	Wired (landline) services	93,339	16,895	-	27
J61109	Other wired telecommunications activities				
J61300	Satellite telecommunications activities	76,603	16,829	-	27
J62010	Computer programming activities	1,347	2,699	-	-
J63111	Data processing	S	S	S	S
	IVB - MIMAROPA	8,732	38,687	6,548	1
J61101	Wired (landline) services	S	S	S	S
J61300	Satellite telecommunications activities	S	S	S	

TABLE 8a Number of Establishments and Book Value by Type of Tangible Fixed Assets for Information and Communication  
Establishments with Total Employment of 20 and Over by Industry Sub-Class: Philippines, 2010 *(Continued)*

(Value in thousand pesos. Details may not add up to total due to rounding and/or statistical disclosure control)

2009 PSIC Code	Region / Industry Description	Book Value of Tangible Fixed Assets			
		ICT Machinery and Equipment	Other Machinery and Equipment	Valuables	Other Tangible Fixed Assets
		(6)	(7)	(8)	(9)
V - Bicol Region		102,635	9,177	-	
J59140	Motion picture projection activities	S	S	S	S
J60101	Radio broadcasting and relay station and studios	S	S	S	S
J61101	Wired (landline) services	S	S	S	S
J61300	Satellite telecommunications activities	S	S	S	S
J61901	Telephone access in facilities open to the public service activities	S	S	S	S
J63111	Data processing	S	S	S	S
VI - Western Visayas		131,727	148,910	-	-
J58130	Publishing of newspapers, journals and periodicals	S	S	S	S
J60101	Radio broadcasting and relay station and studios	S	S	S	S
J61101	Wired (landline) services	36,284	105,626	-	-
J61300	Satellite telecommunications activities	93,568	40,343	-	-
VII - Central Visayas		1,220,905	713,081	-	-
J58110	Book publishing	}			
J58120	Publishing of directories and mailing lists	}	24,797	17,198	-
J58130	Publishing of newspapers, journals and periodicals	}			
J58200	Software publishing		5,894	2,821	-
J59110	Motion picture, video and television programme activities	}			
J59140	Motion picture projection activities	}	9,371	61,935	-
J60101	Radio broadcasting and relay station and studios		15,489	28,271	-
J60201	Television broadcasting and relay stations and studios including closed circuit television services	S	S	S	S
J61109	Other wired telecommunications activities	S	S	S	S
J61300	Satellite telecommunications activities	S	S	S	S
J61909	Other telecommunications service activities, n.e.c.	S	S	S	S
J62010	Computer programming activities		1,025,217	225,822	-
J63111	Data processing		33,842	12,672	-
VIII - Eastern Visayas		62,295	9,889	-	-
J60101	Radio broadcasting and relay station and studios	S	S	S	S
J61101	Wired (landline) services	S	S	S	S
J61300	Satellite telecommunications activities	S	S	S	S
J63111	Data processing	S	S	S	

TABLE 8a Number of Establishments and Book Value by Type of Tangible Fixed Assets for Information and Communication  
Establishments with Total Employment of 20 and Over by Industry Sub-Class: Philippines, 2010 *(Concluded)*

(Value in thousand pesos. Details may not add up to total due to rounding and/or statistical disclosure control)

2009 PSIC Code	Region / Industry Description	Book Value of Tangible Fixed Assets			
		ICT Machinery and Equipment	Other Machinery and Equipment	Valuables	Other Tangible Fixed Assets
		(6)	(7)	(8)	(9)
	IX - Zamboanga Peninsula	S	S	S	S
J61101	Wired (landline) services	S	S	S	S
J61300	Satellite telecommunications activities	S	S	S	S
	X - Northern Mindanao	744,215	167,534	-	-
J58130	Publishing of newspapers, journals and periodicals	S	S	S	S
J59140	Motion picture projection activities	4,617	10,761	-	-
J60101	Radio broadcasting and relay station and studios	3,769	355	-	-
J60201	Television broadcasting and relay stations and studios including closed circuit television services	S	S	S	S
J61101	Wired (landline) services	645,983	139,047	-	-
J61300	Satellite telecommunications activities	S	S	S	S
J62010	Computer programming activities	S	S	S	S
	XI - Davao Region	108,922	157,718	-	-
J58130	Publishing of newspapers, journals and periodicals	S	S	S	S
J60101	Radio broadcasting and relay station and studios	50,002	155,303	-	-
J61300	Satellite telecommunications activities	S	S	S	S
	XII - SOCCSKSARGEN	101,899	46,137	-	1,720
J60101	Radio broadcasting and relay station and studios	8,540	336	-	284
J61101	Wired (landline) services	92,228	44,720	-	1,436
J61300	Satellite telecommunications activities	S	S	S	S
J62010	Computer programming activities	S	S	S	S
	XIII - Caraga	S	S	S	S
J60101	Radio broadcasting and relay station and studios	S	S	S	S
J61300	Satellite telecommunications activities	S	S	S	S

a/ - combined with J58190

TABLE 8a.1 Number of Establishments and Value of Intangible Assets by Type for Information and Communication  
Establishments with Total Employment of 20 and Over by Industry Sub-Class: Philippines, 2010

(Value in thousand pesos. Details may not add up to total due to rounding and/or statistical disclosure control)

2009 PSIC Code	Region / Industry Description	Number of Establishment s	Value of Intangible Assets				
			Total	Intangible Non- Produced Assets	Computer Software and Databases	Entertainment, Literary and Artistic Originals	Other Intangible Fixed Assets
		(1)	(2)	(3)	(4)	(5)	(6)
	Philippines	599	11,510,656	3,208,863	5,567,606	2,595,239	138,948
J58110	Book publishing	32	61,634	54,579	7,056	-	-
J58120	Publishing of directories and mailing lists	a/	a/	a/	a/	a/	a/
J58130	Publishing of newspapers, journals and periodicals	37	1,923	-	1,923	-	-
J58190	Other publishing activities	5	1,621	-	1,621	-	-
J58200	Software publishing	12	131	-	131	-	-
J59110	Motion picture, video and television programme activities	11	1,671,562	87,779	100	1,583,684	-
J59120	Motion picture, video and television programme post-production activities	9	57,327	-	2,771	54,556	-
J59140	Motion picture projection activities	32	2,045	-	2,045	-	-
J59201	Sound recording activities	6	1,000	-	1,000	-	-
J59202	Publishing of music	s	s	s	s	s	s
J60101	Radio broadcasting and relay station and studios	54	1,098,687	173,439	1,893	923,024	330
J60201	Television broadcasting and relay stations and studios including closed circuit television services	9	67,453	-	34,885	32,569	-
J60202	Television program production	9	-	-	-	-	-
J61101	Wired (landline) services	25	783,072	-	783,072	-	-
J61102	Wired internet access service activities (e.g. dsl, leased line, dial-up)	4	-	-	-	-	-
J61109	Other wired telecommunications activities	6	-	-	-	-	-
J61202	Mobile telecommunications services	3	2,704,922	-	2,704,922	-	-
J61203	Wireless internet access services (e.g. internet service provider, broadband)	11	170	-	170	-	-
J61209	Other wireless telecommunication services, n.e.c.	s	s	s	s	s	s
J61300	Satellite telecommunications activities	54	40,992	1,484	38,148	1,361	-
J61901	Telephone access in facilities open to the public service activities	s	s	s	s	s	s
J61902	Internet access in facilities open to the public service activities	3	-	-	-	-	-
J61909	Other telecommunications service activities, n.e.c.	9	16,915	-	16,915	-	-
J62010	Computer programming activities	191	675,679	222,622	450,231	46	2,781
J62090	Other information technology and computer service activities	13	4,695	-	4,673	-	23
J63111	Data processing	48	4,272,643	2,668,960	1,467,869	-	135,814
J63112	Website hosting services	s	s	s	s	s	s
J63113	Application hosting services	8	47,419	-	47,419	-	-
J63990	Other information service activities, n.e.c.	s	s	s	s	s	

TABLE 8a.1 Number of Establishments and Value of Intangible Assets by Type for Information and Communication  
Establishments with Total Employment of 20 and Over by Industry Sub-Class: Philippines, 2010 *(Continued)*

(Value in thousand pesos. Details may not add up to total due to rounding and/or statistical disclosure control)

2009 PSIC Code	Region / Industry Description	Number of Establishment s	Value of Intangible Assets				
			Total	Intangible Non Produced Assets	Computer Software and Databases	Entertainment, Literary and Artistic Originals	Other Intangible Fixed Assets
		(1)	(2)	(3)	(4)	(5)	(6)
National Capital Region		431	11,395,112	3,207,713	5,508,034	2,540,417	138,948
J58110	Book publishing	29	61,634	54,579	7,056	-	-
J58130	Publishing of newspapers, journals and periodicals	28	1,490	-	1,490	-	-
J58190	Other publishing activities	3	174	-	174	-	-
J58200	Software publishing	8	131	-	131	-	-
J59110	Motion picture, video and television programme activities	10	1,671,562	87,779	100	1,583,684	-
J59120	Motion picture, video and television programme post-production activities	9	57,327	-	2,771	54,556	-
J59140	Motion picture projection activities	16	1,845	-	1,845	-	-
J59201	Sound recording activities	6	1,000	-	1,000	-	-
J59202	Publishing of music	s	s	s	s	s	s
J60101	Radio broadcasting and relay station and studios	20	1,074,619	173,439	-	900,849	330
J60201	Television broadcasting and relay stations and studios including closed circuit television services	6	34,086	-	34,086	-	-
J60202	Television program production	9	-	-	-	-	-
J61101	Wired (landline) services	4	783,000	-	783,000	-	-
J61102	Wired internet access service activities (e.g. dsl, leased line, dial-up)	4	-	-	-	-	-
J61109	Other wired telecommunications activities	4	-	-	-	-	-
J61202	Mobile telecommunications services	3	2,704,922	-	2,704,922	-	-
J61203	Wireless internet access services (e.g. internet service provider, broadband)	11	170	-	170	-	-
J61209	Other wireless telecommunication services, n.e.c.	s	s	s	s	s	s
J61300	Satellite telecommunications activities	18	38,998	334	37,336	1,328	-
J61902	Internet access in facilities open to the public service activities	3	-	-	-	-	-
J61909	Other telecommunications service activities, n.e.c.	8	16,915	-	16,915	-	-
J62010	Computer programming activities	170	634,989	222,622	409,586	-	2,781
J62090	Other information technology and computer service activities	13	4,695	-	4,673	-	23
J63111	Data processing	35	4,259,372	2,668,960	1,454,598	-	135,814
J63112	Website hosting services	s	s	s	s	s	s
J63113	Application hosting services	8	47,419	-	47,419	-	-
J63990	Other information service activities, n.e.c.	s	s	s	s	s	s
Cordillera Administrative Region		5	518	-	518	-	-
J58130	Publishing of newspapers, journals and periodicals	s	s	s	s	s	s
J59140	Motion picture projection activities	s	s	s	s	s	s
J60101	Radio broadcasting and relay station and studios	s	s	s	s	s	s
J61300	Satellite telecommunications activities	s	s	s	s	s	

TABLE 8a.1 Number of Establishments and Value of Intangible Assets by Type for Information and Communication Establishments with Total Employment of 20 and Over by Industry Sub-Class: Philippines, 2010 *(Continued)*

(Value in thousand pesos. Details may not add up to total due to rounding and/or statistical disclosure control)

2009 PSIC Code	Region / Industry Description	Number of Establishment s	Value of Intangible Assets				
			Total	Intangible Non- Produced Assets	Computer Software and Databases	Entertainment, Literary and Artistic Originals	Other Intangible Fixed Assets
		(1)	(2)	(3)	(4)	(5)	(6)
I-Ilocos Region		4	737	-	737	-	-
J60101	Radio broadcasting and relay station and studios	S	S	S	S	S	S
J60201	Television broadcasting and relay stations and studios including closed circuit television services	S	S	S	S	S	S
J61300	Satellite telecommunications activities	S	S	S	S	S	S
J63112	Website hosting services	S	S	S	S	S	S
II - Cagayan Valley		3	-	-	-	-	-
J60101	Radio broadcasting and relay station and studios	S	S	S	S	S	S
J61300	Satellite telecommunications activities	S	S	S	S	S	S
III - Central Luzon		24	738	-	738	-	-
J58110	Book publishing	S	S	S	S	S	S
J58130	Publishing of newspapers, journals and periodicals	S	S	S	S	S	S
J59140	Motion picture projection activities	4	-	-	-	-	-
J60101	Radio broadcasting and relay station and studios	S	S	S	S	S	S
J61101	Wired (landline) services	4	-	-	-	-	-
J61300	Satellite telecommunications activities	4	-	-	-	-	-
J62010	Computer programming activities	4	614	-	614	-	-
J63111	Data processing	4	39	-	39	-	-
IVA - CALABARZON		24	1,636	1,150	486	-	-
J58110	Book publishing	S	S	S	S	S	S
J58200	Software publishing	S	S	S	S	S	S
J59140	Motion picture projection activities	5	134	-	134	-	-
J60101	Radio broadcasting and relay station and studios	S	S	S	S	S	S
J61101	Wired (landline) services	10	1,150	1,150	-	-	-
J61109	Other wired telecommunications activities						
J61300	Satellite telecommunications activities	8	1,150	1,150	-	-	-
J62010	Computer programming activities	3	352	-	352	-	-
J63111	Data processing	S	S	S	S	S	S
IVB - MIMAROPA		3	18	-	18	-	-
J61101	Wired (landline) services	S	S	S	S	S	S
J61300	Satellite telecommunications activities	S	S	S	S	S	S



TABLE 8a.1 Number of Establishments and Value of Intangible Assets by Type for Information and Communication  
Establishments with Total Employment of 20 and Over by Industry Sub-Class: Philippines, 2010 *(Continued)*

(Value in thousand pesos. Details may not add up to total due to rounding and/or statistical disclosure control)

2009 PSIC Code	Region / Industry Description	Number of Establishment s	Value of Intangible Assets				
			Total	Intangible Non- Produced Assets	Computer Software and Databases	Entertainment, Literary and Artistic Originals	Other Intangible Fixed Assets
		(1)	(2)	(3)	(4)	(5)	(6)
V - Bicol Region		6	6,203	-	6,203	-	
J59140	Motion picture projection activities	S	S	S	S	S	S
J60101	Radio broadcasting and relay station and studios	S	S	S	S	S	S
J61101	Wired (landline) services	S	S	S	S	S	S
J61300	Satellite telecommunications activities	S	S	S	S	S	S
J61901	Telephone access in facilities open to the public service activities	S	S	S	S	S	S
J63111	Data processing	S	S	S	S	S	S
VI - Western Visayas		14	24	-	5	19	-
J58130	Publishing of newspapers, journals and periodicals	S	S	S	S	S	S
J60101	Radio broadcasting and relay station and studios	S	S	S	S	S	S
J61101	Wired (landline) services	3	-	-	-	-	-
J61300	Satellite telecommunications activities	5	19	-	-	19	-
VII - Central Visayas		43	79,992	-	47,423	32,569	-
J58110	Book publishing	}	6	1,857	-	1,857	-
J58120	Publishing of directories and mailing lists						
J58130	Publishing of newspapers, journals and periodicals						
J58200	Software publishing	3	-	-	-	-	-
J59110	Motion picture, video and television programme activities	}	3	-	-	-	-
J59140	Motion picture projection activities						
J60101	Radio broadcasting and relay station and studios	9	838	-	838	-	-
J60201	Television broadcasting and relay stations and studios including closed circuit television services	S	S	S	S	S	S
J61109	Other wired telecommunications activities	S	S	S	S	S	S
J61300	Satellite telecommunications activities	S	S	S	S	S	S
J61909	Other telecommunications service activities, n.e.c.	S	S	S	S	S	S
J62010	Computer programming activities	12	37,679	-	37,679	-	-
J63111	Data processing	6	7,048	-	7,048	-	-
VIII - Eastern Visayas		6	-	-	-	-	-
J60101	Radio broadcasting and relay station and studios	S	S	S	S	S	S
J61101	Wired (landline) services	S	S	S	S	S	S
J61300	Satellite telecommunications activities	S	S	S	S	S	S
J63111	Data processing	S	S	S	S	S	

TABLE 8a.1 Number of Establishments and Value of Intangible Assets by Type for Information and Communication  
Establishments with Total Employment of 20 and Over by Industry Sub-Class: Philippines, 2010 *(Concluded)*

(Value in thousand pesos. Details may not add up to total due to rounding and/or statistical disclosure control)

2009 PSIC Code	Region / Industry Description	Number of Establishment s	Value of Intangible Assets				
			Total	Intangible Non- Produced Assets	Computer Software and Databases	Entertainment, Literary and Artistic Originals	Other Intangible Fixed Assets
		(1)	(2)	(3)	(4)	(5)	(6)
IX - Zamboanga Peninsula		S	S	S	S	S	S
J61101	Wired (landline) services	S	S	S	S	S	S
J61300	Satellite telecommunications activities	S	S	S	S	S	S
X - Northern Mindanao		14	2,445	-	2,399	46	-
J58130	Publishing of newspapers, journals and periodicals	S	S	S	S	S	S
J59140	Motion picture projection activities	3	-	-	-	-	-
J60101	Radio broadcasting and relay station and studios	3	-	-	-	-	-
J60201	Television broadcasting and relay stations and studios including closed circuit television services	S	S	S	S	S	S
J61101	Wired (landline) services	3	-	-	-	-	-
J61300	Satellite telecommunications activities	S	S	S	S	S	S
J62010	Computer programming activities	S	S	S	S	S	S
XI - Davao Region		9	23,161	-	973	22,188	-
J58130	Publishing of newspapers, journals and periodicals	S	S	S	S	S	S
J60101	Radio broadcasting and relay station and studios	4	23,092	-	918	22,174	-
J61300	Satellite telecommunications activities	S	S	S	S	S	S
XII - SOCCSKSARGEN		9	72	-	72	-	-
J60101	Radio broadcasting and relay station and studios	3	-	-	-	-	-
J61101	Wired (landline) services	4	72	-	72	-	-
J61300	Satellite telecommunications activities	S	S	S	S	S	S
J62010	Computer programming activities	S	S	S	S	S	S
XIII - Caraga		S	S	S	S	S	S
J60101	Radio broadcasting and relay station and studios	S	S	S	S	S	S
J61300	Satellite telecommunications activities	S	S	S	S	S	S

a/ - combined with J58190

TABLE 9a Number of Establishments and Value of Inventories for Information and Communication Establishments  
with Total Employment of 20 and Over by Industry Sub-class: Philippines, 2010

(Value in thousand pesos. Details may not add up to total due to rounding and/or statistical disclosure control)

2009 PSIC Code	Region / Industry Description	Number of Establishment s	Value of Inventories as of January 1					
			Total	Materials and Supplies	Fuels, Lubricants, Oils and Greases	Goods for Resale	Real Estate for Sale	Other Inventories
		(1)	(2)	(3)	(4)	(5)	(6)	(7)
<b>Philippines</b>		<b>599</b>	<b>5,580,447</b>	<b>5,242,957</b>	<b>3,767</b>	<b>130,825</b>	<b>-</b>	<b>202,898</b>
J58110	Book publishing	32	609,992	407,297	-	-	-	202,696
J58120	Publishing of directories and mailing lists	a/	a/	a/	a/	a/	a/	a/
J58130	Publishing of newspapers, journals and periodicals	37	46,259	46,057	-	-	-	202
J58190	Other publishing activities	5	986	986	-	-	-	-
J58200	Software publishing	12	1,554	1,549	5	-	-	-
J59110	Motion picture, video and television programme activities	11	357,940	357,940	-	-	-	-
J59120	Motion picture, video and television programme post-production activities	9	17,368	17,368	-	-	-	-
J59140	Motion picture projection activities	32	4,829	3,894	134	801	-	-
J59201	Sound recording activities	6	229,392	229,392	-	-	-	-
J59202	Publishing of music	s	s	s	s	s	s	s
J60101	Radio broadcasting and relay station and studios	54	168,000	164,734	3,266	-	-	-
J60201	Television broadcasting and relay stations and studios including closed circuit television services	9	104,281	104,281	-	-	-	-
J60202	Television program production	9	2,310	2,310	-	-	-	-
J61101	Wired (landline) services	25	1,590,720	1,589,321	211	1,188	-	-
J61102	Wired internet access service activities (e.g. dsl, leased line, dial-up)	4	5,956	5,956	-	-	-	-
J61109	Other wired telecommunications activities	6	51,977	51,977	-	-	-	-
J61202	Mobile telecommunications services	3	1,284,864	1,158,018	-	126,846	-	-
J61203	Wireless internet access services (e.g. internet service provider, broadband)	11	278,600	278,600	-	-	-	-
J61209	Other wireless telecommunication services, n.e.c.	s	s	s	s	s	s	s
J61300	Satellite telecommunications activities	54	344,044	343,478	143	423	-	-
J61901	Telephone access in facilities open to the public service activities	s	s	s	s	s	s	s
J61902	Internet access in facilities open to the public service activities	3	28,481	28,481	-	-	-	-
J61909	Other telecommunications service activities, n.e.c.	9	31,873	31,873	-	-	-	-
J62010	Computer programming activities	191	293,308	291,732	7	1,568	-	-
J62090	Other information technology and computer service activities	13	121,884	121,884	-	-	-	-
J63111	Data processing	48	5,617	5,617	-	-	-	-
J63112	Website hosting services	s	s	s	s	s	s	s
J63113	Application hosting services	8	12	12	-	-	-	-
J63990	Other information service activities, n.e.c.	s	s	s	s	s	s	s

TABLE 9a Number of Establishments and Value of Inventories for Information and Communication Establishments  
with Total Employment of 20 and Over by Industry Sub-class: Philippines, 2010 *(Continued)*

(Value in thousand pesos. Details may not add up to total due to rounding and/or statistical disclosure control)

2009 PSIC Code	Region / Industry Description	Number of Establishment s	Value of Inventories as of January 1					
			Total	Materials and Supplies	Fuels, Lubricants, Oils and Greases	Goods for Resale	Real Estate for Sale	Other Inventories
		(1)	(2)	(3)	(4)	(5)	(6)	(7)
	<b>National Capital Region</b>	<b>431</b>	<b>5,354,373</b>	<b>5,025,904</b>	<b>3,303</b>	<b>128,414</b>	<b>-</b>	<b>196,751</b>
J58110	Book publishing	29	602,326	405,777	-	-	-	196,549
J58130	Publishing of newspapers, journals and periodicals	28	36,958	36,756	-	-	-	202
J58190	Other publishing activities	3	-	-	-	-	-	-
J58200	Software publishing	8	-	-	-	-	-	-
J59110	Motion picture, video and television programme activities	10	357,252	357,252	-	-	-	-
J59120	Motion picture, video and television programme post-production activities	9	17,368	17,368	-	-	-	-
J59140	Motion picture projection activities	16	1,877	1,799	78	-	-	-
J59201	Sound recording activities	6	229,392	229,392	-	-	-	-
J59202	Publishing of music	s	s	s	s	s	s	s
J60101	Radio broadcasting and relay station and studios	20	159,165	155,940	3,225	-	-	-
J60201	Television broadcasting and relay stations and studios including closed circuit television services	6	97,237	97,237	-	-	-	-
J60202	Television program production	9	2,310	2,310	-	-	-	-
J61101	Wired (landline) services	4	1,544,255	1,544,255	-	-	-	-
J61102	Wired internet access service activities (e.g. dsl, leased line, dial-up)	4	5,956	5,956	-	-	-	-
J61109	Other wired telecommunications activities	4	33,040	33,040	-	-	-	-
J61202	Mobile telecommunications services	3	1,284,864	1,158,018	-	126,846	-	-
J61203	Wireless internet access services (e.g. internet service provider, broadband)	11	278,600	278,600	-	-	-	-
J61209	Other wireless telecommunication services, n.e.c.	s	s	s	s	s	s	s
J61300	Satellite telecommunications activities	18	285,294	285,294	-	-	-	-
J61902	Internet access in facilities open to the public service activities	3	28,481	28,481	-	-	-	-
J61909	Other telecommunications service activities, n.e.c.	8	31,873	31,873	-	-	-	-
J62010	Computer programming activities	170	230,643	229,075	-	1,568	-	-
J62090	Other information technology and computer service activities	13	121,884	121,884	-	-	-	-
J63111	Data processing	35	5,588	5,588	-	-	-	-
J63112	Website hosting services	s	s	s	s	s	s	s
J63113	Application hosting services	8	12	12	-	-	-	-
J63990	Other information service activities, n.e.c.	s	s	s	s	s	s	s
	<b>Cordillera Administrative Region</b>	<b>5</b>	<b>1,960</b>	<b>1,960</b>	<b>-</b>	<b>-</b>	<b>-</b>	<b>-</b>
J58130	Publishing of newspapers, journals and periodicals	s	s	s	s	s	s	s
J59140	Motion picture projection activities	s	s	s	s	s	s	s
J60101	Radio broadcasting and relay station and studios	s	s	s	s	s	s	s
J61300	Satellite telecommunications activities	s	s	s	s	s	s	s

TABLE 9a Number of Establishments and Value of Inventories for Information and Communication Establishments  
with Total Employment of 20 and Over by Industry Sub-class: Philippines, 2010 *(Continued)*

(Value in thousand pesos. Details may not add up to total due to rounding and/or statistical disclosure control)

2009 PSIC Code	Region / Industry Description	Number of Establishment s	Value of Inventories as of January 1					
			Total	Materials and Supplies	Fuels, Lubricants, Oils and Greases	Goods for Resale	Real Estate for Sale	Other Inventories
		(1)	(2)	(3)	(4)	(5)	(6)	(7)
I-Ilocos Region		4	1,289	1,289	-	-	-	-
J60101	Radio broadcasting and relay station and studios	S	S	S	S	S	S	S
J60201	Television broadcasting and relay stations and studios including closed circuit television services	S	S	S	S	S	S	S
J61300	Satellite telecommunications activities	S	S	S	S	S	S	S
J63112	Website hosting services	S	S	S	S	S	S	S
II - Cagayan Valley		3	-	-	-	-	-	-
J60101	Radio broadcasting and relay station and studios	S	S	S	S	S	S	S
J61300	Satellite telecommunications activities	S	S	S	S	S	S	S
III - Central Luzon		24	114,677	113,366	87	1,224	-	-
J58110	Book publishing	S	S	S	S	S	S	S
J58130	Publishing of newspapers, journals and periodicals	S	S	S	S	S	S	S
J59140	Motion picture projection activities	4	2,166	1,365	-	801	-	-
J60101	Radio broadcasting and relay station and studios	S	S	S	S	S	S	S
J61101	Wired (landline) services	4	15,745	15,745	-	-	-	-
J61300	Satellite telecommunications activities	4	35,772	35,269	80	423	-	-
J62010	Computer programming activities	4	60,316	60,309	7	-	-	-
J63111	Data processing	4	10	10	-	-	-	-
IVA - CALABARZON		24	23,464	20,918	5	-	-	2,542
J58110	Book publishing	S	S	S	S	S	S	S
J58200	Software publishing	S	S	S	S	S	S	S
J59140	Motion picture projection activities	5	336	336	-	-	-	-
J60101	Radio broadcasting and relay station and studios	S	S	S	S	S	S	S
J61101	Wired (landline) services	10	34,692	34,692	-	-	-	-
J61109	Other wired telecommunications activities							
J61300	Satellite telecommunications activities	8	4,216	4,216	-	-	-	-
J62010	Computer programming activities	3	-	-	-	-	-	-
J63111	Data processing	S	S	S	S	S	S	S
IVB - MIMAROPA		3	3,634	3,633	1	-	-	-
J61101	Wired (landline) services	S	S	S	S	S	S	S
J61300	Satellite telecommunications activities	S	S	S	S	S	S	S

TABLE 9a Number of Establishments and Value of Inventories for Information and Communication Establishments  
with Total Employment of 20 and Over by Industry Sub-class: Philippines, 2010 *(Continued)*

(Value in thousand pesos. Details may not add up to total due to rounding and/or statistical disclosure control)

2009 PSIC Code	Region / Industry Description	Number of Establishment s	Value of Inventories as of January 1					
			Total	Materials and Supplies	Fuels, Lubricants, Oils and Greases	Goods for Resale	Real Estate for Sale	Other Inventories
		(1)	(2)	(3)	(4)	(5)	(6)	(7)
V - Bicol Region		6	1,117	993	124	-	-	-
J59140	Motion picture projection activities	S	S	S	S	S	S	S
J60101	Radio broadcasting and relay station and studios	S	S	S	S	S	S	S
J61101	Wired (landline) services	S	S	S	S	S	S	S
J61300	Satellite telecommunications activities	S	S	S	S	S	S	S
J61901	Telephone access in facilities open to the public service activities	S	S	S	S	S	S	S
J63111	Data processing	S	S	S	S	S	S	S
VI - Western Visayas		14	4,494	4,357	138	-	-	-
J58130	Publishing of newspapers, journals and periodicals	S	S	S	S	S	S	S
J60101	Radio broadcasting and relay station and studios	S	S	S	S	S	S	S
J61101	Wired (landline) services	3	3,374	3,304	70	-	-	-
J61300	Satellite telecommunications activities	5	1,006	944	62	-	-	-
VII - Central Visayas		43	25,832	22,228	-	-	-	3,605
J58110	Book publishing	}						
J58120	Publishing of directories and mailing lists	}	6	10,176	6,571	-	-	-
J58130	Publishing of newspapers, journals and periodicals	}						3,605
J58200	Software publishing	3	1,511	1,511	-	-	-	-
J59110	Motion picture, video and television programme activities	}						
J59140	Motion picture projection activities	}	3	933	933	-	-	-
J60101	Radio broadcasting and relay station and studios	9	2,286	2,286	-	-	-	-
J60201	Television broadcasting and relay stations and studios including closed circuit television services	S	S	S	S	S	S	S
J61109	Other wired telecommunications activities	S	S	S	S	S	S	S
J61300	Satellite telecommunications activities	S	S	S	S	S	S	S
J61909	Other telecommunications service activities, n.e.c.	S	S	S	S	S	S	S
J62010	Computer programming activities	12	2,341	2,341	-	-	-	-
J63111	Data processing	6	19	19	-	-	-	-
VIII - Eastern Visayas		6	13,231	13,231	-	-	-	-
J60101	Radio broadcasting and relay station and studios	S	S	S	S	S	S	S
J61101	Wired (landline) services	S	S	S	S	S	S	S
J61300	Satellite telecommunications activities	S	S	S	S	S	S	S
J63111	Data processing	S	S	S	S	S	S	S

TABLE 9a Number of Establishments and Value of Inventories for Information and Communication Establishments  
with Total Employment of 20 and Over by Industry Sub-class: Philippines, 2010 *(Continued)*

(Value in thousand pesos. Details may not add up to total due to rounding and/or statistical disclosure control)

2009 PSIC Code	Region / Industry Description	Number of Establishment s	Value of Inventories as of January 1						
			Total	Materials and Supplies	Fuels, Lubricants, Oils and Greases	Goods for Resale	Real Estate for Sale	Other Inventories	
		(1)	(2)	(3)	(4)	(5)	(6)	(7)	
IX - Zamboanga Peninsula			S	S	S	S	S	S	S
J61101	Wired (landline) services	S	S	S	S	S	S	S	S
J61300	Satellite telecommunications activities	S	S	S	S	S	S	S	S
X - Northern Mindanao			14	19,916	19,855	61	-	-	-
J58130	Publishing of newspapers, journals and periodicals	S	S	S	S	S	S	S	S
J59140	Motion picture projection activities	3	145	89	56	-	-	-	-
J60101	Radio broadcasting and relay station and studios	3	27	27	-	-	-	-	-
J60201	Television broadcasting and relay stations and studios including closed circuit television services	S	S	S	S	S	S	S	S
J61101	Wired (landline) services	3	16,427	16,422	5	-	-	-	-
J61300	Satellite telecommunications activities	S	S	S	S	S	S	S	S
J62010	Computer programming activities	S	S	S	S	S	S	S	S
XI - Davao Region			9	10,819	10,819	-	-	-	-
J58130	Publishing of newspapers, journals and periodicals	S	S	S	S	S	S	S	S
J60101	Radio broadcasting and relay station and studios	4	5,817	5,817	-	-	-	-	-
J61300	Satellite telecommunications activities	S	S	S	S	S	S	S	S
XII - SOCCSKSARGEN			9	5,639	4,403	48	1,188	-	-
J60101	Radio broadcasting and relay station and studios	3	51	15	36	-	-	-	-
J61101	Wired (landline) services	4	5,588	4,388	12	1,188	-	-	-
J61300	Satellite telecommunications activities	S	S	S	S	S	S	S	S
J62010	Computer programming activities	S	S	S	S	S	S	S	S
XIII - Caraga			S	S	S	S	S	S	S
J60101	Radio broadcasting and relay station and studios	S	S	S	S	S	S	S	S
J61300	Satellite telecommunications activities	S	S	S	S	S	S	S	S

TABLE 9a Number of Establishments and Value of Inventories for Information and Communication Establishments  
with Total Employment of 20 and Over by Industry Sub-class: Philippines, 2010 *(Continued)*

(Value in thousand pesos. Details may not add up to total due to rounding and/or statistical disclosure control)

2009 PSIC Code	Region / Industry Description	Value of Inventories as of December 31					
		Total	Materials and Supplies	Fuels, Lubricants, Oils and Greases	Goods for Resale	Real Estate for Sale	Other Inventories
		(8)	(9)	(10)	(11)	(12)	(13)
	<b>Philippines</b>	<b>6,378,458</b>	<b>6,010,646</b>	<b>4,018</b>	<b>181,439</b>	<b>-</b>	<b>182,355</b>
J58110	Book publishing	722,880	541,470	-	-	-	181,410
J58120	Publishing of directories and mailing lists	a/	a/	a/	a/	a/	a/
J58130	Publishing of newspapers, journals and periodicals	49,166	48,221	-	-	-	945
J58190	Other publishing activities	506	506	-	-	-	-
J58200	Software publishing	3,057	3,052	5	-	-	-
J59110	Motion picture, video and television programme activities	376,291	376,291	-	-	-	-
J59120	Motion picture, video and television programme post-production activities	12,436	12,436	-	-	-	-
J59140	Motion picture projection activities	5,002	4,298	163	541	-	-
J59201	Sound recording activities	228,358	228,358	-	-	-	-
J59202	Publishing of music	s	s	s	s	s	s
J60101	Radio broadcasting and relay station and studios	181,214	177,716	3,498	-	-	-
J60201	Television broadcasting and relay stations and studios including closed circuit television services	95,989	95,989	-	-	-	-
J60202	Television program production	2,782	2,782	-	-	-	-
J61101	Wired (landline) services	1,730,085	1,728,745	183	1,157	-	-
J61102	Wired internet access service activities (e.g. dsl, leased line, dial-up)	4,277	4,277	-	-	-	-
J61109	Other wired telecommunications activities	42,818	42,818	-	-	-	-
J61202	Mobile telecommunications services	1,879,870	1,701,631	-	178,240	-	-
J61203	Wireless internet access services (e.g. internet service provider, broadband)	209,999	209,999	-	-	-	-
J61209	Other wireless telecommunication services, n.e.c.	s	s	s	s	s	s
J61300	Satellite telecommunications activities	337,121	336,675	164	282	-	-
J61901	Telephone access in facilities open to the public service activities	s	s	s	s	s	s
J61902	Internet access in facilities open to the public service activities	17,512	17,512	-	-	-	-
J61909	Other telecommunications service activities, n.e.c.	33,855	33,855	-	-	-	-
J62010	Computer programming activities	318,348	317,121	5	1,221	-	-
J62090	Other information technology and computer service activities	122,555	122,555	-	-	-	-
J63111	Data processing	4,141	4,141	-	-	-	-
J63112	Website hosting services	s	s	s	s	s	s
J63113	Application hosting services	13	13	-	-	-	-
J63990	Other information service activities, n.e.c.	s	s	s	s	s	s



TABLE 9a Number of Establishments and Value of Inventories for Information and Communication Establishments  
with Total Employment of 20 and Over by Industry Sub-class: Philippines, 2010 *(Continued)*

(Value in thousand pesos. Details may not add up to total due to rounding and/or statistical disclosure control)

2009 PSIC Code	Region / Industry Description	Value of Inventories as of December 31					
		Total	Materials and Supplies	Fuels, Lubricants, Oils and Greases	Goods for Resale	Real Estate for Sale	Other Inventories
		(8)	(9)	(10)	(11)	(12)	(13)
	<b>National Capital Region</b>	<b>6,156,168</b>	<b>5,796,875</b>	<b>3,593</b>	<b>179,460</b>	<b>-</b>	<b>176,239</b>
J58110	Book publishing	714,421	539,127	-	-	-	175,293
J58130	Publishing of newspapers, journals and periodicals	36,646	35,700	-	-	-	945
J58190	Other publishing activities	-	-	-	-	-	-
J58200	Software publishing	-	-	-	-	-	-
J59110	Motion picture, video and television programme activities	376,119	376,119	-	-	-	-
J59120	Motion picture, video and television programme post-production activities	12,436	12,436	-	-	-	-
J59140	Motion picture projection activities	2,135	2,017	118	-	-	-
J59201	Sound recording activities	228,358	228,358	-	-	-	-
J59202	Publishing of music	s	s	s	s	s	s
J60101	Radio broadcasting and relay station and studios	172,409	168,934	3,475	-	-	-
J60201	Television broadcasting and relay stations and studios including closed circuit television services	88,624	88,624	-	-	-	-
J60202	Television program production	2,782	2,782	-	-	-	-
J61101	Wired (landline) services	1,692,743	1,692,743	-	-	-	-
J61102	Wired internet access service activities (e.g. dsl, leased line, dial-up)	4,277	4,277	-	-	-	-
J61109	Other wired telecommunications activities	22,333	22,333	-	-	-	-
J61202	Mobile telecommunications services	1,879,870	1,701,631	-	178,240	-	-
J61203	Wireless internet access services (e.g. internet service provider, broadband)	209,999	209,999	-	-	-	-
J61209	Other wireless telecommunication services, n.e.c.	s	s	s	s	s	s
J61300	Satellite telecommunications activities	278,138	278,138	-	-	-	-
J61902	Internet access in facilities open to the public service activities	17,512	17,512	-	-	-	-
J61909	Other telecommunications service activities, n.e.c.	33,855	33,855	-	-	-	-
J62010	Computer programming activities	256,828	255,607	-	1,221	-	-
J62090	Other information technology and computer service activities	122,555	122,555	-	-	-	-
J63111	Data processing	4,116	4,116	-	-	-	-
J63112	Website hosting services	s	s	s	s	s	s
J63113	Application hosting services	13	13	-	-	-	-
J63990	Other information service activities, n.e.c.	s	s	s	s	s	s
	<b>Cordillera Administrative Region</b>	<b>1,989</b>	<b>1,989</b>	<b>-</b>	<b>-</b>	<b>-</b>	<b>-</b>
J58130	Publishing of newspapers, journals and periodicals	s	s	s	s	s	s
J59140	Motion picture projection activities	s	s	s	s	s	s
J60101	Radio broadcasting and relay station and studios	s	s	s	s	s	s
J61300	Satellite telecommunications activities	s	s	s	s	s	s

TABLE 9a Number of Establishments and Value of Inventories for Information and Communication Establishments  
with Total Employment of 20 and Over by Industry Sub-class: Philippines, 2010 *(Continued)*

(Value in thousand pesos. Details may not add up to total due to rounding and/or statistical disclosure control)

2009 PSIC Code	Region / Industry Description	Value of Inventories as of December 31					
		Total	Materials and Supplies	Fuels, Lubricants, Oils and Greases	Goods for Resale	Real Estate for Sale	Other Inventories
		(8)	(9)	(10)	(11)	(12)	(13)
	<b>I-Ilocos Region</b>	<b>1,170</b>	<b>1,170</b>	<b>-</b>	<b>-</b>	<b>-</b>	<b>-</b>
J60101	Radio broadcasting and relay station and studios	S	S	S	S	S	S
J60201	Television broadcasting and relay stations and studios including closed circuit television services	S	S	S	S	S	S
J61300	Satellite telecommunications activities	S	S	S	S	S	S
J63112	Website hosting services	S	S	S	S	S	S
	<b>II - Cagayan Valley</b>	<b>-</b>	<b>-</b>	<b>-</b>	<b>-</b>	<b>-</b>	<b>-</b>
J60101	Radio broadcasting and relay station and studios	S	S	S	S	S	S
J61300	Satellite telecommunications activities	S	S	S	S	S	S
	<b>III - Central Luzon</b>	<b>106,437</b>	<b>105,528</b>	<b>87</b>	<b>822</b>	<b>-</b>	<b>-</b>
J58110	Book publishing	S	S	S	S	S	S
J58130	Publishing of newspapers, journals and periodicals	S	S	S	S	S	S
J59140	Motion picture projection activities	1,306	766	-	541	-	-
J60101	Radio broadcasting and relay station and studios	S	S	S	S	S	S
J61101	Wired (landline) services	15,768	15,768	-	-	-	-
J61300	Satellite telecommunications activities	29,872	29,509	82	282	-	-
J62010	Computer programming activities	58,677	58,672	5	-	-	-
J63111	Data processing	10	10	-	-	-	-
	<b>IVA - CALABARZON</b>	<b>25,511</b>	<b>23,518</b>	<b>5</b>	<b>-</b>	<b>-</b>	<b>1,988</b>
J58110	Book publishing	S	S	S	S	S	S
J58200	Software publishing	S	S	S	S	S	S
J59140	Motion picture projection activities	527	527	-	-	-	-
J60101	Radio broadcasting and relay station and studios	S	S	S	S	S	S
J61101	Wired (landline) services	38,326	38,326	-	-	-	-
J61109	Other wired telecommunications activities						
J61300	Satellite telecommunications activities	4,972	4,972	-	-	-	-
J62010	Computer programming activities	-	-	-	-	-	-
J63111	Data processing	S	S	S	S	S	S
	<b>IVB - MIMAROPA</b>	<b>3,868</b>	<b>3,867</b>	<b>1</b>	<b>-</b>	<b>-</b>	<b>-</b>
J61101	Wired (landline) services	S	S	S	S	S	S
J61300	Satellite telecommunications activities	S	S	S	S	S	S

TABLE 9a Number of Establishments and Value of Inventories for Information and Communication Establishments  
with Total Employment of 20 and Over by Industry Sub-class: Philippines, 2010 *(Continued)*

(Value in thousand pesos. Details may not add up to total due to rounding and/or statistical disclosure control)

2009 PSIC Code	Region / Industry Description	Value of Inventories as of December 31					
		Total	Materials and Supplies	Fuels, Lubricants, Oils and Greases	Goods for Resale	Real Estate for Sale	Other Inventories
		(8)	(9)	(10)	(11)	(12)	(13)
V - Bicol Region		4,611	4,496	115	-	-	
J59140	Motion picture projection activities	S	S	S	S	S	S
J60101	Radio broadcasting and relay station and studios	S	S	S	S	S	S
J61101	Wired (landline) services	S	S	S	S	S	S
J61300	Satellite telecommunications activities	S	S	S	S	S	S
J61901	Telephone access in facilities open to the public service activities	S	S	S	S	S	S
J63111	Data processing	S	S	S	S	S	S
VI - Western Visayas		5,918	5,809	108	-	-	-
J58130	Publishing of newspapers, journals and periodicals	S	S	S	S	S	S
J60101	Radio broadcasting and relay station and studios	S	S	S	S	S	S
J61101	Wired (landline) services	4,119	4,097	22	-	-	-
J61300	Satellite telecommunications activities	1,620	1,539	81	-	-	-
VII - Central Visayas		32,016	27,887	-	-	-	4,129
J58110	Book publishing	}					
J58120	Publishing of directories and mailing lists	}	13,899	9,771	-	-	4,129
J58130	Publishing of newspapers, journals and periodicals	}					
J58200	Software publishing		2,999	2,999	-	-	-
J59110	Motion picture, video and television programme activities	}					
J59140	Motion picture projection activities	}	990	990	-	-	-
J60101	Radio broadcasting and relay station and studios		2,067	2,067	-	-	-
J60201	Television broadcasting and relay stations and studios including closed circuit television services		S	S	S	S	S
J61109	Other wired telecommunications activities		S	S	S	S	S
J61300	Satellite telecommunications activities		S	S	S	S	S
J61909	Other telecommunications service activities, n.e.c.		S	S	S	S	S
J62010	Computer programming activities		2,842	2,842	-	-	-
J63111	Data processing		15	15	-	-	-
VIII - Eastern Visayas		13,522	13,522	-	-	-	-
J60101	Radio broadcasting and relay station and studios		S	S	S	S	S
J61101	Wired (landline) services		S	S	S	S	S
J61300	Satellite telecommunications activities		S	S	S	S	S
J63111	Data processing		S	S	S	S	S

TABLE 9a Number of Establishments and Value of Inventories for Information and Communication Establishments  
with Total Employment of 20 and Over by Industry Sub-class: Philippines, 2010 *(Concluded)*

(Value in thousand pesos. Details may not add up to total due to rounding and/or statistical disclosure control)

2009 PSIC Code	Region / Industry Description	Value of Inventories as of December 31					
		Total	Materials and Supplies	Fuels, Lubricants, Oils and Greases	Goods for Resale	Real Estate for Sale	Other Inventories
		(8)	(9)	(10)	(11)	(12)	(13)
	<b>IX - Zamboanga Peninsula</b>	<b>S</b>	<b>S</b>	<b>S</b>	<b>S</b>	<b>S</b>	<b>S</b>
J61101	Wired (landline) services	S	S	S	S	S	S
J61300	Satellite telecommunications activities	S	S	S	S	S	S
	<b>X - Northern Mindanao</b>	<b>10,550</b>	<b>10,499</b>	<b>51</b>	<b>-</b>	<b>-</b>	<b>-</b>
J58130	Publishing of newspapers, journals and periodicals	S	S	S	S	S	S
J59140	Motion picture projection activities	141	96	45	-	-	-
J60101	Radio broadcasting and relay station and studios	22	22	-	-	-	-
J60201	Television broadcasting and relay stations and studios including closed circuit television services	S	S	S	S	S	S
J61101	Wired (landline) services	6,599	6,593	6	-	-	-
J61300	Satellite telecommunications activities	S	S	S	S	S	S
J62010	Computer programming activities	S	S	S	S	S	S
	<b>XI - Davao Region</b>	<b>10,978</b>	<b>10,978</b>	<b>-</b>	<b>-</b>	<b>-</b>	<b>-</b>
J58130	Publishing of newspapers, journals and periodicals	S	S	S	S	S	S
J60101	Radio broadcasting and relay station and studios	5,938	5,938	-	-	-	-
J61300	Satellite telecommunications activities	S	S	S	S	S	S
	<b>XII - SOCCSKSARGEN</b>	<b>5,720</b>	<b>4,507</b>	<b>57</b>	<b>1,157</b>	<b>-</b>	<b>-</b>
J60101	Radio broadcasting and relay station and studios	26	8	18	-	-	-
J61101	Wired (landline) services	5,352	4,156	39	1,157	-	-
J61300	Satellite telecommunications activities	S	S	S	S	S	S
J62010	Computer programming activities	S	S	S	S	S	S
	<b>XIII - Caraga</b>	<b>S</b>	<b>S</b>	<b>S</b>	<b>S</b>	<b>S</b>	<b>S</b>
J60101	Radio broadcasting and relay station and studios	S	S	S	S	S	S
J61300	Satellite telecommunications activities	S	S	S	S	S	S

a/- combined with J58190

TABLE 10a Number of Reporting Establishments and Nationality with Highest Capital Participation Rate as of December 31 for Information and Communication Establishments with Total Employment of 20 and Over by Industry Sub-Class: Philippines, 2010

(An establishment with equal capital participation rate may be reported several times)

2009 PSIC Code	Region / Industry Description	Number of Reporting Establishments	Nationality with Highest Capital Participation Rate				
			Filipino	American	British	Chinese	German
			(1)	(2)	(3)	(4)	(5)
	Philippines	599	497	33	7	7	1
J58110	Book publishing	32	32	-	-	-	-
J58120	Publishing of directories and mailing lists	a/	a/	a/	a/	a/	a/
J58130	Publishing of newspapers, journals and periodicals	37	37	-	-	-	-
J58190	Other publishing activities	5	4	-	-	-	-
J58200	Software publishing	12	8	3	1	-	-
J59110	Motion picture, video and television programme activities	11	10	-	-	-	1
J59120	Motion picture, video and television programme post-production activities	9	6	-	-	-	-
J59140	Motion picture projection activities	32	32	-	-	-	-
J59201	Sound recording activities	6	5	1	-	-	-
J59202	Publishing of music	s	s	s	s	s	s
J60101	Radio broadcasting and relay station and studios	54	54	-	-	-	-
J60201	Television broadcasting and relay stations and studios including closed circuit television services	9	9	-	-	-	-
J60202	Television program production	9	9	-	-	-	-
J61101	Wired (landline) services	25	23	-	-	2	-
J61102	Wired internet access service activities (e.g. dsl, leased line, dial-up)	4	4	-	-	-	-
J61109	Other wired telecommunications activities	6	6	-	-	-	-
J61202	Mobile telecommunications services	3	2	-	-	-	-
J61203	Wireless internet access services (e.g. internet service provider, broadband)	11	10	-	-	-	-
J61209	Other wireless telecommunication services, n.e.c.	s	s	s	s	s	s
J61300	Satellite telecommunications activities	54	51	-	-	3	-
J61901	Telephone access in facilities open to the public service activities	s	s	s	s	s	s
J61902	Internet access in facilities open to the public service activities	3	3	-	-	-	-
J61909	Other telecommunications service activities, n.e.c.	9	6	1	-	-	-
J62010	Computer programming activities	191	130	18	4	2	-
J62090	Other information technology and computer service activities	13	12	-	-	-	-
J63111	Data processing	48	32	9	2	-	-
J63112	Website hosting services	s	s	s	s	s	s
J63113	Application hosting services	8	6	-	-	-	-
J63990	Other information service activities, n.e.c.	s	s	s	s	s	s

TABLE 10a Number of Reporting Establishments and Nationality with Highest Capital Participation Rate as of December 31 for Information and Communication Establishments with Total Employment of 20 and Over by Industry Sub-Class: Philippines, 2010 *(Continued)*

(An establishment with equal capital participation rate may be reported several times)

2009 PSIC Code	Region / Industry Description	Number of Reporting Establishments	Nationality with Highest Capital Participation Rate				
			Filipino	American	British	Chinese	German
			(1)	(2)	(3)	(4)	(5)
National Capital Region		431	353	21	5	3	
J58110	Book publishing	29	29	-	-	-	-
J58130	Publishing of newspapers, journals and periodicals	28	28	-	-	-	-
J58190	Other publishing activities	3	2	-	-	-	-
J58200	Software publishing	8	6	1	1	-	-
J59110	Motion picture, video and television programme activities	10	10	-	-	-	-
J59120	Motion picture, video and television programme post-production activities	9	6	-	-	-	-
J59140	Motion picture projection activities	16	16	-	-	-	-
J59201	Sound recording activities	6	5	1	-	-	-
J59202	Publishing of music	s	s	s	s	s	s
J60101	Radio broadcasting and relay station and studios	20	20	-	-	-	-
J60201	Television broadcasting and relay stations and studios including closed circuit television services	6	6	-	-	-	-
J60202	Television program production	9	9	-	-	-	-
J61101	Wired (landline) services	4	3	-	-	1	-
J61102	Wired internet access service activities (e.g. dsl, leased line, dial-up)	4	4	-	-	-	-
J61109	Other wired telecommunications activities	4	4	-	-	-	-
J61202	Mobile telecommunications services	3	2	-	-	-	-
J61203	Wireless internet access services (e.g. internet service provider, broadband)	11	10	-	-	-	-
J61209	Other wireless telecommunication services, n.e.c.	s	s	s	s	s	s
J61300	Satellite telecommunications activities	18	16	-	-	-	-
J61902	Internet access in facilities open to the public service activities	3	3	-	-	-	-
J61909	Other telecommunications service activities, n.e.c.	8	6	-	-	-	-
J62010	Computer programming activities	170	122	13	2	2	-
J62090	Other information technology and computer service activities	13	12	-	-	-	-
J63111	Data processing	35	24	5	2	-	-
J63112	Website hosting services	s	s	s	s	s	s
J63113	Application hosting services	8	6	-	-	-	-
J63990	Other information service activities, n.e.c.	s	s	s	s	s	s
Cordillera Administrative Region		5	5	-	-	-	-
J58130	Publishing of newspapers, journals and periodicals	s	s	s	s	s	s
J59140	Motion picture projection activities	s	s	s	s	s	s
J60101	Radio broadcasting and relay station and studios	s	s	s	s	s	s
J61300	Satellite telecommunications activities	s	s	s	s	s	

TABLE 10a Number of Reporting Establishments and Nationality with Highest Capital Participation Rate as of December 31 for Information and Communication Establishments with Total Employment of 20 and Over by Industry Sub-Class: Philippines, 2010 *(Continued)*

(An establishment with equal capital participation rate may be reported several times)

2009 PSIC Code	Region / Industry Description	Number of Reporting Establishments	Nationality with Highest Capital Participation Rate				
			Filipino	American	British	Chinese	German
			(1)	(2)	(3)	(4)	(5)
	I-Ilocos Region	4	4	-	-	-	-
J60101	Radio broadcasting and relay station and studios	S	S	S	S	S	S
J60201	Television broadcasting and relay stations and studios including closed circuit television services	S	S	S	S	S	S
J61300	Satellite telecommunications activities	S	S	S	S	S	S
J63112	Website hosting services	S	S	S	S	S	S
	II - Cagayan Valley	3	3	-	-	-	-
J60101	Radio broadcasting and relay station and studios	S	S	S	S	S	S
J61300	Satellite telecommunications activities	S	S	S	S	S	S
	III - Central Luzon	24	18	4	1	3	-
J58110	Book publishing	S	S	S	S	S	S
J58130	Publishing of newspapers, journals and periodicals	S	S	S	S	S	S
J59140	Motion picture projection activities	4	4	-	-	-	-
J60101	Radio broadcasting and relay station and studios	S	S	S	S	S	S
J61101	Wired (landline) services	4	3	-	-	1	-
J61300	Satellite telecommunications activities	4	4	-	-	2	-
J62010	Computer programming activities	4	2	1	1	-	-
J63111	Data processing	4	1	3	-	-	-
	IVA - CALABARZON	24	22	1	-	-	-
J58110	Book publishing	S	S	S	S	S	S
J58200	Software publishing	S	S	S	S	S	S
J59140	Motion picture projection activities	5	5	-	-	-	-
J60101	Radio broadcasting and relay station and studios	S	S	S	S	S	S
J61101	Wired (landline) services	10	10	-	-	-	-
J61109	Other wired telecommunications activities						
J61300	Satellite telecommunications activities	8	8	-	-	-	-
J62010	Computer programming activities	3	1	1	-	-	-
J63111	Data processing	S	S	S	S	S	S
	IVB - MIMAROPA	3	3	-	-	-	-
J61101	Wired (landline) services	S	S	S	S	S	S
J61300	Satellite telecommunications activities	S	S	S	S	S	S

TABLE 10a Number of Reporting Establishments and Nationality with Highest Capital Participation Rate as of December 31 for Information and Communication Establishments with Total Employment of 20 and Over by Industry Sub-Class: Philippines, 2010 *(Continued)*

(An establishment with equal capital participation rate may be reported several times)

2009 PSIC Code	Region / Industry Description	Number of Reporting Establishments	Nationality with Highest Capital Participation Rate					
			Filipino	American	British	Chinese	German	
			(1)	(2)	(3)	(4)	(5)	(6)
V - Bicol Region			6	5	-	-	-	-
J59140	Motion picture projection activities	S	S	S	S	S	S	
J60101	Radio broadcasting and relay station and studios	S	S	S	S	S	S	
J61101	Wired (landline) services	S	S	S	S	S	S	
J61300	Satellite telecommunications activities	S	S	S	S	S	S	
J61901	Telephone access in facilities open to the public service activities	S	S	S	S	S	S	
J63111	Data processing	S	S	S	S	S	S	
VI - Western Visayas			14	14	-	-	-	-
J58130	Publishing of newspapers, journals and periodicals	S	S	S	S	S	S	
J60101	Radio broadcasting and relay station and studios	S	S	S	S	S	S	
J61101	Wired (landline) services	3	3	-	-	-	-	
J61300	Satellite telecommunications activities	5	5	-	-	-	-	
VII - Central Visayas			43	29	7	1	-	1
J58110	Book publishing	}						
J58120	Publishing of directories and mailing lists	}	6	6	-	-	-	-
J58130	Publishing of newspapers, journals and periodicals	}						
J58200	Software publishing		3	1	2	-	-	-
J59110	Motion picture, video and television programme activities	}						
J59140	Motion picture projection activities	}	3	2	-	-	-	1
J60101	Radio broadcasting and relay station and studios		9	9	-	-	-	-
J60201	Television broadcasting and relay stations and studios including closed circuit television services		S	S	S	S	S	S
J61109	Other wired telecommunications activities		S	S	S	S	S	S
J61300	Satellite telecommunications activities		S	S	S	S	S	S
J61909	Other telecommunications service activities, n.e.c.		S	S	S	S	S	S
J62010	Computer programming activities		12	3	3	1	-	-
J63111	Data processing		6	5	1	-	-	-
VIII - Eastern Visayas			6	5	-	-	1	-
J60101	Radio broadcasting and relay station and studios		S	S	S	S	S	S
J61101	Wired (landline) services		S	S	S	S	S	S
J61300	Satellite telecommunications activities		S	S	S	S	S	S
J63111	Data processing		S	S	S	S	S	S



TABLE 10a Number of Reporting Establishments and Nationality with Highest Capital Participation Rate as of December 31 for Information and Communication Establishments with Total Employment of 20 and Over by Industry Sub-Class: Philippines, 2010 *(Continued)*

(An establishment with equal capital participation rate may be reported several times)

2009 PSIC Code	Region / Industry Description	Number of Reporting Establishments	Nationality with Highest Capital Participation Rate					
			Filipino	American	British	Chinese	German	
		(1)	(2)	(3)	(4)	(5)	(6)	
IX - Zamboanga Peninsula			S	S	S	S	S	S
J61101	Wired (landline) services	S	S	S	S	S	S	S
J61300	Satellite telecommunications activities	S	S	S	S	S	S	S
X - Northern Mindanao			14	14	-	-	-	-
J58130	Publishing of newspapers, journals and periodicals	S	S	S	S	S	S	S
J59140	Motion picture projection activities	3	3	-	-	-	-	-
J60101	Radio broadcasting and relay station and studios	3	3	-	-	-	-	-
J60201	Television broadcasting and relay stations and studios including closed circuit television services	S	S	S	S	S	S	S
J61101	Wired (landline) services	3	3	-	-	-	-	-
J61300	Satellite telecommunications activities	S	S	S	S	S	S	S
J62010	Computer programming activities	S	S	S	S	S	S	S
XI - Davao Region			9	9	-	-	-	-
J58130	Publishing of newspapers, journals and periodicals	S	S	S	S	S	S	S
J60101	Radio broadcasting and relay station and studios	4	4	-	-	-	-	-
J61300	Satellite telecommunications activities	S	S	S	S	S	S	S
XII - SOCCSKSARGEN			9	9	-	-	-	-
J60101	Radio broadcasting and relay station and studios	3	3	-	-	-	-	-
J61101	Wired (landline) services	4	4	-	-	-	-	-
J61300	Satellite telecommunications activities	S	S	S	S	S	S	S
J62010	Computer programming activities	S	S	S	S	S	S	S
XIII - Caraga			S	S	S	S	S	S
J60101	Radio broadcasting and relay station and studios	S	S	S	S	S	S	S
J61300	Satellite telecommunications activities	S	S	S	S	S	S	S

TABLE 10a Number of Reporting Establishments and Nationality with Highest Capital Participation Rate as of December 31 for Information and Communication Establishments with Total Employment of 20 and Over by Industry Sub-Class: Philippines, 2010 *(Continued)*

(An establishment with equal capital participation rate may be reported several times)

2009 PSIC Code	Region / Industry Description	Nationality with Highest Capital Participation Rate				
		Japanese	Korean	Singaporean	Taiwanese	Other Nationalities
		(7)	(8)	(9)	(10)	(11)
	<b>Philippines</b>	<b>20</b>	<b>1</b>	<b>8</b>	<b>-</b>	<b>32</b>
J58110	Book publishing	-	-	-	-	-
J58120	Publishing of directories and mailing lists	a/	a/	a/	a/	a/
J58130	Publishing of newspapers, journals and periodicals	-	-	-	-	-
J58190	Other publishing activities	-	-	-	-	1
J58200	Software publishing	-	-	-	-	-
J59110	Motion picture, video and television programme activities	-	-	-	-	-
J59120	Motion picture, video and television programme post-production activities	1	-	-	-	2
J59140	Motion picture projection activities	-	-	1	-	-
J59201	Sound recording activities	-	-	-	-	-
J59202	Publishing of music	s	s	s	s	s
J60101	Radio broadcasting and relay station and studios	-	-	-	-	-
J60201	Television broadcasting and relay stations and studios including closed circuit television services	-	-	-	-	-
J60202	Television program production	-	-	-	-	-
J61101	Wired (landline) services	-	-	-	-	-
J61102	Wired internet access service activities (e.g. dsl, leased line, dial-up)	-	-	-	-	-
J61109	Other wired telecommunications activities	-	-	-	-	-
J61202	Mobile telecommunications services	-	-	-	-	1
J61203	Wireless internet access services (e.g. internet service provider, broadband)	-	-	-	-	1
J61209	Other wireless telecommunication services, n.e.c.	s	s	s	s	s
J61300	Satellite telecommunications activities	-	-	-	-	2
J61901	Telephone access in facilities open to the public service activities	s	s	s	s	s
J61902	Internet access in facilities open to the public service activities	-	-	-	-	-
J61909	Other telecommunications service activities, n.e.c.	-	-	-	-	2
J62010	Computer programming activities	17	1	6	-	15
J62090	Other information technology and computer service activities	1	-	-	-	-
J63111	Data processing	1	-	-	-	6
J63112	Website hosting services	s	s	s	s	s
J63113	Application hosting services	-	-	1	-	1
J63990	Other information service activities, n.e.c.	s	s	s	s	s

TABLE 10a Number of Reporting Establishments and Nationality with Highest Capital Participation Rate as of December 31 for Information and Communication Establishments with Total Employment of 20 and Over by Industry Sub-Class: Philippines, 2010 *(Continued)*

(An establishment with equal capital participation rate may be reported several times)

2009 PSIC Code	Region / Industry Description	Nationality with Highest Capital Participation Rate				
		Japanese	Korean	Singaporean	Taiwanese	Other Nationalities
		(7)	(8)	(9)	(10)	(11)
	<b>National Capital Region</b>	<b>15</b>	<b>1</b>	<b>8</b>	<b>-</b>	<b>28</b>
J58110	Book publishing	-	-	-	-	-
J58130	Publishing of newspapers, journals and periodicals	-	-	-	-	-
J58190	Other publishing activities	-	-	-	-	1
J58200	Software publishing	-	-	-	-	-
J59110	Motion picture, video and television programme activities	-	-	-	-	-
J59120	Motion picture, video and television programme post-production activities	1	-	-	-	2
J59140	Motion picture projection activities	-	-	1	-	-
J59201	Sound recording activities	-	-	-	-	-
J59202	Publishing of music	S	S	S	S	S
J60101	Radio broadcasting and relay station and studios	-	-	-	-	-
J60201	Television broadcasting and relay stations and studios including closed circuit television services	-	-	-	-	-
J60202	Television program production	-	-	-	-	-
J61101	Wired (landline) services	-	-	-	-	-
J61102	Wired internet access service activities (e.g. dsl, leased line, dial-up)	-	-	-	-	-
J61109	Other wired telecommunications activities	-	-	-	-	-
J61202	Mobile telecommunications services	-	-	-	-	1
J61203	Wireless internet access services (e.g. internet service provider, broadband)	-	-	-	-	1
J61209	Other wireless telecommunication services, n.e.c.	S	S	S	S	S
J61300	Satellite telecommunications activities	-	-	-	-	2
J61902	Internet access in facilities open to the public service activities	-	-	-	-	-
J61909	Other telecommunications service activities, n.e.c.	-	-	-	-	2
J62010	Computer programming activities	12	1	6	-	13
J62090	Other information technology and computer service activities	1	-	-	-	-
J63111	Data processing	1	-	-	-	4
J63112	Website hosting services	S	S	S	S	S
J63113	Application hosting services	-	-	1	-	1
J63990	Other information service activities, n.e.c.	S	S	S	S	S
	<b>Cordillera Administrative Region</b>	<b>-</b>	<b>-</b>	<b>-</b>	<b>-</b>	<b>-</b>
J58130	Publishing of newspapers, journals and periodicals	S	S	S	S	S
J59140	Motion picture projection activities	S	S	S	S	S
J60101	Radio broadcasting and relay station and studios	S	S	S	S	S
J61300	Satellite telecommunications activities	S	S	S	S	S

TABLE 10a Number of Reporting Establishments and Nationality with Highest Capital Participation Rate as of December 31 for Information and Communication Establishments with Total Employment of 20 and Over by Industry Sub-Class: Philippines, 2010 *(Continued)*

(An establishment with equal capital participation rate may be reported several times)

2009 PSIC Code	Region / Industry Description	Nationality with Highest Capital Participation Rate				
		Japanese	Korean	Singaporean	Taiwanese	Other Nationalities
		(7)	(8)	(9)	(10)	(11)
I-Ilocos Region		-	-	-	-	-
J60101	Radio broadcasting and relay station and studios	S	S	S	S	S
J60201	Television broadcasting and relay stations and studios including closed circuit television services	S	S	S	S	S
J61300	Satellite telecommunications activities	S	S	S	S	S
J63112	Website hosting services	S	S	S	S	S
II - Cagayan Valley		-	-	-	-	-
J60101	Radio broadcasting and relay station and studios	S	S	S	S	S
J61300	Satellite telecommunications activities	S	S	S	S	S
III - Central Luzon		-	-	-	-	-
J58110	Book publishing	S	S	S	S	S
J58130	Publishing of newspapers, journals and periodicals	S	S	S	S	S
J59140	Motion picture projection activities	-	-	-	-	-
J60101	Radio broadcasting and relay station and studios	S	S	S	S	S
J61101	Wired (landline) services	-	-	-	-	-
J61300	Satellite telecommunications activities	-	-	-	-	-
J62010	Computer programming activities	-	-	-	-	-
J63111	Data processing	-	-	-	-	-
IVA - CALABARZON		1	-	-	-	-
J58110	Book publishing	S	S	S	S	S
J58200	Software publishing	S	S	S	S	S
J59140	Motion picture projection activities	-	-	-	-	-
J60101	Radio broadcasting and relay station and studios	S	S	S	S	S
J61101	Wired (landline) services	-	-	-	-	-
J61109	Other wired telecommunications activities	-	-	-	-	-
J61300	Satellite telecommunications activities	-	-	-	-	-
J62010	Computer programming activities	1	-	-	-	-
J63111	Data processing	S	S	S	S	S
IVB - MIMAROPA		-	-	-	-	-
J61101	Wired (landline) services	S	S	S	S	S
J61300	Satellite telecommunications activities	S	S	S	S	S

TABLE 10a Number of Reporting Establishments and Nationality with Highest Capital Participation Rate as of December 31 for Information and Communication Establishments with Total Employment of 20 and Over by Industry Sub-Class: Philippines, 2010 *(Continued)*

(An establishment with equal capital participation rate may be reported several times)

2009 PSIC Code	Region / Industry Description	Nationality with Highest Capital Participation Rate				
		Japanese	Korean	Singaporean	Taiwanese	Other Nationalities
		(7)	(8)	(9)	(10)	(11)
V - Bicol Region		-	-	-	-	1
J59140	Motion picture projection activities	S	S	S	S	S
J60101	Radio broadcasting and relay station and studios	S	S	S	S	S
J61101	Wired (landline) services	S	S	S	S	S
J61300	Satellite telecommunications activities	S	S	S	S	S
J61901	Telephone access in facilities open to the public service activities	S	S	S	S	S
J63111	Data processing	S	S	S	S	S
VI - Western Visayas		-	-	-	-	-
J58130	Publishing of newspapers, journals and periodicals	S	S	S	S	S
J60101	Radio broadcasting and relay station and studios	S	S	S	S	S
J61101	Wired (landline) services	-	-	-	-	-
J61300	Satellite telecommunications activities	-	-	-	-	-
VII - Central Visayas		4	-	-	-	3
J58110	Book publishing	}	}	}	}	}
J58120	Publishing of directories and mailing lists					
J58130	Publishing of newspapers, journals and periodicals					
J58200	Software publishing					
J59110	Motion picture, video and television programme activities					
J59140	Motion picture projection activities	}	}	}	}	}
J60101	Radio broadcasting and relay station and studios					
J60201	Television broadcasting and relay stations and studios including closed circuit television services					
J61109	Other wired telecommunications activities					
J61300	Satellite telecommunications activities					
J61909	Other telecommunications service activities, n.e.c.	S	S	S	S	S
J62010	Computer programming activities	4	-	-	-	2
J63111	Data processing	-	-	-	-	1
VIII - Eastern Visayas		-	-	-	-	-
J60101	Radio broadcasting and relay station and studios	S	S	S	S	S
J61101	Wired (landline) services	S	S	S	S	S
J61300	Satellite telecommunications activities	S	S	S	S	S
J63111	Data processing	S	S	S	S	S

TABLE 10a Number of Reporting Establishments and Nationality with Highest Capital Participation Rate as of December 31 for Information and Communication Establishments with Total Employment of 20 and Over by Industry Sub-Class: Philippines, 2010 *(Concluded)*

(An establishment with equal capital participation rate may be reported several times)

2009 PSIC Code	Region / Industry Description	Nationality with Highest Capital Participation Rate				
		Japanese	Korean	Singaporean	Taiwanese	Other Nationalities
		(7)	(8)	(9)	(10)	(11)
	<b>IX - Zamboanga Peninsula</b>	<b>S</b>	<b>S</b>	<b>S</b>	<b>S</b>	<b>S</b>
J61101	Wired (landline) services	S	S	S	S	S
J61300	Satellite telecommunications activities	S	S	S	S	S
	<b>X - Northern Mindanao</b>	<b>-</b>	<b>-</b>	<b>-</b>	<b>-</b>	<b>-</b>
J58130	Publishing of newspapers, journals and periodicals	S	S	S	S	S
J59140	Motion picture projection activities	-	-	-	-	-
J60101	Radio broadcasting and relay station and studios	-	-	-	-	-
J60201	Television broadcasting and relay stations and studios including closed circuit television services	S	S	S	S	S
J61101	Wired (landline) services	-	-	-	-	-
J61300	Satellite telecommunications activities	S	S	S	S	S
J62010	Computer programming activities	S	S	S	S	S
	<b>XI - Davao Region</b>	<b>-</b>	<b>-</b>	<b>-</b>	<b>-</b>	<b>-</b>
J58130	Publishing of newspapers, journals and periodicals	S	S	S	S	S
J60101	Radio broadcasting and relay station and studios	-	-	-	-	-
J61300	Satellite telecommunications activities	S	S	S	S	S
	<b>XII - SOCCSKSARGEN</b>	<b>-</b>	<b>-</b>	<b>-</b>	<b>-</b>	<b>-</b>
J60101	Radio broadcasting and relay station and studios	-	-	-	-	-
J61101	Wired (landline) services	-	-	-	-	-
J61300	Satellite telecommunications activities	S	S	S	S	S
J62010	Computer programming activities	S	S	S	S	S
	<b>XIII - Caraga</b>	<b>S</b>	<b>S</b>	<b>S</b>	<b>S</b>	<b>S</b>
J60101	Radio broadcasting and relay station and studios	S	S	S	S	S
J61300	Satellite telecommunications activities	S	S	S	S	S

a/ - combined with J58190

# **Statistical Tables**

**For Establishments with Total  
Employment of Less than 20**

**National Tables**

TABLE 1b Summary Statistics for Information and Communication Establishments with Total Employment of Less Than 20 by Industry  
Sub-Class: Philippines, 2010

(Value in thousand pesos. Details may not add up to total due to rounding and/or statistical disclosure control)

2009 PSIC Code	Industry Description	Number of Establishments	Employment as of November 15		Total Compensation	Total Revenue	Total Cost
			Total	Paid Employees			
		(1)	(2)	(3)	(4)	(5)	(6)
	Philippines	1,137	8,556	8,118	1,848,560	13,014,720	8,337,285
J58110	Book publishing	43	332	320	152,050	420,863	289,235
J58130	Publishing of newspapers, journals and periodicals	39	366	347	52,998	240,232	219,482
J58190	Other publishing activities	s	s	s	s	s	s
J58200	Software publishing	14	118	118	24,083	209,131	101,953
J59110	Motion picture, video and television programme activities	14	110	106	26,140	194,690	191,739
J59120	Motion picture, video and television programme post-production activities	6	54	54	7,292	80,205	30,125
J59130	Motion picture, video and television programme distribution activities	4	47	47	38,853	983,342	804,851
J59140	Motion picture projection activities	52	369	354	45,286	823,344	681,554
J59201	Sound recording activities	10	87	85	18,519	87,578	74,201
J59202	Publishing of music	s	s	s	s	s	s
J60101	Radio broadcasting and relay station and studios	207	1,658	1,578	352,532	2,476,638	1,445,365
J60102	Radio program production	s	s	s	s	s	s
J60201	Television broadcasting and relay stations and studios including closed circuit television services	22	179	176	37,099	1,840,748	1,047,403
J60202	Television program production	8	87	87	18,851	123,627	91,988
J61101	Wired (landline) services	18	216	214	28,987	104,290	74,732
J61102	Wired internet access service activities (e.g. dsl, leased line, dial-up)	4	31	31	9,477	106,900	84,858
J61109	Other wired telecommunications activities						
J61201	Wireless landline services	s	s	s	s	s	s
J61203	Wireless internet access services (e.g. internet service provider, broadband)	6	73	73	14,141	55,528	16,788
J61209	Other wireless telecommunication services, n.e.c.	3	25	22	5,784	42,075	40,800
J61300	Satellite telecommunications activities	145	1,369	1,308	152,615	932,789	584,793
J61902	Internet access in facilities open to the public service activities	254	1,001	845	84,533	342,403	224,681
J61909	Other telecommunications service activities, n.e.c.	15	102	98	36,785	712,298	255,492
J62010	Computer programming activities	190	1,738	1,699	537,090	2,576,288	1,754,015
J62020	Computer consultancy and computer facilities management activities	4	35	29	7,711	13,291	7,503
J62090	Other information technology and computer service activities	39	269	252	53,519	319,516	159,025
J63111	Data processing	13	88	77	63,855	106,102	43,952
J63112	Website hosting services	s	s	s	s	s	s
J63113	Application hosting services	18	145	141	57,899	126,431	68,974
J63910	News agency activities	s	s	s	s	s	s
J63990	Other information service activities, n.e.c.	s	s	s	s	s	



TABLE 1b Summary Statistics for Information and Communication Establishments with Total Employment of Less Than 20 by Industry  
Sub-Class: Philippines, 2010 *(Concluded)*

(Value in thousand pesos. Details may not add up to total due to rounding and/or statistical disclosure control)

2009 PSIC Code	Industry Description	Value Added	Gross Additions to Fixed Assets	Change in Inventories	Subsidies
		(7)	(8)	(9)	(10)
	<b>Philippines</b>	<b>5,531,162</b>	<b>737,936</b>	<b>(27,119)</b>	<b>900</b>
J58110	Book publishing	147,322	2,997	778	-
J58130	Publishing of newspapers, journals and periodicals	44,787	2,792	6,665	-
J58190	Other publishing activities	s	s	s	s
J58200	Software publishing	113,372	724	24	-
J59110	Motion picture, video and television programme activities	16,984	4,436	37	-
J59120	Motion picture, video and television programme post-production activities	51,006	-	(28)	-
J59130	Motion picture, video and television programme distribution activities	202,832	6,943	-	-
J59140	Motion picture projection activities	291,997	2,447	206	-
J59201	Sound recording activities	21,685	5,479	9	-
J59202	Publishing of music	s	s	s	s
J60101	Radio broadcasting and relay station and studios	1,264,503	254,684	(1,428)	900
J60102	Radio program production	s	s	s	s
J60201	Television broadcasting and relay stations and studios including closed circuit television services	960,031	162,750	265	-
J60202	Television program production	41,592	-	-	-
J61101	Wired (landline) services	52,243	1,271	872	-
J61102	Wired internet access service activities (e.g. dsl, leased line, dial-up)	14,315	468	(135)	-
J61109	Other wired telecommunications activities				
J61201	Wireless landline services	s	s	s	s
J61203	Wireless internet access services (e.g. internet service provider, broadband)	39,899	4,995	-	-
J61209	Other wireless telecommunication services, n.e.c.	10,187	37,804	-	-
J61300	Satellite telecommunications activities	446,080	171,112	(8,680)	-
J61902	Internet access in facilities open to the public service activities	139,458	6,728	(799)	-
J61909	Other telecommunications service activities, n.e.c.	471,862	1,536	1,000	-
J62010	Computer programming activities	846,478	66,634	(31,082)	-
J62020	Computer consultancy and computer facilities management activities	7,906	-	884	-
J62090	Other information technology and computer service activities	172,129	397	2,299	-
J63111	Data processing	68,877	3,252	-	-
J63112	Website hosting services	s	s	s	s
J63113	Application hosting services	65,574	(1,425)	110	-
J63910	News agency activities	s	s	s	s
J63990	Other information service activities, n.e.c.	s	s	s	s

TABLE 2b Number of Establishments and Employment by Type and Sex of Worker for Information and Communication  
Establishments with Total Employment of Less Than 20 by Industry Sub-Class: Philippines, 2010

(Details may not add up to total due to rounding and/or statistical disclosure control)

2009 PSIC Code	Industry Description	Number of Establishment s	Employment as of November 15					
			Total		Paid		Unpaid	
			Male	Female	Male	Female	Male	Female
		(1)	(2)	(3)	(4)	(5)	(6)	(7)
Philippines		1,137	5,278	3,278	5,006	3,112	272	166
J58110	Book publishing	43	175	157	168	152	7	5
J58130	Publishing of newspapers, journals and periodicals	39	213	153	202	145	11	8
J58190	Other publishing activities	s	s	s	s	s	s	s
J58200	Software publishing	14	77	41	77	41	-	-
J59110	Motion picture, video and television programme activities	14	52	58	49	57	3	1
J59120	Motion picture, video and television programme post-production activities	6	33	21	33	21	-	-
J59130	Motion picture, video and television programme distribution activities	4	24	23	24	23	-	-
J59140	Motion picture projection activities	52	216	153	209	145	7	8
J59201	Sound recording activities	10	51	36	50	35	1	1
J59202	Publishing of music	s	s	s	s	s	s	s
J60101	Radio broadcasting and relay station and studios	207	1,156	502	1,094	484	62	18
J60102	Radio program production	s	s	s	s	s	s	s
J60201	Television broadcasting and relay stations and studios including closed circuit television services	22	115	64	113	63	2	1
J60202	Television program production	8	50	37	50	37	-	-
J61101	Wired (landline) services	18	137	79	136	78	1	1
J61102	Wired internet access service activities (e.g. dsl, leased line, dial-up)	4	18	13	18	13	-	-
J61109	Other wired telecommunications activities							
J61201	Wireless landline services	s	s	s	s	s	s	s
J61203	Wireless internet access services (e.g. internet service provider, broadband)	6	37	36	37	36	-	-
J61209	Other wireless telecommunication services, n.e.c.	3	14	11	11	11	3	-
J61300	Satellite telecommunications activities	145	961	408	923	385	38	23
J61902	Internet access in facilities open to the public service activities	254	521	480	432	413	89	67
J61909	Other telecommunications service activities, n.e.c.	15	67	35	64	34	3	1
J62010	Computer programming activities	190	1,020	718	993	706	27	12
J62020	Computer consultancy and computer facilities management activities	4	18	17	17	12	1	5
J62090	Other information technology and computer service activities	39	164	105	153	99	11	6
J63111	Data processing	13	36	52	32	45	4	7
J63112	Website hosting services	s	s	s	s	s	s	s
J63113	Application hosting services	18	95	50	93	48	2	2
J63910	News agency activities	s	s	s	s	s	s	s
J63990	Other information service activities, n.e.c.	s	s	s	s	s	s	s

TABLE 3b Number of Establishments and Compensation, Separation and Retirement Pay of Employees for Information and Communication Establishments with Total Employment of Less Than 20 by Industry Sub-class: Philippines, 2010

(Value in thousand pesos. Details may not add up to total due to rounding and/or statistical disclosure control)

2009 PSIC Code	Industry Description	Number of Establishments	Compensation			
			Total	Gross Salaries and Wages	Employer's Contribution to SSS/GSIS, etc.	Separation, Retirement/ Terminal Pay, Gratuities and others
		(1)	(2)	(3)	(4)	(5)
<b>Philippines</b>		<b>1,137</b>	<b>1,848,560</b>	<b>1,693,635</b>	<b>88,393</b>	<b>66,532</b>
J58110	Book publishing	43	152,051	146,156	3,879	2,016
J58130	Publishing of newspapers, journals and periodicals	39	52,998	48,828	4,071	99
J58190	Other publishing activities	s	s	s	s	s
J58200	Software publishing	14	24,082	22,232	1,678	172
J59110	Motion picture, video and television programme activities	14	26,140	24,178	1,618	344
J59120	Motion picture, video and television programme post-production activities	6	7,291	6,691	600	-
J59130	Motion picture, video and television programme distribution activities	4	38,853	36,617	793	1,443
J59140	Motion picture projection activities	52	45,286	39,953	2,309	3,024
J59201	Sound recording activities	10	18,519	17,389	1,098	32
J59202	Publishing of music	s	s	s	s	s
J60101	Radio broadcasting and relay station and studios	207	352,532	299,864	14,659	38,009
J60102	Radio program production	s	s	s	s	s
J60201	Television broadcasting and relay stations and studios including closed circuit television services	22	37,099	32,602	2,523	1,974
J60202	Television program production	8	18,851	17,673	1,178	-
J61101	Wired (landline) services	18	28,987	26,638	2,149	200
J61102	Wired internet access service activities (e.g. dsl, leased line, dial-up)	4	9,477	9,185	292	-
J61109	Other wired telecommunications activities					
J61201	Wireless landline services	s	s	s	s	s
J61203	Wireless internet access services (e.g. internet service provider, broadband)	6	14,141	12,584	1,557	-
J61209	Other wireless telecommunication services, n.e.c.	3	5,784	5,489	295	-
J61300	Satellite telecommunications activities	145	152,614	138,587	11,622	2,405
J61902	Internet access in facilities open to the public service activities	254	84,533	78,554	5,209	770
J61909	Other telecommunications service activities, n.e.c.	15	36,785	35,793	967	25
J62010	Computer programming activities	190	537,090	498,020	25,578	13,492
J62020	Computer consultancy and computer facilities management activities	4	7,711	7,342	357	12
J62090	Other information technology and computer service activities	39	53,519	50,604	2,915	-
J63111	Data processing	13	63,855	61,453	1,045	1,357
J63112	Website hosting services	s	s	s	s	s
J63113	Application hosting services	18	57,899	55,524	1,291	1,084
J63910	News agency activities	s	s	s	s	s
J63990	Other information service activities, n.e.c.	s	s	s	s	s

TABLE 4b Number of Establishments and Revenue by Type for Information and Communication Establishments  
with Total Employment of Less Than 20 by Industry Sub-Class: Philippines, 2010

(Value in thousand pesos. Details may not add up to total due to rounding and/or statistical disclosure control)

2009 PSIC Code	Industry Description	Number of Establishment s	Revenue					
			Total	Revenue from Main Activity	Non-industrial Services Done for Others	Interest Income	Dividend Income	Value of Goods for Resale
		(1)	(2)	(3)	(4)	(5)	(6)	(7)
Philippines		1,137	13,014,720	12,578,703	279,950	37,460	38,226	8,375
J58110	Book publishing	43	420,863	419,445	43	140	-	-
J58130	Publishing of newspapers, journals and periodicals	39	240,232	239,833	-	270	8	-
J58190	Other publishing activities	s	s	s	s	s	s	s
J58200	Software publishing	14	209,131	199,055	9,275	24	-	-
J59110	Motion picture, video and television programme activities	14	194,690	185,390	600	5,432	-	-
J59120	Motion picture, video and television programme post-production activities	6	80,205	80,122	-	16	-	-
J59130	Motion picture, video and television programme distribution activities	4	983,342	980,803	-	1,132	-	-
J59140	Motion picture projection activities	52	823,344	791,553	26,361	2,354	-	897
J59201	Sound recording activities	10	87,578	87,346	-	233	-	-
J59202	Publishing of music	s	s	s	s	s	s	s
J60101	Radio broadcasting and relay station and studios	207	2,476,638	2,412,541	37,657	9,163	375	-
J60102	Radio program production	s	s	s	s	s	s	s
J60201	Television broadcasting and relay stations and studios including closed circuit television services	22	1,840,748	1,685,296	149,157	4,213	-	-
J60202	Television program production	8	123,627	123,058	-	-	-	-
J61101	Wired (landline) services	18	104,290	100,924	840	154	-	-
J61102	Wired internet access service activities (e.g. dsl, leased line, dial-up)	4	106,900	97,987	-	15	-	-
J61109	Other wired telecommunications activities							
J61201	Wireless landline services	s	s	s	s	s	s	s
J61203	Wireless internet access services (e.g. internet service provider, broadband)	6	55,528	54,942	-	373	-	-
J61209	Other wireless telecommunication services, n.e.c.	3	42,075	42,057	-	8	-	-
J61300	Satellite telecommunications activities	145	932,789	912,816	2,936	722	839	-
J61902	Internet access in facilities open to the public service activities	254	342,403	325,662	10,324	4,323	-	-
J61909	Other telecommunications service activities, n.e.c.	15	712,298	699,445	9,201	3,604	48	-
J62010	Computer programming activities	190	2,576,288	2,519,261	27,858	4,266	15,004	-
J62020	Computer consultancy and computer facilities management activities	4	13,291	13,286	5	-	-	-
J62090	Other information technology and computer service activities	39	319,516	305,015	5,287	39	-	7,479
J63111	Data processing	13	106,102	105,438	288	92	-	-
J63112	Website hosting services	s	s	s	s	s	s	s
J63113	Application hosting services	18	126,431	125,468	-	504	-	-
J63910	News agency activities	s	s	s	s	s	s	s
J63990	Other information service activities, n.e.c.	s	s	s	s	s	s	

TABLE 4b Number of Establishments and Revenue by Type for Information and Communication Establishments  
with Total Employment of Less Than 20 by Industry Sub-Class: Philippines, 2010 *(Concluded)*

(Value in thousand pesos. Details may not add up to total due to rounding and/or statistical disclosure control)

2009 PSIC Code	Industry Description	Revenue						
		Industrial Services Done for Others	Commissions and Fees Earned	Delivery charges separately invoiced to customers	Royalty Income	Franchise Income	Foreign Exchange Gains	Other Income
		(8)	(9)	(10)	(11)	(12)	(13)	(14)
<b>Philippines</b>		<b>1,191</b>	<b>-</b>	<b>312</b>	<b>3,424</b>	<b>-</b>	<b>19,942</b>	<b>47,138</b>
J58110	Book publishing	-	-	312	-	-	239	684
J58130	Publishing of newspapers, journals and periodicals	-	-	-	-	-	-	121
J58190	Other publishing activities	S	S	S	S	S	S	S
J58200	Software publishing	-	-	-	-	-	-	777
J59110	Motion picture, video and television programme activities	-	-	-	-	-	2,358	910
J59120	Motion picture, video and television programme post-production activities	-	-	-	-	-	-	67
J59130	Motion picture, video and television programme distribution activities	-	-	-	-	-	1,407	-
J59140	Motion picture projection activities	-	-	-	35	-	-	2,144
J59201	Sound recording activities	-	-	-	-	-	-	-
J59202	Publishing of music	S	S	S	S	S	S	S
J60101	Radio broadcasting and relay station and studios	-	-	-	1,319	-	1,124	14,460
J60102	Radio program production	S	S	S	S	S	S	S
J60201	Television broadcasting and relay stations and studios including closed circuit television services	-	-	-	2,070	-	-	13
J60202	Television program production	-	-	-	-	-	-	569
J61101	Wired (landline) services	-	-	-	-	-	401	1,970
J61102	Wired internet access service activities (e.g. dsl, leased line, dial-up)	-	-	-	-	-	8,859	39
J61109	Other wired telecommunications activities	-	-	-	-	-	-	-
J61201	Wireless landline services	S	S	S	S	S	S	S
J61203	Wireless internet access services (e.g. internet service provider, broadband)	-	-	-	-	-	-	213
J61209	Other wireless telecommunication services, n.e.c.	-	-	-	-	-	-	10
J61300	Satellite telecommunications activities	1,191	-	-	-	-	38	14,247
J61902	Internet access in facilities open to the public service activities	-	-	-	-	-	-	2,094
J61909	Other telecommunications service activities, n.e.c.	-	-	-	-	-	-	-
J62010	Computer programming activities	-	-	-	-	-	3,136	6,763
J62020	Computer consultancy and computer facilities management activities	-	-	-	-	-	-	-
J62090	Other information technology and computer service activities	-	-	-	-	-	-	1,696
J63111	Data processing	-	-	-	-	-	-	283
J63112	Website hosting services	S	S	S	S	S	S	S
J63113	Application hosting services	-	-	-	-	-	380	79
J63910	News agency activities	S	S	S	S	S	S	S
J63990	Other information service activities, n.e.c.	S	S	S	S	S	S	S

TABLE 4b.1 Number of Establishments and Revenue from Main Activity by Type of Transaction for Information and Communication  
Establishments with Total Employment of Less Than 20 by Industry Sub-Class: Philippines, 2010

(Value in thousand pesos. Details may not add up to total due to rounding and/or statistical disclosure control)

2009 PSIC Code	Industry Description	Number of Establishments	Revenue from Main Activity		
			Total	Transactions Within the Country	Transactions Outside the Country
		(1)	(2)	(3)	(4)
<b>Philippines</b>		<b>1,137</b>	<b>12,578,703</b>	<b>12,367,839</b>	<b>210,864</b>
J58110	Book publishing	43	419,445	419,195	250
J58130	Publishing of newspapers, journals and periodicals	39	239,833	239,252	581
J58190	Other publishing activities	S	S	S	S
J58200	Software publishing	14	199,055	199,055	-
J59110	Motion picture, video and television programme activities	14	185,390	185,390	-
J59120	Motion picture, video and television programme post-production activities	6	80,122	80,041	82
J59130	Motion picture, video and television programme distribution activities	4	980,803	980,803	-
J59140	Motion picture projection activities	52	791,553	791,553	-
J59201	Sound recording activities	10	87,346	87,335	11
J59202	Publishing of music	S	S	S	S
J60101	Radio broadcasting and relay station and studios	207	2,412,541	2,375,397	37,144
J60102	Radio program production	S	S	S	S
J60201	Television broadcasting and relay stations and studios including closed circuit television services	22	1,685,296	1,685,296	-
J60202	Television program production	8	123,058	123,058	-
J61101	Wired (landline) services	18	100,924	99,537	1,388
J61102	Wired internet access service activities (e.g. dsl, leased line, dial-up)	4	97,987	97,987	-
J61109	Other wired telecommunications activities				
J61201	Wireless landline services	S	S	S	S
J61203	Wireless internet access services (e.g. internet service provider, broadband)	6	54,942	54,942	-
J61209	Other wireless telecommunication services, n.e.c.	3	42,057	42,057	-
J61300	Satellite telecommunications activities	145	912,816	912,816	-
J61902	Internet access in facilities open to the public service activities	254	325,662	325,315	348
J61909	Other telecommunications service activities, n.e.c.	15	699,445	699,445	-
J62010	Computer programming activities	190	2,519,261	2,351,772	167,489
J62020	Computer consultancy and computer facilities management activities	4	13,286	10,245	3,041
J62090	Other information technology and computer service activities	39	305,015	305,015	-
J63111	Data processing	13	105,438	105,438	-
J63112	Website hosting services	S	S	S	S
J63113	Application hosting services	18	125,468	124,936	532
J63910	News agency activities	S	S	S	S
J63990	Other information service activities, n.e.c.	S	S	S	S

TABLE 4b.2 Number of Establishments and Value of Non-Industrial Services Done for Others by Type for Information and Communication  
Establishments with Total Employment of Less Than 20 by Industry Sub-Class: Philippines, 2010

(Value in thousand pesos. Details may not add up to total due to rounding and/or statistical disclosure control)

2009 PSIC Code	Industry Description	Number of Establishments	Non-Industrial Services Done for Others				
			Total	Rent Income from Land	Rental Income from Building and Structures	Other Rental Income	Other Non- Industrial Services
		(1)	(2)	(3)	(4)	(5)	(6)
<b>Philippines</b>		<b>1,137</b>	<b>279,950</b>	<b>10</b>	<b>199,472</b>	<b>17,865</b>	<b>62,603</b>
J58110	Book publishing	43	43	-	-	-	43
J58130	Publishing of newspapers, journals and periodicals	39	-	-	-	-	-
J58190	Other publishing activities	s	s	s	s	s	s
J58200	Software publishing	14	9,275	-	-	-	9,275
J59110	Motion picture, video and television programme activities	14	600	-	-	600	-
J59120	Motion picture, video and television programme post-production activities	6	-	-	-	-	-
J59130	Motion picture, video and television programme distribution activities	4	-	-	-	-	-
J59140	Motion picture projection activities	52	26,361	-	5,324	11,546	9,490
J59201	Sound recording activities	10	-	-	-	-	-
J59202	Publishing of music	s	s	s	s	s	s
J60101	Radio broadcasting and relay station and studios	207	37,657	-	29,945	117	7,595
J60102	Radio program production	s	s	s	s	s	s
J60201	Television broadcasting and relay stations and studios including closed circuit television services	22	149,157	-	149,157	-	-
J60202	Television program production	8	-	-	-	-	-
J61101	Wired (landline) services	18	840	-	33	-	807
J61102	Wired internet access service activities (e.g. dsl, leased line, dial-up)	4	-	-	-	-	-
J61109	Other wired telecommunications activities						
J61201	Wireless landline services	s	s	s	s	s	s
J61203	Wireless internet access services (e.g. internet service provider, broadband)	6	-	-	-	-	-
J61209	Other wireless telecommunication services, n.e.c.	3	-	-	-	-	-
J61300	Satellite telecommunications activities	145	2,936	10	16	321	2,589
J61902	Internet access in facilities open to the public service activities	254	10,324	-	542	4,869	4,913
J61909	Other telecommunications service activities, n.e.c.	15	9,201	-	8,790	411	-
J62010	Computer programming activities	190	27,858	-	102	-	27,756
J62020	Computer consultancy and computer facilities management activities	4	5	-	-	-	5
J62090	Other information technology and computer service activities	39	5,287	-	5,287	-	-
J63111	Data processing	13	288	-	158	-	130
J63112	Website hosting services	s	s	s	s	s	s
J63113	Application hosting services	18	-	-	-	-	-
J63910	News agency activities	s	s	s	s	s	s
J63990	Other information service activities, n.e.c.	s	s	s	s	s	s

TABLE 5b Number of Establishments and Cost by Type for Information and Communication Establishments  
with Total Employment of Less Than 20 by Industry Sub-Class: Philippines, 2010

(Value in thousand pesos. Details may not add up to total due to rounding and/or statistical disclosure control)

2009 PSIC Code	Industry Description	Number of Establishments	Cost			
			Total	Fuels, Lubricants, Oils and Greases Purchased	Materials and Supplies Purchased	Cost of Non- Industrial Services Done by Others
		(1)	(2)	(3)	(4)	(5)
	<b>Philippines</b>	<b>1,137</b>	<b>8,337,285</b>	<b>79,045</b>	<b>1,729,439</b>	<b>3,418,226</b>
J58110	Book publishing	43	289,235	10,424	156,360	76,814
J58130	Publishing of newspapers, journals and periodicals	39	219,482	3,363	106,607	74,929
J58190	Other publishing activities	s	s	s	s	s
J58200	Software publishing	14	101,953	188	40,849	50,164
J59110	Motion picture, video and television programme activities	14	191,739	2,666	88,707	61,181
J59120	Motion picture, video and television programme post-production activities	6	30,125	315	14,186	5,520
J59130	Motion picture, video and television programme distribution activities	4	804,851	2,133	2,074	145,055
J59140	Motion picture projection activities	52	681,554	1,841	54,617	278,322
J59201	Sound recording activities	10	74,201	1,820	11,823	29,208
J59202	Publishing of music	s	s	s	s	s
J60101	Radio broadcasting and relay station and studios	207	1,445,365	12,570	172,532	669,078
J60102	Radio program production	s	s	s	s	s
J60201	Television broadcasting and relay stations and studios including closed circuit television services	22	1,047,403	1,032	44,168	531,160
J60202	Television program production	8	91,988	1,378	20,033	21,030
J61101	Wired (landline) services	18	74,732	2,722	17,239	23,915
J61102	Wired internet access service activities (e.g. dsl, leased line, dial-up)	4	84,858	882	71,886	6,230
J61109	Other wired telecommunications activities					
J61201	Wireless landline services	s	s	s	s	s
J61203	Wireless internet access services (e.g. internet service provider, broadband)	6	16,788	-	1,563	8,849
J61209	Other wireless telecommunication services, n.e.c.	3	40,800	446	5,873	19,492
J61300	Satellite telecommunications activities	145	584,793	16,895	116,005	199,041
J61902	Internet access in facilities open to the public service activities	254	224,681	2,347	35,094	102,482
J61909	Other telecommunications service activities, n.e.c.	15	255,492	861	124,345	97,810
J62010	Computer programming activities	190	1,754,015	10,120	545,313	877,935
J62020	Computer consultancy and computer facilities management activities	4	7,503	149	2,470	2,634
J62090	Other information technology and computer service activities	39	159,025	3,219	72,811	60,195
J63111	Data processing	13	43,952	1,304	3,049	24,569
J63112	Website hosting services	s	s	s	s	s
J63113	Application hosting services	18	68,974	361	10,337	33,626
J63910	News agency activities	s	s	s	s	s
J63990	Other information service activities, n.e.c.	s	s	s	s	s



TABLE 5b Number of Establishments and Cost by Type for Information and Communication Establishments  
with Total Employment of Less Than 20 by Industry Sub-Class: Philippines, 2010 *(Continued)*

(Value in thousand pesos. Details may not add up to total due to rounding and/or statistical disclosure control)

2009 PSIC Code	Industry Description	Cost				
		Industrial Services Done by Others	Electricity and Water Purchased	Taxes on product and production	Interest Expense	Research and Experimental Development
		(6)	(7)	(8)	(9)	(10)
	<b>Philippines</b>	<b>533,830</b>	<b>750,384</b>	<b>267,012</b>	<b>134,294</b>	<b>5,608</b>
J58110	Book publishing	9,954	7,971	3,858	3,325	-
J58130	Publishing of newspapers, journals and periodicals	9,019	4,442	3,304	3,292	2,299
J58190	Other publishing activities	s	s	s	s	s
J58200	Software publishing	278	3,496	1,628	-	-
J59110	Motion picture, video and television programme activities	4,986	4,450	3,578	7,821	-
J59120	Motion picture, video and television programme post-production activities	6,634	2,344	604	55	-
J59130	Motion picture, video and television programme distribution activities	501	4,013	8,488	-	-
J59140	Motion picture projection activities	31,766	148,397	87,405	1,060	-
J59201	Sound recording activities	13,542	2,179	1,441	1,023	-
J59202	Publishing of music	s	s	s	s	s
J60101	Radio broadcasting and relay station and studios	100,994	200,098	48,916	42,471	2,468
J60102	Radio program production	s	s	s	s	s
J60201	Television broadcasting and relay stations and studios including closed circuit television services	40,963	192,445	25,687	47,318	178
J60202	Television program production	38,466	1,840	823	694	-
J61101	Wired (landline) services	1,913	6,871	2,591	2,373	-
J61102	Wired internet access service activities (e.g. dsl, leased line, dial-up)	203	1,876	279	-	-
J61109	Other wired telecommunications activities					
J61201	Wireless landline services	s	s	s	s	s
J61203	Wireless internet access services (e.g. internet service provider, broadband)	3	4,841	504	-	-
J61209	Other wireless telecommunication services, n.e.c.	1,098	1,134	313	-	-
J61300	Satellite telecommunications activities	70,198	43,341	19,178	8,274	-
J61902	Internet access in facilities open to the public service activities	4,949	52,233	8,527	2,054	-
J61909	Other telecommunications service activities, n.e.c.	6,441	2,370	8,052	65	-
J62010	Computer programming activities	173,703	47,894	27,816	11,004	662
J62020	Computer consultancy and computer facilities management activities	100	785	317	305	-
J62090	Other information technology and computer service activities	1,374	6,457	3,133	1,227	-
J63111	Data processing	3,996	2,374	4,464	517	-
J63112	Website hosting services	s	s	s	s	s
J63113	Application hosting services	10,210	4,467	5,000	148	-
J63910	News agency activities	s	s	s	s	s
J63990	Other information service activities, n.e.c.	s	s	s	s	s

TABLE 5b Number of Establishments and Cost by Type for Information and Communication Establishments  
with Total Employment of Less Than 20 by Industry Sub-Class: Philippines, 2010 *(Continued)*

(Value in thousand pesos. Details may not add up to total due to rounding and/or statistical disclosure control)

2009 PSIC Code	Industry Description	Cost			
		Goods Purchased for Resale	Bad and Doubtful Debts	Depreciation of Fixed Assets	Foreign Exchange Losses
		(11)	(12)	(13)	(14)
	<b>Philippines</b>	<b>6,111</b>	<b>98,030</b>	<b>458,252</b>	<b>14,711</b>
J58110	Book publishing	-	980	10,271	-
J58130	Publishing of newspapers, journals and periodicals	-	6,365	4,399	-
J58190	Other publishing activities	s	s	s	s
J58200	Software publishing	-	2,805	1,761	179
J59110	Motion picture, video and television programme activities	-	5,547	4,840	29
J59120	Motion picture, video and television programme post-production activities	-	-	310	157
J59130	Motion picture, video and television programme distribution activities	-	15,200	3,191	5
J59140	Motion picture projection activities	528	2,755	59,999	-
J59201	Sound recording activities	-	-	6,068	-
J59202	Publishing of music	s	s	s	s
J60101	Radio broadcasting and relay station and studios	-	26,217	120,087	27
J60102	Radio program production	s	s	s	s
J60201	Television broadcasting and relay stations and studios including closed circuit television services	-	21,682	78,016	-
J60202	Television program production	-	-	3,262	-
J61101	Wired (landline) services	-	2,634	13,173	672
J61102	Wired internet access service activities (e.g. dsl, leased line, dial-up)	-	-	1,004	304
J61109	Other wired telecommunications activities	-	-	-	-
J61201	Wireless landline services	s	s	s	s
J61203	Wireless internet access services (e.g. internet service provider, broadband)	-	-	1,028	-
J61209	Other wireless telecommunication services, n.e.c.	-	-	8,605	-
J61300	Satellite telecommunications activities	-	10,192	69,764	1,602
J61902	Internet access in facilities open to the public service activities	-	184	15,926	197
J61909	Other telecommunications service activities, n.e.c.	-	-	9,592	577
J62010	Computer programming activities	-	2,968	34,951	9,462
J62020	Computer consultancy and computer facilities management activities	-	-	611	-
J62090	Other information technology and computer service activities	5,582	444	3,686	2
J63111	Data processing	-	56	1,783	1,410
J63112	Website hosting services	s	s	s	s
J63113	Application hosting services	-	-	3,744	9
J63910	News agency activities	s	s	s	s
J63990	Other information service activities, n.e.c.	s	s	s	s

TABLE 5b Number of Establishments and Cost by Type for Information and Communication Establishments  
with Total Employment of Less Than 20 by Industry Sub-Class: Philippines, 2010 *(Concluded)*

(Value in thousand pesos. Details may not add up to total due to rounding and/or statistical disclosure control)

2009 PSIC Code	Industry Description	Cost			
		Environmental Protection Expense	Royalty Fee	Franchise Fee	Other Cost
		(15)	(16)	(17)	(18)
Philippines		102	605,098	23,861	213,281
J58110	Book publishing	-	8,456	-	823
J58130	Publishing of newspapers, journals and periodicals	-	574	-	888
J58190	Other publishing activities	s	s	s	s
J58200	Software publishing	-	-	-	605
J59110	Motion picture, video and television programme activities	-	1,000	-	6,934
J59120	Motion picture, video and television programme post-production activities	-	-	-	-
J59130	Motion picture, video and television programme distribution activities	-	583,593	-	40,597
J59140	Motion picture projection activities	43	176	1,292	13,353
J59201	Sound recording activities	-	4,910	-	2,188
J59202	Publishing of music	s	s	s	s
J60101	Radio broadcasting and relay station and studios	46	117	1,474	48,269
J60102	Radio program production	s	s	s	s
J60201	Television broadcasting and relay stations and studios including closed circuit television services	-	-	-	64,753
J60202	Television program production	-	-	3,834	627
J61101	Wired (landline) services	-	-	100	529
J61102	Wired internet access service activities (e.g. dsl, leased line, dial-up)	}	-	-	2,195
J61109	Other wired telecommunications activities				
J61201	Wireless landline services	s	s	s	s
J61203	Wireless internet access services (e.g. internet service provider, broadband)	-	-	-	-
J61209	Other wireless telecommunication services, n.e.c.	-	3,837	-	-
J61300	Satellite telecommunications activities	-	2,095	16,942	11,266
J61902	Internet access in facilities open to the public service activities	1	340	58	289
J61909	Other telecommunications service activities, n.e.c.	12	-	-	5,368
J62010	Computer programming activities	-	-	161	12,025
J62020	Computer consultancy and computer facilities management activities	-	-	-	131
J62090	Other information technology and computer service activities	-	-	-	894
J63111	Data processing	-	-	-	430
J63112	Website hosting services	s	s	s	s
J63113	Application hosting services	-	-	-	1,073
J63910	News agency activities	s	s	s	s
J63990	Other information service activities, n.e.c.	s	s	s	s

TABLE 5b.1 Number of Establishments and Cost of Industrial Services Done by Others by Type for Information and Communication  
Establishments with Total Employment of Less Than 20 by Industry Sub-Class: Philippines, 2010

(Value in thousand pesos. Details may not add up to total due to rounding and/or statistical disclosure control)

2009 PSIC Code	Industry Description	Number of Establishments	Industrial Services Done by Others		
			Total	Contract and Commission Work	Other Industrial Services
		(1)	(2)	(3)	(4)
Philippines		1,137	533,830	438,524	95,306
J58110	Book publishing	43	9,954	6,857	3,097
J58130	Publishing of newspapers, journals and periodicals	39	9,019	8,234	785
J58190	Other publishing activities	s	s	s	s
J58200	Software publishing	14	278	-	278
J59110	Motion picture, video and television programme activities	14	4,986	3,966	1,020
J59120	Motion picture, video and television programme post-production activities	6	6,634	4,704	1,930
J59130	Motion picture, video and television programme distribution activities	4	501	-	501
J59140	Motion picture projection activities	52	31,766	24,589	7,176
J59201	Sound recording activities	10	13,542	12,582	960
J59202	Publishing of music	s	s	s	s
J60101	Radio broadcasting and relay station and studios	207	100,994	82,534	18,460
J60102	Radio program production	s	s	s	s
J60201	Television broadcasting and relay stations and studios including closed circuit television services	22	40,963	40,669	293
J60202	Television program production	8	38,466	38,253	213
J61101	Wired (landline) services	18	1,913	168	1,745
J61102	Wired internet access service activities (e.g. dsl, leased line, dial-up)	4	203	112	91
J61109	Other wired telecommunications activities				
J61201	Wireless landline services	s	s	s	s
J61203	Wireless internet access services (e.g. internet service provider, broadband)	6	3	-	3
J61209	Other wireless telecommunication services, n.e.c.	3	1,098	24	1,074
J61300	Satellite telecommunications activities	145	70,198	47,371	22,827
J61902	Internet access in facilities open to the public service activities	254	4,949	260	4,689
J61909	Other telecommunications service activities, n.e.c.	15	6,441	5,995	445
J62010	Computer programming activities	190	173,703	154,805	18,898
J62020	Computer consultancy and computer facilities management activities	4	100	71	29
J62090	Other information technology and computer service activities	39	1,374	10	1,364
J63111	Data processing	13	3,996	3,837	159
J63112	Website hosting services	s	s	s	s
J63113	Application hosting services	18	10,210	1,519	8,691
J63910	News agency activities	s	s	s	s
J63990	Other information service activities, n.e.c.	s	s	s	s

TABLE 5b.2 Number of Establishments and Cost of Non-Industrial Services Done by Others by Type for Information and Communication  
Establishments with Total Employment of Less Than 20 by Industry Sub-Class: Philippines, 2010

(Value in thousand pesos. Details may not add up to total due to rounding and/or statistical disclosure control)

2009 PSIC Code	Industry Description	Number of Establishment s	Non-Industrial Services Done by Others				
			Total	Rent Expense for Land	Rental Expense for Building and Structures	Other Rental Expenses	Other Non- Industrial Services
		(1)	(2)	(3)	(4)	(5)	(6)
<b>Philippines</b>		<b>1,137</b>	<b>3,418,226</b>	<b>25,370</b>	<b>387,266</b>	<b>70,317</b>	<b>2,935,274</b>
J58110	Book publishing	43	76,814	133	12,810	-	63,871
J58130	Publishing of newspapers, journals and periodicals	39	74,929	163	7,570	-	67,196
J58190	Other publishing activities	s	s	s	s	s	s
J58200	Software publishing	14	50,164	-	4,223	-	45,941
J59110	Motion picture, video and television programme activities	14	61,181	-	26,210	1,352	33,619
J59120	Motion picture, video and television programme post-production activities	6	5,520	-	2,129	-	3,391
J59130	Motion picture, video and television programme distribution activities	4	145,055	-	8,824	305	135,926
J59140	Motion picture projection activities	52	278,322	1,172	53,990	27,120	196,040
J59201	Sound recording activities	10	29,208	-	2,518	-	26,691
J59202	Publishing of music	s	s	s	s	s	s
J60101	Radio broadcasting and relay station and studios	207	669,078	8,894	34,787	25,448	599,949
J60102	Radio program production	s	s	s	s	s	s
J60201	Television broadcasting and relay stations and studios including closed circuit television services	22	531,160	-	2,900	213	528,048
J60202	Television program production	8	21,030	5,173	5,015	50	10,791
J61101	Wired (landline) services	18	23,915	1,598	3,024	393	18,900
J61102	Wired internet access service activities (e.g. dsl, leased line, dial-up)	4	6,230	-	2,511	-	3,719
J61109	Other wired telecommunications activities						
J61201	Wireless landline services	s	s	s	s	s	s
J61203	Wireless internet access services (e.g. internet service provider, broadband)	6	8,849	-	7,731	313	805
J61209	Other wireless telecommunication services, n.e.c.	3	19,492	-	10,004	-	9,489
J61300	Satellite telecommunications activities	145	199,041	965	20,985	9,795	167,297
J61902	Internet access in facilities open to the public service activities	254	102,482	124	58,763	255	43,340
J61909	Other telecommunications service activities, n.e.c.	15	97,810	-	5,395	418	91,996
J62010	Computer programming activities	190	877,935	954	87,093	1,241	788,647
J62020	Computer consultancy and computer facilities management activities	4	2,634	-	2,037	-	598
J62090	Other information technology and computer service activities	39	60,195	887	8,437	-	50,871
J63111	Data processing	13	24,569	-	4,841	70	19,658
J63112	Website hosting services	s	s	s	s	s	s
J63113	Application hosting services	18	33,626	-	10,822	3,343	19,460
J63910	News agency activities	s	s	s	s	s	s
J63990	Other information service activities, n.e.c.	s	s	s	s	s	s

TABLE 6b Number of Establishments and Capital Expenditures by Type of Tangible Fixed Assets for Information and Communication  
Establishments with Total Employment of Less Than 20 by Industry Sub-Class: Philippines, 2010

(Value in thousand pesos. Details may not add up to total due to rounding and/or statistical disclosure control)

2009 PSIC Code	Industry Description	Number of Establishments	Capital Expenditures for Tangible Fixed Assets			
			Total	Land	Buildings, Other Structures and Land Improvements	Transport Equipment
		(1)	(2)	(3)	(4)	(5)
<b>Philippines</b>		<b>1,137</b>	<b>798,884</b>	<b>28,489</b>	<b>79,274</b>	<b>44,547</b>
J58110	Book publishing	43	2,997	-	464	1,326
J58130	Publishing of newspapers, journals and periodicals	39	3,167	-	-	1,785
J58190	Other publishing activities	s	s	s	s	s
J58200	Software publishing	14	724	-	-	-
J59110	Motion picture, video and television programme activities	14	6,862	-	327	56
J59120	Motion picture, video and television programme post-production activities	6	-	-	-	-
J59130	Motion picture, video and television programme distribution activities	4	6,943	-	-	-
J59140	Motion picture projection activities	52	3,166	-	-	2,922
J59201	Sound recording activities	10	5,479	-	330	3,909
J59202	Publishing of music	s	s	s	s	s
J60101	Radio broadcasting and relay station and studios	207	302,445	8,340	33,756	2,708
J60102	Radio program production	s	s	s	s	s
J60201	Television broadcasting and relay stations and studios including closed circuit television services	22	162,750	563	32,140	-
J60202	Television program production	8	-	-	-	-
J61101	Wired (landline) services	18	1,271	-	45	104
J61102	Wired internet access service activities (e.g. dsl, leased line, dial-up)	4	468	-	-	-
J61109	Other wired telecommunications activities					
J61201	Wireless landline services	s	s	s	s	s
J61203	Wireless internet access services (e.g. internet service provider, broadband)	6	4,995	-	-	-
J61209	Other wireless telecommunication services, n.e.c.	3	37,804	-	-	967
J61300	Satellite telecommunications activities	145	171,112	957	7,043	10,514
J61902	Internet access in facilities open to the public service activities	254	6,728	-	270	80
J61909	Other telecommunications service activities, n.e.c.	15	1,536	-	397	936
J62010	Computer programming activities	190	68,085	18,629	3,293	16,551
J62020	Computer consultancy and computer facilities management activities	4	-	-	-	-
J62090	Other information technology and computer service activities	39	397	-	-	48
J63111	Data processing	13	3,252	-	85	2,640
J63112	Website hosting services	s	s	s	s	s
J63113	Application hosting services	18	6,792	-	793	-
J63910	News agency activities	s	s	s	s	s
J63990	Other information service activities, n.e.c.	s	s	s	s	s

TABLE 6b Number of Establishments and Capital Expenditures by Type of Tangible Fixed Assets for Information and Communication  
Establishments with Total Employment of Less Than 20 by Industry Sub-Class: Philippines, 2010 *(Concluded)*

(Value in thousand pesos. Details may not add up to total due to rounding and/or statistical disclosure control)

2009 PSIC Code	Industry Description	Capital Expenditures for Tangible Fixed Assets			
		ICT Machinery and Equipment	Other Machinery and Equipment	Valuables	Other Tangible Fixed Assets
		(6)	(7)	(8)	(9)
	<b>Philippines</b>	<b>445,908</b>	<b>199,728</b>	<b>677</b>	<b>261</b>
J58110	Book publishing	289	241	677	-
J58130	Publishing of newspapers, journals and periodicals	412	971	-	-
J58190	Other publishing activities	s	s	s	s
J58200	Software publishing	624	100	-	-
J59110	Motion picture, video and television programme activities	5,977	502	-	-
J59120	Motion picture, video and television programme post-production activities	-	-	-	-
J59130	Motion picture, video and television programme distribution activities	-	6,943	-	-
J59140	Motion picture projection activities	18	226	-	-
J59201	Sound recording activities	922	318	-	-
J59202	Publishing of music	s	s	s	s
J60101	Radio broadcasting and relay station and studios	183,300	74,341	-	-
J60102	Radio program production	s	s	s	s
J60201	Television broadcasting and relay stations and studios including closed circuit television services	57,053	72,994	-	-
J60202	Television program production	-	-	-	-
J61101	Wired (landline) services	726	396	-	-
J61102	Wired internet access service activities (e.g. dsl, leased line, dial-up)	468	-	-	-
J61109	Other wired telecommunications activities				
J61201	Wireless landline services	s	s	s	s
J61203	Wireless internet access services (e.g. internet service provider, broadband)	4,995	-	-	-
J61209	Other wireless telecommunication services, n.e.c.	36,576	-	-	261
J61300	Satellite telecommunications activities	117,648	34,949	-	-
J61902	Internet access in facilities open to the public service activities	6,113	265	-	-
J61909	Other telecommunications service activities, n.e.c.	177	25	-	-
J62010	Computer programming activities	23,170	6,442	-	-
J62020	Computer consultancy and computer facilities management activities	-	-	-	-
J62090	Other information technology and computer service activities	341	8	-	-
J63111	Data processing	471	56	-	-
J63112	Website hosting services	s	s	s	s
J63113	Application hosting services	5,341	658	-	-
J63910	News agency activities	s	s	s	s
J63990	Other information service activities, n.e.c.	s	s	s	s

TABLE 6b.1 Number of Establishments and Capital Expenditures for Directly Imported Tangible Fixed Assets for Information and Communication Establishments with Total Employment of Less Than 20 by Industry Sub-Class: Philippines, 2010

(Value in thousand pesos. Details may not add up to total due to rounding and/or statistical disclosure control)

2009 PSIC Code	Industry Description	Number of Establishment s	Directly Imported Tangible Fixed Assets					
			Total	Transport Equipment	ICT Machinery and Equipment	Other Machinery and Equipment	Valuables	Other Tangible Fixed Assets
		(1)	(2)	(3)	(4)	(5)	(6)	(7)
	<b>Philippines</b>	<b>1,137</b>	-	-	-	-	-	-
J58110	Book publishing	43	-	-	-	-	-	-
J58130	Publishing of newspapers, journals and periodicals	39	-	-	-	-	-	-
J58190	Other publishing activities	s	s	s	s	s	s	s
J58200	Software publishing	14	-	-	-	-	-	-
J59110	Motion picture, video and television programme activities	14	-	-	-	-	-	-
J59120	Motion picture, video and television programme post-production activities	6	-	-	-	-	-	-
J59130	Motion picture, video and television programme distribution activities		4	-	-	-	-	-
J59140	Motion picture projection activities	52	-	-	-	-	-	-
J59201	Sound recording activities	10	-	-	-	-	-	-
J59202	Publishing of music	s	s	s	s	s	s	s
J60101	Radio broadcasting and relay station and studios	207	-	-	-	-	-	-
J60102	Radio program production	s	s	s	s	s	s	s
J60201	Television broadcasting and relay stations and studios including closed circuit television services	22	-	-	-	-	-	-
J60202	Television program production	8	-	-	-	-	-	-
J61101	Wired (landline) services	18	-	-	-	-	-	-
J61102	Wired internet access service activities (e.g. dsl, leased line, dial-up)	} 4	-	-	-	-	-	-
J61109	Other wired telecommunications activities	}						
J61201	Wireless landline services	s	s	s	s	s	s	s
J61203	Wireless internet access services (e.g. internet service provider, broadband)	6	-	-	-	-	-	-
J61209	Other wireless telecommunication services, n.e.c.	3	-	-	-	-	-	-
J61300	Satellite telecommunications activities	145	-	-	-	-	-	-
J61902	Internet access in facilities open to the public service activities	254	-	-	-	-	-	-
J61909	Other telecommunications service activities, n.e.c.	15	-	-	-	-	-	-
J62010	Computer programming activities	190	-	-	-	-	-	-
J62020	Computer consultancy and computer facilities management activities	4	-	-	-	-	-	-
J62090	Other information technology and computer service activities	39	-	-	-	-	-	-
J63111	Data processing	13	-	-	-	-	-	-
J63112	Website hosting services	s	s	s	s	s	s	s
J63113	Application hosting services	18	-	-	-	-	-	-
J63910	News agency activities	s	s	s	s	s	s	s
J63990	Other information service activities, n.e.c.	s	s	s	s	s	s	s



TABLE 6b.2 Number of Establishments and Capital Expenditures for Tangible Fixed Assets by Mode of Acquisition for Information and Communication  
Establishments with Total Employment of Less Than 20 by Industry Sub-Class: Philippines, 2010

(Value in thousand pesos. Details may not add up to total due to rounding and/or statistical disclosure control)

2009 PSIC Code	Industry Description	Number of Establishment s	Capital Expenditures for Tangible Fixed Assets by Mode of Acquisition				
			Total	New Fixed Assets	Major Alterations and Improvements	Land and Used	Produced on Own Account
		(1)	(2)	(3)	(4)	(5)	(6)
<b>Philippines</b>		<b>1,137</b>	<b>798,884</b>	<b>692,416</b>	<b>77,303</b>	<b>28,945</b>	<b>220</b>
J58110	Book publishing	43	2,997	2,533	464	-	-
J58130	Publishing of newspapers, journals and periodicals	39	3,167	3,043	-	-	125
J58190	Other publishing activities	s	s	s	s	s	s
J58200	Software publishing	14	724	724	-	-	-
J59110	Motion picture, video and television programme activities	14	6,862	6,535	327	-	-
J59120	Motion picture, video and television programme post-production activities	6	-	-	-	-	-
J59130	Motion picture, video and television programme distribution activities	4	6,943	6,943	-	-	-
J59140	Motion picture projection activities	52	3,166	3,166	-	-	-
J59201	Sound recording activities	10	5,479	5,149	330	-	-
J59202	Publishing of music	s	s	s	s	s	s
J60101	Radio broadcasting and relay station and studios	207	302,445	260,327	33,726	8,340	52
J60102	Radio program production	s	s	s	s	s	s
J60201	Television broadcasting and relay stations and studios including closed circuit television services	22	162,750	130,047	32,140	563	-
J60202	Television program production	8	-	-	-	-	-
J61101	Wired (landline) services	18	1,271	1,226	45	-	-
J61102	Wired internet access service activities (e.g. dsl, leased line, dial-up)	4	468	468	-	-	-
J61109	Other wired telecommunications activities						
J61201	Wireless landline services	s	s	s	s	s	s
J61203	Wireless internet access services (e.g. internet service provider, broadband)	6	4,995	4,995	-	-	-
J61209	Other wireless telecommunication services, n.e.c.	3	37,804	37,804	-	-	-
J61300	Satellite telecommunications activities	145	171,112	163,500	6,199	1,413	-
J61902	Internet access in facilities open to the public service activities	254	6,728	6,520	165	-	43
J61909	Other telecommunications service activities, n.e.c.	15	1,536	1,536	-	-	-
J62010	Computer programming activities	190	68,085	46,402	3,054	18,629	-
J62020	Computer consultancy and computer facilities management activities	4	-	-	-	-	-
J62090	Other information technology and computer service activities	39	397	397	-	-	-
J63111	Data processing	13	3,252	3,167	85	-	-
J63112	Website hosting services	s	s	s	s	s	s
J63113	Application hosting services	18	6,792	6,792	-	-	-
J63910	News agency activities	s	s	s	s	s	s
J63990	Other information service activities, n.e.c.	s	s	s	s	s	s

TABLE 6b.3 Number of Establishments and Capital Expenditures for Intangible Assets by Type for Information and Communication  
Establishments with Total Employment of Less Than 20 by Industry Sub-Class: Philippines, 2010

(Value in thousand pesos. Details may not add up to total due to rounding and/or statistical disclosure control)

2009 PSIC Code	Industry Description	Number of Establishments	Capital Expenditures for Intangible Assets				
			Total	Intangible Non- Produced Assets	Computer Software and Databases	Entertainment, Literary and Artistic Originals	Other Intangible Assets
		(1)	(2)	(3)	(4)	(5)	(6)
	<b>Philippines</b>	<b>1,137</b>	<b>20,212</b>	<b>12,206</b>	<b>7,753</b>	<b>253</b>	<b>-</b>
J58110	Book publishing	43	184	-	-	184	-
J58130	Publishing of newspapers, journals and periodicals	39	200	-	200	-	-
J58190	Other publishing activities	s	s	s	s	s	s
J58200	Software publishing	14	800	300	500	-	-
J59110	Motion picture, video and television programme activities	14	-	-	-	-	-
J59120	Motion picture, video and television programme post-production activities	6	-	-	-	-	-
J59130	Motion picture, video and television programme distribution activities	4	-	-	-	-	-
J59140	Motion picture projection activities	52	-	-	-	-	-
J59201	Sound recording activities	10	-	-	-	-	-
J59202	Publishing of music	s	s	s	s	s	s
J60101	Radio broadcasting and relay station and studios	207	2,179	2,010	104	65	-
J60102	Radio program production	s	s	s	s	s	s
J60201	Television broadcasting and relay stations and studios including closed circuit television services	22	-	-	-	-	-
J60202	Television program production	8	-	-	-	-	-
J61101	Wired (landline) services	18	-	-	-	-	-
J61102	Wired internet access service activities (e.g. dsl, leased line, dial-up)	4	-	-	-	-	-
J61109	Other wired telecommunications activities						
J61201	Wireless landline services	s	s	s	s	s	s
J61203	Wireless internet access services (e.g. internet service provider, broadband)	6	-	-	-	-	-
J61209	Other wireless telecommunication services, n.e.c.	3	36	-	36	-	-
J61300	Satellite telecommunications activities	145	459	-	456	4	-
J61902	Internet access in facilities open to the public service activities	254	1,250	125	1,125	-	-
J61909	Other telecommunications service activities, n.e.c.	15	-	-	-	-	-
J62010	Computer programming activities	190	15,093	9,771	5,322	-	-
J62020	Computer consultancy and computer facilities management activities	4	-	-	-	-	-
J62090	Other information technology and computer service activities	39	10	-	10	-	-
J63111	Data processing	13	-	-	-	-	-
J63112	Website hosting services	s	s	s	s	s	s
J63113	Application hosting services	18	-	-	-	-	-
J63910	News agency activities	s	s	s	s	s	s
J63990	Other information service activities, n.e.c.	s	s	s	s	s	s

TABLE 7b Number of Establishments and Gross Additions to Tangible Fixed Assets for Information and Communication  
Establishments with Total Employment of Less Than 20 by Industry Sub-Class: Philippines, 2010

(Value in thousand pesos. Details may not add up to total due to rounding and/or statistical disclosure control)

2009 PSIC Code	Industry Description	Number of Establishments	Gross Additions	Capital Expenditures	Sale of Tangible Fixed Assets
		(1)	(2)	(3)	(4)
	<b>Philippines</b>	<b>1,137</b>	<b>737,935</b>	<b>798,884</b>	<b>60,949</b>
J58110	Book publishing	43	2,997	2,997	-
J58130	Publishing of newspapers, journals and periodicals	39	2,791	3,167	376
J58190	Other publishing activities	s	s	s	s
J58200	Software publishing	14	724	724	-
J59110	Motion picture, video and television programme activities	14	4,436	6,862	2,426
J59120	Motion picture, video and television programme post-production activities	6	-	-	-
J59130	Motion picture, video and television programme distribution activities	4	6,943	6,943	-
J59140	Motion picture projection activities	52	2,448	3,166	718
J59201	Sound recording activities	10	5,479	5,479	-
J59202	Publishing of music	s	s	s	s
J60101	Radio broadcasting and relay station and studios	207	254,684	302,445	47,761
J60102	Radio program production	s	s	s	s
J60201	Television broadcasting and relay stations and studios including closed circuit television services	22	162,750	162,750	-
J60202	Television program production	8	-	-	-
J61101	Wired (landline) services	18	1,271	1,271	-
J61102	Wired internet access service activities (e.g. dsl, leased line, dial-up)	4	468	468	-
J61109	Other wired telecommunications activities				
J61201	Wireless landline services	s	s	s	s
J61203	Wireless internet access services (e.g. internet service provider, broadband)	6	4,995	4,995	-
J61209	Other wireless telecommunication services, n.e.c.	3	37,804	37,804	-
J61300	Satellite telecommunications activities	145	171,112	171,112	-
J61902	Internet access in facilities open to the public service activities	254	6,728	6,728	-
J61909	Other telecommunications service activities, n.e.c.	15	1,536	1,536	-
J62010	Computer programming activities	190	66,634	68,085	1,451
J62020	Computer consultancy and computer facilities management activities	4	-	-	-
J62090	Other information technology and computer service activities	39	397	397	-
J63111	Data processing	13	3,252	3,252	-
J63112	Website hosting services	s	s	s	s
J63113	Application hosting services	18	(1,425)	6,792	8,217
J63910	News agency activities	s	s	s	s
J63990	Other information service activities, n.e.c.	s	s	s	s

TABLE 7b.1 Number of Establishments and Sale of Tangible Fixed Assets by Type for Information and Communication  
Establishments with Total Employment of Less Than 20 by Industry Sub-Class: Philippines, 2010

(Value in thousand pesos. Details may not add up to total due to rounding and/or statistical disclosure control)

2009 PSIC Code	Industry Description	Number of Establishments	Sale of Tangible Fixed Assets			
			Total	Land	Buildings, Other Structures and Land Improvements	Transport Equipment
		(1)	(2)	(3)	(4)	(5)
	Philippines	1,137	60,949	1,735	37,915	3,898
J58110	Book publishing	43	-	-	-	-
J58130	Publishing of newspapers, journals and periodicals	39	376	-	110	-
J58190	Other publishing activities	s	s	s	s	s
J58200	Software publishing	14	-	-	-	-
J59110	Motion picture, video and television programme activities	14	2,426	-	1,958	-
J59120	Motion picture, video and television programme post-production activities	6	-	-	-	-
J59130	Motion picture, video and television programme distribution activities	4	-	-	-	-
J59140	Motion picture projection activities	52	718	-	-	696
J59201	Sound recording activities	10	-	-	-	-
J59202	Publishing of music	s	s	s	s	s
J60101	Radio broadcasting and relay station and studios	207	47,761	1,223	35,172	1,020
J60102	Radio program production	s	s	s	s	s
J60201	Television broadcasting and relay stations and studios including closed circuit television services	22	-	-	-	-
J60202	Television program production	8	-	-	-	-
J61101	Wired (landline) services	18	-	-	-	-
J61102	Wired internet access service activities (e.g. dsl, leased line, dial-up)	4	-	-	-	-
J61109	Other wired telecommunications activities					
J61201	Wireless landline services	s	s	s	s	s
J61203	Wireless internet access services (e.g. internet service provider, broadband)	6	-	-	-	-
J61209	Other wireless telecommunication services, n.e.c.	3	-	-	-	-
J61300	Satellite telecommunications activities	145	-	-	-	-
J61902	Internet access in facilities open to the public service activities	254	-	-	-	-
J61909	Other telecommunications service activities, n.e.c.	15	-	-	-	-
J62010	Computer programming activities	190	1,451	-	675	-
J62020	Computer consultancy and computer facilities management activities	4	-	-	-	-
J62090	Other information technology and computer service activities	39	-	-	-	-
J63111	Data processing	13	-	-	-	-
J63112	Website hosting services	s	s	s	s	s
J63113	Application hosting services	18	8,217	512	-	2,182
J63910	News agency activities	s	s	s	s	s
J63990	Other information service activities, n.e.c.	s	s	s	s	

TABLE 7b.1 Number of Establishments and Sale of Tangible Fixed Assets by Type for Information and Communication  
Establishments with Total Employment of Less Than 20 by Industry Sub-Class: Philippines, 2010 *(Concluded)*

(Value in thousand pesos. Details may not add up to total due to rounding and/or statistical disclosure control)

2009 PSIC Code	Industry Description	Sale of Tangible Fixed Assets			
		ICT Machinery and Equipment	Other Machinery and Equipment	Valuables	Other Tangible Fixed Assets
		(6)	(7)	(8)	(9)
<b>Philippines</b>		<b>935</b>	<b>16,466</b>	<b>-</b>	<b>-</b>
J58110	Book publishing	-	-	-	-
J58130	Publishing of newspapers, journals and periodicals	133	133	-	-
J58190	Other publishing activities	S	S	S	S
J58200	Software publishing	-	-	-	-
J59110	Motion picture, video and television programme activities	468	-	-	-
J59120	Motion picture, video and television programme post-production activities	-	-	-	-
J59130	Motion picture, video and television programme distribution activities	-	-	-	-
J59140	Motion picture projection activities	-	23	-	-
J59201	Sound recording activities	-	-	-	-
J59202	Publishing of music	S	S	S	S
J60101	Radio broadcasting and relay station and studios	298	10,047	-	-
J60102	Radio program production	S	S	S	S
J60201	Television broadcasting and relay stations and studios including closed circuit television services	-	-	-	-
J60202	Television program production	-	-	-	-
J61101	Wired (landline) services	-	-	-	-
J61102	Wired internet access service activities (e.g. dsl, leased line, dial-up)	-	-	-	-
J61109	Other wired telecommunications activities	-	-	-	-
J61201	Wireless landline services	S	S	S	S
J61203	Wireless internet access services (e.g. internet service provider, broadband)	-	-	-	-
J61209	Other wireless telecommunication services, n.e.c.	-	-	-	-
J61300	Satellite telecommunications activities	-	-	-	-
J61902	Internet access in facilities open to the public service activities	-	-	-	-
J61909	Other telecommunications service activities, n.e.c.	-	-	-	-
J62010	Computer programming activities	36	739	-	-
J62020	Computer consultancy and computer facilities management activities	-	-	-	-
J62090	Other information technology and computer service activities	-	-	-	-
J63111	Data processing	-	-	-	-
J63112	Website hosting services	S	S	S	S
J63113	Application hosting services	-	5,523	-	-
J63910	News agency activities	S	S	S	S
J63990	Other information service activities, n.e.c.	S	S	S	S

TABLE 7b.2 Number of Establishments and Losses and Damages to Tangible Fixed Assets by Type for Information and Communication  
Establishments with Total Employment of Less Than 20 by Industry Sub-Class: Philippines, 2010

(Value in thousand pesos. Details may not add up to total due to rounding and/or statistical disclosure control)

2009 PSIC Code	Industry Description	Number of Establishments	Losses and Damages			
			Total	Land	Buildings, Other Structures and Land Improvements	Transport Equipment
		(1)	(2)	(3)	(4)	(5)
Philippines		1,137	11,976	-	1,072	6,364
J58110	Book publishing	43	-	-	-	-
J58130	Publishing of newspapers, journals and periodicals	39	-	-	-	-
J58190	Other publishing activities	s	s	s	s	s
J58200	Software publishing	14	120	-	-	-
J59110	Motion picture, video and television programme activities	14	86	-	8	-
J59120	Motion picture, video and television programme post-production activities	6	-	-	-	-
J59130	Motion picture, video and television programme distribution activities	4	196	-	196	-
J59140	Motion picture projection activities	52	-	-	-	-
J59201	Sound recording activities	10	-	-	-	-
J59202	Publishing of music	s	s	s	s	s
J60101	Radio broadcasting and relay station and studios	207	50	-	-	-
J60102	Radio program production	s	s	s	s	s
J60201	Television broadcasting and relay stations and studios including closed circuit television services	22	-	-	-	-
J60202	Television program production	8	-	-	-	-
J61101	Wired (landline) services	18	-	-	-	-
J61102	Wired internet access service activities (e.g. dsl, leased line, dial-up)	4	-	-	-	-
J61109	Other wired telecommunications activities					
J61201	Wireless landline services	s	s	s	s	s
J61203	Wireless internet access services (e.g. internet service provider, broadband)	6	-	-	-	-
J61209	Other wireless telecommunication services, n.e.c.	3	-	-	-	-
J61300	Satellite telecommunications activities	145	630	-	-	385
J61902	Internet access in facilities open to the public service activities	254	795	-	-	-
J61909	Other telecommunications service activities, n.e.c.	15	-	-	-	-
J62010	Computer programming activities	190	10,080	-	869	5,980
J62020	Computer consultancy and computer facilities management activities	4	-	-	-	-
J62090	Other information technology and computer service activities	39	19	-	-	-
J63111	Data processing	13	-	-	-	-
J63112	Website hosting services	s	s	s	s	s
J63113	Application hosting services	18	-	-	-	-
J63910	News agency activities	s	s	s	s	s
J63990	Other information service activities, n.e.c.	s	s	s	s	

TABLE 7b.2 Number of Establishments and Losses and Damages to Tangible Fixed Assets by Type for Information and Communication  
Establishments with Total Employment of Less Than 20 by Industry Sub-Class: Philippines, 2010 *(Concluded)*

(Value in thousand pesos. Details may not add up to total due to rounding and/or statistical disclosure control)

2009 PSIC Code	Industry Description	Losses and Damages			
		ICT Machinery and Equipment	Other Machinery and Equipment	Valuables	Other Tangible Fixed Assets
		(6)	(7)	(8)	(9)
	<b>Philippines</b>	<b>3,643</b>	<b>867</b>	<b>-</b>	<b>29</b>
J58110	Book publishing	-	-	-	-
J58130	Publishing of newspapers, journals and periodicals	-	-	-	-
J58190	Other publishing activities	S	S	S	S
J58200	Software publishing	100	20	-	-
J59110	Motion picture, video and television programme activities	60	18	-	-
J59120	Motion picture, video and television programme post-production activities	-	-	-	-
J59130	Motion picture, video and television programme distribution activities	-	-	-	-
J59140	Motion picture projection activities	-	-	-	-
J59201	Sound recording activities	-	-	-	-
J59202	Publishing of music	S	S	S	S
J60101	Radio broadcasting and relay station and studios	50	-	-	-
J60102	Radio program production	S	S	S	S
J60201	Television broadcasting and relay stations and studios including closed circuit television services	-	-	-	-
J60202	Television program production	-	-	-	-
J61101	Wired (landline) services	-	-	-	-
J61102	Wired internet access service activities (e.g. dsl, leased line, dial-up)	-	-	-	-
J61109	Other wired telecommunications activities	-	-	-	-
J61201	Wireless landline services	S	S	S	S
J61203	Wireless internet access services (e.g. internet service provider, broadband)	-	-	-	-
J61209	Other wireless telecommunication services, n.e.c.	-	-	-	-
J61300	Satellite telecommunications activities	201	44	-	-
J61902	Internet access in facilities open to the public service activities	739	56	-	-
J61909	Other telecommunications service activities, n.e.c.	-	-	-	-
J62010	Computer programming activities	2,477	725	-	29
J62020	Computer consultancy and computer facilities management activities	-	-	-	-
J62090	Other information technology and computer service activities	15	4	-	-
J63111	Data processing	-	-	-	-
J63112	Website hosting services	S	S	S	S
J63113	Application hosting services	-	-	-	-
J63910	News agency activities	S	S	S	S
J63990	Other information service activities, n.e.c.	S	S	S	S

TABLE 8b Number of Establishments and Book Value by Type of Tangible Fixed Assets for Information and Communication  
Establishments with Total Employment of Less Than 20 by Industry Sub-Class: Philippines, 2010

(Value in thousand pesos. Details may not add up to total due to rounding and/or statistical disclosure control)

2009 PSIC Code	Industry Description	Number of Establishments	Book Value of Tangible Fixed Assets			
			Total	Land	Buildings, Other Structures and Land Improvements	Transport Equipment
		(1)	(2)	(3)	(4)	(5)
	<b>Philippines</b>	<b>1,137</b>	<b>5,263,251</b>	<b>328,200</b>	<b>1,550,010</b>	<b>312,487</b>
J58110	Book publishing	43	90,719	10,600	16,555	41,633
J58130	Publishing of newspapers, journals and periodicals	39	30,540	1,542	2,071	8,753
J58190	Other publishing activities	s	s	s	s	s
J58200	Software publishing	14	56,289	-	538	2,241
J59110	Motion picture, video and television programme activities	14	32,087	-	2,216	2,824
J59120	Motion picture, video and television programme post-production activities	6	8,601	-	20	-
J59130	Motion picture, video and television programme distribution activities	4	13,648	-	1,169	1,402
J59140	Motion picture projection activities	52	578,155	40,521	362,435	3,760
J59201	Sound recording activities	10	310,466	9,853	136,119	69,817
J59202	Publishing of music	s	s	s	s	s
J60101	Radio broadcasting and relay station and studios	207	1,283,054	98,350	366,121	30,422
J60102	Radio program production	s	s	s	s	s
J60201	Television broadcasting and relay stations and studios including closed circuit television services	22	849,457	31,567	358,881	2,336
J60202	Television program production	8	23,101	-	12	4,399
J61101	Wired (landline) services	18	214,932	40,800	26,820	5,214
J61102	Wired internet access service activities (e.g. dsl, leased line, dial-up)	4	3,782	-	101	200
J61109	Other wired telecommunications activities					
J61201	Wireless landline services	s	s	s	s	s
J61203	Wireless internet access services (e.g. internet service provider, broadband)	6	7,114	-	-	-
J61209	Other wireless telecommunication services, n.e.c.	3	71,800	-	20,559	1,158
J61300	Satellite telecommunications activities	145	960,118	44,827	90,878	57,349
J61902	Internet access in facilities open to the public service activities	254	181,394	9,750	36,370	6,759
J61909	Other telecommunications service activities, n.e.c.	15	96,696	1,927	67,575	3,266
J62010	Computer programming activities	190	269,071	20,614	33,571	49,350
J62020	Computer consultancy and computer facilities management activities	4	13,602	-	1,864	139
J62090	Other information technology and computer service activities	39	48,220	1,500	7,164	11,391
J63111	Data processing	13	11,746	-	1,815	7,316
J63112	Website hosting services	s	s	s	s	s
J63113	Application hosting services	18	24,127	-	2,920	300
J63910	News agency activities	s	s	s	s	s
J63990	Other information service activities, n.e.c.	s	s	s	s	s



TABLE 8b Number of Establishments and Book Value by Type of Tangible Fixed Assets for Information and Communication  
Establishments with Total Employment of Less Than 20 by Industry Sub-Class: Philippines, 2010 *(Concluded)*

(Value in thousand pesos. Details may not add up to total due to rounding and/or statistical disclosure control)

2009 PSIC Code	Industry Description	Book Value of Tangible Fixed Assets			
		ICT Machinery and Equipment	Other Machinery and Equipment	Valuables	Other Tangible Fixed Assets
		(6)	(7)	(8)	(9)
	<b>Philippines</b>	<b>1,739,565</b>	<b>1,251,129</b>	<b>73,251</b>	<b>8,608</b>
J58110	Book publishing	11,409	9,711	810	-
J58130	Publishing of newspapers, journals and periodicals	8,190	9,950	-	34
J58190	Other publishing activities	s	s	s	s
J58200	Software publishing	52,854	655	-	-
J59110	Motion picture, video and television programme activities	24,603	2,444	-	-
J59120	Motion picture, video and television programme post-production activities	8,310	271	-	-
J59130	Motion picture, video and television programme distribution activities	3,121	7,955	-	-
J59140	Motion picture projection activities	69,929	101,511	-	-
J59201	Sound recording activities	11,221	11,584	71,871	-
J59202	Publishing of music	s	s	s	s
J60101	Radio broadcasting and relay station and studios	401,118	386,094	10	939
J60102	Radio program production	s	s	s	s
J60201	Television broadcasting and relay stations and studios including closed circuit television services	126,651	330,022	-	-
J60202	Television program production	14,926	3,763	-	-
J61101	Wired (landline) services	84,350	57,740	-	8
J61102	Wired internet access service activities (e.g. dsl, leased line, dial-up)	2,100	1,381	-	-
J61109	Other wired telecommunications activities				
J61201	Wireless landline services	s	s	s	s
J61203	Wireless internet access services (e.g. internet service provider, broadband)	7,114	-	-	-
J61209	Other wireless telecommunication services, n.e.c.	44,938	3,520	-	1,625
J61300	Satellite telecommunications activities	556,693	204,017	500	5,854
J61902	Internet access in facilities open to the public service activities	103,351	25,106	-	58
J61909	Other telecommunications service activities, n.e.c.	16,072	7,855	-	-
J62010	Computer programming activities	117,108	48,363	60	4
J62020	Computer consultancy and computer facilities management activities	10,185	1,329	-	85
J62090	Other information technology and computer service activities	13,760	14,404	-	2
J63111	Data processing	1,865	750	-	-
J63112	Website hosting services	s	s	s	s
J63113	Application hosting services	11,092	9,815	-	-
J63910	News agency activities	s	s	s	s
J63990	Other information service activities, n.e.c.	s	s	s	s

TABLE 8b.1 Number of Establishments and Value of Intangible Assets by Type for Information and Communication  
Establishments with Total Employment of Less Than 20 by Industry Sub-Class: Philippines, 2010

(Value in thousand pesos. Details may not add up to total due to rounding and/or statistical disclosure control)

2009 PSIC Code	Industry Description	Number of Establishments	Value of Intangible Assets				
			Total	Intangible Non- Produced Assets	Computer Software and Databases	Entertainment, Literary and Artistic Originals	Other Intangible Fixed Assets
		(1)	(2)	(3)	(4)	(5)	(6)
	<b>Philippines</b>	<b>1,137</b>	<b>248,062</b>	<b>40,818</b>	<b>113,961</b>	<b>93,263</b>	<b>20</b>
J58110	Book publishing	43	6,579	339	1,441	4,799	-
J58130	Publishing of newspapers, journals and periodicals	39	239	39	200	-	-
J58190	Other publishing activities	s	s	s	s	s	s
J58200	Software publishing	14	1,700	700	1,000	-	-
J59110	Motion picture, video and television programme activities	14	9,484	-	381	9,102	-
J59120	Motion picture, video and television programme post-production activities	6	15,209	-	116	15,093	-
J59130	Motion picture, video and television programme distribution activities	4	-	-	-	-	-
J59140	Motion picture projection activities	52	-	-	-	-	-
J59201	Sound recording activities	10	1,148	-	1,023	125	-
J59202	Publishing of music	s	s	s	s	s	s
J60101	Radio broadcasting and relay station and studios	207	23,741	3,838	1,639	18,264	-
J60102	Radio program production	s	s	s	s	s	s
J60201	Television broadcasting and relay stations and studios including closed circuit television services	22	70,485	24,630	100	45,735	20
J60202	Television program production	8	-	-	-	-	-
J61101	Wired (landline) services	18	300	300	-	-	-
J61102	Wired internet access service activities (e.g. dsl, leased line, dial-up)	4	-	-	-	-	-
J61109	Other wired telecommunications activities	s	s	s	s	s	s
J61201	Wireless landline services	6	-	-	-	-	-
J61203	Wireless internet access services (e.g. internet service provider, broadband)	3	39	-	39	-	-
J61209	Other wireless telecommunication services, n.e.c.	145	1,514	559	904	50	-
J61300	Satellite telecommunications activities	254	8,647	515	8,037	95	-
J61902	Internet access in facilities open to the public service activities	15	604	-	604	-	-
J61909	Other telecommunications service activities, n.e.c.	190	104,682	9,897	94,785	-	-
J62010	Computer programming activities	4	-	-	-	-	-
J62020	Computer consultancy and computer facilities management activities	39	137	-	137	-	-
J62090	Other information technology and computer service activities	13	-	-	-	-	-
J63111	Data processing	s	s	s	s	s	s
J63112	Website hosting services	18	3,555	-	3,555	-	-
J63113	Application hosting services	s	s	s	s	s	s
J63910	News agency activities	s	s	s	s	s	s
J63990	Other information service activities, n.e.c.	s	s	s	s	s	s

TABLE 9b Number of Establishments and Value of Inventories for Information and Communication Establishments  
with Total Employment of Less Than 20 by Industry Sub-class: Philippines, 2010

(Value in thousand pesos. Details may not add up to total due to rounding and/or statistical disclosure control)

2009 PSIC Code	Industry Description	Number of Establishments	Value of Inventories as of January 1					
			Total	Materials and Supplies	Fuels, Lubricants, Oils and Greases	Goods for Resale	Real Estate for Sale	Other Inventories
		(1)	(2)	(3)	(4)	(5)	(6)	(7)
Philippines		1,137	396,921	385,670	2,251	5,189	340	3,471
J58110	Book publishing	43	87,422	82,542	56	1,353	-	3,471
J58130	Publishing of newspapers, journals and periodicals	39	13,122	13,121	-	-	-	-
J58190	Other publishing activities	s	s	s	s	s	s	s
J58200	Software publishing	14	235	235	-	-	-	-
J59110	Motion picture, video and television programme activities	14	38	38	-	-	-	-
J59120	Motion picture, video and television programme post-production activities	6	29	29	-	-	-	-
J59130	Motion picture, video and television programme distribution activities	4	-	-	-	-	-	-
J59140	Motion picture projection activities	52	3,176	2,025	-	1,151	-	-
J59201	Sound recording activities	10	26,465	26,465	-	-	-	-
J59202	Publishing of music	s	s	s	s	s	s	s
J60101	Radio broadcasting and relay station and studios	207	14,086	13,582	504	-	-	-
J60102	Radio program production	s	s	s	s	s	s	s
J60201	Television broadcasting and relay stations and studios including closed circuit television services	22	8,783	8,781	1	-	-	-
J60202	Television program production	8	-	-	-	-	-	-
J61101	Wired (landline) services	18	6,844	6,585	259	-	-	-
J61102	Wired internet access service activities (e.g. dsl, leased line, dial-up)	4	150	150	-	-	-	-
J61109	Other wired telecommunications activities							
J61201	Wireless landline services	s	s	s	s	s	s	s
J61203	Wireless internet access services (e.g. internet service provider, broadband)	6	-	-	-	-	-	-
J61209	Other wireless telecommunication services, n.e.c.	3	-	-	-	-	-	-
J61300	Satellite telecommunications activities	145	99,227	98,294	933	-	-	-
J61902	Internet access in facilities open to the public service activities	254	6,518	6,173	5	-	340	-
J61909	Other telecommunications service activities, n.e.c.	15	296	157	138	-	-	-
J62010	Computer programming activities	190	117,839	117,485	354	-	-	-
J62020	Computer consultancy and computer facilities management activities	4	2,000	2,000	-	-	-	-
J62090	Other information technology and computer service activities	39	8,343	5,658	-	2,685	-	-
J63111	Data processing	13	-	-	-	-	-	-
J63112	Website hosting services	s	s	s	s	s	s	s
J63113	Application hosting services	18	2	2	-	-	-	-
J63910	News agency activities	s	s	s	s	s	s	s
J63990	Other information service activities, n.e.c.	s	s	s	s	s	s	s

TABLE 9b Number of Establishments and Value of Inventories for Information and Communication Establishments  
with Total Employment of Less Than 20 by Industry Sub-class: Philippines, 2010 *(Concluded)*

(Value in thousand pesos. Details may not add up to total due to rounding and/or statistical disclosure control)

2009 PSIC Code	Industry Description	Value of Inventories as of December 31					
		Total	Materials and Supplies	Fuels, Lubricants, Oils and Greases	Goods for Resale	Real Estate for Sale	Other Inventories
		(8)	(9)	(10)	(11)	(12)	(13)
	<b>Philippines</b>	<b>369,801</b>	<b>355,301</b>	<b>2,177</b>	<b>6,877</b>	<b>340</b>	<b>5,107</b>
J58110	Book publishing	88,200	81,093	1	1,999	-	5,107
J58130	Publishing of newspapers, journals and periodicals	19,787	19,787	-	-	-	-
J58190	Other publishing activities	s	s	s	s	s	s
J58200	Software publishing	259	259	-	-	-	-
J59110	Motion picture, video and television programme activities	75	75	-	-	-	-
J59120	Motion picture, video and television programme post-production activities	1	1	-	-	-	-
J59130	Motion picture, video and television programme distribution activities	-	-	-	-	-	-
J59140	Motion picture projection activities	3,382	2,134	-	1,248	-	-
J59201	Sound recording activities	26,474	26,474	-	-	-	-
J59202	Publishing of music	s	s	s	s	s	s
J60101	Radio broadcasting and relay station and studios	12,659	12,292	367	-	-	-
J60102	Radio program production	s	s	s	s	s	s
J60201	Television broadcasting and relay stations and studios including closed circuit television services	9,048	9,047	1	-	-	-
J60202	Television program production	-	-	-	-	-	-
J61101	Wired (landline) services	7,716	7,324	392	-	-	-
J61102	Wired internet access service activities (e.g. dsl, leased line, dial-up)	15	15	-	-	-	-
J61109	Other wired telecommunications activities						
J61201	Wireless landline services	s	s	s	s	s	s
J61203	Wireless internet access services (e.g. internet service provider, broadband)	-	-	-	-	-	-
J61209	Other wireless telecommunication services, n.e.c.	-	-	-	-	-	-
J61300	Satellite telecommunications activities	90,547	89,797	750	-	-	-
J61902	Internet access in facilities open to the public service activities	5,719	5,376	4	-	340	-
J61909	Other telecommunications service activities, n.e.c.	1,295	1,040	255	-	-	-
J62010	Computer programming activities	86,756	86,350	406	-	-	-
J62020	Computer consultancy and computer facilities management activities	2,884	2,884	-	-	-	-
J62090	Other information technology and computer service activities	10,642	7,012	-	3,630	-	-
J63111	Data processing	-	-	-	-	-	-
J63112	Website hosting services	s	s	s	s	s	s
J63113	Application hosting services	112	112	-	-	-	-
J63910	News agency activities	s	s	s	s	s	s
J63990	Other information service activities, n.e.c.	s	s	s	s	s	s

TABLE 10b Number of Reporting Establishments and Nationality with Highest Capital Participation Rate as of December 31 for Information and Communication Establishments with Total Employment of Less Than 20 by Industry Sub-Class: Philippines, 2010

(An establishment with equal capital participation rate may be reported several times)

2009 PSIC Code	Industry Description	Number of Reporting Establishments	Nationality with Highest Capital Participation Rate				
			Filipino	American	British	Chinese	German
			(1)	(2)	(3)	(4)	(5)
	Philippines	1,137	1,090	11	3	2	2
J58110	Book publishing	43	43	-	-	-	-
J58130	Publishing of newspapers, journals and periodicals	39	39	-	-	-	-
J58190	Other publishing activities	s	s	s	s	s	s
J58200	Software publishing	14	13	-	-	-	-
J59110	Motion picture, video and television programme activities	14	14	-	-	-	-
J59120	Motion picture, video and television programme post-production activities	6	6	-	-	-	-
J59130	Motion picture, video and television programme distribution activities	4	2	2	-	-	-
J59140	Motion picture projection activities	52	52	-	-	-	-
J59201	Sound recording activities	10	10	-	-	-	-
J59202	Publishing of music	s	s	s	s	s	s
J60101	Radio broadcasting and relay station and studios	207	206	-	-	-	-
J60102	Radio program production	s	s	s	s	s	s
J60201	Television broadcasting and relay stations and studios including closed circuit television services	22	22	-	-	-	-
J60202	Television program production	8	8	-	-	-	-
J61101	Wired (landline) services	18	17	-	-	-	-
J61102	Wired internet access service activities (e.g. dsl, leased line, dial-up)	4	4	-	-	-	-
J61109	Other wired telecommunications activities						
J61201	Wireless landline services	s	s	s	s	s	s
J61203	Wireless internet access services (e.g. internet service provider, broadband)	6	6	-	-	-	-
J61209	Other wireless telecommunication services, n.e.c.	3	2	-	-	-	-
J61300	Satellite telecommunications activities	145	145	-	-	1	-
J61902	Internet access in facilities open to the public service activities	254	254	-	-	-	-
J61909	Other telecommunications service activities, n.e.c.	15	12	1	-	-	-
J62010	Computer programming activities	190	158	7	2	1	2
J62020	Computer consultancy and computer facilities management activities	4	3	1	-	-	-
J62090	Other information technology and computer service activities	39	39	-	-	-	-
J63111	Data processing	13	11	-	1	-	-
J63112	Website hosting services	s	s	s	s	s	s
J63113	Application hosting services	18	16	-	-	-	-
J63910	News agency activities	s	s	s	s	s	s
J63990	Other information service activities, n.e.c.	s	s	s	s	s	s

TABLE 10b Number of Reporting Establishments and Nationality with Highest Capital Participation Rate as of December 31 for Information and Communication Establishments with Total Employment of Less Than 20 by Industry Sub-Class: Philippines, 2010 *(Concluded)*

(An establishment with equal capital participation rate may be reported several times)

2009 PSIC Code	Industry Description	Nationality with Highest Capital Participation Rate				
		Japanese	Korean	Singaporean	Taiwanese	Other Nationalities
		(7)	(8)	(9)	(10)	(11)
	<b>Philippines</b>	<b>8</b>	<b>1</b>	<b>1</b>	<b>-</b>	<b>22</b>
J58110	Book publishing	-	-	-	-	-
J58130	Publishing of newspapers, journals and periodicals	-	-	-	-	-
J58190	Other publishing activities	S	S	S	S	S
J58200	Software publishing	-	-	-	-	1
J59110	Motion picture, video and television programme activities	-	-	-	-	-
J59120	Motion picture, video and television programme post-production activities	-	-	-	-	-
J59130	Motion picture, video and television programme distribution activities	-	-	-	-	-
J59140	Motion picture projection activities	-	-	-	-	-
J59201	Sound recording activities	-	-	-	-	-
J59202	Publishing of music	S	S	S	S	S
J60101	Radio broadcasting and relay station and studios	-	-	-	-	1
J60102	Radio program production	S	S	S	S	S
J60201	Television broadcasting and relay stations and studios including closed circuit television services	-	-	-	-	-
J60202	Television program production	-	-	-	-	-
J61101	Wired (landline) services	1	-	-	-	-
J61102	Wired internet access service activities (e.g. dsl, leased line, dial-up)	-	-	-	-	-
J61109	Other wired telecommunications activities	-	-	-	-	-
J61201	Wireless landline services	S	S	S	S	S
J61203	Wireless internet access services (e.g. internet service provider, broadband)	-	-	-	-	-
J61209	Other wireless telecommunication services, n.e.c.	-	-	-	-	1
J61300	Satellite telecommunications activities	-	-	-	-	-
J61902	Internet access in facilities open to the public service activities	-	-	-	-	-
J61909	Other telecommunications service activities, n.e.c.	1	-	1	-	-
J62010	Computer programming activities	5	1	-	-	16
J62020	Computer consultancy and computer facilities management activities	-	-	-	-	-
J62090	Other information technology and computer service activities	-	-	-	-	-
J63111	Data processing	-	-	-	-	1
J63112	Website hosting services	S	S	S	S	S
J63113	Application hosting services	-	-	-	-	2
J63910	News agency activities	S	S	S	S	S
J63990	Other information service activities, n.e.c.	S	S	S	S	S

# APPENDICES



**NATIONAL  
STATISTICS  
OFFICE**

ASPBI Form 5  
NSCB Approval No. \_\_\_\_\_  
Expires \_\_\_\_\_

## 2010 ANNUAL SURVEY OF PHILIPPINE BUSINESS AND INDUSTRY

### BUSINESS AND SERVICES January – December 2010

--

#### OBJECTIVE

The *2010 Annual Survey of Philippine Business and Industry (ASPBI)* will provide key measures on the performance, structure and trends of businesses and industries that will be used for planning and policy formulation by the government and private sectors.

#### AUTHORITY

The information sought is collected under the authority of **COMMONWEALTH ACT 591**. The Act authorizes the *National Statistics Office* to collect information from businesses and industries. Any person who fails or refuses to accomplish this questionnaire shall, upon conviction, be punished as provided for in *Section 3* of this same Act.

#### CONFIDENTIALITY

*Section 4* of **CA 591** provides that all information furnished this Office will be kept strictly **CONFIDENTIAL** and shall not be used for purposes of taxation, investigation or regulation.

#### REFERENCE PERIOD

Report should refer to the period from **January 1 to December 31, 2010**.

#### E-QUESTIONNAIRE

To facilitate the accomplishment of this questionnaire, an electronic copy will be sent to the e-mail account of the contact person in your establishment. The e-questionnaire can also be downloaded from the NSO Website, [www.census.gov.ph/aspbi/eqst](http://www.census.gov.ph/aspbi/eqst). Submit the accomplished e-questionnaire to [e.deguzman@census.gov.ph](mailto:e.deguzman@census.gov.ph) within 15 days upon receipt.

#### DUE DATE

Duly accomplished form should be submitted to NSO or to the authorized representative **ON** or **BEFORE**

#### INQUIRIES

For inquiries please contact:

**CARMELITA N. ERICTA**  
Administrator

Tel. No. \_\_\_\_\_

E-mail Address \_\_\_\_\_

or E-mail: [e.deguzman@census.gov.ph](mailto:e.deguzman@census.gov.ph)

#### GENERAL INSTRUCTIONS

- Provide best estimates if exact figures are not available in your records. Indicate N.A. for items not applicable.
- Refer to the relevant explanatory notes and definitions provided in specific items when providing responses for each item.
- Include only Philippine-based activities, including imports and exports, of this establishment.
- Mark (✓) only **one box**, unless instructed otherwise.

FOR NSO USE ONLY															
FN		QN	QR	ECN											
IND				PROV-MUN				BGY		SZ	LO	EO			



## GENERAL INFORMATION ABOUT THE ESTABLISHMENT

**1. Business and Registered Name in 2010, Company Website and Tax Identification Number (TIN)**

A. **Business Name:** \_\_\_\_\_

B. **Registered Name:** \_\_\_\_\_

C. **Company Website:** \_\_\_\_\_

D. **TIN:** \_\_\_\_\_

## 2. Economic Activity or Business in 2010

*Describe in detail the main and other activities of this establishment.*

**A. Main Activity** (Refers to the activity that contributes the biggest or major portion of the gross income or revenue of this establishment)

**B. Major products/goods produced or sold and/or type of service rendered (Specify)**

### C. Secondary/Other Activities

DO NOT FILL (For NSO Use Only)

2009 PSIC						
-----------	--	--	--	--	--	--

1994 PSIC						
-----------	--	--	--	--	--	--

### 3. Year Started Operation

Indicate the year when this establishment started operation regardless of its location in the Philippines.

#### 4. Legal Organization in 2010

Mark (✓) the box corresponding to the best description of the establishment.

1 ☐ Single Proprietorship      4 ☐ Stock Corporation      7 ☐ Others,  
2 ☐ Partnership      5 ☐ Non-stock, Non-profit Corporation      Specify: \_\_\_\_\_  
3 ☐ Government Corporation      6 ☐ Cooperative

## 5. Economic Organization in 2010

Mark (✓) the box corresponding to the best description of the establishment.

1 ☐ Single Establishment

2 ☐ Branch only  
⇒ Provide details of Main Office below

3 ☐ Establishment and main office  
(both located in the same address  
and with branches elsewhere)

4 ☐ Main Office only

5 ☐ Ancillary unit other than Main Office  
⇒ Provide details of Main Office below

**Single Establishment** is an establishment which has neither branch nor main office. It may have ancillary unit/s. other than main office, located elsewhere.

**Branch** is an establishment which has a separate main office located elsewhere.

**Main office** is the unit which controls, supervises and directs one or more establishments of an enterprise.

**Ancillary unit** is the unit that operates primarily or exclusively for a related establishment or group of related establishments or its parent establishment and provides goods or services that support but do not

**A. Name of Main Office**

**B. Address of Main Office**

### C. Contact Person in Main Office

(1) Name \_\_\_\_\_ (4) Fax No. \_\_\_\_\_  
(2) Title/Designation \_\_\_\_\_ (5) E-mail \_\_\_\_\_  
(3) Tel. No. \_\_\_\_\_

## 6. Capital Participation as of 31 December 2010

Indicate the percent share of the nationality of the stockholder.

**Capital participation** refers to the claims of individuals against capital/equity by foreign and/or local investors.

1 Filipino \_\_\_\_\_%      5 German \_\_\_\_\_%      9 Taiwanese \_\_\_\_\_%

2 American \_\_\_\_\_%      6 Japanese \_\_\_\_\_%      10 Others, *Specify*: \_\_\_\_\_%

3 British \_\_\_\_\_%      7 Korean \_\_\_\_\_%

4 Chinese \_\_\_\_\_%      8 Singaporean \_\_\_\_\_%

**EMPLOYMENT****7. Number of Paid Employees Who Worked for this Establishment as of 15 November 2010****INCLUDE:**

- Full-time/part-time employees working in or for the establishment and receiving regular pay
- Employees working away from this establishment paid by and under the control of this establishment
- Employees on sick or maternity leave
- Employees on paid vacation or holiday
- Employees on strike
- Directors of corporations working for pay
- Executives/managers and other officers of the same category
- Working owners receiving regular pay
- Apprentices and learners receiving regular pay
- Any other employee receiving regular pay not reported above

**EXCLUDE:**

- Directors paid solely for their attendance at meetings of Board of Directors
- Consultants
- Workers on indefinite leave
- Working owners/members of cooperatives who do not receive regular pay
- Homeworkers
- Workers receiving commissions only

PAID EMPLOYEES BY SEX	LN NO	NUMBER
a. Male	01	
b. Female	02	
c. Total (sum of a and b)	03	

**8. Number of Unpaid Workers Who Worked for this Establishment as of 15 November 2010****INCLUDE:**

- Working owners who do not receive regular pay
- Apprentices and learners without regular pay
- Persons working for at least 1/3 of the time normal to the establishment without regular pay

**EXCLUDE:**

- Silent or inactive business partners

UNPAID WORKERS BY SEX	LN NO	NUMBER
a. Male	01	
b. Female	02	
c. Total (sum of a and b)	03	

**9. Total Employment of this Establishment as of 15 November 2010**

TOTAL EMPLOYMENT BY SEX	LN NO	NUMBER
a. Male (sum of 7a and 8a)	01	
b. Female (sum of 7b and 8b)	02	
c. Total (sum of a and b)	03	

**PRODUCTION/CONSTRUCTION WORKERS AND HOURS WORKED****10. Number of Production/Construction Workers as of 15 November 2010 (Not Applicable)****11. Total Hours Worked by Production/Construction Workers in 2010 (Not Applicable)**

Continued on Page 4



**COMPENSATION****12. Gross Salaries and Wages, Separation Pay, etc. Paid by this Establishment to its Employees in 2010**

*Gross salaries and wages refer to payments in cash or in kind prior to any deductions for employee's contributions to SSS/GSIS, withholding tax, etc.*

**INCLUDE:**

- Total basic pay
- Overtime pay (payment given for extra hours worked)
- Vacation, sick and maternity leave pay
- Bonuses
- Food, uniforms, housing and cost of living allowances
- Commissions paid for salaried employees
- Commutable transportation and representation allowances

**EXCLUDE:**

- Cost of working clothes
- Reimbursable transportation and representation allowances
- Separation, retirement/terminal pay, gratuities, etc.

	LN NO	VALUE IN PESOS (Omit Centavos)
a. Gross Salaries and Wages	01	
b. Separation/Retirement/Terminal Pay, Gratuities, etc.	02	

**13. Total Employer's Contribution in 2010**

*Include employer's contribution paid by this establishment to SSS/GSIS, Employees Compensation Commission (ECC), PhilHealth, PAG-IBIG, etc.*

	LN NO	VALUE IN PESOS (Omit Centavos)
Total Employer's Contribution to SSS/GSIS, ECC, PhilHealth, PAG-IBIG, etc.	01	

**REVENUE****14. Total Revenue in 2010**

*Revenue refers to cash received and receivables for services rendered and goods sold.*

**Valuation:** *Services rendered and goods sold should be in **producer price** net of discounts and allowances.*

***Producer price** is the amount receivable by the producer from the purchaser for a unit of a product (good or service produced) as output, minus any VAT or similar deductible tax, invoiced to the purchaser. It excludes any transport charges invoiced separately by the producer.*

**INCLUDE:**

- Revenue from transactions within and outside the country.
- Services rendered and goods transferred to other establishments belonging to the same enterprise as this establishment which should be treated as sales and valued as if sold to a customer or **valued at cost**.

**EXCLUDE:**

- Subsidies received.

TYPE OF REVENUE	LN NO	VALUE IN PESOS (Omit Centavos)
a. Revenue from main activity (Report revenue from main activity if engaged in Transportation and storage activities; Accommodation and food service activities; Information and communication activities; Professional, scientific and technical activities; Administrative and support service activities; Education services; Human health and social work activities; Arts, entertainment and recreation activities; and Other services activities. <b>INCLUDE:</b> Donations and grants for social work activities.)(sum of 1 and 2) <b>Specify:</b> _____	01	
1. Revenue from transactions within the country	02	
2. Revenue from transactions outside the country	03	

Continued on Page 5

⇒ Page 5	PLEASE ENTER ON THE APPROPRIATE SPACE OR BOX THE DATA REQUESTED.	
----------	--	--

<b>REVENUE (cont.)</b>		
TYPE OF REVENUE	LN NO	VALUE IN PESOS (Omit Centavos)
b. Interest income <i>(INCLUDE: Interest on finance leases; Earnings on discounted bills; Interest from deposits in banks and other financial institutions; Interest/discounts on loans, deposits, financing, bonds, money market; etc.)</i>	04	
c. Real estate sales <i>(INCLUDE: Real estate sales for residential and non-residential, memorial lots and columbarium vaults.)</i>	05	
d. Insurance premiums <i>(INCLUDE: Net premiums earned from insurance and pension funding activities.)</i>	06	
e. Value of industrial services done for others <i>(INCLUDE: Industrial repair; Maintenance and installation work; etc.)</i>	07	
f. Value of non-industrial services done for others <i>(sum of 1 to 4)</i>	08	
1. Rent income from land	09	
2. Rental income from building and structures	10	
3. Other rental income <i>(INCLUDE: Income from renting of machinery and transport equipment without operator; personal and household goods such as wearing apparel, furniture, electrical appliances, audio-video machines and tapes, sports and recreational equipment, books, journals and magazines and ornamental plants, etc.)</i>	11	
4. Other non-industrial services done for others <i>(INCLUDE: Income from storage, communication and warehousing; Income from freight, research, consultancy, and other professional and business services; Management fees; Subscriptions and membership fees; etc.)</i>	12	
g. Dividend income	13	
h. Commissions and fees earned <i>(INCLUDE: Commission income; Income earned from wholesale on a fee or contract basis; Income earned through agents and brokers; Income earned from real estate activities on a fee or contract basis.)</i>	14	
i. Delivery charges separately invoiced to customers	15	
j. Service charges <i>(A separate charge made for the administration of a loan or other service.)</i>	16	
k. Value of goods for resale <i>(Receipts from goods sold in the same condition as purchased.)</i>	17	
l. Royalty income <i>(Payment received for trademarks, copyrights and patents or secrecy. Copyrights, patents or secrecy may take the form of books, recordings, files, software, tapes, disks, etc.)</i>	18	
m. Franchise income <i>(Payment received for license to make, distribute or sell a product or service.)</i>	19	
n. Foreign exchange gains	20	
o. Other income <i>(INCLUDE: Service charges; Gain on sale of investment and marketable securities; and all other income not included elsewhere)</i> Specify: _____	21	
p. Total revenue <i>(sum of a to o)</i>	22	

q. Specify the nature and amount of the single largest item included in <b>Other income</b> (reported in Item 14.o) Specify: _____	LN NO	VALUE IN PESOS (Omit Centavos)
	23	

<b>SUBSIDIES</b>	LN NO	VALUE IN PESOS (Omit Centavos)
15. Subsidies Received by this Establishment from the Government in 2010 <i>Subsidies refer to special grants received from the government in the form of financial assistance or tax exemption or tax privilege to aid and develop an industry. INCLUDE: Price support and price discount, interest rate subsidy, Import subsidies, Direct subsidies on export, Subsidies resulting from multiple exchange rates, Subsidies on products used domestically, Subsidies to public corporations and quasi-corporations, Subsidies on payroll or workforce and Subsidies to reduce pollution.)</i>	01	

Continued on Page 6



⇨ Page 6		PLEASE ENTER ON THE APPROPRIATE SPACE OR BOX THE DATA REQUESTED.	
<b>COST</b>			
<b>16. Total Cost Incurred in 2010</b>			
<p><i>Cost refers to all expenses incurred during the year whether paid or payable.</i></p> <p><b>Valuation:</b> Goods and services should be in <b>purchaser price</b>.</p> <p><b>Purchaser price</b> is the amount paid by the purchaser, excluding any VAT or similar deductible tax, in order to take delivery of a unit of a good or service. It includes any transport charges paid separately by purchaser to take delivery at the required time and place.</p> <p><b>INCLUDE:</b> Goods received from and services rendered by other establishments belonging to the same enterprise as this establishment. These should be <b>valued as though purchased</b>.</p> <p><b>EXCLUDE:</b> Compensation of employees (Salaries and wages, separation/retirement/terminal pay, gratuities, SSS/GSIS, ECC, PhilHealth and PAG-IBIG contributions are reported in Items 12 and 13.)</p>			
TYPE OF COST	LN NO	VALUE IN PESOS (Omit Centavos)	
a. Materials and supplies purchased ( <b>INCLUDE:</b> Office supplies; Food, drinks and other restaurant supplies; Linens and other hotels, motels and lodging materials; Instructional and academic materials (for education establishments); Medical, surgical and dental supplies; Subsistence supplies for patients (for health establishments); Wrapping and packing materials; Small tools and materials for repairs and maintenance; Non-durable tools; Working clothes; and Other supplies.)	01		
b. Insurance claims paid	02		
c. Real estate purchased for sale ( <b>INCLUDE:</b> Development cost of real estate purchased.)	03		
d. Fuels, lubricants, oils and greases purchased ( <b>INCLUDE:</b> Diesel or bunker oil, LPG, kerosene, wood, coal and charcoal.)	04		
e. Electricity and water purchased	05		
f. Cost of industrial services done by others (sum of 1 and 2)	06		
1. Contract and commission work done by others	07		
2. Other industrial services ( <b>INCLUDE:</b> Industrial repair; Maintenance and installation work; Drydocking.)	08		
g. Cost of non-industrial services done by others (sum of 1 to 4)	09		
1. Rent expense for land	10		
2. Rental expense for building and structures	11		
3. Other rental expense ( <b>INCLUDE:</b> Rental expense for machinery and transport equipment.)	12		
4. Other non-industrial services ( <b>INCLUDE:</b> Bank charges excluding interest; Insurance expense; Commission expense for non-regularly paid employees; Communication expense; Professional, business and other service fees; Transportation, representation and entertainment expense; Storage and warehousing fees, stevedoring, forwarding and other freight charges; Advertising and promotional expense; Financial services, excluding interest payment; Management fee; Janitorial, security and messengerial service fees, etc.)	13		
h. Interest expense (Interest paid for loans obtained from banks and other financial institutions. <b>INCLUDE:</b> Interest in respect of finance leases. <b>EXCLUDE:</b> Bank charges other than interest.)	14		
i. Goods purchased for resale ( <b>INCLUDE:</b> Acquisition cost of goods purchased for resale without transformation or processing.)	15		
j. Taxes on product and production (Taxes incidental to the production or sale of goods and services chargeable as expenses. <b>INCLUDE:</b> Net value added tax, Sales Tax, Import and export duties, Excise tax, Gross receipts tax, Business licenses, Real estate tax, Road tax, Environmental tax, etc., <b>EXCLUDE:</b> Income tax.)	16		

Continued on Page 7

⇒ Page 7	PLEASE ENTER ON THE APPROPRIATE SPACE OR BOX THE DATA REQUESTED.	
----------	--	--

<b>COST (cont.)</b>		
TYPE OF COST	LN NO	VALUE IN PESOS (Omit Centavos)
k. Research and experimental development expense ( <i>Amount spent on any systematic and creative work undertaken to increase the stock of knowledge and the use of this knowledge to create new or improved products, processes, services and other applications.</i> )	17	
l. Environmental protection expense ( <i>Cost incurred for the prevention, reduction and elimination of pollution as well as any degradation of the environment. INCLUDE: Cost of environmental protection services like wastewater treatment, etc.</i> )	18	
m. Royalty fee ( <i>Expense for trademarks, copyrights, patents or secrecy.</i> )	19	
n. Franchise fee ( <i>Expense paid for license to make, distribute or sell a product or service.</i> )	20	
o. Foreign exchange losses	21	
p. Bad and doubtful debts ( <i>INCLUDE: Bad debts, doubtful debts, and/or provision for bad and doubtful debts. Report net of bad debts recovered.</i> )	22	
q. Depreciation of tangible fixed assets in 2010	23	
r. Other cost ( <i>INCLUDE: Payout and all other cost not included elsewhere EXCLUDE: Salaries and wages; Employer's contribution; Losses and damages; Amortization; Sales tax and excise duties payable to the government; Income tax and other direct tax; Unrealized gains from revaluation of assets; etc.</i> ) <b>Specify:</b> _____	24	
s. <b>Total cost</b> ( <i>sum of a to r</i> )	25	

t. Specify the nature and amount of the single largest item included in <b>Other cost</b> (reported in Item 16.r) <b>Specify:</b> _____	LN NO	VALUE IN PESOS (Omit Centavos)
	26	



### CAPITAL EXPENDITURES AND SALE OF TANGIBLE FIXED ASSETS, INCLUDING LOSSES AND DAMAGES

#### 17. Capital Expenditures and Sale of Tangible Fixed Assets, Including Losses and Damages in 2010

**Tangible Fixed Assets** refer to physical assets (tangible) acquired and for use of this establishment and expected to have a productive life of more than one year. These include land; buildings, other structures and land improvements; transport equipment; machinery and equipment; and other fixed assets.

**INCLUDE:**

- Tangible fixed assets received from other establishments belonging to the same enterprise as this establishment should be valued as though purchased.
- Delivery charges and installation cost, taxes and other necessary fees (import duties, registration fees, etc.)

**EXCLUDE:**

- Financing cost

**Capital expenditures for tangible fixed assets** refer to the full value of tangible fixed assets acquired in 2010 whether or not full payments have been made.

**Sale of tangible fixed assets** refers to the actual amount received/realized (not book value) from the sale of tangible fixed assets during the year including the value of tangible fixed assets transferred to other establishments of the same enterprise.

**Losses and damages** refer to the decrease in the book value of tangible fixed assets due to theft, major catastrophe, and other accidental destructions.

TYPE OF TANGIBLE FIXED ASSETS	LN NO	VALUE IN PESOS (Omit Centavos)			
		CAPITAL EXPENDITURES FOR TANGIBLE FIXED ASSETS		SALE OF TANGIBLE FIXED ASSETS	LOSSES AND DAMAGES
		Total (1)	Percent Directly Imported (2)		
a. Land ( <i>INCLUDE: Land used in the operation of business.</i> )	01				
b. Buildings, other structures and land improvements ( <i>INCLUDE: Leasehold improvements; Major repair, renovations and additions.</i> )	02				
c. Transport equipment ( <i>INCLUDE: Aircrafts, ships/vessels, trains, buses, cars, delivery trucks and other transport equipment.</i> )	03				
d. Machinery and equipment ( <i>sum of 1 and 2</i> )	04				
1. ICT machinery and equipment ( <i>INCLUDE: Computer and peripherals; Telecommunications equipment and apparatus.</i> )	05				
2. Other machinery and equipment ( <i>INCLUDE: Electronic machinery and equipment other than telecommunications; Furniture and fixtures.</i> )	06				
e. Valuables ( <i>INCLUDE: Precious, stones and metals; Paintings; Sculptures; Antiques; etc.</i> )	07				
f. Other tangible fixed assets not included above <i>Specify: _____</i>	08				
g. <b>Total</b> ( <i>sum of a to f</i> )	09				

Continued on Page 9

### CAPITAL EXPENDITURES FOR ALL TANGIBLE FIXED ASSETS BY MODE OF ACQUISITION

#### 18. Capital Expenditures for All Tangible Fixed Assets by Mode of Acquisition in 2010

⇒ Report the full value of all tangible fixed assets acquired in 2010 by mode of acquisition. Total in this item should be equal to the **Total** reported in Item 17 column 1.

*New tangible fixed assets refer to brand new tangible fixed assets acquired during the year, including directly/newly imported tangible fixed assets. Directly/newly imported tangible fixed assets are considered new whether or not they were used before they were imported.*

*Major alterations and improvements on tangible fixed assets are done to increase the performance or capacity of existing fixed assets or to significantly extend their expected useful lives.*

*Used tangible fixed assets refer to those that have been previously used within the country.*

*Tangible fixed assets produced on own account refer to the physical assets produced by the establishment for its own use. It should be valued as the cost of all work put in place including overhead cost.*

MODE OF ACQUISITION	LN NO	VALUE IN PESOS (Omit Centavos)
a. New fixed assets	01	
b. Major alterations and improvements on tangible fixed assets	02	
c. Land and used tangible fixed assets	03	
d. Tangible fixed assets produced on own account	04	
e. <b>Total</b> (sum of a to d)	05	

### CAPITAL EXPENDITURES FOR INTANGIBLE ASSETS

#### 19. Capital Expenditures for Intangible Assets in 2010

⇒ Report the full value of all intangible fixed and non-produced assets acquired in 2010.

TYPE OF INTANGIBLE ASSETS	LN NO	VALUE IN PESOS (Omit Centavos)
a. Intangible non-produced assets ( <i>INCLUDE: Purchased goodwill; Patents; Trademarks; Franchises; Licenses; Copyrights; Leases and other transferable contracts.</i> )	01	
b. Computer software and databases ( <i>INCLUDE: Computer programs; Systems and applications software purchased; Computer software developed in-house; Computer databases purchased; and Computer databases developed in-house.</i> )	02	
c. Entertainment, literary and artistic originals ( <i>INCLUDE: Original films, sound recordings, manuscripts, tapes, models, etc., on which drama performances, radio and television programming, musical performances, sporting events, literary and artistic output, etc., are recorded.</i> )	03	
d. Other intangible assets ( <i>INCLUDE: Other produced intangible asset not included above.</i> )	04	
e. <b>Total</b> (sum of a to d)	05	

Continued on Page 10



⇒ Page 10	PLEASE ENTER ON THE APPROPRIATE SPACE OR BOX THE DATA REQUESTED.
-----------	--

**BOOK VALUE OF TANGIBLE FIXED ASSETS**

**20. Book Value of Tangible Fixed Assets as of 31 December 2010**

*Book value refers to the initial or acquisition cost of tangible fixed assets less accumulated depreciation charges. Also include in Book Value as of December 31, the capital expenditures for the corresponding tangible fixed assets.*

TYPE OF FIXED ASSETS	LN NO	VALUE IN PESOS (Omit Centavos)
a. Land ( <i>INCLUDE: Land used in the operation of business.</i> )	01	
b. Buildings, other structures and land improvements ( <i>INCLUDE: Leasehold improvements; Major repairs, renovations and addition.</i> )	02	
c. Transport equipment ( <i>INCLUDE: Aircrafts, ships/vessels, trains, buses, cars, delivery trucks and Other transport equipment.</i> )	03	
d. Machinery and equipment (sum of 1 and 2)	04	
1. ICT machinery and equipment ( <i>INCLUDE: Computer and peripherals; Telecommunications equipment and apparatus.</i> )	05	
2. Other machinery and equipment ( <i>INCLUDE: Electronic machinery and equipment other than telecommunications; Furniture and fixtures.</i> )	06	
e. Valuables ( <i>INCLUDE: Precious stones and metals; Paintings; Sculptures; Antiques; etc.</i> )	07	
f. Other fixed assets not included above, Specify: _____	08	
g. <b>Total</b> (sum of a to f)	09	

**BOOK VALUE OF INTANGIBLE ASSETS**

**21. Total Value of Intangible Assets as of 31 December 2010**

TYPE OF INTANGIBLE ASSETS	LN NO	VALUE IN PESOS (Omit Centavos)
a. Intangible non-produced assets ( <i>INCLUDE: Goodwill; Patents; Trademarks; Franchises; Licenses; Copyrights; Leases and other transferable contracts.</i> )	01	
b. Computer software and databases ( <i>INCLUDE: Computer programs; Systems and applications software purchased; Computer software developed in-house; Computer databases purchased; Computer databases developed in-house.</i> )	02	
c. Entertainment, literary and artistic originals ( <i>INCLUDE: Original films, sound recordings, manuscripts, tapes, models, etc., on which drama performances, radio and television programming, musical performances, sporting events, literary and artistic output, etc., are recorded.</i> )	03	
d. Other intangible assets ( <i>INCLUDE: Other produced intangible asset not included above.</i> )	04	
e. <b>Total</b> (sum of a to d)	05	

**CAPACITY UTILIZATION**

**22. Average Capacity Utilization Rate of this Establishment in 2010**

**(Not Applicable)**

Continued on Page 11

**INVENTORIES****23. Inventories in 2010**

*Inventories refer to stocks of goods owned by or under the control of the establishment as of a fixed date, regardless of where the stocks are located.*

*Valuation should be at current replacement cost in purchaser's price at the indicated dates.*

*Replacement cost is the cost of an item in terms of its present price rather than its original cost.*

TYPE OF INVENTORIES	LN NO	VALUE IN PESOS (Omit Centavos)	
		As of 1 January 2010 (1)	As of 31 December 2010 (2)
a. Real estate for sale	01		
b. Materials and supplies	02		
c. Fuels, lubricants, oils and greases	03		
d. Goods for resale	04		
e. Others, <i>Specify:</i> _____	05		
f. <b>Total</b> (sum of a to e)	06		

**24. Branches, Divisions, Plants Owned or Controlled (for Main Office)**

⇒ Please use additional sheets if necessary.

*List name, address, total employment as of 15 November 2010 and year started operation of branches, divisions, plants, or other establishments that this establishment owns or controls.*

NAME OF BRANCH/ DIVISION/PLANT (1)		ADDRESS (2)	TOTAL EMPLOYMENT as of 15 November 2010 (3)	YEAR STARTED OPERATION (4)	DO NOT FILL (For NSO Use Only) PRV/MUN/BGY ECN (5)
1					
2					
3					
4					
5					

Continued on Page 12

**25. REMARKS****CERTIFICATION**

I hereby certify that this report for the period \_\_\_\_\_ to \_\_\_\_\_ has been completed as accurately as the records of this establishment allow and with the best estimates in some instances.

Name \_\_\_\_\_ Signature \_\_\_\_\_

Position Title/Designation \_\_\_\_\_ Date \_\_\_\_\_

**CONTACT PERSON**

Person to be contacted for queries regarding this form:

Name \_\_\_\_\_ Address \_\_\_\_\_

Position Title/Designation \_\_\_\_\_

Tel. No. \_\_\_\_\_ Fax No. \_\_\_\_\_ Email Address \_\_\_\_\_

**DO NOT FILL (FOR NSO USE ONLY)**

Activity	Name	Signature	Number of items	Date
Distributed by				/ /
Collected by				/ /
Field Edited by				/ /
Manually Edited by				/ /
Edited/Coded by CO				/ /
Verified by CO				/ /

**THANK YOU FOR ACCOMPLISHING THIS FORM!**



## 2010 ASPBI Sampling Rates by Industry and Employment Stratum

INDUSTRY	Sampling Rates by Employment Stratum				
	1-9	10-19	20-49	50-99	100 & Over
Agriculture, Forestry, and Fishing	10%	15%	25%	50%	100%
Mining and Quarrying	100%	100%	100%	100%	100%
Manufacturing					
C19200 - [Manufacture of refined petroleum products]	100%	100%	100%	100%	100%
C19900 - [Manufacture of other fuel products]	100%	100%	100%	100%	100%
C23940 - [Manufacture of cement]	100%	100%	100%	100%	100%
C26110 - [Manufacture of electronic valves and tubes]	100%	100%	100%	100%	100%
C26120 - [Manufacture of semi-conductor devices and other electronic]	100%	100%	100%	100%	100%
C26200 - [Manufacture of computers and peripheral equipment and]	100%	100%	100%	100%	100%
C26300 - [Manufacture of communication equipment]	100%	100%	100%	100%	100%
C26400 - [Manufacture of consumer electronics]	100%	100%	100%	100%	100%
Other Industries	10%	15%	25%	50%	100%
Electricity, Gas, Steam, and Air Conditioning Supply	100%	100%	100%	100%	100%
Water Supply, Sewerage, Waste Management and Remediation Activities	10%	15%	25%	50%	100%
Construction	10%	15%	25%	50%	100%
Wholesale and Retail Trade; Repair of Motor Vehicles and Motorcycles					
G46510 - [Wholesale of computers, computer peripheral equipment and]	100%	100%	100%	100%	100%
G46521 - [Wholesale of electronic valves and tubes]	100%	100%	100%	100%	100%
G46522 - [Wholesale of semi-conductor devices]	100%	100%	100%	100%	100%
G46523 - [Wholesale of micro-chips and integrated circuits]	100%	100%	100%	100%	100%
G46524 - [Wholesale of printed circuits]	100%	100%	100%	100%	100%
G46526 - [Wholesale of telephone and communications equipment including parts and accessories]	100%	100%	100%	100%	100%
Other Industries	10%	15%	25%	50%	100%
Transportation and Storage	10%	15%	25%	50%	100%
Accommodation and Food Service Activities	10%	15%	25%	50%	100%
Information and Communication					
J58110 - [Book publishing]	100%	100%	100%	100%	100%
J58130 - [Publishing of newspapers, journals and periodicals]	100%	100%	100%	100%	100%
J58190 - [Other publishing activities]	100%	100%	100%	100%	100%
J58200 - [Software publishing]	100%	100%	100%	100%	100%
J59110 - [Motion picture, video and television programme activities]	100%	100%	100%	100%	100%
J59120 - [Motion picture, video and television programme post-production]	100%	100%	100%	100%	100%
J59130 - [Motion picture, video and television programme distribution activities]	100%	100%	100%	100%	100%
J59140 - [Motion picture projection activities]	100%	100%	100%	100%	100%
J59201 - [Sound recording activities]	100%	100%	100%	100%	100%
J59202 - [Publishing of music]	100%	100%	100%	100%	100%
J60101 - [Radio broadcasting and relay station and studios]	100%	100%	100%	100%	100%

## Appendix 2 - Concluded

2010 ASPBI Sampling Rates by Industry and Employment Stratum

INDUSTRY	Sampling Rates by Employment Stratum				
	1-9	10-19	20-49	50-99	100 & Over
J60201 - [Television broadcasting and relay stations and studios including closed circuit television services]	100%	100%	100%	100%	100%
J60202 - [Television program production]	100%	100%	100%	100%	100%
J61101 - [Wired (landline) services]	100%	100%	100%	100%	100%
J61102 - [Wired internet access service activities (e.g. dsl, leased line, dial-up)]	100%	100%	100%	100%	100%
J61103 - [Telegraph, facsimile/telex, and telex services]	100%	100%	100%	100%	100%
J61109 - [Other wired telecommunications activities, including pay telephone]	100%	100%	100%	100%	100%
J61201 - [Wireless landline services]	100%	100%	100%	100%	100%
J61202 - [Mobile telecommunications services]	100%	100%	100%	100%	100%
J61203 - [Wireless internet access services (e.g. internet service provider, n.e.c.)]	100%	100%	100%	100%	100%
J61209 - [Other wireless telecommunication services, n.e.c.]	100%	100%	100%	100%	100%
J61300 - [Satellite telecommunications activities]	100%	100%	100%	100%	100%
J61902 - [Internet access in facilities open to the public service activities]	100%	100%	100%	100%	100%
J61909 - [Other telecommunications service activities, n.e.c.]	100%	100%	100%	100%	100%
J62010 - [Computer programming activities]	100%	100%	100%	100%	100%
J62020 - [Computer consultancy and computer facilities management activities]	100%	100%	100%	100%	100%
J62090 - [Other information technology and computer service activities]	100%	100%	100%	100%	100%
J63111 - [Data processing]	100%	100%	100%	100%	100%
J63112 - [Website hosting services]	100%	100%	100%	100%	100%
J63113 - [Application hosting services]	100%	100%	100%	100%	100%
J63910 - [News agency activities]	100%	100%	100%	100%	100%
J63990 - [Other information service activities, n.e.c.]	100%	100%	100%	100%	100%
Financial and Insurance Activities					
K64200 - [Activities of holding companies]	100%	100%	100%	100%	100%
Other Industries	10%	15%	25%	50%	100%
Real Estate Activities	10%	15%	25%	50%	100%
Professional, Scientific and Technical Activities	10%	15%	25%	50%	100%
Administrative and Support Service Activities	10%	15%	25%	50%	100%
Education	10%	15%	25%	50%	100%
Human Health and Social Work Activities	10%	15%	25%	50%	100%
Arts, Entertainment, and Recreation	10%	15%	25%	50%	100%
Other Service Activities					
S95110 - [Repair of computers and peripheral equipment]	100%	100%	100%	100%	100%
S95120 - [Repair of communications equipment]	100%	100%	100%	100%	100%
S95210 - [Repair of consumer electronics]	100%	100%	100%	100%	100%
Other Industries	10%	15%	25%	50%	100%





**SPECIAL ORDER NO. 2011- 7**

**TO** : ALL CONCERNED OFFICIALS AND EMPLOYEES

**SUBJECT** : Membership in the Committees and Working Groups of the 2010 ASPBI, SICT and SECE

**DATE** : January 5, 2010

To facilitate the planning activities and the smooth conduct of the 2010 Annual Survey of the Philippine Business and industry (ASPBI), 2010 Survey on Information and Communication Technology (SICT), and 2010 Survey on Energy Consumption of Establishments (SECE), the following officials and employees are hereby designated as members of Committees and Working Groups to perform specific functions in addition to their regular office duties:

**I. Steering Committee**

Chairman: Administrator - Carmelita N. Ericta  
Vice-Chairman: Deputy Administrator - Paula Monina G. Collado  
Members:  
Director, Industry and Trade Statistics Department (ITSD) – Estela T. De Guzman  
Director, Information and Resources Department – Valentino C. Abuan  
Director, Household Statistics Department – Socorro D. Abejo  
Director, General Administration Department – Fiel C. Pizarro  
Regional Director, National Capital Region (NCR) – Lourdes V. Homecillo

**Terms of Reference:**

1. Provides overall direction for the implementation of the various activities of the 2010 ASPBI, SICT and SECE.
2. Approves survey design and field operation plans.
3. Approves work plans of committees and working groups.
4. Approves budget proposal and budgetary allocations.
5. Conducts regular quarterly meetings and other meetings as the need arises.

Secretariat: Statistician II, Business and Services Statistics Division (BSSD) – Mari-Belle D. Dy  
Statistician II, BSSD – Glen G. Polo

**II. Technical Committee**

Chairman: Director, ITSD – Estela T. De Guzman  
Co-Chairman: Chief, Statistical Sampling and Operations Division (SSOD) - Elsie B. Solidum  
Members:  
RD, NCR – Lourdes V. Homecillo  
RD, Region IVA – Rosalinda P. Bautista  
RD, Region III – Edgardo G. Pare  
Chief, BSSD - Katrina G. Esclamad  
Chief, Economic Indices and Indicators Division (EIID) – Rosie B. Sta. Ana  
OIC-Chief, Industry Statistics Division (ISD) – Dulce A. Regala  
Chief, Information Technology Systems and Research Division (ITSRD) – Veronica P. Pido  
Statistician IV, SSOD – Juanita B. Soriano  
Statistician IV, BSSD – Apolinar F. Oblea  
Statistician IV, Foreign Trade Statistics Section (FTSS) – Ma. Julieta P. Soliven  
Statistician IV, ISD – Josephine S. Albino  
Information Systems Analyst III, ITSRD – Noel P. Perez



Solicare Bldg. 1, R. Magsaysay Blvd. Sta. Mesa, Manila 1016  
P.O. Box 779, Manila Philippines  
Telephone: (632) 713-7074 • Telefax(632) 713-7073  
[www.census.gov.ph](http://www.census.gov.ph) • email address: [info@census.gov.ph](mailto:info@census.gov.ph)

Terms of Reference:

1. Reviews timetable of activities and work plans.
2. Reviews survey design including scope and coverage, data items, concepts and definitions.
3. Organizes consultative fora with stakeholders.
4. Reviews resource requirements (budget, hardware and manpower).
5. Monitors progress of Working Groups and resolves administrative, technical and operational issues that may arise.
6. Conducts regular monthly meetings and other meetings as the need arises.
7. Submits quarterly progress report to the Steering Committee.
8. Documents all proceedings of the Committee.
9. Performs other duties as directed by Steering Committee.

Secretariat: Statistician II, BSSD – Mari-Belle D. Dy  
Statistician II, BSSD – Glen G. Polo

**A. Working Group on Questionnaire Design, Manuals and Field Operations**

Chairman: OIC-Chief, ISD – Dulce Regala  
Co-Chairman: Chief, BSSD – Katrina Esclamad  
Members:

Chief, SSOD – Elsie Solidum  
Statistician IV, ISD – Josephine Albino  
Statistician IV, EIID – Elena Varona  
Statistician III, BSSD – Anilor Fontanilla  
Statistician III, BSSD – Carole Blanco  
Statistician III, BSSD – Jean Floirendo  
Statistician III, ISD – Anita Brevia  
Statistician III, ISD – Felicidad Hebron  
Computer Programmer III, ITSRD – Renato Asuncion  
Computer Programmer III, ITSRD – Florencio Atentar  
Statistician II, BSSD – Felisa Abad  
Statistician II, BSSD – Emerson Aquino  
Statistician II, BSSD – Mari-Belle Dy  
Statistician II, BSSD – Glen Polo  
Statistician II, ISD – Jonyper Molejon  
Statistician II, ISD – Cherilyn Cosico  
Statistician II, ISD – Sharon Martinez

Terms of Reference:

1. Designs ASPBI, SICT and SECE questionnaires and other forms.
2. Conducts pre-test of the questionnaires through Focus Group Discussions with data suppliers.
3. Prepares Field Operations Plan including spotchecking.
4. Prepares Field Operations and Processing Manual.
5. Prepares Central Office Processing Manual.
6. Prepares requirements for NSCB survey clearance.
7. Consolidates narrative reports on field operations including spotchecking.
8. Conducts bi-monthly meetings and other meetings as the need arises.
9. Submits monthly progress report to the Technical Committee
10. Documents all proceedings of the Working Group and prepares relevant chapter of the procedural history.
11. Performs other duties as directed by Technical Committee

Secretariat: Statistician I, ISD – Jennette Herrera  
Statistician I, ISD – Joyce Egsan  
Statistician I, ISD – Aldrich Erquiza

**B. Working Group on Sampling Design, Sample Selection and Estimation**

Chairman: Chief, SSOD – Elsie Solidum  
Vice-Chairman: Statistician IV, SSOD – Juanita Soriano  
Members:

Statistician III, BSSD – Jean Floirendo  
Statistician III, EIID – Karen Firshan  
Statistician III, ISD – Felicidad Hebron  
Statistician III, SSOD – Nenita Rebarter  
Statistician III, SSOD – Mario Ilagan II  
Information Systems Analyst III, ITSRD – Noel Perez  
Computer Programmer II, ITSRD – Rosalinda Sacdalan  
Statistician I, SSOD – Myra Yepes

**Terms of Reference:**

1. Determines and recommends scope and coverage for the ASPBI, SICT and SECE.
2. Reviews and develops sampling design for the ASPBI, SICT and SECE.
3. Prepares estimation procedures.
4. Prepares materials and presents sampling design for review and approval of Technical Committee and Steering Committee.
5. Draws samples for ASPBI, SICT and SECE.
6. Prepares control list of samples.
7. Conducts bi-monthly meetings and other meetings as the need arises.
8. Submits monthly progress report to the Technical Committee.
9. Documents all proceedings of the Working Group and prepares relevant chapter of the procedural history.
10. Performs other duties as directed by Technical Committee.

**Secretariat:** Statistician I, SSOD – Alex Polo  
Asst. Statistician, SSOD – Rizabelle Lorenzo  
Asst. Statistician, ITSD – Ismael Dayag Jr.

**C. Working Group on Training**

**Chairman:** Statistician IV, FTSS – Ma. Julieta Soliven  
**Co-Chairman:** Statistician III, FTSS – Soraya de Guzman  
**Members:**

Administrative Officer V, HRMD – Daisy Adlawan  
Statistician III, SSOD – Nenita Rebarter  
Computer Programmer III, ITSRD – Raymond Nimeno  
Statistician II, BSSD – Belinda Intalan  
Statistician II, BSSD – Glenda Angeles  
Statistician II, EIID – Edgar Valerio Jr.  
Statistician II, ISD – Thelma Lofranco  
Statistician II, ISD – Jonyper Molejon  
Statistician II, ISD – Cecilia Matienzo  
Statistician I, ISD – Jose Alvin Almedilla  
Statistician I, ISD – Marcelina Flores  
Statistician I, FTSS – Epifanio Cruz Jr.

**Terms of Reference:**

1. Prepares training plan and training design.
2. Prepares training materials and travel order.
3. Consolidates Narrative Reports of training.
4. Prepares Evaluation Form for Trainers and Trainees
5. Prepares Training Evaluation Report.
6. Conducts bi-monthly meetings and other meetings as the need arises.
7. Submits monthly progress report to the Technical Committee.
8. Documents all proceedings of the Working Group and prepares relevant chapter of the procedural history.
9. Performs other duties as directed by Technical Committee.

**Secretariat:** Statistician I, ISD – Robert Concepcion  
Asst. Statistician, SSOD – Leilan Suerte Lacbayan

**D. Working Group on Publicity and Data Dissemination**

**Chairman:** Chief, EIID – Rosie Sta. Ana  
**Co-Chairman:** OIC-Chief, DISD – Vincent Morris Olaivar  
**Members:**

PRO, Office of the Administrator – Cristy Oliveros  
HRMO IV, Human Resource Management Division – Hilda Ballefin  
Statistician III, SSOD – Nenita Rebarter  
Statistician III, EIID – Dulce Joy Sorino  
Computer Programmer III, ITSRD – Renato Asuncion  
Statistician II, BSSD – Belinda Intalan  
Statistician II, BSSD – Glenda Angeles  
Statistician II, EIID – Francis Manalili  
Statistician II, EIID – Robert Alegre  
Statistician II, ISD – Cecilia Matienzo  
Statistician II, SSOD – Elizabeth Pajigal



Terms of Reference:

1. Plans and implements publicity program.
2. Plans and organizes data dissemination fora.
3. Prepares publication plans.
4. Conducts bi-monthly meetings and other meetings as the need arises.
5. Submits monthly progress report to the Technical Committee.
6. Documents all proceedings of the Working Group and prepares relevant chapter of the procedural history.
7. Performs other duties as directed by Technical Committee.

Secretariat: Statistician I, EIID – Teresita Miranda  
Statistician I, EIID – Aldrin Nofies

**E. Working Group on Logistics and Budget Preparation**

Chairman: Statistician IV, BSSD – Apolinar Oblea  
Co-Chairman: Statistician III, ISD – Jennifer Pevidal  
Members:

Budget Officer IV, Budget Division – Evelyn Tolentino  
Administrative Officer IV, Supply - Federico Boncato Jr.  
Statistician III, EIID - Alicia Lorenzo  
Statistician II, BSSD – Wilfredo Montano Jr.  
Statistician II, BSSD – Ralph Bariata  
Statistician II, BSSD – Marivic Acosta  
Statistician II, ISD – Apolinario Rosario Jr.  
Statistician II, SSOD – Redempta Velilla  
Statistician I, BSSD – Harold Carpio  
Statistician I, FTSS – Epifanio Cruz Jr.  
Statistician I, BSSD – Blanca Niña Yabut  
Statistician I, BSSD – Randy Ami  
Statistician I, ISD – Jose Alvin Almedilla  
Statistician I, ISD – Jessica Eustacio  
Statistician I, SSOD – Alex Polo  
Statistician I, SSOD – Myra Yepes  
Freight Service Supervisor II, Administrative Services Division (ASD) – Vicente Cumagun

Terms of Reference:

1. Prepares budget/cost estimate
2. Prepares workload and manpower requirements.
3. Prepares allocation of supplies and materials, forms, questionnaires and manuals.
4. Coordinates with ASD the procurement of supplies and materials
5. Coordinates with the printing of questionnaires, manual and forms.
6. Coordinates with shipment of questionnaires, manual and materials to field offices.
7. Conducts bi-monthly meetings and other meetings as the need arises.
8. Submits monthly progress report to the Technical Committee.
9. Documents all proceedings of the Working Group and prepares relevant chapter of the procedural history.
10. Performs other duties as directed by Technical Committee.

Secretariat: Statistician I, BSSD – John Paul Sacop  
Asst. Statistician, ITSD – Louis Ceralde

**F. Working Group on Machine Processing**

Chairman: Chief, BSSD – Katrina Esclamad  
Co-Chairman: OIC-ISD – Dulce Regala  
Members:  
Chief, Information Technology Operations Division – Elpidio Nogales Jr.  
Statistician IV, ISD – Josephine Albino  
Information Systems Analyst III, ITSRD – Noel Perez  
Computer Programmer III, ITSRD – Raymond Nimenon  
Computer Programmer II, ITSRD – Enrique Maglalang  
Statistician III, BSSD – Carole Blanco  
Statistician III, BSSD – Anilor Fontanilla  
Statistician III, ISD – Anita Brevia  
Statistician III, SSOD – Mario Ilagan II

Statistician II, BSSD – Stephen Bello  
Statistician II, BSSD – Emerson Aquino  
Statistician II, BSSD – Ralph Bariata  
Statistician II, BSSD – Felisa Abad  
Statistician II, BSSD – Glen Polo  
Statistician II, ISD – Apolinario Rosario Jr.  
Statistician II, ISD – Thelma Lofranco  
Statistician II, ISD – Sharon Martinez  
Statistician II, ISD – Cherilyn Cosico  
Statistician I, BSSD – Belen Salvacion Aguilar  
Statistician I, ISD – Myrly Lilia Cuachin

Terms of Reference:

1. Prepares tabulation formats and specifications.
2. Prepares machine edit specifications including Monitoring and Tracking System.
3. Prepares computer systems design.
4. Develops computer programs.
5. Prepares Machine Processing Manual.
6. Conducts bi-monthly meetings and other meetings as the need arises.
7. Submits monthly progress report to the Technical Committee.
8. Documents all proceedings of the Working Group and prepares relevant chapter of the procedural history.
9. Performs other duties as directed by Technical Committee.

Secretariat: Statistician I, BSSD – Miriam Dumalaog  
Statistician I, BSSD – Randy Ami  
Statistician I, ISD – Nalyn Calias

THIS SPECIAL ORDER SHALL TAKE EFFECT IMMEDIATELY AND SHALL CONTINUE TO BE ENFORCED UNTIL THE COMPLETION OF THE DUTIES AND RESPONSIBILITIES AS SPECIFIED IN THE TERMS OF REFERENCE.

  
CARMELITA N. ERICTA  
Administrator

AO      DAO  
GAD      HRMD  
ITSD      BSSD      BD  
All persons concerned      EIID      ISD      SSOD

BSSD/GGP