

**VOLUME XIV**

**ISSN 1908 - 0425**

# **2010 ANNUAL SURVEY OF PHILIPPINE BUSINESS AND INDUSTRY**



## **ADMINISTRATIVE AND SUPPORT SERVICE ACTIVITIES**



Republic of the Philippines  
**NATIONAL STATISTICS OFFICE**  
Manila

# **2010 ANNUAL SURVEY OF PHILIPPINE BUSINESS AND INDUSTRY**

## **ADMINISTRATIVE AND SUPPORT SERVICE ACTIVITIES**



Republic of the Philippines  
**NATIONAL STATISTICS OFFICE**  
Manila



**REPUBLIC OF THE PHILIPPINES**

*His Excellency*

**PRESIDENT BENIGNO SIMEON C. AQUINO III**



**NATIONAL STATISTICS OFFICE**

**CARMELITA N. ERICTA**

*Administrator*

**PAULA MONINA G. COLLADO**

*Deputy Administrator*

**ISSN 1908 - 0425**

## FOREWORD

This volume contains the final results of the **2010 Annual Survey of Philippine Business and Industry (ASPBI)** for Section N (**Administrative and Support Service Activities**). The 2010 ASPBI was conducted in April 2011 with the year 2010 as the reference period of data, except for employment which is as of November 15, 2010.

Statistics on the number of establishments, employment, compensation, revenue, cost, fixed assets, capital expenditures, inventories, and value added are presented by region and industry sub-class for establishments with total employment of 20 and over. Furthermore, statistics for all establishments and establishments with total employment of less than 20 are presented at the national level by industry sub-class for easy reference of data users. Information contained in this report will be useful to government and non-government agencies in formulating and implementing economic plans and programs.

This Office acknowledges with sincere thanks and appreciation the cooperation of reporting establishments.



CARMELITA N. ERICTA  
Administrator

Manila, Philippines  
April 2013

# Table of Contents

	Page
<b>FOREWORD .....</b>	iii
<b>EXPLANATORY TEXT.....</b>	xv
Introduction .....	xv
Uses of Survey Data .....	xvi
ASPBI Slogan and Logo .....	xvii
Legal Authority .....	xvii
Scope and Coverage .....	xviii
Unit of Enumeration.....	xix
Survey Design .....	xx
Classification of Establishments .....	xx
Frame of Establishments .....	xxii
Sampling Design.....	xxiii
Sampling Units .....	xxiii
Sampling Domain .....	xxiv
Sample Size .....	xxvii
Sample Allocation .....	xxix
Sample Selection .....	xxxi
Estimation Procedure .....	xxxi
Questionnaire Design .....	xxxiv
Reference Period .....	xxxvi
Survey Operations .....	xxxvi
Preparatory Activities .....	xxxvi
Publicity .....	xxxvi
Training .....	xxxvii
Field Operations .....	xxxvii
Data Processing .....	xxxviii
Tabulation .....	xxxix
Dissemination .....	xl
Response Rate .....	xlii
Concepts and Definitions .....	xliii
Kinds of Establishments .....	xlv
Symbols and Abbreviations .....	xlvii

	<b>Page</b>
<b>BRIEF ANALYSIS.....</b>	<b>lv</b>
<b>Table</b>	
A Summary Statistics for Administrative and Support Service Activities Establishments for All Employment Sizes by Industry Group: Philippines 2010.....	lxi
B Summary Statistics for Administrative and Support Service Activities Establishments with Total Employment of 20 and Over by Industry Group Philippines, 2010 .....	lxiii
C Summary Statistics for Administrative and Support Service Activities Establishments with Total Employment of Less than 20 by Industry Group: Philippines, 2010 .....	lxv
D Summary Statistics for Administrative and Support Service Activities Establishments with Total Employment of 20 and Over by Region Philippines, 2010.....	lxvii
E Number of Establishments and Employment by Type and Sex of Worker for Administrative and Support Service Activities Establishments for All Employment Sizes by Industry Group: Philippines 2010.....	lxix
F1 Productivity Indicators for Administrative and Support Service Activities Establishments for All Employment Sizes by Industry Group: Philippines 2010.....	lxx
F2 Productivity Indicators for Administrative and Support Service Activities Establishments with Total Employment of 20 and Over by Industry Group Philippines, 2010.....	lxxi
F3 Productivity Indicators for Administrative and Support Service Activities Establishments with Total Employment of Less than 20 by Industry Group: Philippines, 2010 .....	lxxi

**STATISTICAL TABLES FOR ALL EMPLOYMENT SIZES: 2010****National  
Tables**

1	Summary Statistics for Administrative and Support Service Activities Establishments for All Employment Sizes by Industry Sub-Class: Philippines, 2010.....	3
2	Number of Establishments and Employment by Type and Sex of Worker for Administrative and Support Service Activities Establishments for All Employment Sizes by Industry Sub-Class: Philippines, 2010 .....	7
3	Number of Establishments and Compensation, Separation and Retirement Pay for Administrative and Support Service Activities Establishments for All Employment Sizes by Industry Sub-Class: Philippines, 2010.....	9
4	Number of Establishments and Revenue by Type for Administrative and Support Service Activities Establishments for All Employment Sizes by Industry Sub-Class: Philippines, 2010.....	11
4.1	Number of Establishments and Revenue from Main Activity by Type of Transaction for Administrative and Support Service Activities Establishments for All Employment Sizes by Industry Sub-Class: Philippines, 2010 .....	15
4.2	Number of Establishments and Value of Non-Industrial Services Done for Others by Type for Administrative and Support Service Activities Establishments for All Employment Sizes by Industry Sub-Class: Philippines, 2010.....	17
5	Number of Establishments and Cost by Type for Administrative and Support Service Activities Establishments for All Employment Sizes by Industry Sub-Class: Philippines, 2010.....	19
5.1	Number of Establishments and Cost of Industrial Services Done by Others by type for Administrative and Support Service Activities Establishments for All Employment Sizes by Industry Sub-Class: Philippines, 2010.....	27
5.2	Number of Establishments and Cost of Non-Industrial Services Done by Others by Type for Administrative and Support Service Activities Establishments for All Employment Sizes by Industry Sub-Class: Philippines, 2010.....	29

*Table of Contents - continued*

	<b>Page</b>
6      Number of Establishments and Capital Expenditures by Type of Tangible Fixed Assets for Administrative and Support Service Activities Establishments for All Employment Sizes by Industry Sub-Class: Philippines,2010.....	31
6.1    Number of Establishments and Capital Expenditures for Directly Imported Tangible Fixed Assets for Administrative and Support Service Activities Establishments for All Employment Sizes by Industry Sub-Class:Philippines,2010 .....	35
6.2    Number of Establishments and Capital Expenditures for Tangible Fixed Assets by Mode of Acquisition for Administrative and Support Service Activities Establishments for All Employment Sizes by Industry Sub-Class:Philippines,2010. ....	37
6.3    Number of Establishments and Capital Expenditures for Intangible Assets by Type for Administrative and Support Service Activities Establishments for All Employment Sizes by Industry Sub-Class: Philippines, 2010.....	39
7      Number of Establishments and Gross Additions to Tangible Fixed Assets for Administrative and Support Service Activities Establishments for All Employment Sizes by Industry Sub-Class: Philippines,2010. ....	41
7.1    Number of Establishments and Sale of Tangible Fixed Assets by Type for Administrative and Support Service Activities Establishments for All Employment Sizes by Industry Sub-Class:Philippines,2010. ....	43
7.2    Number of Establishments and Losses and Damages to Tangible Fixed Assets by Type for Administrative and Support Service Activities Establishments for All Employment Sizes by Industry Sub-Class: Philippines,2010 .....	47
8      Number of Establishments and Book Value by type of Tangible Fixed Assets for Administrative and Support Service Activities Establishments for All Employment Sizes by Industry Sub-Class: Philippines, 2010. ...	51
8.1    Number of Establishments and Value of Intangible Assets by Type for Administrative and Support Service Activities Establishments for All Employment Sizes by Industry Sub-Class: Philippines,2010 .....	55
9      Number of Establishments and Value of Inventories for Administrative and Support Service Activities Establishments for All Employment Sizes by Industry Sub-Class:.Philippines,2010.....	57



		<b>Page</b>
10	Number of Reporting Establishments and Nationality with Highest Capital Participation Rate as of December 31 for Administrative and Support Service Activities Establishments for All Employment Sizes by Industry Sub-Class: Philippines, 2010 .....	61
<b>STATISTICAL TABLES FOR ESTABLISHMENTS WITH TOTAL EMPLOYMENT OF 20 AND OVER: 2010</b>		
<b>National and Regional Tables</b>		
1a	Summary Statistics for Administrative and Support Service Activities Establishments with Total Employment of 20 and Over by Industry Sub-Class: Philippines, 2010.....	67
2a	Number of Establishments and Employment by Type and Sex of Worker for Administrative and Support Service Activities Establishments with Total Employment of 20 and Over by Industry Sub-Class: Philippines, 2010.....	79
3a	Number of Establishments and Compensation, Separation and Retirement Pay of Employees for Administrative and Support Service Activities Establishments with Total Employment of 20 and Over by Industry Sub-class: Philippines, 2010.....	85
4a	Number of Establishments and Revenue by Type for Administrative and Support Service Activities Establishments with Total Employment of 20 and Over by Industry Sub-Class: Philippines, 2010.....	91
4.1a	Number of Establishments and Revenue from Main Activity by Type of Transaction for Administrative and Support Service Activities Establishments with Total Employment of 20 and Over by Industry Sub-Class: Philippines, 2010.....	106
4.2a	Number of Establishments and Value of Non-Industrial Services Done for Others by Type for Administrative and Support Service Activities Establishments with Total Employment of 20 and Over by Industry Sub-Class: Philippines, 2010.....	112
5a	Number of Establishments and Cost by Type for Administrative and Support Service Activities Establishments with Total Employment of 20 and Over by Industry Sub-Class: Philippines, 2010.....	118

*Table of Contents - continued*

	<b>Page</b>
5.1a Number of Establishments and Cost of Industrial Services Done by Others by Type for Administrative and Support Service Activities Establishments with Total Employment of 20 and Over by Industry Sub-Class: Philippines, 2010.....	142
5.2a Number of Establishments and Cost of Non-Industrial Services Done by Others by Type for Administrative and Support Service Activities Establishments with Total Employment of 20 and Over by Industry Sub-Class: Philippines, 2010.....	148
6a Number of Establishments and Capital Expenditures by Type of Tangible Fixed Assets for Administrative and Support Service Activities Establishments with Total Employment of 20 and Over by Industry Sub-Class: Philippines, 2010.....	154
6.1a Number of Establishments and Capital Expenditures for Directly Imported Tangible Fixed Assets for Administrative and Support Service Activities Establishments with Total Employment of 20 and Over by Industry Sub-Class: Philippines, 2010.....	166
6.2a Number of Establishments and Capital Expenditures for Tangible Fixed Assets by Mode of Acquisition for Administrative and Support Service Activities Establishments with Total Employment of 20 and Over by Industry Sub-Class: Philippines, 2010.....	172
6.3a Number of Establishments and Capital Expenditures for Intangible Assets by Type for Administrative and Support Service Activities Establishments with Total Employment of 20 and Over by Industry Sub-Class: Philippines, 2010.....	178
7a Number of Establishments and Gross Additions to Tangible Fixed Assets for Administrative and Support Service Activities Establishments with Total Employment of 20 and Over by Industry Sub-Class: Philippines, 2010.....	184
7.1a Number of Establishments and Sale of Tangible Fixed Assets by Type for Administrative and Support Service Activities Establishments with Total Employment of 20 and Over by Industry Sub-Class: Philippines, 2010.....	190
7.2a Number of Establishments and Losses and Damages to Tangible Fixed Assets by Type for Administrative and Support Service Activities Establishments with Total Employment of 20 and Over by Industry Sub-Class: Philippines, 2010.....	202

*Table of Contents - continued*

		<b>Page</b>
8a	Number of Establishments and Book Value by Type of Tangible Fixed Assets for Administrative and Support Service Activities Establishments with Total Employment of 20 and Over by Industry Sub-Class: Philippines, 2010.....	214
8.1a	Number of Establishments and Value of Intangible Assets by Type for Administrative and Support Service Activities Establishments with Total Employment of 20 and Over by Industry Sub-Class: Philippines, 2010.....	226
9a	Number of Establishments and Value of Inventories for Administrative and Support Service Activities Establishments with Total Employment of 20 and Over by Industry Sub-class: Philippines, 2010.....	232
10a	Number of Reporting Establishments and Nationality with Highest Capital Participation Rate as of December 31 for Administrative and Support Service Activities Establishment with Total Employment of 20 and Over by Industry Sub-Class: Philippines, 2010.....	245

**STATISTICAL TABLES FOR ESTABLISHMENTS WITH TOTAL  
EMPLOYMENT OF LESS THAN 20: 2010**

**National  
Tables**

1b	Summary Statistics for Administrative and Support Service Activities Establishments with Total Employment of Less Than 20 by Industry Sub-Class: Philippines, 2010.....	259
2b	Number of Establishments and Employment by Type and Sex of Worker for Administrative and Support Service Activities Establishments with Total Employment of Less Than 20 by Industry Sub-Class: Philippines, 2010.....	263
3b	Number of Establishments and Compensation, Separation and Retirement Pay of Employees for Administrative and Support Service Activities Establishments with Total Employment of Less Than 20 by Industry Sub-class: Philippines, 2010.....	265
4b	Number of Establishments and Revenue by Type for Administrative and Support Service Activities Establishments with Total Employment of Less Than 20 by Industry Sub-Class: Philippines, 2010.....	267

*Table of Contents - continued*

	<b>Page</b>
4.1b Number of Establishments and Revenue from Main Activity by Type of Transaction for Administrative and Support Service Activities Establishments with Total Employment of Less Than 20 by Industry Sub-Class: Philippines, 2010.....	271
4.2b Number of Establishments and Value of Non-Industrial Services Done for Others by Type for Administrative and Support Service Activities Establishments with Total Employment of Less Than 20 by Industry Sub-Class: Philippines, 2010.....	273
5b Number of Establishments and Cost by Type for Administrative and Support Service Activities Establishments with Total Employment of Less Than 20 by Industry Sub-Class: Philippines, 2010.....	275
5.1b Number of Establishments and Cost of Industrial Services Done by Others by Type for Administrative and Support Service Activities Establishments with Total Employment of Less Than 20 by Industry Sub-Class: Philippines, 2010.....	283
5.2b Number of Establishments and Cost of Non-Industrial Services Done by Others by Type for Administrative and Support Service Activities Establishments with Total Employment of Less Than 20 by Industry Sub-Class: Philippines, 2010.....	285
6b Number of Establishments and Capital Expenditures by Type of Tangible Fixed Assets for Administrative and Support Service Activities Establishments with Total Employment of Less Than 20 by Industry Sub-Class: Philippines, 2010.....	287
6.1b Number of Establishments and Capital Expenditures for Directly Imported Tangible Fixed Assets for Administrative and Support Service Activities Establishments with Total Employment of Less Than 20 by Industry Sub-Class: Philippines, 2010.....	291
6.2b Number of Establishments and Capital Expenditures for Tangible Fixed Assets by Mode of Acquisition for Administrative and Support Service Activities Establishments with Total Employment of Less Than 20 by Industry Sub-Class: Philippines, 2010.....	293
6.3b Number of Establishments and Capital Expenditures for Intangible Assets by Type for Administrative and Support Service Activities Establishments with Total Employment of Less Than 20 by Industry Sub-Class: Philippines, 2010.....	295
7b Number of Establishments and Gross Additions to Tangible Fixed Assets for Administrative and Support Service Activities Establishments with Total Employment of Less Than 20 by Industry Sub-Class: Philippines, 2010.....	297

*Table of Contents - continued*

	<b>Page</b>
7.1b Number of Establishments and Sale of Tangible Fixed Assets by Type for Administrative and Support Service Activities Establishments with Total Employment of Less Than 20 by Industry Sub-Class: Philippines, 2010.....	299
7.2b Number of Establishments and Losses and Damages to Tangible Fixed Assets by Type for Administrative and Support Service Activities Establishments with Total Employment of Less Than 20 by Industry Sub-Class: Philippines, 2010.....	303
8b Number of Establishments and Book Value by Type of Tangible Fixed Assets for Administrative and Support Service Activities Establishments with Total Employment of Less Than 20 by Industry Sub-Class: Philippines, 2010.....	307
8.1b Number of Establishments and Value of Intangible Assets by Type for Administrative and Support Service Activities Establishments with Total Employment of Less Than 20 by Industry Sub-Class: Philippines, 2010.....	311
9b Number of Establishments and Value of Inventories for Administrative and Support Service Activities Establishments with Total Employment of Less Than 20 by Industry Sub-class: Philippines, 2010.....	313
10b Number of Reporting Establishments and Nationality with Highest Capital Participation Rate as of December 31 for Administrative and Support Service Activities Establishments with Total Employment of Less Than 20 by Industry Sub-Class: Philippines, 2010.....	317
 <b>APPENDICES</b>	
<b>Appendix 1</b> ASPBI Form 5 Questionnaire .....	323
<b>Appendix 2</b> 2010 ASPBI: Sampling Strata by Sector .....	335
<b>Appendix 3</b> 2010. ASPBI Technical Working Groups .....	337

## EXPLANATORY TEXT

### INTRODUCTION

The Annual Survey of Philippine Business and Industry (ASPBI) is one of the designated statistical activities of the National Statistics Office (NSO). It is a nationwide undertaking designed to collect and generate information on the levels, structure, and trends of economic activities in the entire country. The 2010 ASPBI was conducted in 2011 with 2010 as reference year.

The 2009 Philippine Standard Industrial Classification (PSIC) was adopted for the first time in this survey round. This is the latest version of the industry classification in the country released by the NSCB after the 1994 PSIC was amended in 2002. It conforms with the International Standard Industrial Classification (ISIC) Revision 4 prescribed by the United Nations, but with modifications to suit national situation and requirement. The PSIC is a statistical classification of all economic activities, designed as a guide and a comprehensive framework for securing uniformity and comparability of both the government and private sectors. With the adoption of the 2009 PSIC, the ASPBI now covered 18 out of the 21 sectors of the Philippine economy, as compared to 14 out of 17 in the 1994 PSIC.

Presented in Table 1 are the series of each sector included in the annual surveys of establishments.

TABLE 1 Survey Series by Sector

Sector	N <sup>th</sup> Series	Sector	N <sup>th</sup> Series
Agriculture, Forestry and Fishing <sup>1/</sup>	17 <sup>th</sup>	Information and Communication <sup>2/</sup>	28 <sup>th</sup>
Mining and Quarrying	27 <sup>th</sup>	Financial and Insurance Activities	28 <sup>th</sup>
Manufacturing	41 <sup>st</sup>	Real Estate Activities <sup>3/</sup>	28 <sup>th</sup>
Electricity, Gas, Steam and Air Conditioning Supply	27 <sup>th</sup>	Professional, Scientific and Technical Services <sup>3/</sup>	28 <sup>th</sup>
Water Supply, Sewerage, Waste Management and Remediation Activities <sup>2/</sup>	1 <sup>st</sup>	Administrative and Support Service Activities <sup>3/</sup>	28 <sup>th</sup>
Construction	27 <sup>th</sup>	Education	28 <sup>th</sup>
Wholesale and Retail Trade, Repair of Motor Vehicles and Motorcycles	32 <sup>nd</sup>	Human Health and Social Work Activities	28 <sup>th</sup>

*Continued*

**TABLE 1 – Concluded**

Sector	N <sup>th</sup> Series	Sector	N <sup>th</sup> Series
Transportation and Storage	27 <sup>th</sup>	Arts, Entertainment and Recreation <sup>4/</sup>	28 <sup>th</sup>
Accommodation and Food Service Activities <sup>5/</sup>	28 <sup>th</sup>	Other Service Activities <sup>4/</sup>	28 <sup>th</sup>

**Notes:**

<sup>1/</sup> Fishing was combined in this sector

<sup>2/</sup> Newly created sectors

<sup>3/</sup> Activities separated from 1994 PSIC, Major Division K (Real Estate, renting and business activities)

<sup>4/</sup> Activities separated from 1994 PSIC, Major Division O (Other Community, Social and Personal Service Activities)

<sup>5/</sup> Formerly Hotels and Restaurants in the 1994 PSIC

**Uses of Survey Data**

Data collected from the 2010 ASPBI constitute bases upon which the government and the private sector can formulate policies and evolve economic development plans.

Specifically, the survey results are used in:

- constructing national and regional income accounts of the Philippine economy
- formulating development strategies and monitoring plans/policies in the attainment of national and regional goals
- determining and comparing regional economic structure and performance
- valuating conditions of the economy, employment and income perspective in order to make more informed decisions
- evaluating business options, assessing opportunities for new investments and estimating market shares of industries
- providing updates for the frame of establishments.

## ASPBI Slogan and Logo

*Providing Statistics for a Globally Competitive Economy* is the slogan of the census/survey of establishments since the 2000 Census of Philippine Business and Industry. Along with the slogan is the logo shown below.



The logo, which is a stylistic representation of the Filipino flag, capsulizes the objectives of the 2010 ASPBI.

The golden sun represents the vision of hope which reaches out like the sun's rays for the improvement of the quality of life of all Filipinos; the red chart, the desired trend of the country's economic progress; the white building, the businesses and industries that propel the growth of the economy; while the blue background symbolizes the cooperation between and among the data providers, data producers and data users.

## LEGAL AUTHORITY

The conduct of the 2010 ASPBI was undertaken by authority of the following legislative acts and presidential directives:

- Commonwealth Act No. 591 An Act to Create the Bureau of the Census and Statistics to consolidate statistical activities of the government therein which was approved on August 19, 1940. This empowers the Bureau, among other things, to prepare for and undertake all censuses of population, agriculture, industry and commerce.

### Penalty Clause

Section 3 of the Commonwealth Act No. 591 states that:

"... Any person who fails or refuses to accomplish, mail or deliver such questionnaire or form received by him to the Bureau of the Census and Statistics...or any person who in accomplishing any such questionnaire or form, knowingly gives data or information which shall prove to be materially untrue in any particular, or any person who signs such questionnaire or form after it has been accomplished in the knowledge that it is untrue in any particular shall upon conviction, be punished ..."

### Confidentiality of Information

Section 4 of the Commonwealth Act No. 591 states that:

"Data furnished the Bureau of the Census and Statistics by an individual, corporation, partnership, institution or business enterprise shall not be used as evidence in any court or in any public office either as evidence for or against the individual, corporation, association, partnership, institution or business enterprise from whom such data emanates; nor shall such data or information be divulged to any person except authorized employees of the Bureau of the Census and Statistics, acting in the performance of their duties; nor shall data be published except in the form of summaries or statistical tables in which no reference to an individual, corporation, association, partnership, institution, or



business enterprise shall appear. Any person violating the provisions of this section shall, upon conviction, be punished by a fine of not more than six hundred pesos or by imprisonment for not more than six months, or by both."

- Presidential Decree No. 418 dated March 20, 1974 reconstituted the Bureau of the Census and Statistics as a new agency to be known as the National Census and Statistics Office (NCSO), under the administrative supervision of the National Economic Development Authority (NEDA).
- Executive Order No. 121 Reorganization Act of the Philippine Statistical System, dated August 4, 1987 renamed the National Census and Statistics Office (NCSO) to National Statistics Office which shall be the major statistical agency responsible for generating general purpose statistics and undertaking such censuses and surveys.
- Executive Order 352 Designation of Statistical Activities that will generate critical data for decision-making by the Government and the Private Sector, dated July 1, 1996.
- Executive Order 5 **Strengthening** the National Statistics Office, dated July 29, 1998.

## SCOPE AND COVERAGE

The 2010 ASPBI is a nationwide undertaking confined to the formal sector of the economy and as such excludes the informal sector. The following comprise the formal sector:

1. Corporations and partnerships
2. Cooperatives and foundations
3. Single proprietorship with employment of 10 or more
4. Single proprietorship with branches

Starting with the 2006 Census of Philippine Business and Industry and thereafter, all establishment censuses and surveys conducted by NSO cover only the formal sector. The decision to include only the formal sector was based on the contribution of this group to the value added of the major sectors. In particular, the 2003 and 2005 ASPBI results showed that the contribution of the formal sector was at least 50 percent of value added. In 11 of the 14 sectors, value added of the formal sector ranged from 80 to 100 percent of the total.

Another consideration was the quality of the survey frame. The survey frame was extracted from the List of Establishments (LE). The series of updating operations since 1999 focused more on the updating of the formal sector. Budgetary constraint was the reason why coverage was limited to these economic units.

The absence of a clear delineation between household operated activities and businesses was one of the problems encountered in the creation of the frame. Limiting the coverage of the survey to the formal sector clearly defines the units in the survey frame.

Thus, the 2010 ASPBI covered only the following economic units:

- All establishments with total employment (TE) of 10 and over, and

- All establishments with TE of less than 10, except those establishments with Legal Organization = 1 (single proprietorship) and Economic Organization = 1 (single establishment), that are engaged in economic activities classified according to the 2009 Philippine Standard Industrial Classification (PSIC).

Listed below are the economic activities within the scope of the 2010 ASPBI.

TABLE 2 Scope of the 2010 ASPBI

Industry Code	Economic Activity	Industry Code	Economic Activity
A	Agriculture, Forestry and Fishing	J	Information and Communication
B	Mining and Quarrying	K	Financial and Insurance Activities
C	Manufacturing	L	Real Estate Activities
D	Electricity, Gas, Steam, and Air Conditioning Supply	M	Professional, Scientific and Technical Activities
E	Water Supply; Sewerage, Waste Management and Remediation Activities	N	Administrative and Support Service Activities
F	Construction	P	Education
G	Wholesale and Retail Trade; Repair of Motor Vehicles and Motorcycles	Q	Human Health and Social Work Activities
H	Transportation and Storage	R	Arts, Entertainment, and Recreation
I	Accommodation and Food Service Activities	S	Other Service Activities

## UNIT OF ENUMERATION

The unit of enumeration in the 2010 ASPBI was the establishment. An establishment is defined in the United Nations International Recommendations on Industrial Statistics as:

*“an economic unit under a single ownership or control, i.e., under a single legal entity, engaged in one or predominantly one kind of economic activity at a single fixed location.”*

In actual practice, however, there were difficulties in applying the ideal definition so the establishment is defined in operational terms to take into account the organization and record keeping practices of certain sectors by making the single location and activity criteria more flexible. Thus, the operational definition of an establishment is as follows:

*“the unit that is engaged in the production of the most homogenous group of goods and services, usually at one location, but sometimes over a wider area, for which separate records are available that can provide data concerning the production of these goods and services and the materials, labor and physical resources used in the production.”*

The above definition is applicable to the following: Construction; Transportation and Storage; Telecommunications activities; Other monetary intermediation; Activities of holding companies; Investment company operation; Investment house operation; Securities dealership, own account; Credit card activities; Venture capital corporation operation; Life insurance; Non-life insurance; Reinsurance for Life and Non-life insurance; Pension funding; Activities auxiliary to insurance and pension funding; Fund management activities; Real estate buying, selling, renting, leasing and operating of self-owned/ leased apartment building, non-residential and dwellings; Real estate buying, developing, subdividing and selling; Cemetery and columbarium development , selling, renting, leasing and operation of self-owned cemetery/columbarium (including burial crypt); Investigation and security activities; Travel agency and tour operators; Other reservation service and related activities; Electric cooperatives; and Water district cooperatives. It is then necessary to use the *kind-of-activity unit* for these sectors. A kind-of-activity unit differs from the establishment as there is no restriction with respect to the geographical areas in which a given kind of activity is carried on by a single legal entity.

## **SURVEY DESIGN**

### **Classification of Establishments**

An establishment is categorized by its economic organization, legal organization, industrial classification, employment size, and geographic location.

Economic Organization (EO). This relates to the organizational structure or role of the establishment in the organization. The following are the types of EO:

- *Single establishment* (EO=1) is an establishment which has neither branch nor main office.
- *Branch only* (EO=2) is an establishment which has a separate main office located elsewhere.
- *Establishment and main office* (EO=3), both located in the same address and with branch/es elsewhere.
- *Main office only* (EO=4) is the unit which controls, supervises and directs one or more establishments of an enterprise.
- *Ancillary unit other than Main Office* (EO=5) is the unit that operates primarily or exclusively for a related establishment or group of related establishments or its parent establishment and provides goods or services that support but do not become part of the output of those establishments.

Legal Organization (LO). This provides the legal basis for ownership of the establishment. The following are the types of LO:

- *Single Proprietorship* (LO=1) is a business establishment organized, owned and managed by one person, who alone assumes the risk of the business enterprise.
- *Partnership* (LO=2) is an association of two or more individuals for the conduct of a business enterprise based upon an agreement or contract between or among them to contribute money, property or industry into a common fund with the intention of dividing profits among themselves.
- *Government Corporation* (LO=3) is a corporation organized for private aim, benefit or purpose with the government as the majority stockholder, regardless of whether they are stock or non-stock corporations.
- *Stock Corporation* (LO=4) is an ordinary business corporation organized by private persons, created and operated for the purpose of making a profit which may be distributed in the form of dividends to stockholders on the basis of their invested capital.
- *Non-Stock Corporation* (LO=5) is a business corporation who does not issue stock to its members and are created not to profit but for the public good and welfare. Of this character are most of the religious, social, literary, scientific, civic and political organizations and societies.
- *Cooperative* (LO=6) is an organization composed primarily of small producers and/or consumers who voluntarily join together to form a business enterprise, which they themselves own, control and patronize.
- *Others* (LO=7) are organizations not classified in any of the above classification like private associations, foundations, non-government organizations, etc.

Industrial Classification. The industrial classification of an economic unit was determined by the activity from which it derives its major income or revenue. The 2009 PSIC was utilized to classify economic units according to their economic activities. It was approved for adoption by government agencies and instrumentalities through NSCB Resolution No.2 Series 2010 signed on February 10, 2010. It was used for the first time for the ASPBI. The 2009 PSIC is aligned with the International Standard Industrial Classification of all Economic Activities (ISIC) Revision 4, as officially released by the United Nations Statistics Division on August 11, 2008 for adoption by countries in their revised national classifications by 2010. The 2009 PSIC took into account the significant changes on the relative importance of various economic activities in the country that have taken place since 2002. It is linked with the ASEAN Common Industrial Classification (ACIC) as approved by the AHSOM (ASEAN Heads of Statistical Offices) in November 2006.

The 2009 PSIC consists of alpha character and five numeric digits. The alpha character, which represents the sector or section, is denoted by the characters A to U. The first two numeric digits represent the division; the first three numeric digits, the group; the first four digits, the class; and the five digits, the sub-class.

Establishment Size. The size of an establishment was determined by its total employment. The following were the employment size classifications used in the survey:

TABLE 3 Employment Size and Code

TE Code	Total Employment	TE Code	Total Employment
0	1 – 4	5	100 – 199
1	5 – 9	6	200 – 499
2	10 – 19	7	500 – 999
3	20 – 49	8	1000 – 1999
4	50 – 99	9	2000 and over

Geographic Classification. Establishments were also classified by geographic area using the Philippine Standard Geographic Classification (PSGC). The PSGC is a systematic classification and coding of geographic areas in the country. It contains the latest updates on the official number of regions, provinces, cities, municipalities, and barangays in the Philippines.

For the 2010 ASPBI, the PSGC as of December 31, 2010 was adopted. It consists of the 17 administrative regions as approved under Executive Order No. 36 dated 19 September 2001 (*Providing for the Reorganization of the Administrative Regions in Mindanao...*) and Executive Order No. 103 dated 17 May 2002 (*Dividing Region IV into Region IV-A and Region IV-B, transferring the province of Aurora to Region III*).

### Frame of Establishments

The frame for the 2010 ASPBI was extracted from the 2010 List of Establishments (LE). This frame was used to draw the sample establishments for the survey.

The 2010 LE was the combined result of the following:

- Mail inquiries of “no matched” establishments from Top 15,000 Corporations, 2009 edition
- PEZA list as of February 28, 2010
- Clark Subic Marketing Directory
- Board of Investments list of registered projects from 2000-2009
- SEC partial list of partnerships from 2003-2008
- NSO's 2009 Traders list of importers and exporters
- Jollibee Group of Companies
- Various websites

The 2009 ASPBI, 2009 Survey of Information and Communication Technology (SICT), 2009 Survey of Tourism Establishments in the Philippines (STEP) and other regular surveys conducted by the Industry and Trade Statistics Department (ITSD) provided updates on characteristics and status of sample establishment and business births.

An estimate from the 2010 LE showed that there were about 778,000 establishments in operation in the country in 2010. Distribution of these establishments reveals that about 610,000 establishments (78.0%) were classified as the informal sector and the remaining 168,000

establishments were considered as the formal sector. A total of 150,000 (89%) establishments classified in the formal sector were within the coverage of the 2010 ASPBI and thus, comprised the frame of the survey.

## SAMPLING DESIGN

The 2010 ASPBI used stratified systematic sampling with 5-digit PSIC serving as industry strata and employment size as the second stratification variable.

### Sampling Units

Generally, the sampling units for the sections, except Construction, and Transportation and Storage, were single establishment (EO = 1), branch only (EO=2), and establishment and main office (EO=3). For Construction, Transportation and Storage, and selected industry group/class/sub-class, the sampling units were single establishment (EO = 1), establishment and main office (EO=3), and main office only (EO=4). The branches of these establishments do not strictly meet the criteria for defining an establishment as these are classified as kind-of-activity units.

For Government-Owned-and-Controlled Corporations (GOCCs), the sampling units were those with EO=1, 3 and 4. Presented in Table 4 are the sampling units by industry.

TABLE 4 Sampling Units by Industry

Industry Code	Industry Description	EO
A	Agriculture, Forestry and Fishing	1, 2, 3
B	Mining and Quarrying	1, 2, 3
C	Manufacturing	1, 2, 3
D	Electricity, Gas, Steam and Air Conditioning, except D35100 Electric Cooperatives with LO=6	1, 2, 3
D35100	Electric power generation, transmission and distribution ( Electric Cooperatives with LO=6)	1, 3, 4
E	Water Supply; Sewerage, Waste Management and Remediation Activities, except E36000 (Water District with LO=6)	1, 2, 3
E36000	Water collection, Treatment and Supply (Water District with LO=6)	1, 3, 4
F	Construction	1, 3, 4
G	Wholesale and Retail Trade; Repair of Motor Vehicles and Motorcycles	1, 2, 3
H	Transportation and Storage	1, 3, 4
I	Accommodation and Food Service Activities	1, 2, 3
J	Information and Communication except Telecommunications Activities (J61)	1, 2, 3
J61	Telecommunications activities	1, 3, 4

Industry Code	Industry Description	EO
K	Financial and Insurance Activities, except K6419, K64921, K64301, K64302, K64303, K64200, K64924, K651, K652, K662	1, 2, 3
K6419	Other monetary intermediation	1, 3, 4
K64921	Credit card activities	1, 3, 4
K64301	Investment company operation	1, 3, 4
K64302	Investment house operation	1, 3, 4
K64303	Securities dealership, own account	1, 3, 4
K64200	Financial holding company activities	1, 3, 4
K64924	Venture capital corporation	1, 3, 4
K651	Life and non-life insurance companies	1, 3, 4
K652	Life and non-life reinsurance companies	1, 3, 4
K662	Pre-need plan activities; insurance agents and brokers; Insurance activities, n.e.c.	1, 3, 4
L	Real estate activities, except L68110, L68120, L68130	1, 2, 3
L68110	Real estate buying, selling, renting, leasing and operating of self owned/leased apartment building, non-residential and dwellings	1, 3, 4
L68120	Real estate buying, developing, subdividing and selling	1, 3, 4
L68130	Cemetery and columbarium development, selling, renting, leasing and operation of self-owned cemetery/columbarium	1, 3, 4
M	Professional, Scientific and Technical Activities	1, 2, 3
N	Administrative and Support Service Activities, except N80, N791, N799	1, 2, 3
N80	Security and investigation activities	1, 3, 4
N791	Travel agency and tour operators	1, 3, 4
N799	Other reservation service and related activities	1, 3, 4
P	Education	1, 2, 3
Q	Human Health and Social Work Activities	1, 2, 3
R	Arts, Entertainment and Recreation	1, 2, 3
S	Other Service Activities	1, 2, 3

### Sampling Domain

For establishments with TE of 20 and over, the domains were the region and industry, with employment size as the stratification variable. For establishments with TE of less than 20, the whole country and industry were the domains with employment size as the stratification variable.

### Geographic Domain

For establishments with TE of less than 20, the geographic domain was the whole country. For those with TE of 20 and over, the geographic domains were the 17 administrative regions of the country. Hence, the samples of the 2010 ASPBI with TE of 20 and over can provide estimates up to the regional level while those with TE of less than 20 at the national level.

Table 5 lists the geographic domains (regions) and the provinces comprising the region.

TABLE 5 Geographic Domains and Its Composition

Region	Province
National Capital Region (NCR)	City of Manila, Quezon City Mandaluyong City, Marikina City Pasig City, San Juan City, Caloocan City Malabon City, Navotas City Valenzuela City, Makati City, Pateros Taguig City, Parañaque City Las Piñas City, Muntinlupa City, Pasay City
Cordillera Administrative Region (CAR)	Abra, Apayao, Benguet, Ifugao, Kalinga Mountain Province
Region I – Ilocos Region	Ilocos Norte, Ilocos Sur, La Union, Pangasinan
Region II – Cagayan Valley	Batanes, Cagayan, Isabela, Nueva Vizcaya Quirino
Region III – Central Luzon	Aurora, Bataan, Bulacan, Nueva Ecija Pampanga, Tarlac, Zambales
Region IV-A – CALABARZON	Cavite, Laguna, Batangas, Rizal, Quezon
Region IV-B – MIMAROPA	Occidental Mindoro, Oriental Mindoro Marinduque, Romblon, Palawan
Region V – Bicol Region	Albay, Camarines Norte, Camarines Sur Catanduanes, Masbate, Sorsogon
Region VI – Western Visayas	Aklan, Antique, Capiz, Guimaras, Iloilo Negros Occidental
Region VII – Central Visayas	Bohol, Cebu, Negros Oriental, Siquijor
Region VIII – Eastern Visayas	Biliran, Leyte, Southern Leyte, Eastern Samar Northern Samar, Western Samar
Region IX – Zamboanga Peninsula	Zamboanga del Norte, Zamboanga del Sur Zamboanga Sibugay, Isabela City



TABLE 5 --- *Concluded*

Region	Province
Region X – Northern Mindanao	Bukidnon, Camiguin, Lanao del Norte Misamis Occidental, Misamis Oriental
Region XI – Davao Region	Compostela Valley, Davao del Norte Davao del Sur, Davao Oriental
Region XII – SOCCSKSARGEN	North Cotabato, Sarangani, South Cotabato Sultan Kudarat, Cotabato City
Autonomous Region in Muslim Mindanao (ARMM)	Lanao del Sur, Maguindanao (excluding Cotabato City), Sulu, Tawi-Tawi Basilan (excluding Isabela City)
Caraga	Agusan del Sur, Agusan del Norte, Dinagat Island, Surigao del Sur, Surigao del Norte

### Industry Domain

The 2010 ASPBI used the 5-digit level of the 2009 PSIC as its industry domains. This was done to enable also the production of data from the amended 1994 PSIC to the 2009 PSIC with emphasis on the sub-classes that were split into two or more ISIC codes; and to provide data for Information and Communications Technology (ICT) and other emerging industries.

There were 1,228 industry sub-classes (5-digit PSIC) which constituted the industry domains for both establishments with TE of 20 and over and TE of less than 20. Table 6 presents the distribution of the number of industry domains by section of the 2009 PSIC.

TABLE 6 Number of Industry Domains by Section

Section	Number of Industry Domains
A	157
B	32
C	476
D	3
E	8
F	15
G	178
H	54

TABLE 6 --- *Concluded*

Section	Number of Industry Domains
I	20
J	39
K	44
L	6
M	38
N	74
P	13
Q	25
R	18
S	28
<b>Total</b>	<b>1,228</b>

### Employment Stratum

For the 2010 ASPBI, the TE sizes were either combined or taken as a group to comprise an employment stratum and were limited to only five strata for all sections. The basic consideration for grouping was the concentration of establishments in the TE sizes.

Within the industry domains for each section, the establishments were grouped according to the following employment stratum:

TABLE 7 Employment Stratum

Employment Stratum	
TE 1 - 9	(size 0 & 1)
TE 10 - 19	(size 2)
TE 20 - 49	(size 3)
TE 50 - 99	(size 4)
TE 100 & over	(size 5 to 9)

### **Sample Size**

The sample size of the 2010 ASPBI was maintained at the same level as that of 2009 ASPBI for manageability. This was necessary to provide for data at the aligned amended 1994 PSIC with the 2009 PSIC. The timeliness of retrieval of the questionnaires and release of final results were also primary considerations why the number of samples should still be kept to a minimum. Given the importance of the results of the ASPBI to the Philippine System of National Accounts (PSNA), the sample size has to be at a manageable level without compromising the reliability

and accuracy of the survey returns. The shorter processing time before the release of results and scarce manpower and financial resources were also considered. Other considerations include: the acceptable sampling error and the level of disaggregation of the estimates with due concern for confidentiality and shorter processing time.

In general, the TE 100 and over was a *certainty stratum* for all sectors. The employment strata TE of 20 and over, whose establishments are considered as 'large' units comprised the *certainty strata* for selected industries in sectors Manufacturing (PSIC C); and Wholesale and Retail Trade, Repair of Motor Vehicles and Motorcycles (PSIC G).

*A **certainty stratum** is defined as the employment stratum whose sampling ratio is 100 percent. In this stratum, all establishments are taken as certainty samples, i.e. the selection probability is 1 and the sampling weight is 1. On the other hand, a **non-certainty** stratum is the employment stratum where only sample establishments are taken.*

For all sectors except B and D, those identified as the Information and Communication Technology (ICT) core industries, the employment strata in TE of less than 20 were considered as non-certainty strata.

The following sectors were, however, taken on a 100 percent basis regardless of employment stratum because of the relatively small number of their population.

- Mining and Quarrying (B)
- Electricity, Gas , Steam and Air Conditioning Supply (D)

#### Sample Size for TE of Less Than 20

The sample size for establishments with TE of less than 20 was determined by applying the specified sampling rates for each employment stratum (that is, separately for strata TE 1-9 and TE 10 -19) of the industry domain (5-digit PSIC) at the national level. The total sample size for establishments with TE of less than 20 was 15,228 establishments.

#### Sample Size for TE of 20 and Over

The sample size for establishments with TE of 20 and over was obtained by applying the specific sampling rates for the  $i^{th}$  employment stratum in the  $h^{th}$  industry stratum at the national level and then allocated to geographic domain (region). The aggregate sample size for TE of 20 and over in all sectors was 14,070 establishments.

Thus, the total number of samples for the 2010 ASPBI was 29,298 establishments. Table 8 shows the distribution of samples by section and by employment size.

TABLE 8 Number of Samples by Section and by Employment Size

Section	Industry Description	Number of Samples		
		Total	Less than 20	20 and over
<b>Total</b>		<b>29,298</b>	<b>15,228</b>	<b>14,070</b>
A	Agriculture, Forestry and Fishing	811	221	590
B	Mining and Quarrying	162	79	83
C	Manufacturing	5,774	1,957	3,817
D	Electricity, Gas, Steam and Air Conditioning Supply	251	46	205
E	Water Supply; Sewerage, Waste Management and Remediation Activities	238	72	166
F	Construction	624	124	500
G	Wholesale and Retail Trade; Repair of Motor Vehicles and Motorcycles	8,159	5405	2754
H	Transportation and Storage	922	352	570
I	Accommodation and Food Service Activities	1,904	972	932
J	Information and Communication	2,082	1,437	645
K	Financial and Insurance Activities	1,427	910	517
L	Real Estate Activities	444	280	164
M	Professional, Scientific and Technical Activities	977	659	318
N	Administrative and Support Service Activities	1,597	618	979
P	Education	1,835	749	1,086
Q	Human Health and Social Work Activities	835	378	457
R	Arts, Entertainment and Recreation	384	227	157
S	Other Service Activities	872	742	130

### Sample Allocation

#### Sample Allocation for TE of Less Than 20 (Strata TE 1-9 and TE 10-19)

No allocation was done in these strata, as the sample sizes were determined at the 5-digit PSIC (industry domain) and national level.

Minimum sample size was set to 3 establishments and maximum of 100 establishments per cell (industry domain and employment stratum), However, when the total number of establishments (*N*) in the cell was equal to or less than the set minimum sample size, all establishments in that cell were taken as samples.

### Sample Allocation for TE of 20 and Over (Strata TE 20-49 and TE 50-99)

Proportional allocation was used in allocating the number of samples in the sampling strata of TE 20-49 and TE 50-99 of the industry domain and employment stratum at the regional level. Basis of allocation was the number of establishments ( $N$ ) in the region by industry domain and by employment stratum.

Minimum sample size was also set to 3 establishments and maximum of 10 establishments per cell (industry domain, employment stratum and region). However, when the total number of establishments ( $N$ ) in the cell was equal to or less than the set minimum sample size, all establishments in that cell were taken as samples.

The number of samples for each employment stratum of the industry domain at the national level was allocated by region. The formula used was,

$$n_{hij} = \frac{N_{hij}}{N_{hi}} \times n_{hi}$$

where:

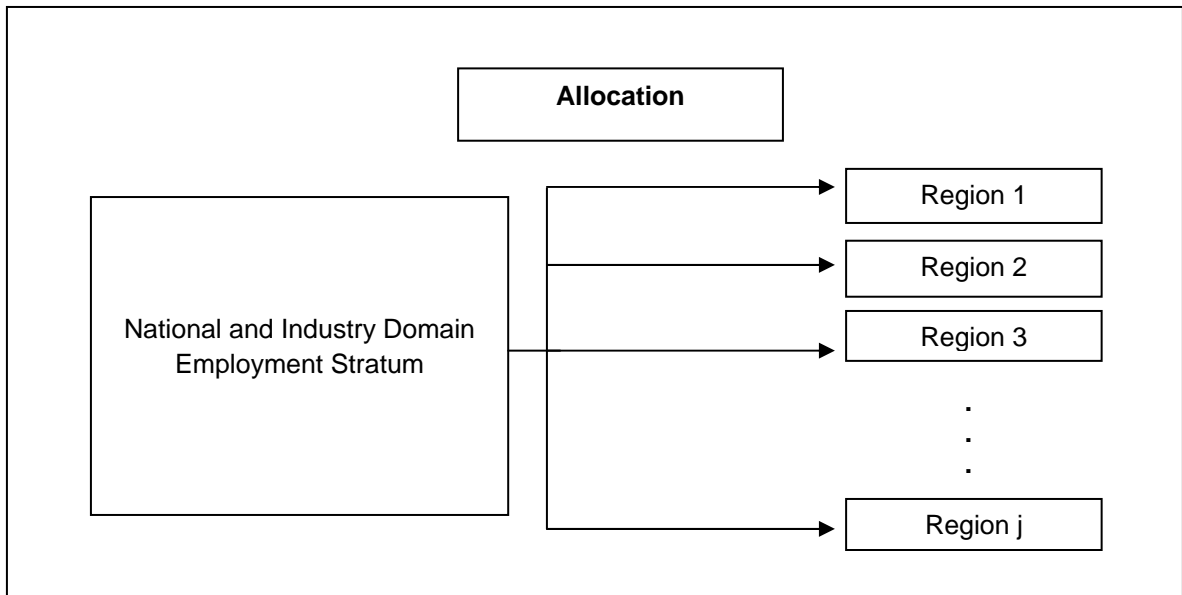
$N_{hij}$  = total number of establishments in the  $j^{th}$  region of the  $i^{th}$  employment stratum in the  $h^{th}$  industry domain

$N_{hi}$  = total number of establishments in the  $i^{th}$  employment stratum of the  $h^{th}$  industry domain

$n_{hij}$  = number of sample establishments in the  $j^{th}$  region of the  $i^{th}$  employment stratum in the  $h^{th}$  industry domain

$n_{hi}$  = number of sample establishments in the  $i^{th}$  employment stratum of the  $h^{th}$  industry domain

**FIGURE 1 Sample Allocation Diagram for TE of 20 and Over  
(Strata TE 20-49 and TE 50-99)**



## Sample Selection

For all sectors, sample establishments in the sampling strata of TE of less than 20 were selected using systematic sampling by industry domain and employment stratum. For each industry domain and employment stratum, the establishments were sorted by region, province from highest total employment to lowest total employment, business name, and Establishment Control Number (ECN).

For each of the sampling strata of TE of 20 and over, that is TE 20-49 and TE 50-99, sample establishments were selected using systematic sampling within the region. For each region in the employment stratum and industry domain, the establishments were sorted by province from highest total employment to lowest total employment, business name and ECN.

Systematic sampling was chosen so that sample employment values are spread out. Resulting from having representative samples for each TE size in the employment stratum. Likewise, this mode of sampling will somehow provide implicit stratification of TE by employment size group, thus avoiding all sample establishments with low TE values or high TE values. A special program designed by the information Resources Department was used to draw the samples.

## Estimation Procedure

### For Establishments with TE of Less Than 20

#### a. Non-certainty Stratum

The estimate of the total of a characteristic ( $\hat{X}_s$ ) for the non-certainty employment stratum TE less than 20 in the  $s^{th}$  industry domain was

$$\hat{X}_s = \sum_{j=1}^{n_s} W_{sj} x_{sj}$$

where:

$s$  denotes the non-certainty employment strata in TE of less than 20

$x_{sj}$  = value of the  $j^{th}$  establishment in the non-certainty employment stratum in TE of less than 20 in the  $s^{th}$  industry domain

$j = 1, 2, 3, \dots, n_s$  establishments

$W_{sj}$  = weight of the  $j^{th}$  establishment in the non-certainty employment stratum in TE of less than 20 in the  $s^{th}$  industry domain

$$W_{sj} = N_s / n_s$$

$N_s$  = total number of establishments in the non-certainty employment stratum in TE of less than 20 in the  $s^{th}$  industry domain

$n_s$  = number of sample establishments in the non-certainty employment stratum in TE of less than 20 in the  $s^{th}$  industry domain

b. Certainty Stratum

The estimate of the total of a characteristic ( $\hat{X}_c$ ) for the certainty employment stratum in the  $c^{th}$  industry domain was

$$\hat{X}_c = \sum_{j=1}^{m_c} x_{cj}$$

where:

$c$  denotes the certainty employment strata in TE of less than 20 in the  $c^{th}$  industry domain

$x_{cj}$  = value of the  $j^{th}$  establishment in the certainty employment strata in TE of less than 20 in the  $c^{th}$  industry domain

$j$  = 1, 2, 3, ...,  $m_c$  establishments

$m_c$  = number of establishments in the certainty employment strata in TE of less than 20 in the  $c^{th}$  industry domain

c. Total Estimate for TE of Less Than 20

For all sections except B and C, national level estimates of the total of a characteristic ( $X_d$ ) for the industry domain was obtained by aggregating the estimates for all employment strata (non-certainty and certainty) in the same industry domain,

$$X_d = \sum \hat{X}_s + \sum \hat{X}_c$$

where  $d$  denotes the industry domain.

For Establishments with TE of 20 and Over

a. Non-Certainty Stratum (strata of TE 20 to 49 and TE 50 to 99 for Sections D, G, H, K, M and N)

The estimate of the total of a characteristic ( $\hat{X}_{sp}$ ) for the non-certainty employment strata in TE of 20 and over for selected industry domain in each region was

$$\hat{X}_{sp} = \sum_{j=1}^{n_{sp}} W_{spj} x_{spj}$$

where:

$s$  denotes the non-certainty employment strata in TE of 20 and over

$p$  = 1, 2, ..., 17 regions (geographic domains)

$x_{spj}$  = value of the  $j^{th}$  establishment in the non-certainty employment strata in TE of 20 and over for an industry domain in each region

$j$  = 1, 2, 3,  $n_{sp}$  establishments

$W_{spj}$  = weight of the  $j^{th}$  establishment in the non-certainty employment strata in TE of 20 and over for an industry domain in each region

$$W_{spj} = N_{sp} / n_{sp}$$

$N_{sp}$  = total number of establishments in the non-certainty employment strata in TE of 20 and over for an industry domain in each region

$n_{sp}$  = number of sample establishments in the non-certainty employment strata in TE of 20 and over for an industry domain in each region

b. Certainty Stratum

The estimate of the total of a characteristic ( $\hat{X}_{cp}$ ) for the certainty employment stratum in TE of 20 and over in an industry domain in each region was

$$\hat{X}_{cp} = \sum_{j=1}^{m_{cp}} x_{cpj}$$

where:

$c$  denotes the certainty employment strata in TE of 20 and over

$p$  = 1, 2,..., 17 regions (geographic domains)

$x_{cpj}$  = value of the  $j^{th}$  establishment in the certainty employment strata in TE of 20 and over in an industry domain within each region

$j$  = 1, 2, 3,  $m_{cp}$  establishments

$m_{cp}$  = number of establishments in the certainty employment strata in TE of 20 and over in an industry domain within each region

c. Total Estimate for TE of 20 and Over

The estimate of the total of a characteristic ( $X_{dp}$ ) for the industry domain in each region (geographic domain) was obtained by aggregating the estimates for all employment strata (non-certainty and certainty) in the same industry domain,

$$X_{dp} = \sum \hat{X}_{sp} + \sum \hat{X}_{cp}$$

where  $dp$  denotes the industry domains in each region.

National level estimates of the characteristics by industry domain were obtained by aggregating separately the estimates ( $X_{dp}$ ) for the particular industry domain from all the regions.

Weight Adjustment Factor for Non-Response

To account for non-response in the non-certainty strata, the adjustment factor ( $n/n'$ ) was multiplied with the sampling weight ( $W$ ) of each of the sampling unit. The sampling weight, defined as  $N/n$ , was recomputed as

$$W' = \frac{N}{n} \times \frac{n}{n'} = \frac{N}{n'} \quad \text{General Formula}$$



Thus, the adjusted weight ( $W'_{sj}$ ) for employment stratum in TE 1-9 or TE 10-19 was

$$W'_{sj} = \frac{N_s}{n_s} \times \frac{n_s}{n'_s} = \frac{N_s}{n'_s}$$

where:

$N_s$  = total number of establishments in the employment stratum in TE 1-9 or TE 10-19 in the  $s^{th}$  industry domain

$n'_s$  = number of responding establishments in the employment stratum in TE 1-9 or TE 10-19 in the  $s^{th}$  industry domain

For the non-certainty employment stratum for the selected industry domain with TE 20-99, the adjusted weight ( $W'_{spj}$ ) was

$$W'_{spj} = \frac{N_{sp}}{n_{sp}} \times \frac{n_{sp}}{n'_{sp}} = \frac{N_{sp}}{n'_{sp}}$$

where:

$N_{sp}$  = total number of establishments in the non-certainty employment stratum with TE 20-99 for the selected industry domain within each geographic domain (region)

$n'_{sp}$  = number of responding establishments in the non-certainty employment stratum with TE 20-99 for the selected industry domain within each geographic domain (region)

## Questionnaire Design

### Survey Questionnaires

The 2010 ASPBI utilized five types of questionnaires, each with corresponding NSCB approval number and an expiration date of March 31, 2012. These questionnaires were designed after taking into consideration the requirements of the main users. Table 9 lists the questionnaire type, spot color and NSCB Approval number specific for the sectors.

TABLE 9 Types of Questionnaires

Questionnaire Type	Sector	Spot Color	NSCB Approval No.
ASPBI Form 1	Agriculture, Forestry and Fishing	Green	NSO-1102-01
ASPBI Form 2	Mining and Quarrying; Manufacturing; Electricity, Gas, Steam and Air-conditioning Supply; and Water Supply; Sewerage, Waste Management and Remediation Activities	Yellow	NSO-1102-02
ASPBI Form 3	Construction	Orange	NSO-1102-03
ASPBI Form 4	Wholesale and Retail Trade; Repair of Motor Vehicles and Motorcycles	Red	NSO-1102-04
ASPBI Form 5	Business and Services (for Sectors H, I, J, K, L, M, N, P, Q, R, and S)	Blue	NSO-1102-05

## Data Items

Listed in Table 10 are the data items found in the 2010 ASPBI questionnaires.

TABLE 10 List of Data Items

Item No.	Description
(Cover Page)	Name and Address of the Establishment and Its Reporting Unit
	Control Panel for Establishment Characteristics (For NSO Use Only)
1	Business and Registered Name in 2010, Company Website and Tax Identification Number (TIN)
2	Economic Activity or Business in 2010
3	Year Started Operation
4	Legal Organization in 2010
5	Economic Organization in 2010
	Name and Address of Main Office and Contact Person in Main Office
6	Capital Participation as of 31 December 2010
7	Number of Paid Employees as of 15 November 2010
8	Number of Unpaid Workers as of 15 November 2010
9	Total Employment as of 15 November 2010
10	Number of Production/Construction Workers as of 15 November 2010 (only in ASPBI Form 2 and ASPBI Form 3)
11	Total Hours Worked by Production/Construction Workers in 2010 (only in ASPBI Form 2 and ASPBI Form 3)
12	Gross Salaries and Wages Paid in 2010
13	Total Employer's Contributions to SSS/GSIS, etc. paid in 2010
14	Total Revenue in 2010
15	Subsidies Received in 2010
16	Total Cost Incurred in 2010
17	Capital Expenditures and Sale of Tangible Fixed Assets, including Losses and Damages in 2010
18	Capital Expenditures for All Tangible Fixed Assets by Mode of Acquisition in 2010
19	Capital Expenditures for Intangible Assets in 2010
20	Book Value of Tangible Fixed Assets as of 31 December 2010
21	Book Value of Intangible Assets as of 31 December 2010
22	Average Capacity Utilization Rate in 2010 (only in ASPBI Form 2)
23	Inventories in 2010
24	Branches, Divisions, Plants Owned and Controlled (for Main Office)

*Continued*

TABLE 10 --- *Concluded*

Item No.	Description
25	Remarks
	Certification
	Contact Person
	<i>Processing Information (For NSO Use Only)</i>

### Reference Period

All information collected in the 2010 ASPBI refers to calendar year 2010 except for employment data, which is as of November 15, 2010.

### SURVEY OPERATIONS

The 2010 ASPBI consisted of the following major phases of survey operation: preparatory activities; training; field operations; data processing; tabulation and data dissemination; and evaluation and documentation.

#### Preparatory Activities

NSO officials, subject-matter statisticians and selected Information and Resources Department (IRD) staff undertook the planning activities for the 2010 ASPBI with the organization of the Steering Committee, Technical Committee and Working Groups under Special Order No. 2011-7 dated January 5, 2011. Activities undertaken during this phase included the updating of the frame, questionnaire design and content, publicity campaign, clearance process, budget preparation, manual preparation, training plans, sample design and selection, preparation of edit specifications, preparation of tabulation formats and specifications, computer systems design and program development, recruitment of statistical researchers, printing of survey forms and manuals, preparation for shipment of survey materials, and other related activities.

#### Publicity

Publicity campaign was done to inform and educate the general public of the basic information and importance of the 2010 ASPBI and its rider surveys. It aimed to solicit support from government and non-government agencies, business organizations, and target respondents in the early submission of reports. Display of 2010 ASPBI streamers and posters were done in the central office and in the field offices.

## Training

Training for the field operations and processing was done in two phases, as follows: (1) Field Operations, and (2) Training for Data Processing.

### Phase I - Training for Field Operations

Training for Field Operations and Field Editing was done in three levels, as follows:

- Task Force training. The first level training was conducted on March 7 to March 9, 2011 in Tagaytay City. Field operation procedures, technical and administrative aspects of the survey were discussed extensively in this training. It was attended by Industry and Trade Statistics Department (ITSD) Statisticians and selected IRD staff who then served as trainers for the 2<sup>nd</sup> and 3<sup>rd</sup> level trainings.
- Second level training. The second level training was conducted on March 22 to 23, 2011 in all Regional Offices, except National Capital Region (NCR), with Task Force training participants as trainers. Regional Directors, Provincial Statistics Officers, OICs, Regional Statisticians and Regional Statistical Staff (with at least SG 11) responsible for establishment surveys and Provincial Statisticians or Provincial Statistical Staff (with at least SG 13) participated in this training.
- Third level training. This training was conducted in all provinces and six districts of NCR on March 28 to 29, 2011 with participants in the second level training as trainers. One ITSD staff who attended the Task Force training was assigned to assist the 3<sup>rd</sup> level trainers in selected provinces. Participants to this training were the Provincial Statistical Staff, District Statistics Officers (DSOs), Statistical Coordination Officers (SCOs), and hired Statistical Researchers (SRs). For each NCR district three (3) Task Force Training participants were assigned as trainers

### Phase II - Training for Data Processing

- Training for Manual Processing. The first training was conducted on December 9 and 10, 2011. Editing instructions and folioing were discussed thoroughly in this training. Participants were the ITSD subject-matter staff and hired statistical researcher.
- Training for Machine Processing. Data encoding, verification of error listing, completeness and summary file report were discussed thoroughly in this training. Participants to this training were ITSD subject matter staff and selected ITSRD staff.

A Workshop on Edit, Table and Format Specifications was carried out on March 17 to 19, 2012 in Antipolo City, Rizal. This was participated in by subject-matter specialists and IRD staff who were responsible in preparing standard tabulation formats, and consistency and edit specifications for the five types of questionnaires.

## Field Operations

### Distribution of Questionnaires

Distribution of questionnaires for the 2010 ASPBI, including that of the rider survey, was done by SCOs, Provincial Staff, and hired SRs through personal delivery of the questionnaires to the sample establishments. E-questionnaires (excel format) were also sent to sample establishments with e-mail accounts. This activity was done from April 1-30, 2011.

### Collection of Questionnaires

Collection of accomplished questionnaires commenced 10 days after the distribution. The collection phase was programmed from third week of April to second week of June 2011. For regions with large workload such as NCR and Region IV-A, timetable for collection was until February 2012. Actual collection of accomplished questionnaires was extended up to April 2012 to allow more time for collection of establishments that were considered as industry leaders.

### Supervision

The Regional Directors, Provincial Statistics Officers, and Regional and Provincial Statisticians conducted close supervision of collection and editing of questionnaires to ensure the quality of data and completeness of survey returns.

### Receipt and Control

A Monitoring and Tracking System (MTS) was developed by IRD and adopted by field offices to keep track the distribution, collection, and transmittal of questionnaires and MTS data files. At the same time, a control list of sample establishments was made available where information on the status of the questionnaire was recorded. The MTS facilitated preparation and early submission of progress reports to ITSD since field offices can submit them electronically.

A central office version of the MTS was utilized by ITSD to monitor the distribution, collection and submission of questionnaires and MTS data files from the provincial offices to the Central Office. Consolidated progress reports and status reports were prepared regularly to inform the management and field offices on the progress of the survey operations.

### **Data Processing**

Processing or editing of accomplished questionnaires was done to check for the completeness, validity, consistency, and reasonableness of data. It consisted of two stages: manual editing and machine processing.

### Manual Processing

Manual processing of questionnaires was done in three levels, as follows:

- Field editing of data was done by the field staff, hired SRs and Provincial Staff upon collection of the accomplished questionnaire from the sample establishment. The objective is to check for completeness and consistency of entries in the questionnaire, following the instructions provided in the Field Operations and Processing Manual. Any missing data was corrected at this stage as this can be immediately verified from the respondent.
- Verification of data was done by Provincial Staff upon receipt of the accomplished questionnaires from the field staff and hired SRs to check for the completeness as well as for the consistencies and validity of entries. In some instances, the staff contacted

directly the establishments through phone call or sent email inquiries to verify some inconsistent or missing data.

- Review of accomplished questionnaires to check the consistency and reasonableness of entries and processing of consolidated reports were done by the ITSD subject-matter staff. Consolidated reports of enterprises were disaggregated at the firm level using ratios and proportions of the individual firms to enterprise. Moreover, the review process validated the status of establishments that were non-responding and reported closed, cannot be located, transferred, and out of scope. Telephone inquiry was extensively utilized to verify information from the establishment's contact person. The internet was also used to obtain information on the contact address and to research for information on the status of the establishment.

### Machine processing

Machine processing consisted of data entry, validation of data, encoding of updates, generation and verification of completeness of questionnaires report, summary file report and statistical tables.

A microcomputer-based machine processing and tabulation system for the 2010 ASPBI was developed by the staff of the IRD using MySQL software. The 2010 ASPBI computer system has four modules designed for processing the survey data. These modules are the data entry, validation, export, and tabulation.

Data entry and all other machine processing activities were done by the subject-matter staff.

### Imputation Procedure

Data of non-responding establishments were imputed manually and electronically based on the established imputation methods. Sources of information were from previous reports of the same establishment or from report of other responding establishment with similar characteristics, financial statements filed at Securities and Exchange Commission, and other establishment-based surveys.

Sample establishments that were either out of scope, duplicate or closed belonging in the certainty stratum were not imputed.

### **Tabulation**

Tabulation included generation and evaluation of preliminary and final statistical tables. The statistical tables were evaluated for internal and external consistency of data.

The statistical tables were presented at the national level for all employment sizes and for establishments with TE of less than 20. For establishments with TE of 20 and over, the statistical tables were presented at the national and regional levels for all sections except for section B which is at the national level only. The statistical tables were further disaggregated by industry sub-class (5-digit) and in some cases by industry group (3-digit).

## Statistical Disclosure Control

Section 4 of Commonwealth Act No. 591 requires that the data of individual business firms be kept confidential. To avoid disclosure of information of individual establishment, statistical tables do not provide information for any industry group or sub-class wherein the number of establishments is less than three. Figures relating to such industries were either suppressed or combined with those of other related industries in accordance with the guidelines on statistical disclosure control of data for establishments' survey.

## **Dissemination**

Survey results were disseminated in the form of Special Releases posted on the NSO website, data dissemination seminars, and publication reports.

National data dissemination seminar was conducted on October 4, 2012 at Intercontinental Manila in Makati City to inform the stakeholders on the preliminary results of the survey. This was attended by selected respondents of the survey, representatives from different government agencies, and media organizations.

Regional data disseminations were also conducted from November to February 2013 by NSO Regional Field Offices. Attendees were representatives from both government and non-government organizations and some respondents of the survey who were considered industry leaders in their respective regions. Table 11 shows the list and schedule of the regional data dissemination seminars.

TABLE 11 Schedule of 2010 ASPBI/SICT Regional Data Dissemination Fora

Region	Date	Time	Venue	CO Resource Person
NCR	6-Feb-13	8:30 AM – 12 NN	Century Park Hotel, Malate, Manila	Ms. Estela T. de Guzman, Director, ITSD
CAR	14-Dec-12	8:00 AM – 12 NN	Solibao Restaurant, Heritage Mansion, Baguio City	Ms. Soraya De Guzman, Statistician IV
I - Ilocos Region	21-Nov-12	9:00 AM – 2:00 PM	Sea & Sky Hotel, San Fernando City, La Union	Ms. Josephine S. Albino, Statistician IV
II - Cagayan Valley	21-Nov-12	8:00 AM – 12 NN	Pulsar Hotel, Tuguegarao City	Ms. Blanca Nina A. Yabut, Statistician II
III - Central Luzon	14-Dec-12	8:00 AM – 12 NN	Epatha Social Action Center of Pampanga (SACOP), City of San Fernando, Pampanga	Ms. Mari-belle Dy, Statistician III
IVA - CALABARZON	6-Dec-12	8:30 AM – 12 NN	Montevista Hot spring and Conference Center, Calamba City	Ms. Juanita B. Soriano, Statistician IV
IVB - MIMAROPA	21-Nov-12	1:30 PM – 5:00 PM	Ferraren Hills Resort, Calapan City	Mr. Apolinar F. Oblea, Statistician IV
V - Bicol Region	21-Nov-12	8:30 AM – 3:00 PM	Hotel St. Ellis, Legaspi City	Mr. Glen G. Polo, Statistician II
VI - Western Visayas	12-Dec-12	8:30 AM – 2:00 PM	Iloilo Grand Tower, Iloilo City	Ms. Paula Monina G. Collado Deputy Administrator
VII - Central Visayas	21-Nov-12	9:00 AM – 12 NN	Golden Peak Tower, Cebu City	Mr. Emerson M. Aquino, Statistician III

Region	Date	Time	Venue	CO Resource Person
VIII - Eastern Visayas	21-Nov-12	1:30 PM – 5:00 PM	Alejandro Hotel, Tacloban City	Ms. Ma. Julieta P. Soliven, Statistician IV
IX – Zamboanga Peninsula	21-Nov-12	1:30 PM – 5:00 PM	Garden Orchid Hotel, Zamboanga City	Mr. Jonyper C. Molejon, Statistician II
X - Northern Mindanao	19-Nov-12	1:00 PM – 5:00 PM	Chali Beach Resort, Cagayan De Oro City	Ms. Cherilyn C. Cosico, Statistician II
XI - Davao Region	21-Nov-12	8:00 AM – 12 NN	Grand Regal Hotel, Davao City	Ms. Soraya De Guzman, Statistician IV
XII - SOCCSKSARGEN	17-Dec-12	8:30 AM – 12 NN	Fred Ann's Foodhaus, Koronadal City	Ms. Jean C. Floirendo, Statistician III
XIII - Caraga	18-Dec-12	9:00 AM – 2:30 PM	Almont Hotel's Inland Resort, Butuan City	Ms. Carole A. Blanco, Statistician III
ARMM	21-Nov-12	2:00 PM – 5:00 PM	Estosan Garden Hotel, Cotabato City	Ms. Nenita P. Rebarter, Statistician III

Special Releases for the 18 sections and economy-wide final results were made available to the general public at the NSO website prior to the availability of the publications. Final survey results were printed in 20 volumes as shown in Table 12. About 250 copies shall be printed for each volume of all sections except for Manufacturing and Wholesale and Retail Trade with 400 copies each.

TABLE 12 Publication Volumes by Section

Volume Number	Section
I	Agriculture, Forestry and Fishing
II	Mining and Quarrying
III-A	Manufacturing (All Employment Sizes and TE of Less Than 20)
III-B	Manufacturing (TE of 20 and Over)
IV	Electricity, Gas, Steam and Air Conditioning Supply
V	Water Supply; Sewerage, Waste Management and Remediation Activities
VI	Construction
VII	Wholesale and Retail Trade; Repair of Motor Vehicles and Motorcycles
VIII	Transportation and Storage
IX	Accommodation and Food Service Activities
X	Information and Communication
XI	Financial and Insurance Activities
XII	Real Estate Activities
XIII	Professional, Scientific and Technical Activities



Volume Number	Section
XIV	Administrative and Support Service Activities
XV	Education
XVI	Human Health and Social Work Activities
XVII	Arts, Entertainment and Recreation
XVIII	Other Service Activities
XIX	Economy-Wide Results

## Response Rate

The overall response rate at the national level was 95.14 percent. For establishments with total employment of less than 20, the response rate was 95.17 percent while that for establishments with total employment of 20 and over, 95.12 percent.

Response rate included receipts of “good” questionnaires, partially accomplished questionnaires, consolidated reports, reports of closed, cannot be located, moved out or transferred, out of scope, refusals, duplicates and referrals. Table 13 shows the response rate by section and by employment size.

TABLE 13 Response Rates by Section and by Employment Size

Section	Description	Response Rate		
		Total	Less than 20	20 and over
<b>Philippines</b>		95.1	95.2	95.1
A	Agriculture, Forestry and Hunting	97.4	95.5	98.1
B	Mining and Quarrying	93.2	93.7	92.8
C	Manufacturing	95.4	96.1	95.1
D	Electricity, Gas, Steam and Air Conditioning Supply	95.1	90.0	95.8
E	Water Supply, Sewerage, Waste Management and Remediation Activities	98.7	100.0	98.2
F	Construction	95.7	96.8	95.4
G	Wholesale and Retail Trade; Repair of Motor Vehicles and Motorcycles	94.1	93.4	94.5
H	Transportation and Storage	94.5	96.3	93.5
I	Accommodation and Food Service Activities	94.3	94.8	93.9
J	Information and Communication	96.4	96.9	95.4

Section	Description	Response Rate		
		Total	Less than 20	20 and over
K	Financial and Insurance Activities	91.6	91.1	92.4
L	Real Estate Activities	93.0	93.2	92.7
M	Professional, Scientific and Technical Activities	96.0	95.8	96.5
N	Administrative and Support Service Activities	94.5	95.6	93.8
P	Education	98.6	98.1	99.0
Q	Human Health and Social Work Activities	97.1	96.6	97.6
R	Arts, Entertainment and Recreation	97.4	97.8	96.8
S	Other Service Activities	95.9	96.0	95.4

## Concepts and Definitions

**Book value** is the initial value or acquisition cost of tangible fixed assets less accumulated depreciation.

**Capital participation** refers to the claims of individuals against capital/equity by foreign and/or local investors.

**Capital expenditures** refer to the cost of acquisition of tangible fixed assets, intangible assets, and non-produced assets acquired in 2010 whether or not full payments have been made. Assets received from other establishments belonging to the same enterprise are valued as though purchased.

**Cost** refers to all expenses incurred during the year whether paid or payable. Valuation is at purchaser prices including taxes and other charges, net of rebates, returns and allowances. Goods and services received by the establishment from other establishments of the same enterprise are valued as though purchased.

**Depreciation** is the total amount set aside for the year to cover the decreases in value of tangible fixed assets owned by the establishment because of foreseen obsolescence, wear and tear as a result of operation and normal amount of accidental damage.

**Economic activity** is the establishment's source of income. If the establishment is engaged in several activities, its main economic activity is that which earns the biggest income or revenue.

**Gross addition to tangible fixed assets** is equal to capital expenditures less sale of fixed assets, including land.

**Inventories** refer to the stock of goods owned by and under the control of the establishment as of a fixed date, regardless of where the stocks are located. Valuation should be at current replacement cost in purchaser (market) prices. Replacement cost is the cost of an item in terms of its present price rather than its original cost.

*Change in inventories* is equivalent to the value of inventories at the end of the year less the value of inventories at the beginning of the year.

**Losses and damages** refer to the decrease in the book value of tangible fixed assets due to theft, major catastrophe, and other accidental destructions.

**Major alterations and improvements** are done to increase the performance or capacity of existing tangible fixed assets or to significantly extend their previous expected service lives.

**New tangible fixed assets** refer to brand new fixed assets acquired during the year, including directly or newly imported tangible fixed assets.

**Revenue** includes cash received and receivables for goods/products and by-products sold and services rendered. Valuation is at producer prices (ex-establishment), net of discounts, and allowances, including duties and taxes but excluding subsidies.

**Salaries and wages** are payments in cash or in kind to all employees, prior to deductions for employee's contributions to SSS/GSIS, withholding tax, etc. Included are total basic pay, overtime pay, and other benefits.

*Other benefits* include vacation, sick and maternity leave pay, bonuses, cost of living allowances, food, uniforms, housing, commissions paid for salaried employees, commutable transportation and representation allowances, and share of catch/harvest given to employees as salaries and wages. Excluded are costs of working clothes, reimbursable transportation and representation allowances, and separation, retirement, terminal pay, gratuities, etc.

*Overtime pay* is payment given for extra hours worked.

**Sale of tangible fixed assets** refer to the actual amount received/realized (**not** book value) from the sale of tangible fixed assets during the year including the value of tangible fixed assets transferred to other establishments of the same enterprise.

**Social contributions** refer to payments made by the employer on behalf of the employees. Examples are SSS, GSIS, Employees Compensation Commission (ECC), Phil health and PAG-IBIG.

**Subsidies** refer to special grants received from the government in the form of financial assistance or tax exemption or tax privilege given by the government to aid and develop an industry.

**Tangible fixed assets** are physical assets expected to have productive lives of more than one year and intended for use and/or being used by the establishment. Included are land, buildings, other structures and land improvements, transport equipments, machinery and other equipments, furniture, fixtures, and other fixed assets.

**Tangible fixed assets produced on own account** refer to the physical assets produced by the establishment for its own use. It is valued as the cost of all work put in place, including overhead.

**Taxes on products and production** refer to all taxes, other than income tax, incidental to the production or sale of goods and services that are chargeable as expenses including business license, BIR stamps, real estate tax and other local taxes.

**Total employment** is the number of persons who worked in for the establishment as of November 15, 2010.

*Paid employees* are all persons working in the establishment and receiving pay, as well as those working away from the establishment paid by and under the control of the establishment. Included are all employees on sick leave, paid vacation or holiday. Excluded are consultants, home workers, receiving pure commissions only, and workers on indefinite leave.

*Unpaid workers* are persons working for at least one third of the working time normal to the establishment and do not receive regular pay.

*Working owners* are owners who are actively engaged in the management but do not receive regular pay, i.e. not included in the payrolls. Managers and directors of corporations working for pay are reported as managers.

**Used tangible fixed assets** refer to those that have been used previously within the country.

**Value added** is gross output *less* intermediate cost. Gross output for administrative support service activities is the sum of the total revenue (less interest income, rent income from land, dividend income, royalty income and franchise income), capital expenditures of fixed assets produced on own account and change in inventories. Intermediate input is equal to the sum of the following cost items: materials and supplies purchased; fuels, lubricants, oils and greases purchased; electricity and water purchased; cost of industrial services done by others; cost of non-industrial services done by others; goods purchased for resale; research and experimental development expense; environmental protection expense; royalty fee; and franchise fee and other cost.

## Kinds of Establishments

<i>Agriculture Establishment</i>	Farms, plantation, hacienda, ranch, or company engaged in the production of agricultural crops, livestock, poultry and other animals including animal products; firm providing agricultural, animal husbandry and horticultural services.
<i>Forestry Establishment</i>	Company engaged in logging operations; planting, replanting and conservation of forest; hunting, trapping and game propagation.
<i>Fishing Establishment</i>	Firm or company engaged in ocean, coastal and inland fishing; operation of fish farms, fishponds, fish pen; pearl farms and other fishing activities.
<i>Mining Establishment</i>	Mining camp engaged in the exploration, extraction, dressing and beneficiating of minerals such as coal and ores, crude petroleum and natural gas.
<i>Quarrying Establishments</i>	Firm or company engaged in the extraction from the earth of building and monumental stone, clay, sand and gravel; guano gathering and salt evaporation.
<i>Manufacturing Establishment</i>	Shop, factory, bakery, millwork, distillery, refinery, cannery, abattoir, brewery, foundry, tannery or plant engaged in manufacturing processing, fabricating of finishing products, mechanically or manually, including the assembly of the component parts of manufactured products and the substantial alteration, reconstruction and repair of special types of goods.
<i>Electricity Establishment</i>	Plant engaged in the generation, transmission, and/or distribution of electric energy for sale to users, or one, which produces electricity for its parent enterprise.

<i>Water Supply Establishment</i>	Water system/waterworks engaged in the collection, purification and distribution of water to users.
<i>Construction Establishment</i>	General contractor engaged in the construction, repair or demolition of buildings, highways, airports and other structures; land leveling; earth moving and land reclamation; specialty contractor engaged in specialized trade or craft like electrical installation, plumbing, painting, air conditioning, well drilling, installation of doors and windows and other work on component parts of the structure.
<i>Wholesale Trade and Commission Trade Establishment</i>	Store, shop, office, bazaar, arcade or emporium engaged in the (a) resale (sale without transformation) of new and used goods (in bulk) to retailers, industrial/commercial/institutional/ professional users, or to other wholesalers and (b) trading on behalf and on the account of others.
<i>Retail Trade Establishment</i>	Department store, hypermart, convenience store, variety store, shop, mart, bazaar, sari-sari store, pharmacy, supermarket, grocery, arcade or emporium engaged in the resale (sale without transformation) of new and used goods to the general public.
<i>Repair Service Establishment</i>	Shop specializing in the repair of consumer goods like footwear, luggage, handbags and gloves and other leather goods; electrical appliances, and equipment as television and radio receivers, refrigerators, washing machines, ironers, vacuum cleaners, toasters, motor vehicles including motorcycles; watch, clock and jewelry; bicycles; typewriters, cameras, binoculars, musical instruments, umbrellas, etc.
<i>Food and Drinks Service Establishment</i>	Restaurant, bar, lounge, salon, parlor, kiosk, club, counter, café, canteen engaged in the sale of prepared food and drinks generally for consumption within the premises.
<i>Lodging and Rooming Service Establishment</i>	Hotel, motel, resort, inn, lodge, camp, dormitory or lodging house engaged in the provision of lodging facilities, to the general public on lease, rental or fee basis.
<i>Transport Establishment</i>	Bus line, air line, shipping line, agency, broker or transport operator engaged in providing (a) vehicles for the transport to passenger or freight through regular scheduled operation, charter, rental or fee basis, and (b) services incidental to transport such as maintenance and operation of piers, terminals, depots; pilotage, forwarding packing and crating.
<i>Storage and Warehousing Establishment</i>	Brokerage, agency or office engaged in the operation of storage facilities and warehouse for hire by the general public for storage of such items as farm products, food, furniture, and other household goods, textiles and lumber.
<i>Telecommunication Establishment</i>	Station, office or agency engaged in the transmission of sound, images, data or other information via cables, broadcasting, relay, or satellite.
<i>Financial Establishment</i>	Bank, savings and loan association, credit institution, pawnshop, financial institution, trust company, investment company, pawn broker, or institution engaged in accepting of deposits, granting loans and the investment of money; dealer, broker or office engaged in investment research and counseling, check cashing, stock quotation, foreign exchange dealing and other financial services.

<i>Insurance, Pre-Need Plan Companies and Pension Funding Establishment</i>	Life insurance companies; non-life insurance for fire, marine, accident, health, title, financial obligation, casualty, fidelity and surety; agents and brokers servicing insurance carriers, consultant for policyholders; fund managers.
<i>Real Estate Establishment</i>	Realtor, developer, agency, broker, lessor or companies engaged in the operating, developing, subdividing, buying and selling of real estate including cemetery lots and columbarium.
<i>Business Service Establishment</i>	Office, agency or firm engaged in (a) rental and leasing of machinery and equipment, audio-video machines, tapes and records, sports and recreational equipment; (b) computer-related activities; (c) legal, accounting, bookkeeping, research and development, advertising and other technical services; (d) cleaning of offices, shops, and factories; (e) photographic activities; (f) basic and general research in the biological, physical and social sciences; (g) transcription activities (medical, legal); and (h) call centers.
<i>Sanitary Establishment</i>	Company engaged in the collection and disposal of garbage, sewage and human waste.
<i>Social Service Establishment</i>	School, college, university or seminary offering educational services; a clinic, hospital, sanitarium, nursing home or a similar institution offering medical, dental and other health and veterinary services; a home orphanage, society, center or agency engaged in providing social welfare services.
<i>Recreational and Cultural Service Establishment</i>	Motion picture producer, booking agency, movie house, theater, radio and television station and studio, stage and opera company, band, orchestra, ticket agency, library, museum, dance hall, bowling alley, park, beach, swimming pool, sports club, gallery, skating rink race track or golf course engaged in providing entertainment, amusement and recreational services.
<i>Personal Service Establishment</i>	A laundry shop, barber shop, massage clinic, beauty parlor, funeral parlor, fortune telling shop and such engaged in rendering various specialized service to the general public.

## **Symbols and Abbreviations Used in Statistical Tables**

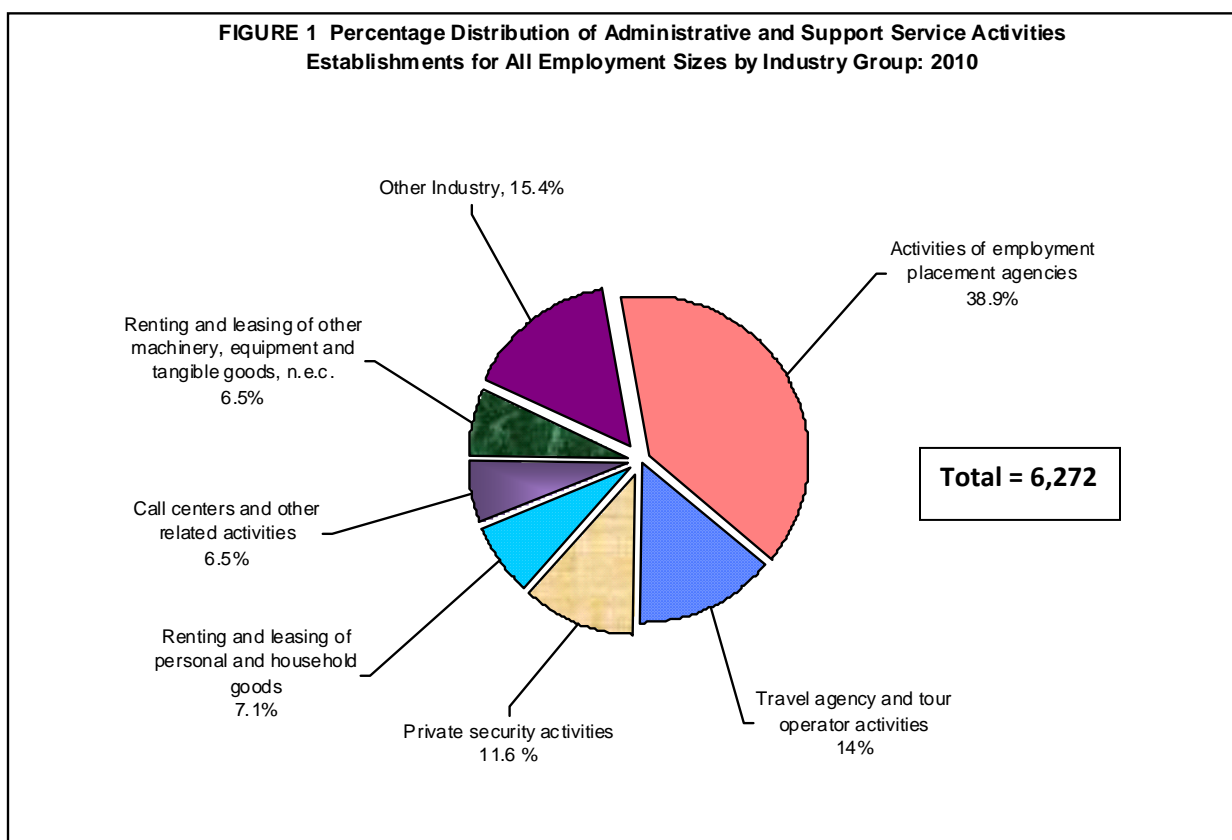
s	suppressed data to avoid disclosure of individual establishment's data
}	combined data of two or more industries or regions
-	zero
n.e.c	not elsewhere classified

## BRIEF ANALYSIS

### NUMBER OF ESTABLISHMENTS

Results of the 2010 Annual Survey of Philippine Business and Industry showed that a total of 6,272 establishments were engaged in Administrative and Support Service Activities throughout the country. More than three fourths (4,862 or 77.52 percent) were establishments with total employment of less than 20 and 1,410 or 22.48 percent were establishments with total employment of 20 and over.

Activities of employment placement agencies dominated the sector comprising almost two-fifths (2,442 or 38.93 percent) of the total. Travel agency and tour operator activities placed second with 876 or 13.97 percent and Private security activities placed third with 728 establishments or 11.57 percent. On the other hand, Combined facilities support activities had the least with only four establishments (0.06%). Figure 1 shows the sector's distribution of establishments by industry group.

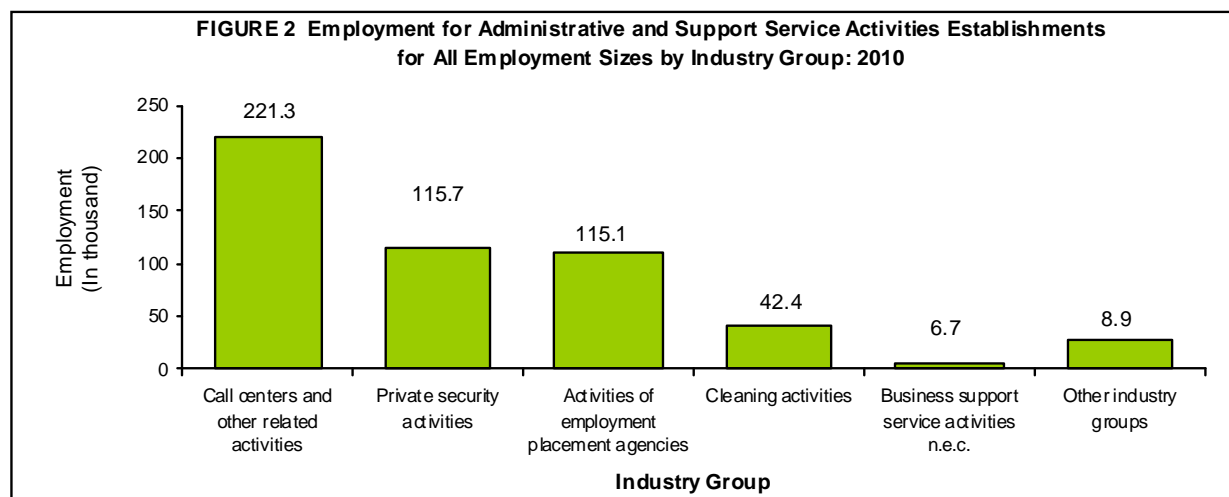


On the regional level, for establishments with Total employment of 20 and over, the National Capital Region (NCR) recorded the highest number with 983 establishments or 69.7 percent. CALABARZON and Central Visayas ranked second and third respectively with 88 (6.2%) and 87 (6.2%) establishments respectively. MIMAROPA recorded the least with only three establishments or 0.21 percent of the total.

## EMPLOYMENT

The sector employed a total workforce of 523,709 workers in 2010. About 99.62 percent (521,711) of the total employment were paid employees and 1.38 percent (1,998) were unpaid workers.

Call center activities, despite ranking only fifth in number of establishments, employed the largest number of workers with 221,292 (42.25 percent). Private security activities followed with 115,069 employees (22 %). Ranked third is activities of employment placement agencies with 110,332 employees or 21.1 percent. (See Fig. 2)



Region wise, for establishments with Total employment of 20 and over, the NCR recorded the biggest share in employment comprising more than two thirds (350,135) of the total workforce. Central Visayas placed far second with 6.9 percent (35,629) and CALABARZON third, with 5.4 percent (25,036). MIMAROPA registered the least with 325 employees.

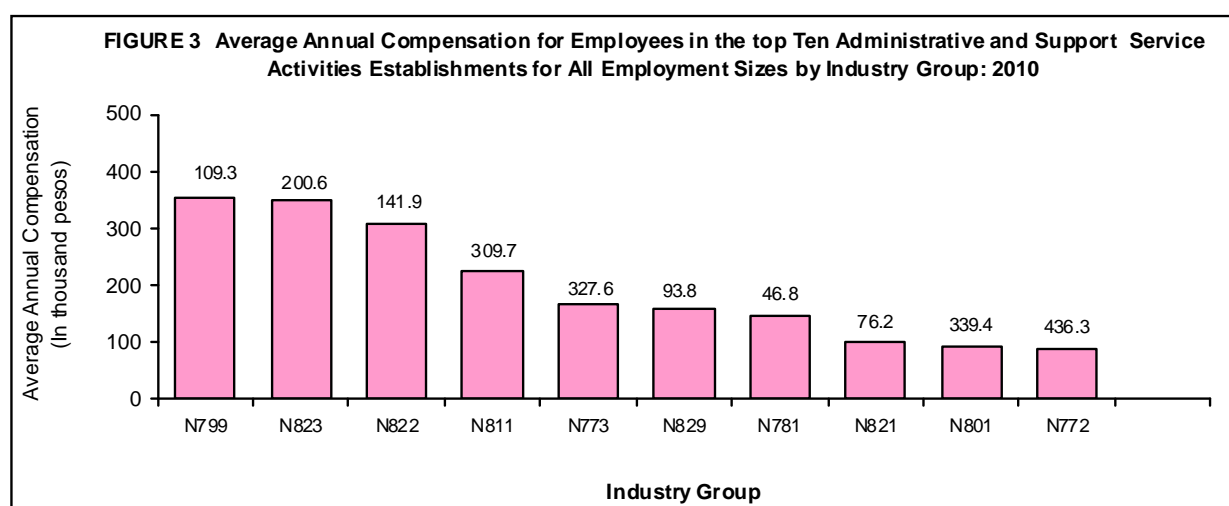


The sector was dominated by male employees. Fifty eight point four percent of the total workforce were males while 41.6 percent were females. Five of the major industries were female dominated. Travel agency and tour operator activities employed more females (71.3%) than males (28.7%). Other industries that were female dominated are organization of conventions and trade shows, other reservation service and related activities, call centers and other related activities and renting and leasing of personal and household goods.

## COMPENSATION

The sector paid a total compensation of PHP103.2 billion, equivalent to an average annual compensation of PHP197,837 per paid employee, in 2010.

Industry wise, call center activities paid the highest compensation of PHP67.9 billion comprising more than two thirds (65.8%) of the total. Activities of employment placement agencies placed second with PHP16.2 billion or 15.9 percent. Private security activities ranked third with PHP10.8 billion or 10.5 percent. On the other hand, Investigation activities recorded the lowest amount of PHP13.1million (0.01%).



Establishments with total employment of 20 and over, the NCR spent the biggest share in total compensation amounting to PHP77.6 billion (80.0%). Central Visayas and Central Luzon were in second and third place with PHP5.2 billion (5.3%) and PHP3.8 billion (3.9%), respectively.

Workers in Other reservation service and related activities were the highest-paid employees receiving an average of PHP355,945 per annum. Employees of organization of conventions and trade shows, call centers and other related activities followed next with PHP351,764 and PHP307,461, respectively. However, those employed in investigation activities were paid only PHP47, 661 per annum.

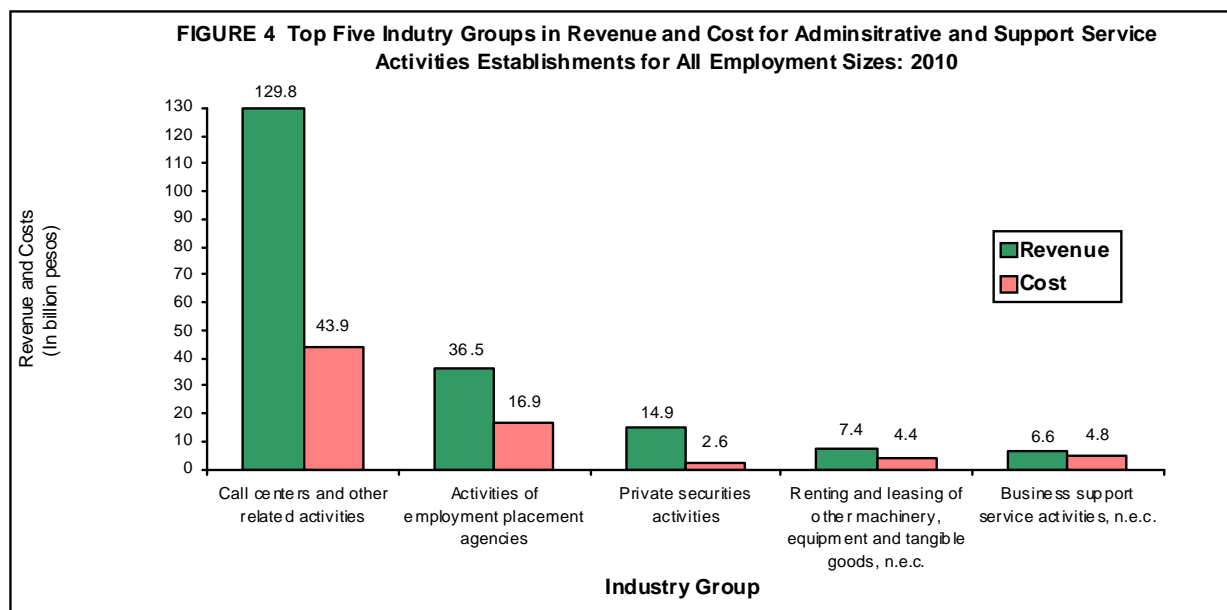
For establishments with total employment of 20 or more, employees working in the Bicol Region received the highest average annual compensation of PHP480,016. This was followed by employees working in the Cordillera Administrative region in second place with PHP244,991 and next followed by employees in the National Capital Region. Those employed in Ilocos Region received the lowest pay with PHP52,597.

Gross revenue realized by the sector reached PHP211.98 billion in 2010. Call center activities had the biggest share with PHP129.8 billion or 61.2 percent of the total. Activities of employment placement agencies ranked second with PHP36.5 billion (17.2%). Private security activities ranked third with PHP14.9 billion (7.0%). Investigation activities realized the least revenue with PHP46.2 million.

For establishments with total employment of 20 and over, the NCR registered the highest revenue with PHP147.1 billion accounting for 78.8% of the total. This was followed by Central Visayas with PHP11.3 billion, CALABARZON with PHP8.3 billion and Central Luzon with PHP6.2 billion. The least revenue was registered in MIMAROPA with only PHP33.2 million

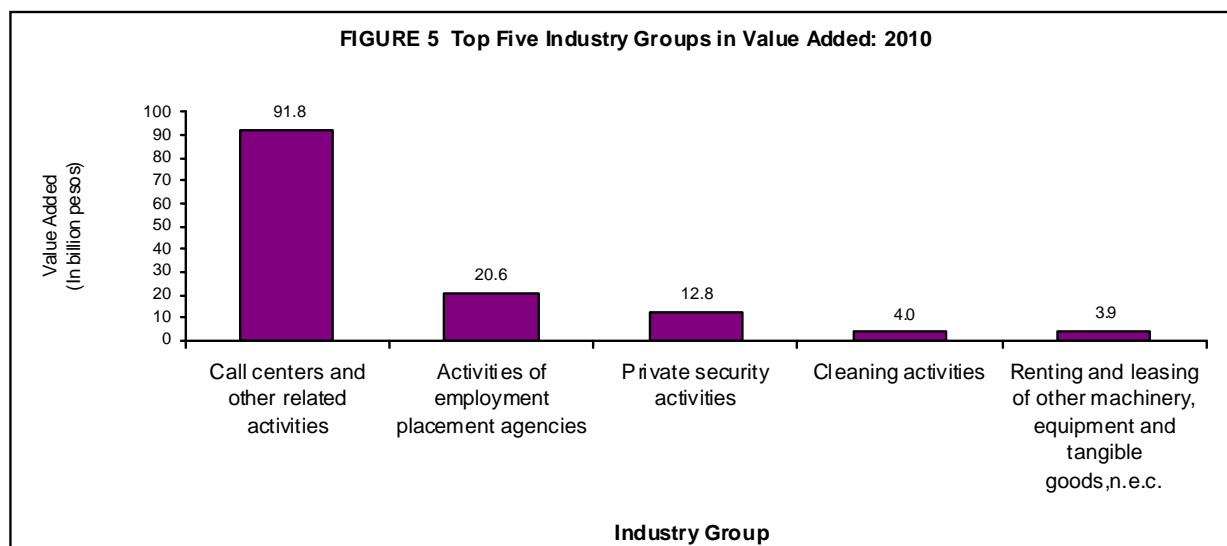
Total costs (excluding compensation paid to employees) amounted to PHP81.1 billion in 2010. Being the major contributors in revenue, call center activities and activities of employment placement activities, also had the largest proportion in cost with PHP43.9 billion (54.3%) and PHP16.9 billion (20.9%), respectively. However, investigation activities incurred the lowest cost of PHP32.3 million (0.4%).

Establishments with total employment of 20 and over, NCR, being the top grosser in revenue also registered the highest cost of PHP50.5 billion, accounting for 78.5 % of the total. This was followed by CALABARZON with PHP4.1 billion and Central Visayas with PHP3.5 billion. The least cost was recorded in Cagayan Valley with only PHP9.1 million. Figure 4 shows the top five industry groups in revenue and cost.



Value added realized by Administrative and Support Service Activities sector totaled PHP140.5 billion in 2010.

Industry wise, call center activities registered the highest value added with PHP91.8 billion (65.3%). Activities of employment placement agencies ranked far second with PHP20.6 billion (14.7%) and private security agencies ranked third with PHP12.8 billion (9.1%). On the other hand, investigation activities recorded the least with PHP4.6 million (0.01%).



Value added per employee, a measure of labor productivity, was estimated at PHP268,342 in 2010. Renting and leasing of other machinery led the sector with PHP849,764 while investigation activities, the lowest with PHP52.4 thousand.

Establishments with total employment of 20 and over, among regions, NCR recorded the highest with PHP103.6 billion, accounting for 79.1% of the total. This was followed by Central Visayas with PHP8.3 billion, Central Luzon and CALABARZON with PHP4.5 billion each. The least value added was in MIMAROPA with only PHP30.7 million.

Gross addition to fixed assets (capital expenditures less sale of fixed assets) acquired by the sector reached PHP5.0 billion in 2010.

Call center activities acquired the biggest gross addition to fixed assets with PHP3.4 billion. This was followed by renting and leasing of other machinery, equipment and tangible goods n.e.c. and activities of employment placement agencies with PHP484.2 million and PHP430.3 million respectively. On the other hand, combined facilities support activities had the least with PHP3.3 million.

Total change in inventories (ending less beginning inventory) amounted to PHP272.5 million in 2010. Renting and leasing of other machinery, equipment and tangible goods n.e.c. had the highest change in inventory with PHP302.7 million or 111.1 percent of the total. Travel agency and tour operator activities and private security activities followed with PHP7.6 million and PHP7.5 million. On the other hand, business support service activities, n.e.c. , call center activities and security systems service activities reported a negative value of change in inventories.

Total subsidies received from the government amounted to PHP1.4 million in 2010. Only two industry groups received subsidies from the government. Activities of employment placement agencies and private security agencies received PHP1.2 million and PHP200 thousand, respectively.

Table A Summary Statistics for Administrative and Support Service Activities Establishments for All Employment Sizes  
by Industry Sub-Class: Philippines, 2010

(Value in thousand pesos. Details may not add up to total due to rounding and/or statistical disclosure control)

2009 PSIC Code	Industry Description	Number of Establishments	Employment		Total Compensation	Total Revenue
			Total	Paid Employees		
		(1)	(2)	(3)	(4)	(5)
<b>N</b>	<b>ADMINISTRATIVE AND SUPPORT SERVICE ACTIVITIES</b>	<b>6,272</b>	<b>523,709</b>	<b>521,711</b>	<b>103,213,593</b>	<b>211,988,543</b>
N771	Renting and leasing of motor vehicles	s	s	s	s	s
N772	Renting and leasing of personal and household goods	442	1,854	1,733	156,291	838,132
N773	Renting and leasing of other machinery, equipment and tangible goods, n.e.c.	406	4,602	4,392	727,487	7,440,566
N781	Activities of employment placement agencies	2,442	110,331	109,611	16,188,730	36,497,470
N782	Temporary employment agency activities	s	s	s	s	s
N783	Other human resources provision	s	s	s	s	s
N791	Travel agency and tour operator activities	876	7,342	7,200	1,383,837	5,079,004
N799	Other reservation service and related activities	118	1,430	1,341	477,322	1,222,857
N801	Private security activities	726	115,069	114,893	10,841,450	14,880,780
N802	Security systems service activities	20	1,683	1,680	82,077	594,519
N803	Investigation activities	14	279	275	13,093	46,229
N811	Combined facilities support activities	4	587	587	131,937	101,156
N812	Cleaning activities	234	42,410	42,371	3,276,251	6,380,089
N813	Landscape care and maintenance service activities	s	s	s	s	s
N821	Office administrative and support activities	97	641	623	61,781	179,244
N822	Call centers and other related activities	408	221,292	220,841	67,899,753	129,836,454
N823	Organization of conventions and trade shows	35	275	275	96,735	326,290
N829	Business support service activities, n.e.c.	444	6,700	6,677	1,060,577	6,620,521

Table A Summary Statistics for Administrative and Support Service Activities Establishments for All Employment Sizes  
by Industry Sub-Class: Philippines, 2010 *(Concluded)*

(Value in thousand pesos. Details may not add up to total due to rounding and/or statistical disclosure control)

2009 PSIC Code	Industry Description	Total Cost	Value Added	Gross Additions to Fixed Assets	Change in Inventories	Subsidies
		(6)	(7)	(8)	(9)	(10)
<b>N</b>	<b>ADMINISTRATIVE AND SUPPORT SERVICE ACTIVITIES</b>	<b>81,062,330</b>	<b>140,533,051</b>	<b>5,047,905</b>	<b>272,476</b>	<b>1,384</b>
N771	Renting and leasing of motor vehicles	s	s	s	s	s
N772	Renting and leasing of personal and household goods	535,973	366,319	54,579	7,435	-
N773	Renting and leasing of other machinery, equipment and tangible goods, n.e.c.	4,374,634	3,910,612	484,175	302,679	-
N781	Activities of employment placement agencies	16,888,086	20,619,850	430,339	7,091	1,184
N782	Temporary employment agency activities	s	s	s	s	s
N783	Other human resources provision	s	s	s	s	s
N791	Travel agency and tour operator activities	3,090,935	2,134,751	61,095	7,655	
N799	Other reservation service and related activities	582,336	666,653	41,107	1,539	
N801	Private security activities	2,588,068	12,831,511	142,009	7,496	200
N802	Security systems service activities	67,979	528,876	-	(9,621)	-
N803	Investigation activities	32,345	14,633	-	(802)	-
N811	Combined facilities support activities	58,222	45,145	3,297	20	-
N812	Cleaning activities	2,531,909	3,983,895	57,224	9,607	-
N813	Landscape care and maintenance service activities	s	s	s	s	s
N821	Office administrative and support activities	111,856	79,821	10,348	742	-
N822	Call centers and other related activities	43,983,111	91,830,787	3,417,880	(24,362)	-
N823	Organization of conventions and trade shows	284,997	63,630	18,415	256	-
N829	Business support service activities, n.e.c.	4,832,009	2,132,858	326,648	(37,363)	-

Table B Summary Statistics for Administrative and Support Service Activities Establishments with Total Employment of 20 and Over  
by Industry Sub-Class: Philippines, 2010

(Value in thousand pesos. Details may not add up to total due to rounding and/or statistical disclosure control)

2009 PSIC Code	Industry Description	Number of Establishments	Employment		Total Compensation	Total Revenue
			Total	Paid Employees		
		(1)	(2)	(3)	(4)	(5)
<b>N</b>	<b>ADMINISTRATIVE AND SUPPORT SERVICE ACTIVITIES</b>	<b>1,410</b>	<b>488,858</b>	<b>488,112</b>	<b>97,425,983</b>	<b>186,606,572</b>
N771	Renting and leasing of motor vehicles	s	s	s	s	s
N772	Renting and leasing of personal and household goods	6	220	220	25,074	256,508
N773	Renting and leasing of other machinery, equipment and tangible goods, n.e.c.	38	2,887	2,866	218,259	6,456,197
N781	Activities of employment placement agencies	362	92,462	92,364	13,042,768	23,520,732
N782	Temporary employment agency activities	s	s	s	s	s
N791	Travel agency and tour operator activities	55	2,270	2,268	699,024	1,972,522
N799	Other reservation service and related activities	11	589	589	193,695	460,083
N801	Private security activities	492	112,641	112,465	10,362,900	13,688,586
N802	Security systems service activities	10	1,605	1,602	68,249	506,551
N803	Investigation activities	s	s	s	s	s
N811	Combined facilities support activities	s	s	s	s	s
N812	Cleaning activities	94	41,280	41,266	3,170,955	4,322,333
N821	Office administrative and support activities	3	161	161	16,116	35,013
N822	Call centers and other related activities	289	219,883	219,455	67,346,746	128,350,268
N823	Organization of conventions and trade shows	5	135	135	58,894	228,525
N829	Business support service activities, n.e.c.	38	4,504	4,502	850,203	4,283,883

Table B Summary Statistics for Administrative and Support Service Activities Establishments with Total Employment of 20 and Over  
by Industry Sub-Class: Philippines, 2010 *(Concluded)*

(Value in thousand pesos. Details may not add up to total due to rounding and/or statistical disclosure control)

2009 PSIC Code	Industry Description	Total Cost	Value Added	Gross Additions to Fixed Assets	Change in Inventories	Subsidies
		(6)	(7)	(8)	(9)	(10)
<b>N</b>	<b>ADMINISTRATIVE AND SUPPORT SERVICE ACTIVITIES</b>	<b>64,379,040</b>	<b>130,969,445</b>	<b>4,431,136</b>	<b>255,813</b>	<b>1,384</b>
N771	Renting and leasing of motor vehicles	S	S	S	S	S
N772	Renting and leasing of personal and household goods	146,148	126,287	40,809	1,438	-
N773	Renting and leasing of other machinery, equipment and tangible goods, n.e.c.	3,795,889	3,417,599	368,510	298,383	-
N781	Activities of employment placement agencies	9,238,190	15,220,973	330,301	2,608	1,184
N782	Temporary employment agency activities	S	S	S	S	S
N791	Travel agency and tour operator activities	928,536	1,070,732	46,181	8,570	-
N799	Other reservation service and related activities	165,761	316,412	3,444	-	-
N801	Private security activities	1,829,383	12,303,224	142,009	3,826	200
N802	Security systems service activities	50,233	467,754	-	90	-
N803	Investigation activities	S	S	S	S	S
N811	Combined facilities support activities	S	S	S	S	S
N812	Cleaning activities	765,068	3,664,864	45,531	1,335	-
N821	Office administrative and support activities	18,630	22,730	135	668	-
N822	Call centers and other related activities	42,924,738	91,515,358	3,291,903	(24,372)	-
N823	Organization of conventions and trade shows	164,168	66,971	975	-	-
N829	Business support service activities, n.e.c.	3,108,327	1,302,791	159,853	(36,835)	-



Table C Summary Statistics for Administrative and Support Service Activities Establishments with Total Employment of Less Than 20  
by Industry Sub-Class: Philippines, 2010 *(Concluded)*

(Value in thousand pesos. Details may not add up to total due to rounding and/or statistical disclosure control)

2009 PSIC Code	Industry Description	Total Cost	Value Added	Gross Additions to Fixed Assets	Change in Inventories	Subsidies
		(6)	(7)	(8)	(9)	(10)
<b>N</b>	<b>ADMINISTRATIVE AND SUPPORT SERVICE ACTIVITIES</b>	<b>16,683,290</b>	<b>9,563,608</b>	<b>616,769</b>	<b>16,663</b>	<b>-</b>
N772	Renting and leasing of personal and household goods	389,824	240,034	13,770	5,997	-
N773	Renting and leasing of other machinery, equipment and tangible goods, n.e.c.	578,742	493,013	115,665	4,296	-
N781	Activities of employment placement agencies	7,649,895	5,398,878	100,038	4,484	-
N783	Other human resources provision	s	s	s	s	s
N791	Travel agency and tour operator activities	2,162,399	1,064,016	14,915	(914)	-
N799	Other reservation service and related activities	414,730	348,951	37,663	1,813	-
N801	Private security activities	758,685	528,288	-	3,670	-
N802	Security systems service activities	17,746	61,122	-	(9,711)	-
N803	Investigation activities	18,498	4,892	-	(802)	-
N811	Combined facilities support activities	39,776	19,749	2,600	20	-
N812	Cleaning activities	1,766,842	319,033	11,693	8,272	-
N813	Landscape care and maintenance service activities	s	s	s	s	s
N821	Photocopying service activities	93,226	57,092	10,214	74	-
N822	Call centers and other related activities	909,654	187,439	125,978	10	-
N823	Organization of conventions and trade shows	120,829	(3,340)	17,440	256	-
N829	Business support service activities, n.e.c.	1,723,682	830,065	166,795	(528)	-

Table C Summary Statistics for Administrative and Support Service Activities Establishments with Total Employment of Less Than 20  
by Industry Sub-Class: Philippines, 2010

(Value in thousand pesos. Details may not add up to total due to rounding and/or statistical disclosure control)

2009 PSIC Code	Industry Description	Number of Establishments	Employment		Total Compensation	Total Revenue
			Total	Paid Employees		
		(1)	(2)	(3)	(4)	(5)
<b>N</b>	<b>ADMINISTRATIVE AND SUPPORT SERVICE ACTIVITIES</b>	<b>4,862</b>	<b>34,851</b>	<b>33,599</b>	<b>5,787,610</b>	<b>25,381,971</b>
N772	Renting and leasing of personal and household goods	436	1,634	1,513	131,219	581,623
N773	Renting and leasing of other machinery, equipment and tangible goods, n.e.c.	368	1,715	1,526	209,230	984,369
N781	Activities of employment placement agencies	2,080	17,869	17,247	3,145,962	12,676,739
N783	Other human resources provision	s	s	s	s	s
N791	Travel agency and tour operator activities	821	5,071	4,932	684,813	3,106,482
N799	Other reservation service and related activities	105	817	728	282,918	759,703
N801	Private security activities	234	2,428	2,428	478,551	1,192,194
N802	Security systems service activities	10	78	78	13,827	87,968
N803	Investigation activities	12	44	40	4,549	23,020
N811	Combined facilities support activities	3	41	41	3,564	58,112
N812	Cleaning activities	140	1,130	1,105	105,296	2,057,756
N813	Landscape care and maintenance service activities	s	s	s	s	s
N821	Photocopying service activities	94	480	462	45,665	144,231
N822	Call centers and other related activities	117	1,160	1,136	426,922	1,224,177
N823	Organization of conventions and trade shows	30	140	140	37,841	97,764
N829	Business support service activities, n.e.c.	406	2,195	2,174	210,374	2,336,639

Table D Summary Statistics for Administrative and Support Service Activities Establishments with Total Employment of 20 and Over  
by Region: Philippines, 2010

(Value in thousand pesos. Details may not add up to total due to rounding and/or statistical disclosure control)

Region	Number of Establishments	Employment		Total Compensation	Total Revenue
		Total	Paid Employees		
	(1)	(2)	(3)	(4)	(5)
<b>PHILIPPINES</b>	<b>1,410</b>	<b>488,858</b>	<b>488,112</b>	<b>97,425,983</b>	<b>186,606,572</b>
National Capital Region	983	350,135	349,734	77,628,713	147,120,167
Cordillera Administrative Region	5	5,010	5,009	1,227,163	2,053,043
I-Ilocos Region	8	850	848	44,603	151,645
II - Cagayan Valley	6	497	493	42,774	56,610
III - Central Luzon	46	18,460	18,453	3,762,533	6,242,319
IVA - CALABARZON	88	25,036	24,917	3,245,994	8,286,209
IVB - MIMAROPA	3	325	323	30,811	33,176
V - Bicol Region	6	771	766	367,693	621,583
VI - Western Visayas	62	14,085	13,997	2,086,673	4,718,722
VII - Central Visayas	87	35,629	35,587	5,159,457	11,332,865
VIII - Eastern Visayas	13	1,453	1,445	137,083	284,652
IX - Zamboanga Peninsula	14	1,475	1,467	83,885	115,818
X - Northern Mindanao	16	11,394	11,370	1,245,577	2,149,582
XI - Davao Region	47	12,709	12,704	1,633,985	2,577,258
XII - SOCCSKSARGEN	19	10,075	10,047	676,693	792,622
XIII - Caraga	7	955	951	52,348	70,301

Table D Summary Statistics for Administrative and Support Service Activities Establishments with Total Employment of 20 and Over  
by Region: Philippines, 2010 *(Concluded)*

(Value in thousand pesos. Details may not add up to total due to rounding and/or statistical disclosure control)

Region	Total Cost	Value Added	Gross Additions to Fixed Assets	Change in Inventories	Subsidies
	(6)	(7)	(8)	(9)	(10)
<b>PHILIPPINES</b>	<b>64,379,040</b>	<b>130,951,999</b>	<b>4,431,136</b>	<b>255,813</b>	<b>1,384</b>
National Capital Region	50,523,106	103,603,462	3,506,583	250,999	200
Cordillera Administrative Region	628,600	1,514,360	6,665	(1)	-
I-Ilocos Region	33,588	130,090	2,877	5,441	-
II - Cagayan Valley	9,071	48,928	375	18	-
III - Central Luzon	1,979,029	4,525,353	213,443	(651)	-
IVA - CALABARZON	4,085,629	4,509,701	89,432	(2,674)	-
IVB - MIMAROPA	3,055	30,718	55	19	-
V - Bicol Region	175,423	464,049	19,649	-	-
VI - Western Visayas	2,099,252	2,814,483	10,910	(893)	-
VII - Central Visayas	3,486,070	8,303,439	452,133	2,767	-
VIII - Eastern Visayas	92,764	203,641	45,336	(21)	-
IX - Zamboanga Peninsula	29,230	89,979	6,399	1	-
X - Northern Mindanao	441,547	1,946,303	1,243	1,332	-
XI - Davao Region	681,526	2,008,699	62,118	(431)	-
XII - SOCCSKSARGEN	96,925	700,831	13,919	(167)	1,184
XIII - Caraga	14,224	57,966	-	75	-

Table E Number of Establishments and Employment by Type and Sex of Worker for Administrative and Support Service Activities Establishments for All Employment Sizes by Industry Sub-Class: Philippines, 2010

(Details may not add up to total due to rounding and/or statistical disclosure control)

2009 PSIC Code	Industry Description	Number of Establishments	Employment as of November 15					
			Total		Paid		Unpaid	
			Male	Female	Male	Female	Male	Female
		(1)	(2)	(3)	(4)	(5)	(6)	(7)
	<b>PHILIPPINES</b>	<b>6,272</b>	<b>305,896</b>	<b>217,813</b>	<b>304,844</b>	<b>216,867</b>	<b>1,052</b>	<b>946</b>
N771	Renting and leasing of motor vehicles	s	s	s	s	s	s	s
N772	Renting and leasing of personal and household goods	442	898	955	875	858	23	97
N773	Renting and leasing of other machinery, equipment and tangible goods, n.e.c.	406	3,514	1,087	3,401	991	114	97
N781	Activities of employment placement agencies	2,442	63,119	47,212	62,701	46,911	419	301
N782	Temporary employment agency activities	s	s	s	s	s	s	s
N783	Other human resources provision	s	s	s	s	s	s	s
N791	Travel agency and tour operator activities	876	2,109	5,233	2,048	5,152	61	81
N799	Other reservation service and related activities	118	489	941	413	928	76	13
N801	Private security activities	726	102,577	12,492	102,444	12,449	134	43
N802	Security systems service activities	20	1,288	395	1,286	394	2	1
N803	Investigation activities	14	222	57	218	57	4	-
N811	Combined facilities support activities	4	435	152	435	152	-	-
N812	Cleaning activities	234	28,387	14,023	28,354	14,017	33	6
N813	Landscape care and maintenance service activities	s	s	s	s	s	s	s
N821	Office administrative and support activities	97	349	292	349	274	-	18
N822	Call centers and other related activities	408	96,696	124,595	96,521	124,320	175	276
N823	Organization of conventions and trade shows	35	92	183	92	183	-	-
N829	Business support service activities, n.e.c.	444	3,360	3,338	3,350	3,326	11	11

Table F1 Indicators for Administrative and Support Service Activities Establishments for All Employment Sizes  
by Industry Sub-Class: Philippines, 2010

2009 PSIC Code	Industry Description	Average Monthly Compensation	Revenue Per Peso Cost	Value Added Per Employee
		1	2	3
<b>N</b>	<b>ADMINISTRATIVE AND SUPPORT SERVICE ACTIVITIES</b>	<b>16,486</b>	<b>2.62</b>	<b>268,342</b>
N771	Renting and leasing of motor vehicles	67,688	1.19	15,320,535
N772	Renting and leasing of personal and household goods	53,747	14.73	2,683,058
N773	Renting and leasing of other machinery, equipment and tangible goods, n.e.c.	81,130	10.68	3,918,443
N781	Activities of employment placement agencies	50,941	10.72	624,431
N782	Temporary employment agency activities	7,084	7.42	71,255
N783	Other human resources provision	7,681	2.26	136,765
N791	Travel agency and tour operator activities	20,778	2.59	292,085
N799	Other reservation service and related activities	32,616	3.77	526,981
N801	Private security activities	7,863	5.75	111,511
N802	Security systems service activities	4,071	8.75	314,246
N803	Investigation activities	3,968	1.43	52,448
N811	Combined facilities support activities	18,730	1.74	76,908
N812	Cleaning activities	24,416	9.54	739,289
N813	Landscape care and maintenance service activities	47,938	1.26	1,346,125
N821	Office administrative and support activities	19,683	3.96	314,464
N822	Call centers and other related activities	321,663	20.84	(1,698,957)
N823	Organization of conventions and trade shows	29,314	1.14	231,382
N829	Business support service activities, n.e.c.	39,283	4.67	953,603

Table F2 Indicators for Administrative and Support Service Activities Establishments with Total Employment of 20 and Over  
by Industry Sub-Class: Philippines, 2010

2009 PSIC Code	Industry Description	Average Monthly Compensation	Revenue Per Peso Cost	Value Added Per Employee
		1	2	3
<b>N</b>	<b>ADMINISTRATIVE AND SUPPORT SERVICE ACTIVITIES</b>	<b>16,633</b>	<b>2.90</b>	<b>267,909</b>
N771	Renting and leasing of motor vehicles	67,688	1.19	15,320,535
N772	Renting and leasing of personal and household goods	34,794	9.86	2,125,694
N773	Renting and leasing of other machinery, equipment and tangible goods, n.e.c.	93,835	8.36	11,788,136
N781	Activities of employment placement agencies	39,233	10.88	560,799
N782	Temporary labor recruitment and provision of personnel, overseas	7,084	7.42	71,255
N791	Travel agency and tour operator activities	25,684	2.12	471,688
N799	Other reservation service and related activities	27,404	2.78	537,202
N801	Private security activities	7,679	7.48	109,225
N802	Security systems service activities	3,550	10.08	291,436
N803	Investigation activities	3,030	1.68	41,455
N811	Combined facilities support activities	19,593	2.33	46,513
N812	Cleaning activities	23,821	13.05	729,625
N821	Office administrative and support activities	13,881	3.50	235,697
N822	Call centers and other related activities	231,697	14	3,726,543
N823	Organization of conventions and trade shows	36,354	1.39	496,081
N829	Business support service activities, n.e.c.	51,959	5.73	869,396

Table F3 Indicators for Administrative and Support Service Activities Establishments with Total Employment of Less Than 20  
by Industry Sub-Class: Philippines, 2010

2009 PSIC Code	Industry Description	Average Monthly Compensation	Revenue Per Peso Cost	Value Added Per Employee
		1	2	3
<b>N</b>	<b>ADMINISTRATIVE AND SUPPORT SERVICE ACTIVITIES</b>	<b>14,355</b>	<b>1.52</b>	<b>274,414</b>
N772	Renting and leasing of personal and household goods	53,358	13.61	1,857,673
N773	Renting and leasing of other machinery, equipment and tangible goods, n.e.c.	82,198	10.42	1,825,432
N781	Activities of employment placement agencies	55,921	7.09	753,004
N783	Other human resources provision	7,681	2.26	136,765
N791	Travel agency and tour operator activities	16,327	2.39	211,205
N799	Other reservation service and related activities	34,844	3.50	480,863
N801	Private security activities	16,425	1.57	217,582
N802	Security systems service activities	14,772	4.96	783,615
N803	Investigation activities	9,477	1.24	111,182
N811	Combined facilities support activities	7,244	1.46	481,683
N812	Cleaning activities	25,333	5.36	911,463
N813	Landscape care and maintenance service activities	47,938	1.26	1,346,125
N821	Office administrative and support activities	8,237	1.55	118,942
N822	Call centers and other related activities	187,555	15.63	(4,003,124)
N823	Organization of conventions and trade shows	22,524	.81	(23,857)
N829	Business support service activities, n.e.c.	25,592	4.27	996,590



# **Statistical Tables**

**For All Establishments**

**National Tables**

TABLE 1 Summary Statistics for Administrative and Support Service Activities Establishments for All Employment Sizes by Industry Sub-Class: Philippines, 2010

(Value in thousand pesos. Details may not add up to total due to rounding and/or statistical disclosure control)

2009 PSIC Code	Industry Description	Number of Establishments	Employment as of November 15		Total Compensation	Total Revenue
			Total	Paid Employees		
		(1)	(2)	(3)	(4)	(5)
PHILIPPINES		6,272	523,709	521,711	103,213,593	211,988,543
N77100	Renting and leasing of motor vehicles	s	s	s	s	s
N77210	Renting and leasing of recreational and sports goods	22	106	94	9,597	40,149
N77220	Renting of video tapes and disks	337	1,342	1,265	104,798	439,611
N77291	Renting of wearing apparel	51	148	122	10,738	29,454
N77292	Renting of furniture	6	26	26	1,868	31,395
N77295	Renting of electrical appliances	18	142	142	16,506	111,078
N77296	Renting of audio-video machines					
N77299	Renting of personal and household goods, n.e.c.	8	90	84	12,784	186,445
N77301	Renting of land transport equipment	14	70	70	6,783	32,941
N77302	Renting of water transport equipment	5	87	79	7,717	74,704
N77304	Renting of agricultural machinery and equipment					
N77305	Renting of construction and civil engineering machinery and equipment	63	1,894	1,884	284,181	2,199,576
N77306	Renting of computers and computer peripherals equipment	272	1,175	1,089	240,646	3,137,018
N77307	Renting of office machinery and equipment (excluding computers)	7	480	474	95,686	1,003,186
N77309	Renting and leasing of other machinery, equipment and tangible goods, n.e.c.	45	896	796	92,474	993,141
N78101	Labor recruitment and provision of personnel, local	828	79,830	79,614	9,460,790	17,684,838
N78102	Labor recruitment and provision of personnel, overseas	1,610	28,975	28,477	6,590,604	18,595,293
N78104	Casting agencies activities	4	1,526	1,520	137,336	217,339
N78105	Theatrical booking agency activities					
N78109	Other activities of employment placement agencies, n.e.c.					
N78202	Temporary labor recruitment and provision of personnel, overseas	s	s	s	s	s
N78300	Other human resources provision	s	s	s	s	s
N79110	Travel agency activities	876	7,342	7,200	1,383,837	5,079,004
N79120	Tour operator activities					
N79901	Activities of booking offices related to transport	118	1,430	1,341	477,322	1,222,857
N79905	Tourist assistance activities (e.g. tourist guides)					
N80100	Private security activities	726	115,069	114,893	10,841,450	14,880,780
N80200	Security systems service activities	20	1,683	1,680	82,077	594,519
N80300	Investigation activities	14	279	275	13,093	46,229
N81100	Combined facilities support activities	4	587	587	131,937	101,156
N81210	General cleaning of buildings	140	40,829	40,794	3,081,097	4,041,718
N81292	Pest control services, non-agricultural	79	1,265	1,261	168,714	1,862,537
N81299	Other building and industrial cleaning activities, n.e.c.	15	316	316	26,440	475,834
N81300	Landscape care and maintenance service activities	s	s	s	s	s
N82191	Photocopying service activities	97	641	623	61,781	179,244
N82199	Other specialized office support activities					
N82211	Customer relationship management activities					

TABLE 1 Summary Statistics for Administrative and Support Service Activities Establishments for All Employment Sizes  
by Industry Sub-Class: Philippines, 2010 *(Continued)*

(Value in thousand pesos. Details may not add up to total due to rounding and/or statistical disclosure control)

2009 PSIC Code	Industry Description	Number of Establishments	Employment as of November 15		Total Compensation	Total Revenue
			Total	Paid Employees		
		(1)	(2)	(3)	(4)	(5)
N82212	Sales and marketing (including telemarketing) activities	6	4,796	4,796	2,497,077	5,219,658
N82219	Other call centers activities (voice), n.e.c.					
N82221	Finance and accounting activities	5	1,586	1,586	811,513	6,255,985
N82223	Administrative support activities					
N82224	Document processes activities	58	2,864	2,837	540,541	1,566,181
N82226	Medical transcription activities					
N82227	Legal services activities	5	272	269	143,775	498,187
N82293	Publishing outsourcing activities					
N82299	Other back office operations activities, n.e.c.	35	275	275	96,735	326,290
N82300	Organization of conventions and trade shows					
N82910	Activities of collection agencies and credit bureaus	122	2,068	2,068	235,427	1,153,467
N82920	Packaging activities	54	2,639	2,637	476,047	3,964,959
N82990	Other business support service activities, n.e.c.	268	1,993	1,972	349,103	1,502,095

TABLE 1 Summary Statistics for Administrative and Support Service Activities Establishments for All Employment Sizes  
by Industry Sub-Class: Philippines, 2010 *(Continued)*

(Value in thousand pesos. Details may not add up to total due to rounding and/or statistical disclosure control)

2009 PSIC Code	Industry Description	Total Cost	Value Added	Gross Additions to Fixed Assets	Change in Inventories	Subsidies
		(6)	(7)	(8)	(9)	(10)
PHILIPPINES		81,062,330	140,533,051	5,047,905	272,476	1,384
N77100	Renting and leasing of motor vehicles	S	S	S	S	S
N77210	Renting and leasing of recreational and sports goods	24,470	20,703	15,332	353	-
N77220	Renting of video tapes and disks	303,634	165,264	58	1,626	-
N77291	Renting of wearing apparel	14,182	18,996	-	1,319	-
N77292	Renting of furniture	6,272	22,195	-	(3,836)	-
N77295	Renting of electrical appliances	63,220	54,600	371	2,902	-
N77296	Renting of audio-video machines					
N77299	Renting of personal and household goods, n.e.c.	124,195	84,561	38,818	5,071	-
N77301	Renting of land transport equipment	22,585	20,450	-	-	-
N77302	Renting of water transport equipment	63,912	22,519	46,583	772	-
N77304	Renting of agricultural machinery and equipment					
N77305	Renting of construction and civil engineering machinery and equipment	1,593,050	1,075,763	101,478	310,392	-
N77306	Renting of computers and computer peripherals equipment	1,202,701	2,191,208	140,932	31,954	-
N77307	Renting of office machinery and equipment (excluding computers)	892,741	130,067	11,249	(45,066)	-
N77309	Renting and leasing of other machinery, equipment and tangible goods, n.e.c.	599,645	470,605	183,933	4,627	-
N78101	Labor recruitment and provision of personnel, local	6,134,107	11,909,831	113,053	6,474	1,184
N78102	Labor recruitment and provision of personnel, overseas	10,688,080	8,556,788	317,286	617	-
N78104	Casting agencies activities	65,899	153,231	-	-	-
N78105	Theatrical booking agency activities					
N78109	Other activities of employment placement agencies, n.e.c.					
N78202	Temporary labor recruitment and provision of personnel, overseas	S	S	S	S	S
N78300	Other human resources provision	S	S	S	S	S
N79110	Travel agency activities	3,090,935	2,134,751	61,095	7,655	-
N79120	Tour operator activities					
N79901	Activities of booking offices related to transport	582,336	666,653	41,107	1,539	-
N79905	Tourist assistance activities (e.g. tourist guides)					
N80100	Private security activities	2,588,068	12,831,511	142,009	7,496	200
N80200	Security systems service activities	67,979	528,876	-	(9,621)	-
N80300	Investigation activities	32,345	14,633	-	(802)	-
N81100	Combined facilities support activities	58,222	45,145	3,297	20	-
N81210	General cleaning of buildings	574,012	3,548,923	21,832	(1,370)	-
N81292	Pest control services, non-agricultural	1,601,035	305,018	34,061	5,397	-
N81299	Other building and industrial cleaning activities, n.e.c.	356,862	129,954	1,331	5,580	-
N81300	Landscape care and maintenance service activities	S	S	S	S	S
N82191	Photocopying service acitivities	111,856	79,821	10,348	742	-
N82199	Other specialized office support activities					
N82211	Customer relationship management activities					
		36,432,301	86,472,427	3,298,784	(9,727)	-

TABLE 1 Summary Statistics for Administrative and Support Service Activities Establishments for All Employment Sizes  
by Industry Sub-Class: Philippines, 2010 *(Concluded)*

(Value in thousand pesos. Details may not add up to total due to rounding and/or statistical disclosure control)

2009 PSIC Code	Industry Description	Total Cost	Value Added	Gross Additions to Fixed Assets	Change in Inventories	Subsidies
		(6)	(7)	(8)	(9)	(10)
N82212	Sales and marketing (including telemarketing) activities	2,516,868	2,959,915	10,447	-	-
N82219	Other call centers activities (voice), n.e.c.					
N82221	Finance and accounting activities	3,802,236	1,722,798	91,210	(14,612)	-
N82223	Administrative support activities					
N82224	Document processes activities	930,559	673,221	16,268	(33)	-
N82226	Medical transcription activities					
N82227	Legal services activities	301,147	2,426	1,171	10	-
N82293	Publishing outsourcing activities					
N82299	Other back office operations activities, n.e.c.	284,997	63,630	18,415	256	-
N82300	Organization of conventions and trade shows					
N82910	Activities of collection agencies and credit bureaus	940,513	382,635	168,271	226	-
N82920	Packaging activities	3,210,960	892,403	144,229	(36,109)	-
N82990	Other business support service activities, n.e.c.	680,536	857,820	14,148	(1,480)	-

TABLE 2 Number of Establishments and Employment by Type and Sex of Worker for Administrative and Support Service Activities Establishments for All Employment Sizes by Industry Sub-Class: Philippines, 2010

(Details may not add up to total due to rounding and/or statistical disclosure control)

2009 PSIC Code	Industry Description	Number of Establishments	Employment as of November 15					
			Total		Paid		Unpaid	
			Male	Female	Male	Female	Male	Female
		(1)	(2)	(3)	(4)	(5)	(6)	(7)
<b>PHILIPPINES</b>			<b>6,272</b>	<b>305,896</b>	<b>217,813</b>	<b>304,844</b>	<b>216,867</b>	<b>1,052 946</b>
N77100	Renting and leasing of motor vehicles	s	s	s	s	s	s	s
N77210	Renting and leasing of recreational and sports goods	22	56	50	56	38	-	12
N77220	Renting of video tapes and disks	337	672	669	653	612	19	58
N77291	Renting of wearing apparel	51	2	146	2	120	-	25
N77292	Renting of furniture	6	12	14	12	14	-	-
N77295	Renting of electrical appliances	18	96	46	96	46	-	-
N77296	Renting of audio-video machines							
N77299	Renting of personal and household goods, n.e.c.	8	60	30	56	28	4	2
N77301	Renting of land transport equipment	14	38	32	38	32	-	-
N77302	Renting of water transport equipment	5	68	19	66	13	2	6
N77304	Renting of agricultural machinery and equipment							
N77305	Renting of construction and civil engineering machinery and equipment	63	1,641	253	1,634	250	7	3
N77306	Renting of computers and computer peripherals equipment	272	762	413	728	361	34	52
N77307	Renting of office machinery and equipment (excluding computers)	7	314	166	309	165	5	1
N77309	Renting and leasing of other machinery, equipment and tangible goods, n.e.c.	45	691	204	626	170	66	35
N78101	Labor recruitment and provision of personnel, local	828	50,111	29,719	49,981	29,634	131	85
N78102	Labor recruitment and provision of personnel, overseas	1,610	12,392	16,583	12,107	16,370	285	213
N78104	Casting agencies activities	4	616	910	613	907	3	3
N78105	Theatrical booking agency activities							
N78109	Other activities of employment placement agencies, n.e.c.							
N78202	Temporary labor recruitment and provision of personnel, overseas	s	s	s	s	s	s	s
N78300	Other human resources provision	s	s	s	s	s	s	s
N79110	Travel agency activities	876	2,109	5,233	2,048	5,152	61	81
N79120	Tour operator activities							
N79901	Activities of booking offices related to transport	118	489	941	413	928	76	13
N79905	Tourist assistance activities (e.g. tourist guides)							
N80100	Private security activities	726	102,577	12,492	102,444	12,449	134	43
N80200	Security systems service activities	20	1,288	395	1,286	394	2	1
N80300	Investigation activities	14	222	57	218	57	4	-
N81100	Combined facilities support activities	4	435	152	435	152	-	-
N81210	General cleaning of buildings	140	27,221	13,608	27,190	13,604	31	4
N81292	Pest control services, non-agricultural	79	937	328	935	326	2	2
N81299	Other building and industrial cleaning activities, n.e.c.	15	229	87	229	87	-	-

TABLE 2 Number of Establishments and Employment by Type and Sex of Worker for Administrative and Support Service Activities: Establishments for All Employment Sizes by Industry Sub-Class: Philippines, 2010 *(Concluded)*

(Details may not add up to total due to rounding and/or statistical disclosure control)

2009 PSIC Code	Industry Description	Number of Establishments	Employment as of November 15						
			Total		Paid		Unpaid		
			Male	Female	Male	Female	Male	Female	
		(1)	(2)	(3)	(4)	(5)	(6)	(7)	
N81300	Landscape care and maintenance service activities	s	s	s	s	s	s	s	
N82191	Photocopying service activities	}	97	349	292	349	274	-	18
N82199	Other specialized office support activities								
N82211	Customer relationship management activities		334	93,235	118,538	93,069	118,284	166	255
N82212	Sales and marketing (including telemarketing) activities	}	6	1,590	3,206	1,590	3,206	-	-
N82219	Other call centers activities (voice), n.e.c.								
N82221	Finance and accounting activities	}	5	624	962	624	962	-	-
N82223	Administrative support activities								
N82224	Document processes activities								
N82226	Medical transcription activities	}	58	1,131	1,733	1,124	1,713	7	20
N82227	Legal services activities								
N82293	Publishing outsourcing activities		5	116	156	114	155	2	1
N82299	Other back office operations activities, n.e.c	}							
N82300	Organization of conventions and trade shows		35	92	183	92	183	-	-
N82910	Activities of collection agencies and credit bureaus		122	1,068	999	1,068	999	-	-
N82920	Packaging activities		54	1,356	1,282	1,356	1,281	1	1
N82990	Other business support service activities, n.e.c.		268	936	1,057	926	1,046	10	10

TABLE 3 Number of Establishments and Compensation, Separation and Retirement Pay of Employees for Administrative and Support Service Activities Establishments for All Employment Sizes by Industry Sub-class: Philippines, 2010

(Value in thousand pesos. Details may not add up to total due to rounding and/or statistical disclosure control)

2009 PSIC Code	Industry Description	Number of Establishments	Compensation			
			Total	Gross Salaries and Wages	Employer's Contribution to SSS/GSIS, etc.	Separation, Retirement/ Terminal Pay, Gratuities and others
		(1)	(2)	(3)	(4)	(5)
<b>PHILIPPINES</b>		<b>6,272</b>	<b>103,213,593</b>	<b>97,088,968</b>	<b>5,208,431</b>	<b>916,193</b>
N77100	Renting and leasing of motor vehicles	s	s	s	s	s
N77210	Renting and leasing of recreational and sports goods	22	9,597	9,160	415	21
N77220	Renting of video tapes and disks	337	104,798	96,349	8,427	21
N77291	Renting of wearing apparel	51	10,738	10,220	518	-
N77292	Renting of furniture	6	1,868	1,740	129	-
N77295	Renting of electrical appliances	} 18	16,506	15,691	811	4
N77296	Renting of audio-video machines					
N77299	Renting of personal and household goods, n.e.c.	8	12,784	12,056	707	22
N77301	Renting of land transport equipment	14	6,783	6,444	339	-
N77302	Renting of water transport equipment	} 5	7,717	6,997	500	220
N77304	Renting of agricultural machinery and equipment					
N77305	Renting of construction and civil engineering machinery and equipment	63	284,181	259,803	15,258	9,120
N77306	Renting of computers and computer peripherals equipment	272	240,646	221,229	11,673	7,744
N77307	Renting of office machinery and equipment (excluding computers)	7	95,686	91,382	4,304	-
N77309	Renting and leasing of other machinery, equipment and tangible goods, n.e.c.	45	92,474	84,988	4,497	2,990
N78101	Labor recruitment and provision of personnel, local	828	9,460,790	8,791,407	605,233	64,150
N78102	Labor recruitment and provision of personnel, overseas	1,610	6,590,604	6,230,331	275,650	84,623
N78104	Casting agencies activities	} 4	137,336	129,517	7,820	-
N78105	Theatrical booking agency activities					
N78109	Other activities of employment placement agencies, n.e.c.					
N78202	Temporary labor recruitment and provision of personnel, overseas	s	s	s	s	s
N78300	Other human resources provision	s	s	s	s	s
N79110	Travel agency activities	} 876	1,383,837	1,265,411	91,567	26,860
N79120	Tour operator activities					
N79901	Activities of booking offices related to transport	118	477,322	440,851	18,749	17,722
N79905	Tourist assistance activities (e.g. tourist guides)					
N80100	Private security activities	726	10,841,450	10,084,563	686,947	69,940
N80200	Security systems service activities	20	82,077	76,669	5,068	340
N80300	Investigation activities	14	13,093	12,299	731	63
N81100	Combined facilities support activities	4	131,937	121,911	10,027	-
N81210	General cleaning of buildings	140	3,081,097	2,894,224	175,372	11,502
N81292	Pest control services, non-agricultural	79	168,714	156,264	12,238	212
N81299	Other building and industrial cleaning activities, n.e.c.	15	26,440	25,287	1,112	41
N81300	Landscape care and maintenance service activities	s	s	s	s	s



TABLE 3 Number of Establishments and Compensation, Separation and Retirement Pay of Employees for Administrative and Support Service Activities Establishments for All Employment Sizes by Industry Sub-class: Philippines, 2010 *(Concluded)*

(Value in thousand pesos. Details may not add up to total due to rounding and/or statistical disclosure control)

2009 PSIC Code	Industry Description	Number of Establishments	Compensation			
			Total	Gross Salaries and Wages	Employer's Contribution to SSS/GSIS, etc.	Separation, Retirement/ Terminal Pay, Gratuities and others
		(1)	(2)	(3)	(4)	(5)
N82191	Photocopying service activities	97	61,781	58,006	3,775	-
N82199	Other specialized office support activities					
N82211	Customer relationship management activities	334	63,906,847	60,340,675	2,994,624	571,548
N82212	Sales and marketing (including telemarketing) activities	6	2,497,077	2,454,213	42,865	-
N82219	Other call centers activities (voice), n.e.c.					
N82221	Finance and accounting activities	5	811,513	769,798	39,655	2,059
N82223	Administrative support activities					
N82224	Document processes activities	58	540,541	503,800	30,723	6,018
N82226	Medical transcription activities					
N82227	Legal services activities	5	143,775	131,050	4,010	8,714
N82293	Publishing outsourcing activities					
N82299	Other back office operations activities, n.e.c.	35	96,735	90,261	5,363	1,110
N82300	Organization of conventions and trade shows					
N82910	Activities of collection agencies and credit bureaus	122	235,427	211,324	15,787	8,316
N82920	Packaging activities	54	476,047	429,387	29,338	17,322
N82990	Other business support service activities, n.e.c.	268	349,103	329,450	14,144	5,510

TABLE 4 Number of Establishments and Revenue by Type for Administrative and Support Service Activities Establishments for All Employment Sizes  
by Industry Sub-Class: Philippines, 2010

(Value in thousand pesos. Details may not add up to total due to rounding and/or statistical disclosure control)

2009 PSIC Code	Industry Description	Number of Establishments	Revenue						
			Total	Revenue from Main Activity	Non-industrial Services Done for Others	Interest Income	Dividend Income	Value of Goods for Resale	Industrial Services Done for Others
		(1)	(2)	(3)	(4)	(5)	(6)	(7)	(8)
PHILIPPINES		6,272	211,988,543	197,497,020	9,771,815	464,237	929,699	224,962	35,024
N77100	Renting and leasing of motor vehicles	S	S	S	S	S	S	S	S
N77210	Renting and leasing of recreational and sports goods	22	40,149	-	40,086	4	-	-	-
N77220	Renting of video tapes and disks	337	439,611	-	431,353	71	-	7,391	-
N77291	Renting of wearing apparel	51	29,454	-	29,416	-	-	-	38
N77292	Renting of furniture	6	31,395	26,403	4,990	2	-	-	-
N77295	Renting of electrical appliances	18	111,078	-	107,545	12	-	3,520	-
N77296	Renting of audio-video machines								
N77299	Renting of personal and household goods, n.e.c.	8	186,445	-	186,297	33	-	115	-
N77301	Renting of land transport equipment	14	32,941	-	32,941	-	-	-	-
N77302	Renting of water transport equipment	5	74,704	-	74,701	3	-	-	-
N77304	Renting of agricultural machinery and equipment								
N77305	Renting of construction and civil engineering machinery and equipment	63	2,199,576	-	2,159,099	1,390	-	32,306	550
N77306	Renting of computers and computer peripherals equipment	272	3,137,018	231,055	2,847,037	11,345	18	-	-
N77307	Renting of office machinery and equipment (excluding computers)	7	1,003,186	26,591	976,113	482	-	-	-
N77309	Renting and leasing of other machinery, equipment and tangible goods, n.e.c.	45	993,141	-	992,464	178	-	-	-
N78101	Labor recruitment and provision of personnel, local	828	17,684,838	17,280,408	63,667	49,739	32	180,532	31,755
N78102	Labor recruitment and provision of personnel, overseas	1,610	18,595,293	17,785,114	51,940	94,060	37,232	-	-
N78104	Casting agencies activities	4	217,339	217,339	-	-	-	-	-
N78105	Theatrical booking agency activities								
N78109	Other activities of employment placement agencies, n.e.c.								
N78202	Temporary labor recruitment and provision of personnel, overseas	S	S	S	S	S	S	S	S
N78300	Other human resources provision	S	S	S	S	S	S	S	S

TABLE 4 Number of Establishments and Revenue by Type for Administrative and Support Service Activities Establishments for All Employment Sizes  
by Industry Sub-Class: Philippines, 2010 *(Continued)*

(Value in thousand pesos. Details may not add up to total due to rounding and/or statistical disclosure control)

2009 PSIC Code	Industry Description	Number of Establishments	Revenue						
			Total	Revenue from Main Activity	Non-industrial Services Done for Others	Interest Income	Dividend Income	Value of Goods for Resale	Industrial Services Done for Others
		(1)	(2)	(3)	(4)	(5)	(6)	(7)	(8)
N79110	Travel agency activities	876	5,079,004	4,774,412	24,801	16,528	50	-	-
N79120	Tour operator activities								
N79901	Activities of booking offices related to transport	118	1,222,857	1,157,793	10,155	16,347	86	444	-
N79905	Tourist assistance activities (e.g. tourist guides)								
N80100	Private security activites	726	14,880,780	14,819,305	25,651	2,281	384	-	1,468
N80200	Security systems service activities	20	594,519	594,324	-	36	8	-	-
N80300	Investigation activities	14	46,229	40,940	5,283	6	-	-	-
N81100	Combined facilities support activities	4	101,156	91,692	9,360	104	-	-	-
N81210	General cleaning of buildings	140	4,041,718	4,037,630	197	1,628	2	529	-
N81292	Pest control services, non-agricultural	79	1,862,537	1,848,628	-	12,023	-	124	-
N81299	Other building and industrial cleaning activities, n.e.c.	15	475,834	475,128	681	14	-	-	-
N81300	Landscape care and maintenance service activities	s	s	s	s	s	s	s	s
N82191	Photocopying service activities	97	179,244	179,244	-	-	-	-	-
N82199	Other specialized office support activities								
N82211	Customer relationship management activities	334	116,296,443	114,058,966	541,129	194,323	1	-	-
N82212	Sales and marketing (including telemarketing) activities	6	5,219,658	5,147,496	7,742	4,651	-	-	-
N82219	Other call centers activities (voice), n.e.c.								
N82221	Finance and accounting activities	5	6,255,985	5,356,731	-	6,314	891,011	-	-
N82223	Administrative support activities								
N82224	Document processes activities	58	1,566,181	1,561,630	1,110	2,432	-	-	-
N82226	Medical transcription activities								
N82227	Legal services activities	5	498,187	262,875	-	311	-	-	-
N82293	Publishing outsourcing activities								
N82299	Other back office operations activities, n.e.c								
N82300	Organization of conventions and trade shows	35	326,290	302,774	14,957	262	870	-	-
N82910	Activities of collection agencies and credit bureaus	122	1,153,467	1,022,630	2,323	331	-	-	1,214
N82920	Packaging activities	54	3,964,959	3,929,236	1,955	723	5	-	-
N82990	Other business support service activities, n.e.c.	268	1,502,095	1,469,672	-	32,324	-	-	-

TABLE 4 Number of Establishments and Revenue by Type for Administrative and Support Service Activities Establishments for All Employment Sizes  
by Industry Sub-Class: Philippines, 2010 *(Continued)*

(Value in thousand pesos. Details may not add up to total due to rounding and/or statistical disclosure control)

2009 PSIC Code	Industry Description	Revenue						
		Commissions and Fees Earned	Delivery charges separately invoiced to customers	Royalty Income	Franchise Income	Foreign Exchange Gains	Real Estate Sales	Other Income
		(9)	(10)	(11)	(12)	(13)	(14)	(15)
	PHILIPPINES	355,052	510	235,000	83	1,209,186	5,960	1,259,994
N77100	Renting and leasing of motor vehicles	S	S	S	S	S	S	S
N77210	Renting and leasing of recreational and sports goods	-	-	-	-	60	-	-
N77220	Renting of video tapes and disks	-	-	-	-	-	-	796
N77291	Renting of wearing apparel	-	-	-	-	-	-	-
N77292	Renting of furniture	-	-	-	-	-	-	-
N77295	Renting of electrical appliances	}	-	-	-	-	-	-
N77296	Renting of audio-video machines							
N77299	Renting of personal and household goods, n.e.c.							
N77301	Renting of land transport equipment	-	-	-	-	-	-	-
N77302	Renting of water transport equipment	}	-	-	-	-	-	-
N77304	Renting of agricultural machinery and equipment							
N77305	Renting of construction and civil engineering machinery and equipment	-	-	-	-	22	5,960	249
N77306	Renting of computers and computer peripherals equipment	-	-	-	-	421	-	47,141
N77307	Renting of office machinery and equipment (excluding computers)	-	-	-	-	-	-	-
N77309	Renting and leasing of other machinery, equipment and tangible goods, n.e.c.	-	-	-	-	-	-	499
N78101	Labor recruitment and provision of personnel, local	14,729	460	-	-	35,995	-	27,522
N78102	Labor recruitment and provision of personnel, overseas	22,191	-	-	-	411,791	-	192,965
N78104	Casting agencies activities	}	-	-	-	-	-	-
N78105	Theatrical booking agency activities							
N78109	Other activities of employment placement agencies, n.e.c.							
N78202	Temporary labor recruitment and provision of personnel, overseas	S	S	S	S	S	S	S
N78300	Other human resources provision	S	S	S	S	S	S	S
N79110	Travel agency activities	}	130,577	-	-	78,932	-	53,705
N79120	Tour operator activities							
N79901	Activities of booking offices related to transport	}	17,733	-	-	5,449	-	14,851
N79905	Tourist assistance activities (e.g. tourist guides)							
N80100	Private security activities	17,419	50	-	83	21	-	14,117
N80200	Security systems service activities	-	-	-	-	-	-	151
N80300	Investigation activities	-	-	-	-	-	-	-
N81100	Combined facilities support activities	-	-	-	-	-	-	-
N81210	General cleaning of buildings	120	-	-	-	-	-	1,611

TABLE 4 Number of Establishments and Revenue by Type for Administrative and Support Service Activities Establishments for All Employment Sizes  
by Industry Sub-Class: Philippines, 2010 *(Concluded)*

(Value in thousand pesos. Details may not add up to total due to rounding and/or statistical disclosure control)

2009 PSIC Code	Industry Description	Revenue						
		Commissions and Fees Earned	Delivery charges separately invoiced to customers	Royalty Income	Franchise Income	Foreign Exchange Gains	Real Estate Sales	Other Income
		(9)	(10)	(11)	(12)	(13)	(14)	(15)
N81292	Pest control services, non-agricultural	-	-	-	-	800	-	962
N81299	Other building and industrial cleaning activities, n.e.c.	-	-	-	-	-	-	11
N81300	Landscape care and maintenance service activities	s	s	s	s	s	s	s
N82191	Photocopying service activities	}	-	-	-	-	-	-
N82199	Other specialized office support activities		-	-	-	-	-	-
N82211	Customer relationship management activities	760	-	-	-	623,781	-	877,484
N82212	Sales and marketing (including telemarketing) activities	}	-	-	-	47,921	-	11,848
N82219	Other call centers activities (voice), n.e.c.		-	-	-	-	-	-
N82221	Finance and accounting activities	}	-	-	-	-	-	-
N82223	Administrative support activities		88	-	-	1,770	-	70
N82224	Document processes activities	}	-	-	-	-	-	-
N82226	Medical transcription activities		-	-	-	27	-	981
N82227	Legal services activities	}	-	-	-	-	-	-
N82293	Publishing outsourcing activities		-	-	235,000	1	-	-
N82299	Other back office operations activities, n.e.c.	}	-	-	-	-	-	-
N82300	Organization of conventions and trade shows		-	-	-	2,097	-	5,330
N82910	Activities of collection agencies and credit bureaus	120,335	-	-	-	-	-	6,635
N82920	Packaging activities	31,100	-	-	-	-	-	1,939
N82990	Other business support service activities, n.e.c.	-	-	-	-	99	-	-

TABLE 4.1 Number of Establishments and Revenue from Main Activity by Type of Transaction for Administrative and Support Service Activities Establishments for All Employment Sizes by Industry Sub-Class: Philippines, 2010

(Value in thousand pesos. Details may not add up to total due to rounding and/or statistical disclosure control)

2009 PSIC Code	Industry Description	Number of Establishments	Revenue from Main Activity		
			Total	Transactions Within the Country	Transactions Outside the Country
		(1)	(2)	(3)	(4)
<b>PHILIPPINES</b>		<b>6,272</b>	<b>197,497,020</b>	<b>101,788,142</b>	<b>95,708,878</b>
N77100	Renting and leasing of motor vehicles	s	s	s	s
N77210	Renting and leasing of recreational and sports goods	22	-	-	-
N77220	Renting of video tapes and disks	337	-	-	-
N77291	Renting of wearing apparel	51	-	-	-
N77292	Renting of furniture	6	26,403	26,403	-
N77295	Renting of electrical appliances	18	-	-	-
N77296	Renting of audio-video machines				
N77299	Renting of personal and household goods, n.e.c.	8	-	-	-
N77301	Renting of land transport equipment	14	-	-	-
N77302	Renting of water transport equipment	5	-	-	-
N77304	Renting of agricultural machinery and equipment				
N77305	Renting of construction and civil engineering machinery and equipment	63	-	-	-
N77306	Renting of computers and computer peripherals equipment	272	231,055	231,055	-
N77307	Renting of office machinery and equipment (excluding computers)	7	26,591	26,591	-
N77309	Renting and leasing of other machinery, equipment and tangible goods, n.e.c.	45	-	-	-
N78101	Labor recruitment and provision of personnel, local	828	17,280,408	16,618,675	661,733
N78102	Labor recruitment and provision of personnel, overseas	1,610	17,785,114	12,678,314	5,106,800
N78104	Casting agencies activities	4	217,339	5,309	212,030
N78105	Theatrical booking agency activities				
N78109	Other activities of employment placement agencies, n.e.c.				
N78202	Temporary labor recruitment and provision of personnel, overseas	s	s	s	s
N78300	Other human resources provision	s	s	s	s
N79110	Travel agency activities	876	4,774,412	4,525,910	248,501
N79120	Tour operator activities				
N79901	Activities of booking offices related to transport	118	1,157,793	919,797	237,996
N79905	Tourist assistance activities (e.g. tourist guides)				
N80100	Private security activities	726	14,819,305	14,819,305	-
N80200	Security systems service activities	20	594,324	594,324	-
N80300	Investigation activities	14	40,940	30,449	10,491
N81100	Combined facilities support activities	4	91,692	91,692	-
N81210	General cleaning of buildings	140	4,037,630	4,037,630	-
N81292	Pest control services, non-agricultural	79	1,848,628	1,848,628	-
N81299	Other building and industrial cleaning activities, n.e.c.	15	475,128	470,811	4,317
N81300	Landscape care and maintenance service activities	s	s	s	s

TABLE 4.1 Number of Establishments and Revenue from Main Activity by Type of Transaction for Administrative and Support Service Activities Establishments for All Employment Sizes by Industry Sub-Class: Philippines, 2010 *(Concluded)*

(Value in thousand pesos. Details may not add up to total due to rounding and/or statistical disclosure control)

2009 PSIC Code	Industry Description	Number of Establishments	Revenue from Main Activity		
			Total	Transactions Within the Country	Transactions Outside the Country
			(1)	(2)	(3)
N82191	Photocopying service activities	97	179,244	179,244	-
N82199	Other specialized office support activities				
N82211	Customer relationship management activities	334	114,058,966	31,589,526	82,469,440
N82212	Sales and marketing (including telemarketing) activities	6	5,147,496	418,527	4,728,969
N82219	Other call centers activities (voice), n.e.c.				
N82221	Finance and accounting activities	5	5,356,731	3,735,038	1,621,693
N82223	Administrative support activities				
N82224	Document processes activities	58	1,561,630	1,208,235	353,396
N82226	Medical transcription activities				
N82227	Legal services activities	5	262,875	262,875	-
N82293	Publishing outsourcing activities				
N82299	Other back office operations activities, n.e.c	35	302,774	302,774	-
N82300	Organization of conventions and trade shows				
N82910	Activities of collection agencies and credit bureaus	122	1,022,630	1,022,630	-
N82920	Packaging activities	54	3,929,236	3,929,236	-
N82990	Other business support service activities, n.e.c.	268	1,469,672	1,416,159	53,513

TABLE 4.2 Number of Establishments and Value of Non-Industrial Services Done for Others by Type for Administrative and Support Service Activities Establishments for All Employment Sizes by Industry Sub-Class: Philippines, 2010

(Value in thousand pesos. Details may not add up to total due to rounding and/or statistical disclosure control)

2009 PSIC Code	Industry Description	Number of Establishments	Non-Industrial Services Done for Others				
			Total	Rent Income fromLand	Rental Income from Building and Structures	Other Rental Income	Other Non-Industrial Services
		(1)	(2)	(3)	(4)	(5)	(6)
PHILIPPINES		6,272	9,771,815	16,853	109,808	9,474,298	170,856
N77100	Renting and leasing of motor vehicles	S	S	S	S	S	S
N77210	Renting and leasing of recreational and sports goods	22	40,086	-	-	40,086	-
N77220	Renting of video tapes and disks	337	431,353	-	-	431,353	-
N77291	Renting of wearing apparel	51	29,416	-	-	29,416	-
N77292	Renting of furniture	6	4,990	-	-	4,990	-
N77295	Renting of electrical appliances	18	107,545	-	-	107,545	-
N77296	Renting of audio-video machines						
N77299	Renting of personal and household goods, n.e.c.	8	186,297	-	-	186,297	-
N77301	Renting of land transport equipment	14	32,941	-	-	32,941	-
N77302	Renting of water transport equipment	5	74,701	62	340	74,299	-
N77304	Renting of agricultural machinery and equipment						
N77305	Renting of construction and civil engineering machinery and equipment	63	2,159,099	-	5,602	2,153,497	-
N77306	Renting of computers and computer peripherals equipment	272	2,847,037	-	-	2,840,845	6,192
N77307	Renting of office machinery and equipment (excluding computers)	7	976,113	-	245	975,868	-
N77309	Renting and leasing of other machinery, equipment and tangible goods, n.e.c.	45	992,464	-	24,960	967,503	-
N78101	Labor recruitment and provision of personnel, local	828	63,667	-	6,469	32,099	25,098
N78102	Labor recruitment and provision of personnel, overseas	1,610	51,940	1,152	42,343	3,957	4,489
N78104	Casting agencies activities	4	-	-	-	-	-
N78105	Theatrical booking agency activities						
N78109	Other activities of employment placement agencies, n.e.c.						
N78202	Temporary labor recruitment and provision of personnel, overseas	S	S	S	S	S	S
N78300	Other human resources provision	S	S	S	S	S	S
N79110	Travel agency activities	876	24,801	-	24,801	-	-
N79120	Tour operator activities						
N79901	Activities of booking offices related to transport	118	10,155	-	-	-	10,155
N79905	Tourist assistance activities (e.g. tourist guides)						
N80100	Private security activities	726	25,651	-	2,864	18,292	4,495
N80200	Security systems service activities	20	-	-	-	-	-
N80300	Investigation activities	14	5,283	-	-	-	5,283
N81100	Combined facilities support activities	4	9,360	-	249	8	9,103



TABLE 4.2 Number of Establishments and Value of Non-Industrial Services Done for Others by Type for Administrative and Support Service Activities Establishments for All Employment Sizes by Industry Sub-Class: Philippines, 2010 *(Concluded)*

(Value in thousand pesos. Details may not add up to total due to rounding and/or statistical disclosure control)

2009 PSIC Code	Industry Description	Number of Establishments	Non-Industrial Services Done for Others				
			Total	Rent Income from Land	Rental Income from Building and Structures	Other Rental Income	Other Non-Industrial Services
		(1)	(2)	(3)	(4)	(5)	(6)
N81210	General cleaning of buildings	140	197	-	-	-	197
N81292	Pest control services, non-agricultural	79	-	-	-	-	-
N81299	Other building and industrial cleaning activities, n.e.c.	15	681	681	-	-	-
N81300	Landscape care and maintenance service activities	s	s	s	s	s	s
N82191	Photocopying service activities	97	-	-	-	-	-
N82199	Other specialized office support activities						
N82211	Customer relationship management activities	334	541,129	-	112	443,416	97,600
N82212	Sales and marketing (including telemarketing) activities	6	7,742	-	-	-	7,742
N82219	Other call centers activities (voice), n.e.c.						
N82221	Finance and accounting activities	5	-	-	-	-	-
N82223	Administrative support activities						
N82224	Document processes activities	58	1,110	-	-	1,110	-
N82226	Medical transcription activities						
N82227	Legal services activities	5	-	-	-	-	-
N82293	Publishing outsourcing activities						
N82299	Other back office operations activities, n.e.c.	35	14,957	14,957	-	-	-
N82300	Organization of conventions and trade shows						
N82910	Activities of collection agencies and credit bureaus	122	2,323	-	1,823	-	500
N82920	Packaging activities	54	1,955	-	-	1,955	-
N82990	Other business support service activities, n.e.c.	268	-	-	-	-	-

TABLE 5 Number of Establishments and Cost by Type for Administrative and Support Service Activities Establishments for All Employment Sizes  
by Industry Sub-Class: Philippines, 2010

(Value in thousand pesos. Details may not add up to total due to rounding and/or statistical disclosure control)

2009 PSIC Code	Industry Description	Number of Establishments	Cost			
			Total	Materials and Supplies Purchased	Fuels, Lubricants, Oils and Greases Purchased	Electricity and Water Purchased
		(1)	(2)	(3)	(4)	(5)
PHILIPPINES		6,272	81,062,330	11,721,211	1,364,045	4,995,870
N77100	Renting and leasing of motor vehicles	S	S	S	S	S
N77210	Renting and leasing of recreational and sports goods	22	24,470	7,486	2,399	1,749
N77220	Renting of video tapes and disks	337	303,634	89,076	672	33,443
N77291	Renting of wearing apparel	51	14,182	7,712	405	1,313
N77292	Renting of furniture	6	6,272	453	721	115
N77295	Renting of electrical appliances	}	18	63,220	7,876	1,389
N77296	Renting of audio-video machines					
N77299	Renting of personal and household goods, n.e.c.	8	124,195	49,683	1,339	1,649
N77301	Renting of land transport equipment	14	22,585	557	328	724
N77302	Renting of water transport equipment	}	5	63,912	40,998	10,678
N77304	Renting of agricultural machinery and equipment					
N77305	Renting of construction and civil engineering machinery and equipment	63	1,593,050	803,450	257,278	20,458
N77306	Renting of computers and computer peripherals equipment	272	1,202,701	143,499	5,926	64,869
N77307	Renting of office machinery and equipment (excluding computers)	7	892,741	21,995	4,139	7,771
N77309	Renting and leasing of other machinery, equipment and tangible goods, n.e.c.	45	599,645	203,863	14,716	7,707
N78101	Labor recruitment and provision of personnel, local	828	6,134,107	1,121,183	122,804	206,875
N78102	Labor recruitment and provision of personnel, overseas	1,610	10,688,080	783,485	247,516	554,873
N78104	Casting agencies activities	}	4	65,899	60,000	50
N78105	Theatrical booking agency activities					
N78109	Other activities of employment placement agencies, n.e.c.					549
N78202	Temporary labor recruitment and provision of personnel, overseas	S	S	S	S	S
N78300	Other human resources provision	S	S	S	S	S
N79110	Travel agency activities	}	876	3,090,935	1,301,008	64,187
N79120	Tour operator activities					
N79901	Activities of booking offices related to transport	}	118	582,336	209,906	15,680
N79905	Tourist assistance activities (e.g. tourist guides)					
N80100	Private security activities	726	2,588,068	384,143	216,297	138,017
N80200	Security systems service activities	20	67,979	17,218	8,619	7,335
N80300	Investigation activities	14	32,345	11,776	105	1,988
N81100	Combined facilities support activities	4	58,222	7,304	16,929	2,111
N81210	General cleaning of buildings	140	574,012	244,055	27,350	19,492
N81292	Pest control services, non-agricultural	79	1,601,035	1,297,064	19,142	13,563
N81299	Other building and industrial cleaning activities, n.e.c.	15	356,862	13,628	17,435	13,097
N81300	Landscape care and maintenance service activities	S	S	S	S	S

TABLE 5 Number of Establishments and Cost by Type for Administrative and Support Service Activities Establishments for All Employment Sizes  
by Industry Sub-Class: Philippines, 2010 *(Continued)*

(Value in thousand pesos. Details may not add up to total due to rounding and/or statistical disclosure control)

2009 PSIC Code	Industry Description	Number of Establishments	Cost			
			Total	Materials and Supplies Purchased	Fuels, Lubricants, Oils and Greases Purchased	Electricity and Water Purchased
		(1)	(2)	(3)	(4)	(5)
N82191	Photocopying service activities	97	111,856	45,226	784	9,721
N82199	Other specialized office support activities					
N82211	Customer relationship management activities	334	36,432,301	2,228,394	216,924	3,327,560
N82212	Sales and marketing (including telemarketing) activities	6	2,516,868	36,307	6,142	72,460
N82219	Other call centers activities (voice), n.e.c.					
N82221	Finance and accounting activities	5	3,802,236	1,495,973	-	85,533
N82223	Administrative support activities					
N82224	Document processes activities	58	930,559	26,935	4,540	44,962
N82226	Medical transcription activities					
N82227	Legal services activities	5	301,147	58,719	194	9,404
N82293	Publishing outsourcing activities					
N82299	Other back office operations activities, n.e.c	35	284,997	33,171	17,921	10,980
N82300	Organization of conventions and trade shows					
N82910	Activities of collection agencies and credit bureaus	122	940,513	70,622	11,379	18,679
N82920	Packaging activities	54	3,210,960	737,320	39,703	93,749
N82990	Other business support service activities, n.e.c.	268	680,536	159,137	9,825	32,388

TABLE 5 Number of Establishments and Cost by Type for Administrative and Support Service Activities Establishments for All Employment Sizes  
by Industry Sub-Class: Philippines, 2010 (Continued)

(Value in thousand pesos. Details may not add up to total due to rounding and/or statistical disclosure control)

2009 PSIC Code	Industry Description	Cost				
		Industrial Services Done by Others	Cost of Non- Industrial Services Done by Others	Taxes on product and production	Interest Expense	Research and Experimental Development
		(6)	(7)	(8)	(9)	(10)
PHILIPPINES		10,631,766	36,431,241	2,172,940	1,358,865	314,242
N77100	Renting and leasing of motor vehicles	S	S	S	S	S
N77210	Renting and leasing of recreational and sports goods	1,220	7,127	1,435	60	-
N77220	Renting of video tapes and disks	359	146,397	11,071	6,829	-
N77291	Renting of wearing apparel	100	3,922	641	-	-
N77292	Renting of furniture	5	4,041	345	-	-
N77295	Renting of electrical appliances	1,186	44,658	1,167	9	-
N77296	Renting of audio-video machines					
N77299	Renting of personal and household goods, n.e.c.	5,769	40,587	2,914	2,043	-
N77301	Renting of land transport equipment	-	10,624	1,166	-	-
N77302	Renting of water transport equipment	80	772	586	1,090	22
N77304	Renting of agricultural machinery and equipment					
N77305	Renting of construction and civil engineering machinery and equipment	51,443	265,319	29,860	24,702	-
N77306	Renting of computers and computer peripherals equipment	114,396	462,619	44,610	28,115	145,523
N77307	Renting of office machinery and equipment (excluding computers)	28,234	758,582	6,535	13,566	-
N77309	Renting and leasing of other machinery, equipment and tangible goods, n.e.c.	20,639	236,144	8,861	239	-
N78101	Labor recruitment and provision of personnel, local	2,338,764	1,629,766	136,384	45,240	351
N78102	Labor recruitment and provision of personnel, overseas	2,681,203	4,763,555	257,657	257,767	59,129
N78104	Casting agencies activities	34	3,456	1,198	-	-
N78105	Theatrical booking agency activities					
N78109	Other activities of employment placement agencies, n.e.c.					
N78202	Temporary labor recruitment and provision of personnel, overseas	S	S	S	S	S
N78300	Other human resources provision	S	S	S	S	S
N79110	Travel agency activities	36,996	1,184,688	94,193	27,767	-
N79120	Tour operator activities					
N79901	Activities of booking offices related to transport	62,873	183,878	13,235	4,114	-
N79905	Tourist assistance activities (e.g. tourist guides)					
N80100	Private security activities	295,039	987,410	156,729	82,131	175
N80200	Security systems service activities	551	20,364	4,621	4,189	91
N80300	Investigation activities	160	16,281	945	-	176
N81100	Combined facilities support activities	11,719	17,509	1,350	-	-
N81210	General cleaning of buildings	46,368	137,970	19,925	8,002	-
N81292	Pest control services, non-agricultural	114,611	69,231	10,709	18,011	43
N81299	Other building and industrial cleaning activities, n.e.c.	9,599	292,127	579	140	-
N81300	Landscape care and maintenance service activities	S	S	S	S	S
N82191	Photocopying service activities	729	43,695	2,871	587	-
N82199	Other specialized office support activities					
N82211	Customer relationship management activities	2,286,962	19,298,057	1,132,243	544,680	97,525

TABLE 5 Number of Establishments and Cost by Type for Administrative and Support Service Activities Establishments for All Employment Sizes  
by Industry Sub-Class: Philippines, 2010 *(Continued)*

(Value in thousand pesos. Details may not add up to total due to rounding and/or statistical disclosure control)

2009 PSIC Code	Industry Description	Cost				
		Industrial Services Done by Others	Cost of Non- Industrial Services Done by Others	Taxes on product and production	Interest Expense	Research and Experimental Development
		(6)	(7)	(8)	(9)	(10)
N82212	Sales and marketing (including telemarketing) activities	149	2,077,105	13,002	22,565	667
N82219	Other call centers activities (voice), n.e.c.					
N82221	Finance and accounting activities	1,002,696	360,297	31,778	51,488	-
N82223	Administrative support activities					
N82224	Document processes activities					
N82226	Medical transcription activities	16,376	781,596	8,783	3,427	967
N82227	Legal services activities	273	135,557	4,433	20,312	5,000
N82293	Publishing outsourcing activities					
N82299	Other back office operations activities, n.e.c.					
N82300	Organization of conventions and trade shows	8,273	174,030	4,285	749	-
N82910	Activities of collection agencies and credit bureaus	48,968	615,536	91,335	2,485	4,316
N82920	Packaging activities	1,387,394	729,723	33,992	45,065	260
N82990	Other business support service activities, n.e.c.	21,438	375,628	24,460	14,718	-

TABLE 5 Number of Establishments and Cost by Type for Administrative and Support Service Activities Establishments for All Employment Sizes by Industry  
Sub-Class: Philippines, 2010 *(Continued)*

(Value in thousand pesos. Details may not add up to total due to rounding and/or statistical disclosure control)

2009 PSIC Code	Industry Description	Cost				
		Goods Purchased for Resale	Real Estate Purchased for Resale	Bad and Doubtful Debts	Depreciation of Fixed Assets	Foreign Exchange Losses
		(11)	(12)	(13)	(14)	(15)
	PHILIPPINES	210,670	5,960	227,243	8,367,667	1,283,230
N77100	Renting and leasing of motor vehicles	S	S	S	S	S
N77210	Renting and leasing of recreational and sports goods	-	-	-	2,994	-
N77220	Renting of video tapes and disks	6,952	-	-	6,166	-
N77291	Renting of wearing apparel	-	-	-	89	-
N77292	Renting of furniture	-	-	-	566	6
N77295	Renting of electrical appliances	}	-	111	2,566	-
N77296	Renting of audio-video machines					
N77299	Renting of personal and household goods, n.e.c.	64	-	-	12,316	-
N77301	Renting of land transport equipment	-	-	-	8,929	-
N77302	Renting of water transport equipment	}	-	4,602	4,743	-
N77304	Renting of agricultural machinery and equipment					
N77305	Renting of construction and civil engineering machinery and equipment	28,190	5,960	776	104,847	265
N77306	Renting of computers and computer peripherals equipment	-	-	10,316	152,069	1,054
N77307	Renting of office machinery and equipment (excluding computers)	-	-	1,054	44,016	6,834
N77309	Renting and leasing of other machinery, equipment and tangible goods, n.e.c.	4,381	-	16,992	46,569	-
N78101	Labor recruitment and provision of personnel, local	170,418	-	20,693	233,511	55,498
N78102	Labor recruitment and provision of personnel, overseas	-	-	17,387	613,702	181,411
N78104	Casting agencies activities	}	-	-	593	-
N78105	Theatrical booking agency activities					
N78109	Other activities of employment placement agencies, n.e.c.					
N78202	Temporary labor recruitment and provision of personnel, overseas	S	S	S	S	S
N78300	Other human resources provision	S	S	S	S	S
N79110	Travel agency activities	}	-	11,522	100,785	44,514
N79120	Tour operator activities					
N79901	Activities of booking offices related to transport	}	-	2,939	26,185	13,140
N79905	Tourist assistance activities (e.g. tourist guides)					
N80100	Private security activities	-	-	42,044	249,349	2,406
N80200	Security systems service activities	-	-	-	3,191	537
N80300	Investigation activities	-	-	-	611	6
N81100	Combined facilities support activities	-	-	-	943	-
N81210	General cleaning of buildings	303	-	1,864	54,352	619
N81292	Pest control services, non-agricultural	121	-	191	21,302	-
N81299	Other building and industrial cleaning activities, n.e.c.	-	-	14	5,364	-
N81300	Landscape care and maintenance service activities	S	S	S	S	S

TABLE 5 Number of Establishments and Cost by Type for Administrative and Support Service Activities Establishments for All Employment Sizes by Industry  
Sub-Class: Philippines, 2010 *(Continued)*

(Value in thousand pesos. Details may not add up to total due to rounding and/or statistical disclosure control)

2009 PSIC Code	Industry Description	Cost					
		Goods Purchased for Resale	Real Estate Purchased for Resale	Bad and Doubtful Debts	Depreciation of Fixed Assets	Foreign Exchange Losses	
		(11)	(12)	(13)	(14)	(15)	
N82191	Photocopying service activities	}	-	-	-	8,232	-
N82199	Other specialized office support activities		-	-	63,699	5,695,493	948,231
N82211	Customer relationship management activities	}	-	-	-	274,131	10
N82212	Sales and marketing (including telemarketing) activities		-	-	-	-	-
N82219	Other call centers activities (voice), n.e.c.	}	-	-	8,958	90,534	-
N82221	Finance and accounting activities		-	-	-	27,885	5,742
N82223	Administrative support activities	}	-	-	3,500	12,441	13,108
N82224	Document processes activities		-	-	-	35,234	-
N82226	Medical transcription activities	}	-	-	-	75,963	5
N82227	Legal services activities		-	-	6,879	88,099	9,430
N82293	Publishing outsourcing activities	}	-	-	12,921	17,966	415
N82299	Other back office operations activities, n.e.c		-	-	-	-	-
N82300	Organization of conventions and trade shows		-	-	-	-	-
N82910	Activities of collection agencies and credit bureaus		-	-	-	-	-
N82920	Packaging activities		-	-	-	-	-
N82990	Other business support service activities, n.e.c.		-	-	-	-	-

TABLE 5 Number of Establishments and Cost by Type for Administrative and Support Service Activities Establishments for All Employment Sizes by Industry  
Sub-Class: Philippines, 2010 *(Continued)*

(Value in thousand pesos. Details may not add up to total due to rounding and/or statistical disclosure control)

2009 PSIC Code	Industry Description	Cost			
		Environmental Protection Expense	Royalty Fee	Franchise Fee	Other Cost
		(16)	(17)	(18)	(19)
	PHILIPPINES	36,006	766,018	1,305	1,174,046
N77100	Renting and leasing of motor vehicles	S	S	S	S
N77210	Renting and leasing of recreational and sports goods	-	-	-	-
N77220	Renting of video tapes and disks	-	1,872	784	4
N77291	Renting of wearing apparel	-	-	-	-
N77292	Renting of furniture	-	-	-	21
N77295	Renting of electrical appliances	}	-	-	5
N77296	Renting of audio-video machines		-	-	-
N77299	Renting of personal and household goods, n.e.c.	-	-	-	7,831
N77301	Renting of land transport equipment	-	-	-	258
N77302	Renting of water transport equipment	}	-	-	-
N77304	Renting of agricultural machinery and equipment		-	-	-
N77305	Renting of construction and civil engineering machinery and equipment	-	-	-	502
N77306	Renting of computers and computer peripherals equipment	29	17,974	-	11,702
N77307	Renting of office machinery and equipment (excluding computers)	-	-	-	15
N77309	Renting and leasing of other machinery, equipment and tangible goods, n.e.c.	6	-	-	39,529
N78101	Labor recruitment and provision of personnel, local	-	-	168	52,453
N78102	Labor recruitment and provision of personnel, overseas	1,447	-	-	268,948
N78104	Casting agencies activities	}	-	-	19
N78105	Theatrical booking agency activities		-	-	-
N78109	Other activities of employment placement agencies, n.e.c.		-	-	-
N78202	Temporary labor recruitment and provision of personnel, overseas	S	S	S	S
N78300	Other human resources provision	S	S	S	S
N79110	Travel agency activities	}	-	21,837	-
N79120	Tour operator activities		-	-	54,221
N79901	Activities of booking offices related to transport	}	-	-	14,392
N79905	Tourist assistance activities (e.g. tourist guides)		-	-	-
N80100	Private security activities	925	2,564	352	30,489
N80200	Security systems service activities	-	19	-	1,244
N80300	Investigation activities	-	-	-	297
N81100	Combined facilities support activities	-	-	-	355
N81210	General cleaning of buildings	-	6,926	-	6,786
N81292	Pest control services, non-agricultural	33,314	728	-	3,005
N81299	Other building and industrial cleaning activities, n.e.c.	9	-	-	4,870
N81300	Landscape care and maintenance service activities	S	S	S	S
N82191	Photocopying service activities	}	-	-	10
N82199	Other specialized office support activities		-	-	-
N82211	Customer relationship management activities		-	25,691	-
		-	25,691	-	566,842



TABLE 5 Number of Establishments and Cost by Type for Administrative and Support Service Activities Establishments for All Employment Sizes by Industry Sub-Class: Philippines, 2010 (*Concluded*)

(Value in thousand pesos. Details may not add up to total due to rounding and/or statistical disclosure control)

2009 PSIC Code	Industry Description	Cost				
		Environmental Protection Expense	Royalty Fee	Franchise Fee	Other Cost	
		(16)	(17)	(18)	(19)	
N82212	Sales and marketing (including telemarketing) activities	}	-	-	-	14,331
N82219	Other call centers activities (voice), n.e.c.		-	-	-	-
N82221	Finance and accounting activities	}	-	666,906	-	8,074
N82223	Administrative support activities		-	-	-	-
N82224	Document processes activities	}	-	-	-	9,349
N82226	Medical transcription activities		-	-	-	-
N82227	Legal services activities	}	-	21,500	-	16,705
N82293	Publishing outsourcing activities		-	-	-	-
N82299	Other back office operations activities, n.e.c	}	-	-	-	355
N82300	Organization of conventions and trade shows		-	-	-	1,223
N82910	Activities of collection agencies and credit bureaus	}	276	-	-	39,069
N82920	Packaging activities		-	-	-	11,640
N82990	Other business support service activities, n.e.c.	}	-	-	-	-
			-	-	-	-

TABLE 5.1 Number of Establishments and Cost of Industrial Services Done by Others by Type for Administrative and Support Service Activities Establishments for All Employment Sizes by Industry Sub-Class: Philippines, 2010

(Value in thousand pesos. Details may not add up to total due to rounding and/or statistical disclosure control)

2009 PSIC Code	Industry Description	Number of Establishments	Industrial Services Done by Others		
			Total	Contract and Commission Work	Other Industrial Services
		(1)	(2)	(3)	(4)
PHILIPPINES		6,272	10,631,766	8,330,919	2,300,847
N77100	Renting and leasing of motor vehicles	s	s	s	s
N77210	Renting and leasing of recreational and sports goods	22	1,220	217	1,003
N77220	Renting of video tapes and disks	337	359	-	359
N77291	Renting of wearing apparel	51	100	-	100
N77292	Renting of furniture	6	5	-	5
N77295	Renting of electrical appliances	}	18	1,186	263
N77296	Renting of audio-video machines				
N77299	Renting of personal and household goods, n.e.c.				
N77301	Renting of land transport equipment	8	5,769	96	5,673
N77302	Renting of water transport equipment	14	-	-	-
N77304	Renting of agricultural machinery and equipment	}	5	80	-
N77305	Renting of construction and civil engineering machinery and equipment				
N77306	Renting of computers and computer peripherals equipment				
N77307	Renting of office machinery and equipment (excluding computers)	272	114,396	-	114,396
N77309	Renting and leasing of other machinery, equipment and tangible goods, n.e.c.	7	28,234	27,023	1,212
N78101	Labor recruitment and provision of personnel, local	45	20,639	222	20,417
N78102	Labor recruitment and provision of personnel, overseas	828	2,338,764	1,929,361	409,403
N78104	Casting agencies activities	1,610	2,681,203	2,629,904	51,299
N78105	Theatrical booking agency activities	}	4	34	-
N78109	Other activities of employment placement agencies, n.e.c.				
N78202	Temporary labor recruitment and provision of personnel, overseas				
N78300	Other human resources provision	s	s	s	s
N79110	Travel agency activities	s	s	s	s
N79120	Tour operator activities	}	876	36,996	10,775
N79901	Activities of booking offices related to transport				
N79905	Tourist assistance activities (e.g. tourist guides)				
N80100	Private security activities	}	118	62,873	46,235
N80200	Security systems service activities				
N80300	Investigation activities				
N81100	Combined facilities support activities	726	295,039	198,537	96,501
N81210	General cleaning of buildings	20	551	-	551
N81292	Pest control services, non-agricultural	14	160	-	160
N81299	Other building and industrial cleaning activities, n.e.c.	4	11,719	4,320	7,399
N81300	Landscape care and maintenance service activities	140	46,368	30,146	16,222
N82191	Photocopying service activities	79	114,611	107,701	6,910
N82199	Other specialized office support activities	15	9,599	3,014	6,585
N82211	Customer relationship management activities	s	s	s	s
		}	97	729	-
		334	2,286,962	914,472	1,372,499

TABLE 5.1 Number of Establishments and Cost of Industrial Services Done by Others by Type for Administrative and Support Service Activities: Establishments for All Employment Sizes by Industry Sub-Class: Philippines, 2010 *(Concluded)*

(Value in thousand pesos. Details may not add up to total due to rounding and/or statistical disclosure control)

2009 PSIC Code	Industry Description	Number of Establishments	Industrial Services Done by Others		
			Total	Contract and Commission Work	Other Industrial Services
		(1)	(2)	(3)	(4)
N82212	Sales and marketing (including telemarketing) activities	6	149	34	115
N82219	Other call centers activities (voice), n.e.c.				
N82221	Finance and accounting activities	5	1,002,696	997,355	5,341
N82223	Administrative support activities				
N82224	Document processes activities				
N82226	Medical transcription activities	58	16,376	13,597	2,779
N82227	Legal services activities	5	273	146	127
N82293	Publishing outsourcing activities				
N82299	Other back office operations activities, n.e.c.				
N82300	Organization of conventions and trade shows	35	8,273	2,861	5,412
N82910	Activities of collection agencies and credit bureaus	122	48,968	38,520	10,449
N82920	Packaging activities	54	1,387,394	1,336,009	51,385
N82990	Other business support service activities, n.e.c.	268	21,438	-	21,438

TABLE 5.2 Number of Establishments and Cost of Non-Industrial Services Done by Others by Type for Administrative and Support Service Activities Establishments for All Employment Sizes by Industry Sub-Class: Philippines, 2010

(Value in thousand pesos. Details may not add up to total due to rounding and/or statistical disclosure control)

2009 PSIC Code	Industry Description	Number of Establishments	Non-Industrial Services Done by Others				
			Total	Rent Expense for Land	Rental Expense for Building and Structures	Other Rental Expenses	Other Non-Industrial Services
		(1)	(2)	(3)	(4)	(5)	(6)
PHILIPPINES		6,272	36,431,241	58,974	8,888,742	1,149,360	26,334,165
N77100	Renting and leasing of motor vehicles	S	S	S	S	S	S
N77210	Renting and leasing of recreational and sports goods	22	7,127	245	4,682	-	2,200
N77220	Renting of video tapes and disks	337	146,397	3,657	61,602	11,602	69,537
N77291	Renting of wearing apparel	51	3,922	1,675	1,522	-	725
N77292	Renting of furniture	6	4,041	-	3,837	-	204
N77295	Renting of electrical appliances	18	44,658	-	20,367	3,558	20,733
N77296	Renting of audio-video machines						
N77299	Renting of personal and household goods, n.e.c.	8	40,587	-	4,382	4,497	31,708
N77301	Renting of land transport equipment	14	10,624	-	674	-	9,949
N77302	Renting of water transport equipment	5	772	-	-	-	772
N77304	Renting of agricultural machinery and equipment						
N77305	Renting of construction and civil engineering machinery and equipment	63	265,319	72	14,289	10,943	240,015
N77306	Renting of computers and computer peripherals equipment	272	462,619	-	91,282	-	371,337
N77307	Renting of office machinery and equipment (excluding computers)	7	758,582	-	8,331	628	749,623
N77309	Renting and leasing of other machinery, equipment and tangible goods, n.e.c.	45	236,144	-	61,193	22,584	152,366
N78101	Labor recruitment and provision of personnel, local	828	1,629,766	3,023	313,520	15,065	1,298,158
N78102	Labor recruitment and provision of personnel, overseas	1,610	4,763,555	46,679	1,208,391	35,110	3,473,374
N78104	Casting agencies activities	4	3,456	-	592	-	2,864
N78105	Theatrical booking agency activities						
N78109	Other activities of employment placement agencies, n.e.c.						
N78202	Temporary labor recruitment and provision of personnel, overseas	S	S	S	S	S	S
N78300	Other human resources provision	S	S	S	S	S	S
N79110	Travel agency activities	876	1,184,688	269	334,532	1,315	848,572
N79120	Tour operator activities						
N79901	Activities of booking offices related to transport	118	183,878	-	47,165	580	136,133
N79905	Tourist assistance activities (e.g. tourist guides)						
N80100	Private security activities	726	987,410	1,322	151,330	8,718	826,040
N80200	Security systems service activities	20	20,364	-	8,531	-	11,833
N80300	Investigation activities	14	16,281	-	2,634	-	13,647
N81100	Combined facilities support activities	4	17,509	-	4,021	-	13,488

TABLE 5.2 Number of Establishments and Cost of Non-Industrial Services Done by Others by Type for Administrative and Support Service Activities Establishments for All Employment Sizes by Industry Sub-Class: Philippines, 2010 *(Concluded)*

(Value in thousand pesos. Details may not add up to total due to rounding and/or statistical disclosure control)

2009 PSIC Code	Industry Description	Number of Establishments	Non-Industrial Services Done by Others				
			Total	Rent Expense for Land	Rental Expense for Building and Structures	Other Rental Expenses	Other Non-Industrial Services
		(1)	(2)	(3)	(4)	(5)	(6)
N81210	General cleaning of buildings	140	137,970	-	20,562	7,281	110,127
N81292	Pest control services, non-agricultural	79	69,231	728	17,232	-	51,271
N81299	Other building and industrial cleaning activities, n.e.c.	15	292,127	-	597	-	291,530
N81300	Landscape care and maintenance service activities	s	s	s	s	s	s
N82191	Photocopying service activities	97	43,695	-	36,569	-	7,126
N82199	Other specialized office support activities						
N82211	Customer relationship management activities	334	19,298,057	-	5,584,964	990,545	12,722,549
N82212	Sales and marketing (including telemarketing) activities	6	2,077,105	-	373,695	-	1,703,410
N82219	Other call centers activities (voice), n.e.c.						
N82221	Finance and accounting activities	5	360,297	-	75,092	850	284,355
N82223	Administrative support activities						
N82224	Document processes activities	58	781,596	-	39,810	1,716	740,070
N82226	Medical transcription activities						
N82227	Legal services activities	5	135,557	-	25,707	3,000	106,850
N82293	Publishing outsourcing activities						
N82299	Other back office operations activities, n.e.c.	35	174,030	-	59,763	23,679	90,588
N82300	Organization of conventions and trade shows						
N82910	Activities of collection agencies and credit bureaus	122	615,536	-	28,991	3,288	583,257
N82920	Packaging activities	54	729,723	1,205	203,979	153	524,385
N82990	Other business support service activities, n.e.c.	268	375,628	99	64,674	4,206	306,648

TABLE 6 Number of Establishments and Capital Expenditures by Type of Tangible Fixed Assets for Administrative and Support Service Activities Establishments for All Employment Sizes by Industry Sub-Class: Philippines, 2010

(Value in thousand pesos. Details may not add up to total due to rounding and/or statistical disclosure control)

2009 PSIC Code	Industry Description	Number of Establishments	Capital Expenditures for Tangible Fixed Assets			
			Total	Land	Buildings, Other Structures and Land Improvements	Transport Equipment
		(1)	(2)	(3)	(4)	(5)
PHILIPPINES		6,272	5,241,075	122,426	1,294,324	350,532
N77100	Renting and leasing of motor vehicles	S	S	S	S	S
N77210	Renting and leasing of recreational and sports goods	22	15,350	800	500	11,365
N77220	Renting of video tapes and disks	337	58	-	-	-
N77291	Renting of wearing apparel	51	-	-	-	-
N77292	Renting of furniture	6	-	-	-	-
N77295	Renting of electrical appliances	18	371	-	-	-
N77296	Renting of audio-video machines					
N77299	Renting of personal and household goods, n.e.c.	8	38,818	15,000	-	3,368
N77301	Renting of land transport equipment	14	-	-	-	-
N77302	Renting of water transport equipment	5	46,583	1,761	2,514	38,609
N77304	Renting of agricultural machinery and equipment					
N77305	Renting of construction and civil engineering machinery and equipment	63	122,224	-	13,080	2,992
N77306	Renting of computers and computer peripherals equipment	272	144,945	-	3,017	7,850
N77307	Renting of office machinery and equipment (excluding computers)	7	11,249	-	1,670	2,744
N77309	Renting and leasing of other machinery, equipment and tangible goods, n.e.c.	45	197,942	75,000	505	20,973
N78101	Labor recruitment and provision of personnel, local	828	117,560	1,800	13,260	23,932
N78102	Labor recruitment and provision of personnel, overseas	1,610	384,215	23,053	88,738	81,294
N78104	Casting agencies activities	4	-	-	-	-
N78105	Theatrical booking agency activities					
N78109	Other activities of employment placement agencies, n.e.c.					
N78202	Temporary labor recruitment and provision of personnel, overseas	S	S	S	S	S
N78300	Other human resources provision	S	S	S	S	S
N79110	Travel agency activities	876	68,600	-	18,621	15,105
N79120	Tour operator activities					
N79901	Activities of booking offices related to transport	118	47,527	-	34,286	1,136
N79905	Tourist assistance activities (e.g. tourist guides)					
N80100	Private security activities	726	142,144	5,012	15,711	54,278
N80200	Security systems service activities	20	-	-	-	-
N80300	Investigation activities	14	-	-	-	-
N81100	Combined facilities support activities	4	3,297	-	52	2,580
N81210	General cleaning of buildings	140	23,895	-	990	2,545
N81292	Pest control services, non-agricultural	79	37,735	-	989	6,793
N81299	Other building and industrial cleaning activities, n.e.c.	15	1,331	-	-	1,260

TABLE 6 Number of Establishments and Capital Expenditures by Type of Tangible Fixed Assets for Administrative and Support Service Activities Establishments for All Employment Sizes by Industry Sub-Class: Philippines, 2010 *(Continued)*

(Value in thousand pesos. Details may not add up to total due to rounding and/or statistical disclosure control)

2009 PSIC Code	Industry Description	Number of Establishments	Capital Expenditures for Tangible Fixed Assets			
			Total	Land	Buildings, Other Structures and Land Improvements	Transport Equipment
		(1)	(2)	(3)	(4)	(5)
N81300	Landscape care and maintenance service activities	s	s	s	s	s
N82191	Photocopying service activities	}	97	10,348	-	1,700
N82199	Other specialized office support activities					
N82211	Customer relationship management activities					
N82212	Sales and marketing (including telemarketing) activities	}	334	3,358,588	-	1,008,341
N82219	Other call centers activities (voice), n.e.c.					
N82221	Finance and accounting activities	}	6	10,584	-	457
N82223	Administrative support activities					
N82224	Document processes activities					
N82226	Medical transcription activities	}	58	16,268	-	3,421
N82227	Legal services activities					
N82293	Publishing outsourcing activities					
N82299	Other back office operations activities, n.e.c	}	5	1,171	-	632
N82300	Organization of conventions and trade shows					
N82910	Activities of collection agencies and credit bureaus					
N82920	Packaging activities	}	35	18,415	-	-
N82990	Other business support service activities, n.e.c.					
N82910	Activities of collection agencies and credit bureaus		122	168,271	-	19,587
N82920	Packaging activities		54	146,660	-	55,164
N82990	Other business support service activities, n.e.c.		268	14,926	-	5,487

TABLE 6 Number of Establishments and Capital Expenditures by Type of Tangible Fixed Assets for Administrative and Support Service Activities Establishments for All Employment Sizes by Industry Sub-Class: Philippines, 2010 *(Continued)*

(Value in thousand pesos. Details may not add up to total due to rounding and/or statistical disclosure control)

2009 PSIC Code	Industry Description	Capital Expenditures for Tangible Fixed Assets			
		ICT Machinery and Equipment	Other Machinery and Equipment	Valuables	Other Tangible Fixed Assets
		(6)	(7)	(8)	(9)
PHILIPPINES		1,892,193	1,569,246	-	12,353
N77100	Renting and leasing of motor vehicles	S	S	S	S
N77210	Renting and leasing of recreational and sports goods	50	2,635	-	-
N77220	Renting of video tapes and disks	-	58	-	-
N77291	Renting of wearing apparel	-	-	-	-
N77292	Renting of furniture	-	-	-	-
N77295	Renting of electrical appliances	}	371	-	-
N77296	Renting of audio-video machines				
N77299	Renting of personal and household goods, n.e.c.				
N77301	Renting of land transport equipment	-	-	-	-
N77302	Renting of water transport equipment	}	3,698	-	-
N77304	Renting of agricultural machinery and equipment				
N77305	Renting of construction and civil engineering machinery and equipment				
N77306	Renting of computers and computer peripherals equipment	14,396	119,682	-	-
N77307	Renting of office machinery and equipment (excluding computers)	385	6,450	-	-
N77309	Renting and leasing of other machinery, equipment and tangible goods, n.e.c.	525	100,939	-	-
N78101	Labor recruitment and provision of personnel, local	33,295	45,273	-	-
N78102	Labor recruitment and provision of personnel, overseas	108,081	83,049	-	-
N78104	Casting agencies activities	}	-	-	-
N78105	Theatrical booking agency activities				
N78109	Other activities of employment placement agencies, n.e.c.				
N78202	Temporary labor recruitment and provision of personnel, overseas	S	S	S	S
N78300	Other human resources provision	S	S	S	S
N79110	Travel agency activities	}	10,119	-	-
N79120	Tour operator activities				
N79901	Activities of booking offices related to transport	}	7,043	-	-
N79905	Tourist assistance activities (e.g. tourist guides)				
N80100	Private security activities	17,331	49,702	-	110
N80200	Security systems service activities	-	-	-	-
N80300	Investigation activities	-	-	-	-
N81100	Combined facilities support activities	142	522	-	-
N81210	General cleaning of buildings	2,872	17,474	-	15
N81292	Pest control services, non-agricultural	5,885	24,068	-	-
N81299	Other building and industrial cleaning activities, n.e.c.	71	-	-	-
N81300	Landscape care and maintenance service activities	S	S	S	S
N82191	Photocopying service activities	}	148	-	-
N82199	Other specialized office support activities				
N82211	Customer relationship management activities				
		1,614,376	704,936	-	11,701



TABLE 6 Number of Establishments and Capital Expenditures by Type of Tangible Fixed Assets for Administrative and Support Service Activities Establishments for All Employment Sizes by Industry Sub-Class: Philippines, 2010 *(Concluded)*

(Value in thousand pesos. Details may not add up to total due to rounding and/or statistical disclosure control)

2009 PSIC Code	Industry Description	Capital Expenditures for Tangible Fixed Assets			
		ICT Machinery and Equipment	Other Machinery and Equipment	Valuables	Other Tangible Fixed Assets
		(6)	(7)	(8)	(9)
N82212	Sales and marketing (including telemarketing) activities	8,650	780	-	-
N82219	Other call centers activities (voice), n.e.c.				
N82221	Finance and accounting activities	17,635	67,975	-	-
N82223	Administrative support activities				
N82224	Document processes activities				
N82226	Medical transcription activities	10,494	1,237	-	-
N82227	Legal services activities				
N82293	Publishing outsourcing activities	-	-	-	-
N82299	Other back office operations activities, n.e.c				
N82300	Organization of conventions and trade shows	899	76	-	-
N82910	Activities of collection agencies and credit bureaus	2,569	146,115	-	-
N82920	Packaging activities	6,904	52,014	-	527
N82990	Other business support service activities, n.e.c.	4,576	2,231	-	-

TABLE 6.1b Number of Establishments and Capital Expenditures for Directly Imported Tangible Fixed Assets for Administrative and Support Service Activities  
Establishments for All Employment Sizes by Industry Sub-Class: Philippines, 2010

(Value in thousand pesos. Details may not add up to total due to rounding and/or statistical disclosure control)

2009 PSIC Code	Industry Description	Number of Establishments	Directly Imported Tangible Fixed Assets					
			Total	Transport Equipment	ICT Machinery and Equipment	Other Machinery and Equipment	Valuables	Other Tangible Fixed Assets
		(1)	(2)	(3)	(4)	(5)	(6)	(7)
<b>PHILIPPINES</b>		<b>6,272</b>	<b>82,671</b>	<b>-</b>	<b>15,087</b>	<b>67,584</b>	<b>-</b>	<b>-</b>
N77100	Renting and leasing of motor vehicles	S	S	S	S	S	S	S
N77210	Renting and leasing of recreational and sports goods	22	-	-	-	-	-	-
N77220	Renting of video tapes and disks	337	-	-	-	-	-	-
N77291	Renting of wearing apparel	51	-	-	-	-	-	-
N77292	Renting of furniture	6	-	-	-	-	-	-
N77295	Renting of electrical appliances	18	-	-	-	-	-	-
N77296	Renting of audio-video machines							
N77299	Renting of personal and household goods, n.e.c.	8	-	-	-	-	-	-
N77301	Renting of land transport equipment	14	-	-	-	-	-	-
N77302	Renting of water transport equipment	5	-	-	-	-	-	-
N77304	Renting of agricultural machinery and equipment							
N77305	Renting of construction and civil engineering machinery and equipment	63	-	-	-	-	-	-
N77306	Renting of computers and computer peripherals equipment	272	-	-	-	-	-	-
N77307	Renting of office machinery and equipment (excluding computers)	7	-	-	-	-	-	-
N77309	Renting and leasing of other machinery, equipment and tangible goods, n.e.c.	45	-	-	-	-	-	-
N78101	Labor recruitment and provision of personnel, local	828	-	-	-	-	-	-
N78102	Labor recruitment and provision of personnel, overseas	1,610	-	-	-	-	-	-
N78104	Casting agencies activities	4	-	-	-	-	-	-
N78105	Theatrical booking agency activities							
N78109	Other activities of employment placement agencies, n.e.c.							
N78202	Temporary labor recruitment and provision of personnel, overseas	S	S	S	S	S	S	S
N78300	Other human resources provision	S	S	S	S	S	S	S
N79110	Travel agency activities	876	-	-	-	-	-	-
N79120	Tour operator activities							
N79901	Activities of booking offices related to transport	118	-	-	-	-	-	-
N79905	Tourist assistance activities (e.g. tourist guides)							
N80100	Private security activities	726	-	-	-	-	-	-
N80200	Security systems service activities	20	-	-	-	-	-	-
N80300	Investigation activities	14	-	-	-	-	-	-
N81100	Combined facilities support activities	4	-	-	-	-	-	-
N81210	General cleaning of buildings	140	-	-	-	-	-	-
N81292	Pest control services, non-agricultural	79	-	-	-	-	-	-
N81299	Other building and industrial cleaning activities, n.e.c.	15	-	-	-	-	-	-
N81300	Landscape care and maintenance service activities	S	S	S	S	S	S	S

TABLE 6.1b Number of Establishments and Capital Expenditures for Directly Imported Tangible Fixed Assets for Administrative and Support Service Activities  
Establishments for All Employment Sizes by Industry Sub-Class: Philippines, 2010 *(Concluded)*

(Value in thousand pesos. Details may not add up to total due to rounding and/or statistical disclosure control)

2009 PSIC Code	Industry Description	Number of Establishments	Directly Imported Tangible Fixed Assets					
			Total	Transport Equipment	ICT Machinery and Equipment	Other Machinery and Equipment	Valuables	Other Tangible Fixed Assets
		(1)	(2)	(3)	(4)	(5)	(6)	(7)
N82191	Photocopying service activities	97	-	-	-	-	-	-
N82199	Other specialized office support activities		-	-	-	-	-	-
N82211	Customer relationship management activities	334	1,910	-	1,910	-	-	-
N82212	Sales and marketing (including telemarketing) activities	6	-	-	-	-	-	-
N82219	Other call centers activities (voice), n.e.c.		-	-	-	-	-	-
N82221	Finance and accounting activities	5	-	-	-	-	-	-
N82223	Administrative support activities		80,761	-	13,177	67,584	-	-
N82224	Document processes activities	58	-	-	-	-	-	-
N82226	Medical transcription activities		-	-	-	-	-	-
N82227	Legal services activities	5	-	-	-	-	-	-
N82293	Publishing outsourcing activities		-	-	-	-	-	-
N82299	Other back office operations activities, n.e.c.	35	-	-	-	-	-	-
N82300	Organization of conventions and trade shows		-	-	-	-	-	-
N82910	Activities of collection agencies and credit bureaus	122	-	-	-	-	-	-
N82920	Packaging activities	54	-	-	-	-	-	-
N82990	Other business support service activities, n.e.c.	268	-	-	-	-	-	-

TABLE 6.2 Number of Establishments and Capital Expenditures for Tangible Fixed Assets by Mode of Acquisition for Administrative and Support Service Activities  
Establishments for All Employment Sizes by Industry Sub-Class: Philippines, 2010

(Value in thousand pesos. Details may not add up to total due to rounding and/or statistical disclosure control)

2009 PSIC Code	Industry Description	Number of Establishments	Capital Expenditures for Tangible Fixed Assets by Mode of Acquisition				
			Total	New Fixed Assets	Major Alterations and Improvements	Land and Used	Produced on Own Account
		(1)	(2)	(3)	(4)	(5)	(6)
	PHILIPPINES	6,272	5,241,075	4,146,170	885,638	205,030	4,237
N77100	Renting and leasing of motor vehicles	S	S	S	S	S	S
N77210	Renting and leasing of recreational and sports goods	22	15,350	15,350	-	-	-
N77220	Renting of video tapes and disks	337	58	58	-	-	-
N77291	Renting of wearing apparel	51	-	-	-	-	-
N77292	Renting of furniture	6	-	-	-	-	-
N77295	Renting of electrical appliances	18	371	371	-	-	-
N77296	Renting of audio-video machines						
N77299	Renting of personal and household goods, n.e.c.	8	38,818	23,818	-	15,000	-
N77301	Renting of land transport equipment	14	-	-	-	-	-
N77302	Renting of water transport equipment	5	46,583	42,307	2,514	1,761	-
N77304	Renting of agricultural machinery and equipment						
N77305	Renting of construction and civil engineering machinery and equipment	63	122,224	109,144	13,080	-	-
N77306	Renting of computers and computer peripherals equipment	272	144,945	140,316	1,405	1,612	1,612
N77307	Renting of office machinery and equipment (excluding computers)	7	11,249	10,749	500	-	-
N77309	Renting and leasing of other machinery, equipment and tangible goods, n.e.c.	45	197,942	122,009	933	75,000	-
N78101	Labor recruitment and provision of personnel, local	828	117,560	98,245	17,515	1,800	-
N78102	Labor recruitment and provision of personnel, overseas	1,610	384,215	217,513	62,640	104,063	-
N78104	Casting agencies activities	4	-	-	-	-	-
N78105	Theatrical booking agency activities						
N78109	Other activities of employment placement agencies, n.e.c.						
N78202	Temporary labor recruitment and provision of personnel, overseas	S	S	S	S	S	S
N78300	Other human resources provision	S	S	S	S	S	S
N79110	Travel agency activities	876	68,600	50,074	18,526	-	-
N79120	Tour operator activities						
N79901	Activities of booking offices related to transport	118	47,527	13,241	34,286	-	-
N79905	Tourist assistance activities (e.g. tourist guides)						
N80100	Private security activities	726	142,144	123,313	11,088	5,194	2,549
N80200	Security systems service activities	20	-	-	-	-	-
N80300	Investigation activities	14	-	-	-	-	-
N81100	Combined facilities support activities	4	3,297	665	2,632	-	-
N81210	General cleaning of buildings	140	23,895	22,830	990	-	75

TABLE 6.2 Number of Establishments and Capital Expenditures for Tangible Fixed Assets by Mode of Acquisition for Administrative and Support Service Activities  
Establishments for All Employment Sizes by Industry Sub-Class: Philippines, 2010 *(Concluded)*

(Value in thousand pesos. Details may not add up to total due to rounding and/or statistical disclosure control)

2009 PSIC Code	Industry Description	Number of Establishments	Capital Expenditures for Tangible Fixed Assets by Mode of Acquisition				
			Total	New Fixed Assets	Major Alterations and Improvements	Land and Used	Produced on Own Account
		(1)	(2)	(3)	(4)	(5)	(6)
N81292	Pest control services, non-agricultural	79	37,735	37,376	359	-	-
N81299	Other building and industrial cleaning activities, n.e.c.	15	1,331	1,331	-	-	-
N81300	Landscape care and maintenance service activities	s	s	s	s	s	s
N82191	Photocopying service activities	97	10,348	8,648	1,700	-	-
N82199	Other specialized office support activities						
N82211	Customer relationship management activities	334	3,358,588	2,707,625	650,363	600	-
N82212	Sales and marketing (including telemarketing) activities	6	10,584	10,127	457	-	-
N82219	Other call centers activities (voice), n.e.c.						
N82221	Finance and accounting activities	5	91,210	85,611	5,599	-	-
N82223	Administrative support activities						
N82224	Document processes activities	58	16,268	15,207	1,061	-	-
N82226	Medical transcription activities						
N82227	Legal services activities	5	1,171	539	632	-	-
N82293	Publishing outsourcing activities						
N82299	Other back office operations activities, n.e.c.	35	18,415	18,415	-	-	-
N82300	Organization of conventions and trade shows						
N82910	Activities of collection agencies and credit bureaus	122	168,271	148,684	19,587	-	-
N82920	Packaging activities	54	146,660	109,996	36,664	-	-
N82990	Other business support service activities, n.e.c.	268	14,926	11,821	3,105	-	-

TABLE 6.3 Number of Establishments and Capital Expenditures for Intangible Assets by Type for Administrative and Support Service Activities Establishments for All Employment Sizes by Industry Sub-Class: Philippines, 2010

(Value in thousand pesos. Details may not add up to total due to rounding and/or statistical disclosure control)

2009 PSIC Code	Industry Description	Number of Establishments	Capital Expenditures for Intangible Assets				
			Total	Intangible Non-Produced Assets	Computer Software and Databases	Entertainment, Literary and Artistic Originals	Other Intangible Assets
		(1)	(2)	(3)	(4)	(5)	(6)
	PHILIPPINES	6,272	318,990	13,568	305,387	-	35
N77100	Renting and leasing of motor vehicles	S	S	S	S	S	S
N77210	Renting and leasing of recreational and sports goods	22	-	-	-	-	-
N77220	Renting of video tapes and disks	337	-	-	-	-	-
N77291	Renting of wearing apparel	51	-	-	-	-	-
N77292	Renting of furniture	6	-	-	-	-	-
N77295	Renting of electrical appliances	18	-	-	-	-	-
N77296	Renting of audio-video machines						
N77299	Renting of personal and household goods, n.e.c.	8	150	-	150	-	-
N77301	Renting of land transport equipment	14	-	-	-	-	-
N77302	Renting of water transport equipment	5	-	-	-	-	-
N77304	Renting of agricultural machinery and equipment						
N77305	Renting of construction and civil engineering machinery and equipment	63	-	-	-	-	-
N77306	Renting of computers and computer peripherals equipment	272	2,136	-	2,136	-	-
N77307	Renting of office machinery and equipment (excluding computers)	7	-	-	-	-	-
N77309	Renting and leasing of other machinery, equipment and tangible goods, n.e.c.	45	750	-	750	-	-
N78101	Labor recruitment and provision of personnel, local	828	6,729	-	6,729	-	-
N78102	Labor recruitment and provision of personnel, overseas	1,610	14,858	1,634	13,188	-	35
N78104	Casting agencies activities	4	-	-	-	-	-
N78105	Theatrical booking agency activities						
N78109	Other activities of employment placement agencies, n.e.c.						
N78202	Temporary labor recruitment and provision of personnel, overseas	S	S	S	S	S	S
N78300	Other human resources provision	S	S	S	S	S	S
N79110	Travel agency activities	876	2,632	-	2,632	-	-
N79120	Tour operator activities						
N79901	Activities of booking offices related to transport	118	76	-	76	-	-
N79905	Tourist assistance activities (e.g. tourist guides)						
N80100	Private security activities	726	659	79	580	-	-
N80200	Security systems service activities	20	-	-	-	-	-
N80300	Investigation activities	14	-	-	-	-	-
N81100	Combined facilities support activities	4	-	-	-	-	-
N81210	General cleaning of buildings	140	633	-	633	-	-
N81292	Pest control services, non-agricultural	79	-	-	-	-	-

TABLE 6.3 Number of Establishments and Capital Expenditures for Intangible Assets by Type for Administrative and Support Service Activities Establishments for All Employment Sizes by Industry Sub-Class: Philippines, 2010 *(Concluded)*

(Value in thousand pesos. Details may not add up to total due to rounding and/or statistical disclosure control)

2009 PSIC Code	Industry Description	Number of Establishments	Capital Expenditures for Intangible Assets				
			Total	Intangible Non-Produced Assets	Computer Software and Databases	Entertainment, Literary and Artistic Originals	Other Intangible Assets
		(1)	(2)	(3)	(4)	(5)	(6)
N81299	Other building and industrial cleaning activities, n.e.c.	15	-	-	-	-	-
N81300	Landscape care and maintenance service activities	s	s	s	s	s	s
N82191	Photocopying service activities	97	1,299	-	1,299	-	-
N82199	Other specialized office support activities						
N82211	Customer relationship management activities	334	189,683	-	189,683	-	-
N82212	Sales and marketing (including telemarketing) activities	6	11,865	11,855	10	-	-
N82219	Other call centers activities (voice), n.e.c.						
N82221	Finance and accounting activities	5	7,130	-	7,130	-	-
N82223	Administrative support activities						
N82224	Document processes activities	58	-	-	-	-	-
N82226	Medical transcription activities						
N82227	Legal services activities	5	462	-	462	-	-
N82293	Publishing outsourcing activities						
N82299	Other back office operations activities, n.e.c.	35	-	-	-	-	-
N82300	Organization of conventions and trade shows						
N82910	Activities of collection agencies and credit bureaus	122	92	-	92	-	-
N82920	Packaging activities	54	65,085	-	65,085	-	-
N82990	Other business support service activities, n.e.c.	268	-	-	-	-	-

TABLE 7 Number of Establishments and Gross Additions to Tangible Fixed Assets for Administrative and Support Service Activities Establishments  
for All Employment Sizes by Industry Sub-Class: Philippines, 2010

(Value in thousand pesos. Details may not add up to total due to rounding and/or statistical disclosure control)

2009 PSIC Code	Industry Description	Number of Establishments	Gross Additions	Capital Expenditures	Sale of Tangible Fixed Assets
		(1)	(2)	(3)	(4)
<b>PHILIPPINES</b>		<b>6,272</b>	<b>5,047,905</b>	<b>5,241,075</b>	<b>193,170</b>
N77100	Renting and leasing of motor vehicles	S	S	S	S
N77210	Renting and leasing of recreational and sports goods	22	15,332	15,350	18
N77220	Renting of video tapes and disks	337	58	58	-
N77291	Renting of wearing apparel	51	-	-	-
N77292	Renting of furniture	6	-	-	-
N77295	Renting of electrical appliances	}	371	371	-
N77296	Renting of audio-video machines				
N77299	Renting of personal and household goods, n.e.c.				
N77301	Renting of land transport equipment	14	-	-	-
N77302	Renting of water transport equipment	}	46,583	46,583	-
N77304	Renting of agricultural machinery and equipment				
N77305	Renting of construction and civil engineering machinery and equipment	63	101,478	122,224	20,746
N77306	Renting of computers and computer peripherals equipment	272	140,932	144,945	4,013
N77307	Renting of office machinery and equipment (excluding computers)	7	11,249	11,249	-
N77309	Renting and leasing of other machinery, equipment and tangible goods, n.e.c.	45	183,933	197,942	14,010
N78101	Labor recruitment and provision of personnel, local	828	113,053	117,560	4,507
N78102	Labor recruitment and provision of personnel, overseas	1,610	317,286	384,215	66,929
N78104	Casting agencies activities	}	-	-	-
N78105	Theatrical booking agency activities				
N78109	Other activities of employment placement agencies, n.e.c.				
N78202	Temporary labor recruitment and provision of personnel, overseas	S	S	S	S
N78300	Other human resources provision	S	S	S	S
N79110	Travel agency activities	}	61,095	68,600	7,505
N79120	Tour operator activities				
N79901	Activities of booking offices related to transport	}	41,107	47,527	6,420
N79905	Tourist assistance activities (e.g. tourist guides)				
N80100	Private security activities	726	142,009	142,144	135
N80200	Security systems service activities	20	-	-	-
N80300	Investigation activities	14	-	-	-
N81100	Combined facilities support activities	4	3,297	3,297	-
N81210	General cleaning of buildings	140	21,832	23,895	2,063
N81292	Pest control services, non-agricultural	79	34,061	37,735	3,674
N81299	Other building and industrial cleaning activities, n.e.c.	15	1,331	1,331	-
N81300	Landscape care and maintenance service activities	S	S	S	S
N82191	Photocopying service activities	}	10,348	10,348	-
N82199	Other specialized office support activities				
N82211	Customer relationship management activities	334	3,298,784	3,358,588	59,804



TABLE 7 Number of Establishments and Gross Additions to Tangible Fixed Assets for Administrative and Support Service Activities: Establishments for All Employment Sizes by Industry Sub-Class: Philippines, 2010 *(Concluded)*

(Value in thousand pesos. Details may not add up to total due to rounding and/or statistical disclosure control)

2009 PSIC Code	Industry Description	Number of Establishments	Gross Additions	Capital Expenditures	Sale of Tangible Fixed Assets
		(1)	(2)	(3)	(4)
N82212	Sales and marketing (including telemarketing) activities	6	10,447	10,584	137
N82219	Other call centers activities (voice), n.e.c.				
N82221	Finance and accounting activities	5	91,210	91,210	-
N82223	Administrative support activities				
N82224	Document processes activities				
N82226	Medical transcription activities	58	16,268	16,268	-
N82227	Legal services activities	5	1,171	1,171	-
N82293	Publishing outsourcing activities				
N82299	Other back office operations activities, n.e.c				
N82300	Organization of conventions and trade shows	35	18,415	18,415	-
N82910	Activities of collection agencies and credit bureaus	122	168,271	168,271	-
N82920	Packaging activities	54	144,229	146,660	2,431
N82990	Other business support service activities, n.e.c.	268	14,148	14,926	778

TABLE 7.1 Number of Establishments and Sale of Tangible Fixed Assets by Type for Administrative and Support Service Activities Establishments for All Employment Sizes by Industry Sub-Class: Philippines, 2010

(Value in thousand pesos. Details may not add up to total due to rounding and/or statistical disclosure control)

2009 PSIC Code	Industry Description	Number of Establishments	Sale of Tangible Fixed Assets			
			Total	Land	Buildings, Other Structures and Land Improvements	Transport Equipment
		(1)	(2)	(3)	(4)	(5)
PHILIPPINES		6,272	193,170	5,960	23,810	46,499
N77100	Renting and leasing of motor vehicles	S	S	S	S	S
N77210	Renting and leasing of recreational and sports goods	22	18	-	-	-
N77220	Renting of video tapes and disks	337	-	-	-	-
N77291	Renting of wearing apparel	51	-	-	-	-
N77292	Renting of furniture	6	-	-	-	-
N77295	Renting of electrical appliances	18	-	-	-	-
N77296	Renting of audio-video machines					
N77299	Renting of personal and household goods, n.e.c.	8	-	-	-	-
N77301	Renting of land transport equipment	14	-	-	-	-
N77302	Renting of water transport equipment	5	-	-	-	-
N77304	Renting of agricultural machinery and equipment					
N77305	Renting of construction and civil engineering machinery and equipment	63	20,746	5,960	-	-
N77306	Renting of computers and computer peripherals equipment	272	4,013	-	-	2,240
N77307	Renting of office machinery and equipment (excluding computers)	7	-	-	-	-
N77309	Renting and leasing of other machinery, equipment and tangible goods, n.e.c.	45	14,010	-	1,140	5,348
N78101	Labor recruitment and provision of personnel, local	828	4,507	-	-	8
N78102	Labor recruitment and provision of personnel, overseas	1,610	66,929	-	10,273	23,021
N78104	Casting agencies activities	4	-	-	-	-
N78105	Theatrical booking agency activities					
N78109	Other activities of employment placement agencies, n.e.c.					
N78202	Temporary labor recruitment and provision of personnel, overseas	S	S	S	S	S
N78300	Other human resources provision	S	S	S	S	S
N79110	Travel agency activities	876	7,505	-	-	7,061
N79120	Tour operator activities					
N79901	Activities of booking offices related to transport	118	6,420	-	-	-
N79905	Tourist assistance activities (e.g. tourist guides)					
N80100	Private security activities	726	135	-	-	135
N80200	Security systems service activities	20	-	-	-	-
N80300	Investigation activities	14	-	-	-	-
N81100	Combined facilities support activities	4	-	-	-	-
N81210	General cleaning of buildings	140	2,063	-	-	1,950
N81292	Pest control services, non-agricultural	79	3,674	-	1,495	2,179
N81299	Other building and industrial cleaning activities, n.e.c.	15	-	-	-	-
N81300	Landscape care and maintenance service activities	S	S	S	S	S

TABLE 7.1 Number of Establishments and Sale of Tangible Fixed Assets by Type for Administrative and Support Service Activities Establishments for All Employment Sizes by Industry Sub-Class: Philippines, 2010 *(Continued)*

(Value in thousand pesos. Details may not add up to total due to rounding and/or statistical disclosure control)

2009 PSIC Code	Industry Description	Number of Establishments	Sale of Tangible Fixed Assets			
			Total	Land	Buildings, Other Structures and Land Improvements	Transport Equipment
		(1)	(2)	(3)	(4)	(5)
N82191	Photocopying service activities	97	-	-	-	-
N82199	Other specialized office support activities					
N82211	Customer relationship management activities	334	59,804	-	10,902	1,348
N82212	Sales and marketing (including telemarketing) activities	6	137	-	-	-
N82219	Other call centers activities (voice), n.e.c.					
N82221	Finance and accounting activities	5	-	-	-	-
N82223	Administrative support activities					
N82224	Document processes activities	58	-	-	-	-
N82226	Medical transcription activities					
N82227	Legal services activities	5	-	-	-	-
N82293	Publishing outsourcing activities					
N82299	Other back office operations activities, n.e.c.	35	-	-	-	-
N82300	Organization of conventions and trade shows					
N82910	Activities of collection agencies and credit bureaus	122	-	-	-	-
N82920	Packaging activities	54	2,431	-	-	2,431
N82990	Other business support service activities, n.e.c.	268	778	-	-	778

TABLE 7.1 Number of Establishments and Sale of Tangible Fixed Assets by Type for Administrative and Support Service Activities: Establishments for All Employment Sizes by Industry Sub-Class: Philippines, 2010 *(Continued)*

(Value in thousand pesos. Details may not add up to total due to rounding and/or statistical disclosure control)

2009 PSIC Code	Industry Description	Sale of Tangible Fixed Assets			
		ICT Machinery and Equipment	Other Machinery and Equipment	Valuables	Other Tangible Fixed Assets
		(6)	(7)	(8)	(9)
PHILIPPINES		78,101	31,277	150	7,372
N77100	Renting and leasing of motor vehicles	S	S	S	S
N77210	Renting and leasing of recreational and sports goods	-	18	-	-
N77220	Renting of video tapes and disks	-	-	-	-
N77291	Renting of wearing apparel	-	-	-	-
N77292	Renting of furniture	-	-	-	-
N77295	Renting of electrical appliances	}	-	-	-
N77296	Renting of audio-video machines		-	-	-
N77299	Renting of personal and household goods, n.e.c.		-	-	-
N77301	Renting of land transport equipment	-	-	-	-
N77302	Renting of water transport equipment	}	-	-	-
N77304	Renting of agricultural machinery and equipment		-	-	-
N77305	Renting of construction and civil engineering machinery and equipment	-	14,785	-	-
N77306	Renting of computers and computer peripherals equipment	842	931	-	-
N77307	Renting of office machinery and equipment (excluding computers)	-	-	-	-
N77309	Renting and leasing of other machinery, equipment and tangible goods, n.e.c.	-	-	150	7,372
N78101	Labor recruitment and provision of personnel, local	4,451	48	-	-
N78102	Labor recruitment and provision of personnel, overseas	23,067	10,569	-	-
N78104	Casting agencies activities	}	-	-	-
N78105	Theatrical booking agency activities		-	-	-
N78109	Other activities of employment placement agencies, n.e.c.		-	-	-
N78202	Temporary labor recruitment and provision of personnel, overseas	S	S	S	S
N78300	Other human resources provision	S	S	S	S
N79110	Travel agency activities	}	267	178	-
N79120	Tour operator activities		-	-	-
N79901	Activities of booking offices related to transport	}	2,489	3,931	-
N79905	Tourist assistance activities (e.g. tourist guides)		-	-	-
N80100	Private security activities	-	-	-	-
N80200	Security systems service activities	-	-	-	-
N80300	Investigation activities	-	-	-	-
N81100	Combined facilities support activities	-	-	-	-
N81210	General cleaning of buildings	113	-	-	-
N81292	Pest control services, non-agricultural	-	-	-	-
N81299	Other building and industrial cleaning activities, n.e.c.	-	-	-	-
N81300	Landscape care and maintenance service activities	S	S	S	S
N82191	Photocopying service activities	}	-	-	-
N82199	Other specialized office support activities		-	-	-
N82211	Customer relationship management activities	46,736	818	-	-

TABLE 7.1 Number of Establishments and Sale of Tangible Fixed Assets by Type for Administrative and Support Service Activities Establishments  
for All Employment Sizes by Industry Sub-Class: Philippines, 2010 *(Concluded)*

(Value in thousand pesos. Details may not add up to total due to rounding and/or statistical disclosure control)

2009 PSIC Code	Industry Description	Sale of Tangible Fixed Assets			
		ICT Machinery and Equipment	Other Machinery and Equipment	Valuables	Other Tangible Fixed Assets
		(6)	(7)	(8)	(9)
N82212	Sales and marketing (including telemarketing) activities	137	-	-	-
N82219	Other call centers activities (voice), n.e.c.				
N82221	Finance and accounting activities	-	-	-	-
N82223	Administrative support activities				
N82224	Document processes activities	-	-	-	-
N82226	Medical transcription activities				
N82227	Legal services activities	-	-	-	-
N82293	Publishing outsourcing activities				
N82299	Other back office operations activities, n.e.c	-	-	-	-
N82300	Organization of conventions and trade shows				
N82910	Activities of collection agencies and credit bureaus	-	-	-	-
N82920	Packaging activities	-	-	-	-
N82990	Other business support service activities, n.e.c.	-	-	-	-

TABLE 7.2 Number of Establishments and Losses and Damages to Tangible Fixed Assets by Type for Administrative and Support Service Activities Establishments for All Employment Sizes by Industry Sub-Class: Philippines, 2010

(Value in thousand pesos. Details may not add up to total due to rounding and/or statistical disclosure control)

2009 PSIC Code	Industry Description	Number of Establishments	Losses and Damages			
			Total	Land	Buildings, Other Structures and Land Improvements	Transport Equipment
		(1)	(2)	(3)	(4)	(5)
PHILIPPINES		6,272	31,914	-	5,337	3,305
N77100	Renting and leasing of motor vehicles	S	S	S	S	S
N77210	Renting and leasing of recreational and sports goods	22	-	-	-	-
N77220	Renting of video tapes and disks	337	-	-	-	-
N77291	Renting of wearing apparel	51	-	-	-	-
N77292	Renting of furniture	6	-	-	-	-
N77295	Renting of electrical appliances	18	-	-	-	-
N77296	Renting of audio-video machines					
N77299	Renting of personal and household goods, n.e.c.	8	-	-	-	-
N77301	Renting of land transport equipment	14	-	-	-	-
N77302	Renting of water transport equipment	5	-	-	-	-
N77304	Renting of agricultural machinery and equipment					
N77305	Renting of construction and civil engineering machinery and equipment	63	-	-	-	-
N77306	Renting of computers and computer peripherals equipment	272	430	-	-	-
N77307	Renting of office machinery and equipment (excluding computers)	7	-	-	-	-
N77309	Renting and leasing of other machinery, equipment and tangible goods, n.e.c.	45	-	-	-	-
N78101	Labor recruitment and provision of personnel, local	828	150	-	-	-
N78102	Labor recruitment and provision of personnel, overseas	1,610	108	-	-	-
N78104	Casting agencies activities	4	-	-	-	-
N78105	Theatrical booking agency activities					
N78109	Other activities of employment placement agencies, n.e.c.					
N78202	Temporary labor recruitment and provision of personnel, overseas	S	S	S	S	S
N78300	Other human resources provision	S	S	S	S	S
N79110	Travel agency activities	876	3,305	-	-	3,305
N79120	Tour operator activities					
N79901	Activities of booking offices related to transport	118	-	-	-	-
N79905	Tourist assistance activities (e.g. tourist guides)					
N80100	Private security activities	726	255	-	65	-
N80200	Security systems service activities	20	-	-	-	-
N80300	Investigation activities	14	-	-	-	-
N81100	Combined facilities support activities	4	-	-	-	-
N81210	General cleaning of buildings	140	-	-	-	-
N81292	Pest control services, non-agricultural	79	-	-	-	-
N81299	Other building and industrial cleaning activities, n.e.c.	15	-	-	-	-

TABLE 7.2 Number of Establishments and Losses and Damages to Tangible Fixed Assets by Type for Administrative and Support Service Activities Establishments for All Employment Sizes by Industry Sub-Class: Philippines, 2010 *(Continued)*

(Value in thousand pesos. Details may not add up to total due to rounding and/or statistical disclosure control)

2009 PSIC Code	Industry Description	Number of Establishments	Losses and Damages			
			Total	Land	Buildings, Other Structures and Land Improvements	Transport Equipment
		(1)	(2)	(3)	(4)	(5)
N81300	Landscape care and maintenance service activities	s	s	s	s	s
N82191	Photocopying service activities	97	11,900	-	-	-
N82199	Other specialized office support activities					
N82211	Customer relationship management activities					
N82212	Sales and marketing (including telemarketing) activities	6	-	-	-	-
N82219	Other call centers activities (voice), n.e.c.					
N82221	Finance and accounting activities					
N82223	Administrative support activities	5	-	-	-	-
N82224	Document processes activities					
N82226	Medical transcription activities					
N82227	Legal services activities	5	-	-	-	-
N82293	Publishing outsourcing activities					
N82299	Other back office operations activities, n.e.c.					
N82300	Organization of conventions and trade shows	35	-	-	-	-
N82910	Activities of collection agencies and credit bureaus	122	-	-	-	-
N82920	Packaging activities	54	482	-	482	-
N82990	Other business support service activities, n.e.c.	268	-	-	-	-

TABLE 7.2 Number of Establishments and Losses and Damages to Tangible Fixed Assets by Type for Administrative and Support Service Activities Establishments for All Employment Sizes by Industry Sub-Class: Philippines, 2010 *(Continued)*

(Value in thousand pesos. Details may not add up to total due to rounding and/or statistical disclosure control)

2009 PSIC Code	Industry Description	Losses and Damages			
		ICT Machinery and Equipment	Other Machinery and Equipment	Valuables	Other Tangible Fixed Assets
		(6)	(7)	(8)	(9)
PHILIPPINES		23,083	189	-	
N77100	Renting and leasing of motor vehicles	S	S	S	S
N77210	Renting and leasing of recreational and sports goods	-	-	-	-
N77220	Renting of video tapes and disks	-	-	-	-
N77291	Renting of wearing apparel	-	-	-	-
N77292	Renting of furniture	-	-	-	-
N77295	Renting of electrical appliances	}	-	-	-
N77296	Renting of audio-video machines		-	-	-
N77299	Renting of personal and household goods, n.e.c.		-	-	-
N77301	Renting of land transport equipment	-	-	-	-
N77302	Renting of water transport equipment	}	-	-	-
N77304	Renting of agricultural machinery and equipment		-	-	-
N77305	Renting of construction and civil engineering machinery and equipment		-	-	-
N77306	Renting of computers and computer peripherals equipment	430	-	-	-
N77307	Renting of office machinery and equipment (excluding computers)	-	-	-	-
N77309	Renting and leasing of other machinery, equipment and tangible goods, n.e.c.	-	-	-	-
N78101	Labor recruitment and provision of personnel, local	150	-	-	-
N78102	Labor recruitment and provision of personnel, overseas	108	-	-	-
N78104	Casting agencies activities	}	-	-	-
N78105	Theatrical booking agency activities		-	-	-
N78109	Other activities of employment placement agencies, n.e.c.		-	-	-
N78202	Temporary labor recruitment and provision of personnel, overseas	S	S	S	S
N78300	Other human resources provision	S	S	S	S
N79110	Travel agency activities	}	-	-	-
N79120	Tour operator activities		-	-	-
N79901	Activities of booking offices related to transport	}	-	-	-
N79905	Tourist assistance activities (e.g. tourist guides)		-	-	-
N80100	Private security activities	1	189	-	-
N80200	Security systems service activities	-	-	-	-
N80300	Investigation activities	-	-	-	-
N81100	Combined facilities support activities	-	-	-	-
N81210	General cleaning of buildings	-	-	-	-
N81292	Pest control services, non-agricultural	-	-	-	-
N81299	Other building and industrial cleaning activities, n.e.c.	-	-	-	-
N81300	Landscape care and maintenance service activities	S	S	S	S
N82191	Photocopying service activities	}	11,900	-	-
N82199	Other specialized office support activities		-	-	-
N82211	Customer relationship management activities		10,494	-	-



TABLE 7.2 Number of Establishments and Losses and Damages to Tangible Fixed Assets by Type for Administrative and Support Service Activities Establishments for All Employment Sizes by Industry Sub-Class: Philippines, 2010 *(Concluded)*

(Value in thousand pesos. Details may not add up to total due to rounding and/or statistical disclosure control)

2009 PSIC Code	Industry Description	Losses and Damages			
		ICT Machinery and Equipment	Other Machinery and Equipment	Valuables	Other Tangible Fixed Assets
		(6)	(7)	(8)	(9)
N82212	Sales and marketing (including telemarketing) activities	-	-	-	-
N82219	Other call centers activities (voice), n.e.c.	-	-	-	-
N82221	Finance and accounting activities	-	-	-	-
N82223	Administrative support activities	-	-	-	-
N82224	Document processes activities	-	-	-	-
N82226	Medical transcription activities	-	-	-	-
N82227	Legal services activities	-	-	-	-
N82293	Publishing outsourcing activities	-	-	-	-
N82299	Other back office operations activities, n.e.c.	-	-	-	-
N82300	Organization of conventions and trade shows	-	-	-	-
N82910	Activities of collection agencies and credit bureaus	-	-	-	-
N82920	Packaging activities	-	-	-	-
N82990	Other business support service activities, n.e.c.	-	-	-	-

TABLE 8 Number of Establishments and Book Value by Type of Tangible Fixed Assets for Administrative and Support Service Activities Establishments for All Employment Sizes by Industry Sub-Class: Philippines, 2010

(Value in thousand pesos. Details may not add up to total due to rounding and/or statistical disclosure control)

2009 PSIC Code	Industry Description	Number of Establishments	Book Value of Tangible Fixed Assets			
			Total	Land	Buildings, Other Structures and Land Improvements	Transport Equipment
		(1)	(2)	(3)	(4)	(5)
PHILIPPINES		6,272	39,321,117	2,817,750	13,944,893	4,772,063
N77100	Renting and leasing of motor vehicles	S	S	S	S	S
N77210	Renting and leasing of recreational and sports goods	22	37,924	1,667	10,475	19,887
N77220	Renting of video tapes and disks	337	153,373	9,608	65,452	4,991
N77291	Renting of wearing apparel	51	1,055	-	188	19
N77292	Renting of furniture	6	48,742	46,000	1,400	840
N77295	Renting of electrical appliances	}	18	58,395	12,000	1,177
N77296	Renting of audio-video machines					
N77299	Renting of personal and household goods, n.e.c.					
N77301	Renting of land transport equipment	14	35,383	-	1,780	33,603
N77302	Renting of water transport equipment	}	5	111,354	17,929	12,935
N77304	Renting of agricultural machinery and equipment					
N77305	Renting of construction and civil engineering machinery and equipment	63	1,297,739	370,265	154,044	377,052
N77306	Renting of computers and computer peripherals equipment	272	920,098	8,600	25,317	33,024
N77307	Renting of office machinery and equipment (excluding computers)	7	273,746	7,037	136,300	18,560
N77309	Renting and leasing of other machinery, equipment and tangible goods, n.e.c.	45	722,000	168,708	59,772	313,906
N78101	Labor recruitment and provision of personnel, local	828	1,385,791	191,211	361,019	297,857
N78102	Labor recruitment and provision of personnel, overseas	1,610	4,364,592	345,724	1,813,917	770,118
N78104	Casting agencies activities	}	4	2,068	-	-
N78105	Theatrical booking agency activities					
N78109	Other activities of employment placement agencies, n.e.c.					
N78202	Temporary labor recruitment and provision of personnel, overseas	S	S	S	S	S
N78300	Other human resources provision	S	S	S	S	S
N79110	Travel agency activities	}	876	913,760	118,036	270,814
N79120	Tour operator activities					
N79901	Activities of booking offices related to transport	}	118	284,483	8,700	90,066
N79905	Tourist assistance activities (e.g. tourist guides)					
N80100	Private security activities	726	2,380,859	282,793	375,373	550,301
N80200	Security systems service activities	20	37,990	2,500	1,674	6,362
N80300	Investigation activities	14	3,270	-	560	1,699
N81100	Combined facilities support activities	4	5,703	-	427	2,841
N81210	General cleaning of buildings	140	551,238	21,195	143,203	108,302

TABLE 8 Number of Establishments and Book Value by Type of Tangible Fixed Assets for Administrative and Support Service Activities Establishments  
for All Employment Sizes by Industry Sub-Class: Philippines, 2010 *(Continued)*

(Value in thousand pesos. Details may not add up to total due to rounding and/or statistical disclosure control)

2009 PSIC Code	Industry Description	Number of Establishments	Book Value of Tangible Fixed Assets			
			Total	Land	Buildings, Other Structures and Land Improvements	Transport Equipment
		(1)	(2)	(3)	(4)	(5)
N81300	Landscape care and maintenance service activities	s	s	s	s	s
N82191	Photocopying service activities	97	67,151	7,400	6,478	9,626
N82199	Other specialized office support activities					
N82211	Customer relationship management activities	334	19,162,881	81,000	8,618,944	281,093
N82212	Sales and marketing (including telemarketing) activities	6	1,472,101	-	1,047,855	6,378
N82219	Other call centers activities (voice), n.e.c.					
N82221	Finance and accounting activities	5	609,388	-	155,267	-
N82223	Administrative support activities					
N82224	Document processes activities	58	151,199	-	41,724	8,915
N82226	Medical transcription activities					
N82227	Legal services activities	5	40,935	-	16,097	1,038
N82293	Publishing outsourcing activities					
N82299	Other back office operations activities, n.e.c.	35	257,889	-	223,920	17,372
N82300	Organization of conventions and trade shows					
N82910	Activities of collection agencies and credit bureaus	122	408,412	7,000	34,507	48,088
N82920	Packaging activities	54	1,611,410	1,071,943	168,354	100,970
N82990	Other business support service activities, n.e.c.	268	172,274	3,300	34,676	11,715

TABLE 8 Number of Establishments and Book Value by Type of Tangible Fixed Assets for Administrative and Support Service Activities Establishments for All Employment Sizes by Industry Sub-Class: Philippines, 2010 *(Continued)*

(Value in thousand pesos. Details may not add up to total due to rounding and/or statistical disclosure control)

2009 PSIC Code	Industry Description	Book Value of Tangible Fixed Assets			
		ICT Machinery and Equipment	Other Machinery and Equipment	Valuables	Other Tangible Fixed Assets
		(6)	(7)	(8)	(9)
	PHILIPPINES	9,430,491	8,290,387	6,024	59,509
N77100	Renting and leasing of motor vehicles	S	S	S	S
N77210	Renting and leasing of recreational and sports goods	852	5,043	-	-
N77220	Renting of video tapes and disks	26,062	47,260	-	-
N77291	Renting of wearing apparel	197	652	-	-
N77292	Renting of furniture	260	242	-	-
N77295	Renting of electrical appliances	2,502	39,178	-	-
N77296	Renting of audio-video machines				
N77299	Renting of personal and household goods, n.e.c.	1,459	42,533	-	-
N77301	Renting of land transport equipment	-	-	-	-
N77302	Renting of water transport equipment	117	5,412	-	-
N77304	Renting of agricultural machinery and equipment				
N77305	Renting of construction and civil engineering machinery and equipment	88,295	266,629	-	41,453
N77306	Renting of computers and computer peripherals equipment	540,488	312,669	-	-
N77307	Renting of office machinery and equipment (excluding computers)	30,673	81,176	-	-
N77309	Renting and leasing of other machinery, equipment and tangible goods, n.e.c.	3,479	176,136	-	-
N78101	Labor recruitment and provision of personnel, local	294,155	241,515	35	-
N78102	Labor recruitment and provision of personnel, overseas	525,965	908,866	-	2
N78104	Casting agencies activities	150	1,918	-	-
N78105	Theatrical booking agency activities				
N78109	Other activities of employment placement agencies, n.e.c.				
N78202	Temporary labor recruitment and provision of personnel, overseas	S	S	S	S
N78300	Other human resources provision	S	S	S	S
N79110	Travel agency activities	127,505	185,127	-	340
N79120	Tour operator activities				
N79901	Activities of booking offices related to transport	34,534	121,691	-	-
N79905	Tourist assistance activities (e.g. tourist guides)				
N80100	Private security activities	279,221	887,191	4,560	1,420
N80200	Security systems service activities	20,324	7,130	-	-
N80300	Investigation activities	406	605	-	-
N81100	Combined facilities support activities	673	1,763	-	-
N81210	General cleaning of buildings	61,149	213,758	20	3,612
N81292	Pest control services, non-agricultural	25,373	44,726	-	-
N81299	Other building and industrial cleaning activities, n.e.c.	79,833	2,992	-	-

TABLE 8 Number of Establishments and Book Value by Type of Tangible Fixed Assets for Administrative and Support Service Activities Establishments for All Employment Sizes by Industry Sub-Class: Philippines, 2010 *(Concluded)*

(Value in thousand pesos. Details may not add up to total due to rounding and/or statistical disclosure control)

2009 PSIC Code	Industry Description	Book Value of Tangible Fixed Assets			
		ICT Machinery and Equipment	Other Machinery and Equipment	Valuables	Other Tangible Fixed Assets
		(6)	(7)	(8)	(9)
N81300	Landscape care and maintenance service activities				
N82191	Photocopying service activities				
N82199	Other specialized office support activities	18,830	24,817	-	-
N82211	Customer relationship management activities	6,801,649	3,367,634	859	11,701
N82212	Sales and marketing (including telemarketing) activities				
N82219	Other call centers activities (voice), n.e.c.	151,343	266,524	-	-
N82221	Finance and accounting activities				
N82223	Administrative support activities	59,498	394,618	5	-
N82224	Document processes activities				
N82226	Medical transcription activities	86,270	14,290	-	-
N82227	Legal services activities				
N82293	Publishing outsourcing activities	17,102	6,684	16	-
N82299	Other back office operations activities, n.e.c.				
N82300	Organization of conventions and trade shows	7,544	9,054	-	-
N82910	Activities of collection agencies and credit bureaus	66,166	252,650	-	-
N82920	Packaging activities	28,499	240,136	529	980
N82990	Other business support service activities, n.e.c.	40,902	81,681	-	-

TABLE 8.1 Number of Establishments and Value of Intangible Assets by Type for Administrative and Support Service Activities Establishments for All Employment Sizes by Industry Sub-Class: Philippines, 2010

(Value in thousand pesos. Details may not add up to total due to rounding and/or statistical disclosure control)

2009 PSIC Code	Industry Description	Number of Establishments	Value of Intangible Assets				
			Total	Intangible Non-Produced Assets	Computer Software and Databases	Entertainment, Literary and Artistic Originals	Other Intangible Fixed Assets
		(1)	(2)	(3)	(4)	(5)	(6)
PHILIPPINES		6,272	935,096	35,667	844,285	-	55,144
N77100	Renting and leasing of motor vehicles	S	S	S	S	S	S
N77210	Renting and leasing of recreational and sports goods	22	145	145	-	-	-
N77220	Renting of video tapes and disks	337	3,007	3,007	-	-	-
N77291	Renting of wearing apparel	51	-	-	-	-	-
N77292	Renting of furniture	6	-	-	-	-	-
N77295	Renting of electrical appliances	18	-	-	-	-	-
N77296	Renting of audio-video machines						
N77299	Renting of personal and household goods, n.e.c.	8	200	-	200	-	-
N77301	Renting of land transport equipment	14	-	-	-	-	-
N77302	Renting of water transport equipment	5	39	39	-	-	-
N77304	Renting of agricultural machinery and equipment						
N77305	Renting of construction and civil engineering machinery and equipment	63	-	-	-	-	-
N77306	Renting of computers and computer peripherals equipment	272	88,990	-	88,990	-	-
N77307	Renting of office machinery and equipment (excluding computers)	7	-	-	-	-	-
N77309	Renting and leasing of other machinery, equipment and tangible goods, n.e.c.	45	1,000	-	1,000	-	-
N78101	Labor recruitment and provision of personnel, local	828	15,095	1,636	12,927	-	531
N78102	Labor recruitment and provision of personnel, overseas	1,610	68,110	4,392	56,123	-	7,596
N78104	Casting agencies activities	4	-	-	-	-	-
N78105	Theatrical booking agency activities						
N78109	Other activities of employment placement agencies, n.e.c.						
N78202	Temporary labor recruitment and provision of personnel, overseas	S	S	S	S	S	S
N78300	Other human resources provision	S	S	S	S	S	S
N79110	Travel agency activities	876	8,433	-	8,433	-	-
N79120	Tour operator activities						
N79901	Activities of booking offices related to transport	118	3,042	-	3,042	-	-
N79905	Tourist assistance activities (e.g. tourist guides)						
N80100	Private security activities	726	2,772	527	2,209	-	36
N80200	Security systems service activities	20	1,169	-	1,169	-	-
N80300	Investigation activities	14	-	-	-	-	-
N81100	Combined facilities support activities	4	-	-	-	-	-
N81210	General cleaning of buildings	140	892	-	892	-	-
N81292	Pest control services, non-agricultural	79	3,574	1,529	2,045	-	-

TABLE 8.1 Number of Establishments and Value of Intangible Assets by Type for Administrative and Support Service Activities Establishments  
for All Employment Sizes by Industry Sub-Class: Philippines, 2010 *(Concluded)*

(Value in thousand pesos. Details may not add up to total due to rounding and/or statistical disclosure control)

2009 PSIC Code	Industry Description	Number of Establishments	Value of Intangible Assets				
			Total	Intangible Non- Produced Assets	Computer Software and Databases	Entertainment, Literary and Artistic Originals	Other Intangible Fixed Assets
		(1)	(2)	(3)	(4)	(5)	(6)
N81299	Other building and industrial cleaning activities, n.e.c.	15	-	-	-	-	-
N81300	Landscape care and maintenance service activities	s	s	s	s	s	s
N82191	Photocopying service activities	97	1,299	-	1,299	-	-
N82199	Other specialized office support activities						
N82211	Customer relationship management activities	334	554,828	12,822	542,006	-	-
N82212	Sales and marketing (including telemarketing) activities	6	58,563	11,570	12	-	46,981
N82219	Other call centers activities (voice), n.e.c.						
N82221	Finance and accounting activities	5	22,164	-	22,164	-	-
N82223	Administrative support activities						
N82224	Document processes activities	58	6,421	-	6,421	-	-
N82226	Medical transcription activities						
N82227	Legal services activities	5	508	-	508	-	-
N82293	Publishing outsourcing activities						
N82299	Other back office operations activities, n.e.c	35	17	-	17	-	-
N82300	Organization of conventions and trade shows						
N82910	Activities of collection agencies and credit bureaus	122	3,484	-	3,484	-	-
N82920	Packaging activities	54	73,347	-	73,347	-	-
N82990	Other business support service activities, n.e.c.	268	2,377	-	2,377	-	-

TABLE 9 Number of Establishments and Value of Inventories for Administrative and Support Service Activities Establishments  
for All Employment Sizes by Industry Sub-class: Philippines, 2010

(Value in thousand pesos. Details may not add up to total due to rounding and/or statistical disclosure control)

2009 PSIC Code	Industry Description	Number of Establishments	Value of Inventories as of January 1					
			Total	Materials and Supplies	Fuels, Lubricants, Oils and Greases	Goods for Resale	Real Estate for Sale	Other Inventories
		(1)	(2)	(3)	(4)	(5)	(6)	(7)
	PHILIPPINES	6,272	1,840,949	1,773,742	43,531	21,025	2,651	-
N77100	Renting and leasing of motor vehicles	s	s	s	s	s	s	s
N77210	Renting and leasing of recreational and sports goods	22	2,680	2,641	39	-	-	-
N77220	Renting of video tapes and disks	337	114,234	111,295	-	2,939	-	-
N77291	Renting of wearing apparel	51	4,240	4,240	-	-	-	-
N77292	Renting of furniture	6	12,231	12,231	-	-	-	-
N77295	Renting of electrical appliances	18	66,438	66,438	-	-	-	-
N77296	Renting of audio-video machines							
N77299	Renting of personal and household goods, n.e.c.	8	20,311	19,956	355	-	-	-
N77301	Renting of land transport equipment	14	-	-	-	-	-	-
N77302	Renting of water transport equipment	5	6,692	6,665	27	-	-	-
N77304	Renting of agricultural machinery and equipment							
N77305	Renting of construction and civil engineering machinery and equipment	63	452,561	423,912	25,998	-	2,651	-
N77306	Renting of computers and computer peripherals equipment	272	52,288	52,288	-	-	-	-
N77307	Renting of office machinery and equipment (excluding computers)	7	364,916	364,916	-	-	-	-
N77309	Renting and leasing of other machinery, equipment and tangible goods, n.e.c.	45	30,354	22,902	980	6,472	-	-
N78101	Labor recruitment and provision of personnel, local	828	31,193	19,591	764	10,838	-	-
N78102	Labor recruitment and provision of personnel, overseas	1,610	22,313	17,506	4,807	-	-	-
N78104	Casting agencies activities	4	-	-	-	-	-	-
N78105	Theatrical booking agency activities							
N78109	Other activities of employment placement agencies, n.e.c.							
N78202	Temporary labor recruitment and provision of personnel, overseas	s	s	s	s	s	s	s
N78300	Other human resources provision	s	s	s	s	s	s	s
N79110	Travel agency activities	876	41,319	41,188	130	-	-	-
N79120	Tour operator activities							
N79901	Activities of booking offices related to transport	118	2,163	1,814	-	349	-	-
N79905	Tourist assistance activities (e.g. tourist guides)							
N80100	Private security activities	726	28,348	24,257	4,091	-	-	-
N80200	Security systems service activities	20	14,148	14,148	-	-	-	-



TABLE 9 Number of Establishments and Value of Inventories for Administrative and Support Service Activities Establishments  
for All Employment Sizes by Industry Sub-class: Philippines, 2010 *(Continued)*

(Value in thousand pesos. Details may not add up to total due to rounding and/or statistical disclosure control)

2009 PSIC Code	Industry Description	Number of Establishments	Value of Inventories as of January 1					
			Total	Materials and Supplies	Fuels, Lubricants, Oils and Greases	Goods for Resale	Real Estate for Sale	Other Inventories
		(1)	(2)	(3)	(4)	(5)	(6)	(7)
N80300	Investigation activities	14	2,149	2,149	-	-	-	-
N81100	Combined facilities support activities	4	3,251	1,251	2,000	-	-	-
N81210	General cleaning of buildings	140	57,582	56,685	471	427	-	-
N81292	Pest control services, non-agricultural	79	22,782	22,601	181	-	-	-
N81299	Other building and industrial cleaning activities, n.e.c.	15	20,404	19,726	678	-	-	-
N81300	Landscape care and maintenance service activities	s	s	s	s	s	s	s
N82191	Photocopying service activities	97	6,417	6,417	-	-	-	-
N82199	Other specialized office support activities							
N82211	Customer relationship management activities	334	27,026	26,820	206	-	-	-
N82212	Sales and marketing (including telemarketing) activities	6	-	-	-	-	-	-
N82219	Other call centers activities (voice), n.e.c.							
N82221	Finance and accounting activities	5	151,490	151,490	-	-	-	-
N82223	Administrative support activities							
N82224	Document processes activities							
N82226	Medical transcription activities	58	83	83	-	-	-	-
N82227	Legal services activities	5	1	-	-	-	-	-
N82293	Publishing outsourcing activities							
N82299	Other back office operations activities, n.e.c							
N82300	Organization of conventions and trade shows	35	120	120	-	-	-	-
N82910	Activities of collection agencies and credit bureaus	122	381	381	-	-	-	-
N82920	Packaging activities	54	186,135	183,331	2,804	-	-	-
N82990	Other business support service activities, n.e.c.	268	96,692	96,692	-	-	-	-

TABLE 9 Number of Establishments and Value of Inventories for Administrative and Support Service Activities Establishments  
for All Employment Sizes by Industry Sub-class: Philippines, 2010 *(Continued)*

(Value in thousand pesos. Details may not add up to total due to rounding and/or statistical disclosure control)

2009 PSIC Code	Industry Description	Value of Inventories as of December 31					
		Total	Materials and Supplies	Fuels, Lubricants, Oils and Greases	Goods for Resale	Real Estate for Sale	Other Inventories
		(8)	(9)	(10)	(11)	(12)	(13)
PHILIPPINES		2,113,426	1,985,458	95,812	29,504	2,651	-
N77100	Renting and leasing of motor vehicles	S	S	S	S	S	S
N77210	Renting and leasing of recreational and sports goods	3,033	2,969	63	-	-	-
N77220	Renting of video tapes and disks	115,860	112,664	-	3,196	-	-
N77291	Renting of wearing apparel	5,559	5,559	-	-	-	-
N77292	Renting of furniture	8,395	8,395	-	-	-	-
N77295	Renting of electrical appliances	69,340	69,340	-	-	-	-
N77296	Renting of audio-video machines						
N77299	Renting of personal and household goods, n.e.c.	25,382	25,303	79	-	-	-
N77301	Renting of land transport equipment	-	-	-	-	-	-
N77302	Renting of water transport equipment	7,464	7,441	23	-	-	-
N77304	Renting of agricultural machinery and equipment						
N77305	Renting of construction and civil engineering machinery and equipment	762,953	681,696	78,605	-	2,651	-
N77306	Renting of computers and computer peripherals equipment	84,242	84,242	-	-	-	-
N77307	Renting of office machinery and equipment (excluding computers)	319,849	319,849	-	-	-	-
N77309	Renting and leasing of other machinery, equipment and tangible goods, n.e.c.	34,981	22,977	1,151	10,853	-	-
N78101	Labor recruitment and provision of personnel, local	37,667	21,901	687	15,079	-	-
N78102	Labor recruitment and provision of personnel, overseas	22,930	16,910	6,020	-	-	-
N78104	Casting agencies activities	-	-	-	-	-	-
N78105	Theatrical booking agency activities						
N78109	Other activities of employment placement agencies, n.e.c.						
N78202	Temporary labor recruitment and provision of personnel, overseas	S	S	S	S	S	S
N78300	Other human resources provision	S	S	S	S	S	S
N79110	Travel agency activities	48,974	48,844	130	-	-	-
N79120	Tour operator activities						
N79901	Activities of booking offices related to transport	3,703	3,627	-	76	-	-
N79905	Tourist assistance activities (e.g. tourist guides)						
N80100	Private security activities	35,844	33,132	2,712	-	-	-
N80200	Security systems service activities	4,527	4,527	-	-	-	-
N80300	Investigation activities	1,347	1,347	-	-	-	-
N81100	Combined facilities support activities	3,271	871	2,400	-	-	-
N81210	General cleaning of buildings	56,212	55,411	499	301	-	-
N81292	Pest control services, non-agricultural	28,179	27,998	181	-	-	-
N81299	Other building and industrial cleaning activities, n.e.c.	25,984	25,268	715	-	-	-

TABLE 9 Number of Establishments and Value of Inventories for Administrative and Support Service Activities Establishments  
for All Employment Sizes by Industry Sub-class: Philippines, 2010 *(Concluded)*

(Value in thousand pesos. Details may not add up to total due to rounding and/or statistical disclosure control)

2009 PSIC Code	Industry Description	Value of Inventories as of December 31					
		Total	Materials and Supplies	Fuels, Lubricants, Oils and Greases	Goods for Resale	Real Estate for Sale	Other Inventories
		(8)	(9)	(10)	(11)	(12)	(13)
N81300	Landscape care and maintenance service activities	s	s	s	s	s	s
N82191	Photocopying service activities	7,159	7,159	-	-	-	-
N82199	Other specialized office support activities						
N82211	Customer relationship management activities						
N82212	Sales and marketing (including telemarketing) activities	-	-	-	-	-	-
N82219	Other call centers activities (voice), n.e.c.						
N82221	Finance and accounting activities						
N82223	Administrative support activities	136,879	136,879	-	-	-	-
N82224	Document processes activities						
N82226	Medical transcription activities						
N82227	Legal services activities	11	2	9	-	-	-
N82293	Publishing outsourcing activities						
N82299	Other back office operations activities, n.e.c.						
N82300	Organization of conventions and trade shows	376	376	-	-	-	-
N82910	Activities of collection agencies and credit bureaus	607	607	-	-	-	-
N82920	Packaging activities	150,026	147,686	2,340	-	-	-
N82990	Other business support service activities, n.e.c.	95,212	95,212	-	-	-	-

TABLE 10 Number of Reporting Establishments and Nationality with Highest Capital Participation Rate as of December 31 for Administrative and Support Service Activities Establishments for All Employment Sizes by Industry Sub-Class: Philippines, 2010

(An establishment with equal capital participation rate may be reported several times)

2009 PSIC Code	Industry Description	Number of Reporting Establishments	Nationality with Highest Capital Participation Rate				
			Filipino	American	British	Chinese	Geman
		(1)	(2)	(3)	(4)	(5)	(6)
	<b>PHILIPPINES</b>	<b>1,258</b>	<b>1,134</b>	<b>64</b>	<b>9</b>	<b>4</b>	<b>2</b>
N77100	Renting and leasing of motor vehicles	s	s	s	s	s	s
N77210	Renting and leasing of recreational and sports goods	7	7	-	-	-	-
N77220	Renting of video tapes and disks	20	20	-	-	-	-
N77291	Renting of wearing apparel	5	5	-	-	-	-
N77292	Renting of furniture	3	3	-	-	-	-
N77295	Renting of electrical appliances	s	s	s	s	s	s
N77296	Renting of audio-video machines	7	7	-	-	-	-
N77299	Renting of personal and household goods, n.e.c.	6	5	-	-	1	-
N77301	Renting of land transport equipment	4	3	-	-	-	-
N77302	Renting of water transport equipment						
N77304	Renting of agricultural machinery and equipment						
N77305	Renting of construction and civil engineering machinery and equipment	21	20	-	-	-	-
N77306	Renting of computers and computer peripherals equipment	20	19	-	-	-	-
N77307	Renting of office machinery and equipment (excluding computers)	7	7	-	-	-	-
N77309	Renting and leasing of other machinery, equipment and tangible goods, n.e.c.	11	11	-	-	-	-
N78101	Labor recruitment and provision of personnel, local	168	164	1	1	-	-
N78102	Labor recruitment and provision of personnel, overseas	131	126	-	-	-	-
N78104	Casting agencies activities	4	4	-	-	-	-
N78105	Theatrical booking agency activities						
N78109	Other activities of employment placement agencies, n.e.c.						
N78202	Temporary labor recruitment and provision of personnel, overseas	s	s	s	s	s	s
N78300	Other human resources provision	s	s	s	s	s	s
N79110	Travel agency activities	72	70	-	2	-	-
N79120	Tour operator activities	1	1	-	-	-	-
N79901	Activities of booking offices related to transport	16	13	1	-	-	-
N79905	Tourist assistance activities (e.g. tourist guides)	s	s	s	s	s	s
N80100	Private security activities	359	358	-	-	1	-
N80200	Security systems service activities	12	12	-	-	-	-
N80300	Investigation activities	6	5	-	-	-	-
N81100	Combined facilities support activities	4	4	-	-	-	-
N81210	General cleaning of buildings	70	69	-	-	1	-
N81292	Pest control services, non-agricultural	18	17	-	1	-	-
N81299	Other building and industrial cleaning activities, n.e.c.	9	9	-	-	-	-
N81300	Landscape care and maintenance service activities	s	s	s	s	s	s
N82191	Photocopying service activities	10	10	-	-	-	-
N82199	Other specialized office support activities	s	s	s	s	s	s
N82211	Customer relationship management activities	160	67	58	5	1	2

TABLE 10 Number of Reporting Establishments and Nationality with Highest Capital Participation Rate as of December 31 for Administrative and Support Service Activities Establishments for All Employment Sizes by Industry Sub-Class: Philippines, 2010 *(Continued)*

(An establishment with equal capital participation rate may be reported several times)

2009 PSIC Code	Industry Description	Number of Reporting Establishments	Nationality with Highest Capital Participation Rate				
			Filipino	American	British	Chinese	Geman
		(1)	(2)	(3)	(4)	(5)	(6)
N82212	Sales and marketing (including telemarketing) activities	5	3	-	-	-	-
N82219	Other call centers activities (voice), n.e.c.	5	5	5	5	5	5
N82221	Finance and accounting activities	3	2	1	-	-	-
N82223	Administrative support activities	5	5	5	5	5	5
N82224	Document processes activities	5	5	5	5	5	5
N82226	Medical transcription activities	15	13	1	-	-	-
N82227	Legal services activities	2	2	-	-	-	-
N82293	Publishing outsourcing activities	3	2	1	-	-	-
N82299	Other back office operations activities, n.e.c.						
N82300	Organization of conventions and trade shows	8	8	-	-	-	-
N82910	Activities of collection agencies and credit bureaus	16	16	-	-	-	-
N82920	Packaging activities	15	14	1	-	-	-
N82990	Other business support service activities, n.e.c.	23	22	-	-	-	-

TABLE 10 Number of Reporting Establishments and Nationality with Highest Capital Participation Rate as of December 31 for Administrative and Support Service Activities Establishments for All Employment Sizes by Industry Sub-Class: Philippines, 2010 *(Continued)*

(An establishment with equal capital participation rate may be reported several times)

2009 PSIC Code	Industry Description	Nationality with Highest Capital Participation Rate				
		Japanese	Korean	Singaporean	Taiwanese	Other Nationalities
		(7)	(8)	(9)	(10)	(11)
	<b>PHILIPPINES</b>	<b>7</b>	<b>3</b>	<b>6</b>	<b>-</b>	<b>36</b>
N77100	Renting and leasing of motor vehicles	S	S	S	S	S
N77210	Renting and leasing of recreational and sports goods	-	1	-	-	1
N77220	Renting of video tapes and disks	-	-	-	-	-
N77291	Renting of wearing apparel	-	-	-	-	-
N77292	Renting of furniture	-	-	-	-	-
N77295	Renting of electrical appliances	S	S	S	S	S
N77296	Renting of audio-video machines	-	-	-	-	-
N77299	Renting of personal and household goods, n.e.c.	-	-	-	-	-
N77301	Renting of land transport equipment	}	1	-	-	-
N77302	Renting of water transport equipment					
N77304	Renting of agricultural machinery and equipment					
N77305	Renting of construction and civil engineering machinery and equipment					
N77306	Renting of computers and computer peripherals equipment	-	-	-	-	1
N77307	Renting of office machinery and equipment (excluding computers)	-	-	-	-	-
N77309	Renting and leasing of other machinery, equipment and tangible goods, n.e.c.	-	-	-	-	-
N78101	Labor recruitment and provision of personnel, local	1	-	-	-	1
N78102	Labor recruitment and provision of personnel, overseas	3	1	-	-	1
N78104	Casting agencies activities	}	-	-	-	-
N78105	Theatrical booking agency activities					
N78109	Other activities of employment placement agencies, n.e.c.					
N78202	Temporary labor recruitment and provision of personnel, overseas	S	S	S	S	S
N78300	Other human resources provision	S	S	S	S	S
N79110	Travel agency activities	-	-	-	-	-
N79120	Tour operator activities	-	-	-	-	-
N79901	Activities of booking offices related to transport	-	-	-	-	2
N79905	Tourist assistance activities (e.g. tourist guides)	S	S	S	S	S
N80100	Private security activities	-	-	-	-	-
N80200	Security systems service activities	-	-	-	-	-
N80300	Investigation activities	-	-	-	-	1
N81100	Combined facilities support activities	-	-	-	-	-
N81210	General cleaning of buildings	1	-	-	-	-
N81292	Pest control services, non-agricultural	-	-	-	-	-
N81299	Other building and industrial cleaning activities, n.e.c.	-	-	-	-	-
N81300	Landscape care and maintenance service activities	S	S	S	S	S
N82191	Photocopying service activities	-	-	-	-	-
N82199	Other specialized office support activities	S	S	S	S	S
N82211	Customer relationship management activities	2	-	5	-	23

TABLE 10 Number of Reporting Establishments and Nationality with Highest Capital Participation Rate as of December 31 for Administrative and Support Service Activities Establishments for All Employment Sizes by Industry Sub-Class: Philippines, 2010 *(Concluded)*

(An establishment with equal capital participation rate may be reported several times)

2009 PSIC Code	Industry Description	Nationality with Highest Capital Participation Rate				
		Japanese	Korean	Singaporean	Taiwanese	Other Nationalities
		(7)	(8)	(9)	(10)	(11)
N82212	Sales and marketing (including telemarketing) activities	-	-	-	-	2
N82219	Other call centers activities (voice), n.e.c.	S	S	S	S	S
N82221	Finance and accounting activities	-	-	-	-	-
N82223	Administrative support activities	S	S	S	S	S
N82224	Document processes activities	S	S	S	S	S
N82226	Medical transcription activities	-	-	-	-	1
N82227	Legal services activities	-	-	-	-	-
N82293	Publishing outsourcing activities	-	-	-	-	-
N82299	Other back office operations activities, n.e.c.	-	-	-	-	-
N82300	Organization of conventions and trade shows	-	-	-	-	1
N82910	Activities of collection agencies and credit bureaus	-	-	-	-	-
N82920	Packaging activities	-	-	-	-	-
N82990	Other business support service activities, n.e.c.	-	-	-	-	1

# **Statistical Tables**

**For Establishments with Total Employment  
of 20 and Over**

**National Tables  
and  
Regional Tables**



TABLE 1a Summary Statistics for Administrative and Support Service Activities Establishments with Total Employment of 20 and Over  
by Industry Sub-Class: Philippines, 2010

(Value in thousand pesos. Details may not add up to total due to rounding and/or statistical disclosure control)

2009 PSIC Code	Region / Industry Description	Number of Establishments	Employment as of November 15		Total Compensation	Total Revenue
			Total	Paid Employees		
		(1)	(2)	(3)	(4)	(5)
	<b>PHILIPPINES</b>	<b>1,410</b>	<b>488,858</b>	<b>488,112</b>	<b>97,425,983</b>	<b>186,606,572</b>
N77100	Renting and leasing of motor vehicles	s	s	s	s	s
N77210	Renting and leasing of recreational and sports goods	6	220	220	25,074	256,508
N77220	Renting of video tapes and disks					
N77296	Renting of audio-video machines					
N77299	Renting of personal and household goods, n.e.c.					
N77304	Renting of agricultural machinery and equipment	21	1,635	1,625	252,297	2,182,227
N77305	Renting of construction and civil engineering machinery and equipment					
N77306	Renting of computers and computer peripherals equipment					
N77307	Renting of office machinery and equipment (excluding computers)	4	459	459	90,790	957,127
N77309	Renting and leasing of other machinery, equipment and tangible goods, n.e.c.	10	609	598	72,977	883,950
N78101	Labor recruitment and provision of personnel, local	195	74,122	74,038	8,415,771	11,251,345
N78102	Labor recruitment and provision of personnel, overseas	167	18,340	18,326	4,626,997	12,269,387
N78109	Other activities of employment placement agencies, n.e.c.					
N78202	Temporary labor recruitment and provision of personnel, overseas	s	s	s	s	s
N79110	Travel agency activities	55	2,270	2,268	699,024	1,972,522
N79901	Activities of booking offices related to transport	11	589	589	193,695	460,083
N80100	Private security activities	492	112,641	112,465	10,362,900	13,688,586
N80200	Security systems service activities	10	1,605	1,602	68,249	506,551
N80300	Investigation activities	s	s	s	s	s
N81100	Combined facilities support activities	s	s	s	s	s
N81210	General cleaning of buildings	80	40,268	40,254	3,044,719	3,839,204
N81292	Pest control services, non-agricultural	11	794	794	110,841	367,245
N81299	Other building and industrial cleaning activities, n.e.c.	3	218	218	15,395	115,884
N82191	Photocopying service activities	3	161	161	16,116	35,013
N82199	Other specialized office support activities					
N82211	Customer relationship management activities	253	211,050	210,628	63,552,994	115,425,284
N82212	Sales and marketing (including telemarketing) activities	4	4,783	4,783	2,491,822	5,195,329
N82219	Other call centers activities (voice), n.e.c.					
N82221	Finance and accounting activities	3	1,574	1,574	811,105	6,250,033
N82226	Medical transcription activities	29	2,476	2,470	490,825	1,479,622
N82293	Publishing outsourcing activities	s	s	s	s	s
N82299	Other back office operations activities, n.e.c.	s	s	s	s	s

TABLE 1a Summary Statistics for Administrative and Support Service Activities Establishments with Total Employment of 20 and Over  
by Industry Sub-Class: Philippines, 2010 *(Continued)*

(Value in thousand pesos. Details may not add up to total due to rounding and/or statistical disclosure control)

2009 PSIC Code	Region / Industry Description	Number of Establishments	Employment as of November 15		Total Compensation	Total Revenue
			Total	Paid Employees		
		(1)	(2)	(3)	(4)	(5)
N82300	Organization of conventions and trade shows	5	135	135	58,894	228,525
N82910	Activities of collection agencies and credit bureaus	15	1,440	1,440	179,375	395,945
N82920	Packaging activities	18	2,299	2,297	433,518	3,396,040
N82990	Other business support service activities, n.e.c.	5	765	765	237,310	491,898
	<b>National Capital Region</b>	<b>983</b>	<b>350,135</b>	<b>349,734</b>	<b>77,628,713</b>	<b>147,120,167</b>
N77100	Renting and leasing of motor vehicles	s	s	s	s	s
N77220	Renting of video tapes and disks	5	180	180	21,394	251,108
N77296	Renting of audio-video machines					
N77299	Renting of personal and household goods, n.e.c.					
N77305	Renting of construction and civil engineering machinery and equipment	12	1,190	1,182	207,418	1,685,470
N77306	Renting of computers and computer peripherals equipment	4	528	528	160,443	2,796,642
N77307	Renting of office machinery and equipment (excluding computers)					
N77309	Renting and leasing of other machinery, equipment and tangible goods, n.e.c.					
N78101	Labor recruitment and provision of personnel, local	115	43,687	43,657	5,640,993	7,658,819
N78102	Labor recruitment and provision of personnel, overseas	156	12,736	12,728	4,166,132	9,436,529
N78109	Other activities of employment placement agencies, n.e.c.	s	s	s	s	s
N78202	Temporary labor recruitment and provision of personnel, overseas	s	s	s	s	s
N79110	Travel agency activities	54	2,234	2,234	693,738	1,962,590
N79901	Activities of booking offices related to transport	10	538	538	178,669	435,085
N80100	Private security activities	285	72,337	72,226	7,834,464	10,089,795
N80200	Security systems service activities	6	411	411	33,978	443,748
N80300	Investigation activities	s	s	s	s	s
N81100	Combined facilities support activities	s	s	s	s	s
N81210	General cleaning of buildings	52	28,195	28,187	2,491,321	3,116,863
N81292	Pest control services, non-agricultural	6	638	638	96,230	317,881
N82191	Photocopying service activities	s	s	s	s	s
N82211	Customer relationship management activities	190	163,427	163,207	50,335,978	90,152,349
N82212	Sales and marketing (including telemarketing) activities	4	4,783	4,783	2,491,822	5,195,329
N82219	Other call centers activities (voice), n.e.c.					
N82221	Finance and accounting activities					
N82226	Medical transcription activities	28	2,353	2,347	472,100	1,395,839

TABLE 1a Summary Statistics for Administrative and Support Service Activities Establishments with Total Employment of 20 and Over  
by Industry Sub-Class: Philippines, 2010 *(Continued)*

(Value in thousand pesos. Details may not add up to total due to rounding and/or statistical disclosure control)

2009 PSIC Code	Region / Industry Description	Number of Establishments	Employment as of November 15		Total Compensation	Total Revenue
			Total	Paid Employees		
		(1)	(2)	(3)	(4)	(5)
N82293	Publishing outsourcing activities	s	s	s	s	s
N82299	Other back office operations activities, n.e.c.	s	s	s	s	s
N82300	Organization of conventions and trade shows	5	135	135	58,894	228,525
N82910	Activities of collection agencies and credit bureaus	14	1,394	1,394	175,206	387,519
N82920	Packaging activities	14	984	984	253,114	1,534,393
N82990	Other business support service activities, n.e.c.	4	609	609	236,108	486,190
	<b>Cordillera Administrative Region</b>	<b>5</b>	<b>5,010</b>	<b>5,009</b>	<b>1,227,163</b>	<b>2,053,043</b>
N80100	Private security activities	5	5,010	5,009	1,227,163	2,053,043
N82211	Customer relationship management activities					
	<b>I-Ilocos Region</b>	<b>8</b>	<b>850</b>	<b>848</b>	<b>44,603</b>	<b>151,645</b>
N80100	Private security activities	5	606	604	21,247	28,083
N81210	General cleaning of buildings	3	244	244	23,355	123,562
N81299	Other building and industrial cleaning activities, n.e.c.					
N82211	Customer relationship management activities					
	<b>II - Cagayan Valley</b>	<b>6</b>	<b>497</b>	<b>493</b>	<b>42,774</b>	<b>56,610</b>
N77306	Renting of computers and computer peripherals equipment	6	497	493	42,775	56,610
N78101	Labor recruitment and provision of personnel, local					
N80100	Private security activities					
	<b>III - Central Luzon</b>	<b>46</b>	<b>18,460</b>	<b>18,453</b>	<b>3,762,533</b>	<b>6,242,319</b>
N77305	Renting of construction and civil engineering machinery and equipment	s	s	s	s	s
N78101	Labor recruitment and provision of personnel, local	8	4,769	4,769	632,059	695,722
N78102	Labor recruitment and provision of personnel, overseas					
N80100	Private security activities	17	3,822	3,818	286,596	483,489
N80200	Security systems service activities	s	s	s	s	s
N81210	General cleaning of buildings	6	3,526	3,526	180,795	196,160
N81299	Other building and industrial cleaning activities, n.e.c.					

TABLE 1a Summary Statistics for Administrative and Support Service Activities Establishments with Total Employment of 20 and Over  
by Industry Sub-Class: Philippines, 2010 *(Continued)*

(Value in thousand pesos. Details may not add up to total due to rounding and/or statistical disclosure control)

2009 PSIC Code	Region / Industry Description	Number of Establishments	Employment as of November 15		Total Compensation	Total Revenue
			Total	Paid Employees		
		(1)	(2)	(3)	(4)	(5)
N82211	Customer relationship management activities	13	6,212	6,212	2,653,622	4,847,711
	<b>IVA - CALABARZON</b>	<b>88</b>	<b>25,036</b>	<b>24,917</b>	<b>3,245,994</b>	<b>8,286,209</b>
N77305	Renting of construction and civil engineering machinery and equipment	s	s	s	s	s
N77309	Renting and leasing of other machinery, equipment and tangible goods, n.e.c.	s	s	s	s	s
N78101	Labor recruitment and provision of personnel, local	22	9,756	9,754	912,978	1,358,544
N78102	Labor recruitment and provision of personnel, overseas	5	1,476	1,476	52,725	1,514,799
N80100	Private security activities	41	6,526	6,517	565,461	893,472
N81210	General cleaning of buildings	3	492	492	56,256	68,564
N81292	Pest control services, non-agricultural	3	102	102	9,390	26,112
N82199	Other specialized office support activities	s	s	s	s	s
N82211	Customer relationship management activities	7	5,210	5,116	1,447,247	2,564,817
N82920	Packaging activities	3	1,274	1,272	176,861	1,776,268
	<b>IVB - MIMAROPA</b>	<b>3</b>	<b>325</b>	<b>323</b>	<b>30,811</b>	<b>33,176</b>
N80100	Private security activities	}	3	325	30,811	33,176
N81210	General cleaning of buildings					
	<b>V - Bicol Region</b>	<b>6</b>	<b>771</b>	<b>766</b>	<b>367,693</b>	<b>621,583</b>
N78101	Labor recruitment and provision of personnel, local	}	6	771	367,693	621,583
N80100	Private security activities					
N81210	General cleaning of buildings					
N82211	Customer relationship management activities					
	<b>VI - Western Visayas</b>	<b>62</b>	<b>14,085</b>	<b>13,997</b>	<b>2,086,673</b>	<b>4,718,722</b>
N77305	Renting of construction and civil engineering machinery and equipment	s	s	s	s	s
N77309	Renting and leasing of other machinery, equipment and tangible goods, n.e.c.	s	s	s	s	s

TABLE 1a Summary Statistics for Administrative and Support Service Activities Establishments with Total Employment of 20 and Over  
by Industry Sub-Class: Philippines, 2010 *(Continued)*

(Value in thousand pesos. Details may not add up to total due to rounding and/or statistical disclosure control)

2009 PSIC Code	Region / Industry Description	Number of Establishments	Employment as of November 15		Total Compensation	Total Revenue
			Total	Paid Employees		
		(1)	(2)	(3)	(4)	(5)
N78101	Labor recruitment and provision of personnel, local	9	1,014	1,012	65,262	1,184,906
N78102	Labor recruitment and provision of personnel, overseas					
N80100	Private security activities	37	6,370	6,362	436,253	496,467
N81210	General cleaning of buildings	4	261	259	13,251	20,792
N81292	Pest control services, non-agricultural					
N82211	Customer relationship management activities	9	6,237	6,163	1,564,428	2,772,916
N82990	Other business support service activities, n.e.c.	s	s	s	s	s
<b>VII - Central Visayas</b>		<b>87</b>	<b>35,629</b>	<b>35,587</b>	<b>5,159,457</b>	<b>11,332,865</b>
N77210	Renting and leasing of recreational and sports goods	s	s	s	s	s
N77305	Renting of construction and civil engineering machinery and equipment	3	231	231	23,031	129,670
N77306	Renting of computers and computer peripherals equipment	3	194	194	37,788	604,278
N77307	Renting of office machinery and equipment (excluding computers)					
N77309	Renting and leasing of other machinery, equipment and tangible goods, n.e.c.					
N78101	Labor recruitment and provision of personnel, local	12	4,198	4,193	377,584	476,608
N78102	Labor recruitment and provision of personnel, overseas	2	1,633	1,633	182,876	192,540
N79110	Travel agency activities	s	s	s	s	s
N79901	Activities of booking offices related to transport	s	s	s	s	s
N80100	Private security activities	26	5,869	5,869	441,973	626,265
N80200	Security systems service activities	3	1,088	1,088	27,866	51,882
N81210	General cleaning of buildings	8	5,614	5,612	229,437	336,639
N81292	Pest control services, non-agricultural	s	s	s	s	s
N82211	Customer relationship management activities	23	16,430	16,397	3,786,002	8,680,896
N82226	Medical transcription activities	s	s	s	s	s
N82910	Activities of collection agencies and credit bureaus	s	s	s	s	s
N82920	Packaging activities	s	s	s	s	s
<b>VIII - Eastern Visayas</b>		<b>13</b>	<b>1,453</b>	<b>1,445</b>	<b>137,083</b>	<b>284,652</b>
N77304	Renting of agricultural machinery and equipment	s	s	s	s	s
N78101	Labor recruitment and provision of personnel, local	5	688	686	79,186	144,770
N80100	Private security activities	5	592	586	49,202	64,659
N81210	General cleaning of buildings	s	s	s	s	s

TABLE 1a Summary Statistics for Administrative and Support Service Activities Establishments with Total Employment of 20 and Over  
by Industry Sub-Class: Philippines, 2010 *(Continued)*

(Value in thousand pesos. Details may not add up to total due to rounding and/or statistical disclosure control)

2009 PSIC Code	Region / Industry Description	Number of Establishments	Employment as of November 15		Total Compensation	Total Revenue
			Total	Paid Employees		
		(1)	(2)	(3)	(4)	(5)
N81299	Other building and industrial cleaning activities, n.e.c.	S	S	S	S	S
	<b>IX - Zamboanga Peninsula</b>	<b>14</b>	<b>1,475</b>	<b>1,467</b>	<b>83,885</b>	<b>115,818</b>
N80100	Private security activities	14	1,475	1,467	83,885	115,818
	<b>X - Northern Mindanao</b>	<b>16</b>	<b>11,394</b>	<b>11,370</b>	<b>1,245,577</b>	<b>2,149,582</b>
N78101	Labor recruitment and provision of personnel, local	S	S	S	S	S
N80100	Private security activities	10	3,693	3,685	107,900	152,353
N81210	General cleaning of buildings	S	S	S	S	S
N82191	Photocopying service activities	S	S	S	S	S
N82211	Customer relationship management activities	S	S	S	S	S
	<b>XI - Davao Region</b>	<b>47</b>	<b>12,709</b>	<b>12,704</b>	<b>1,633,985</b>	<b>2,577,258</b>
N77305	Renting of construction and civil engineering machinery and equipment	}	12	1,439	1,439	151,078
N78101	Labor recruitment and provision of personnel, local					
N80100	Private security activities		29	7,968	7,963	293,885
N81210	General cleaning of buildings		3	993	993	40,811
N82211	Customer relationship management activities		3	2,309	2,309	1,148,212
	<b>XII - SOCCSKSARGEN</b>	<b>19</b>	<b>10,075</b>	<b>10,047</b>	<b>676,693</b>	<b>792,622</b>
N78101	Labor recruitment and provision of personnel, local	13	9,098	9,075	608,835	713,409
N80100	Private security activities	6	977	972	67,858	79,213
	<b>XIII - Caraga</b>	<b>7</b>	<b>955</b>	<b>951</b>	<b>52,348</b>	<b>70,301</b>
N80100	Private security activities	}	7	955	951	52,348
N82211	Customer relationship management activities					70,301

TABLE 1a Summary Statistics for Administrative and Support Service Activities Establishments with Total Employment of 20 and Over  
by Industry Sub-Class: Philippines, 2010 *(Continued)*

(Value in thousand pesos. Details may not add up to total due to rounding and/or statistical disclosure control)

2009 PSIC Code	Region / Industry Description	Total Cost	Value Added	Gross Additions to Fixed Assets	Change in Inventories	Subsidies
		(6)	(7)	(8)	(9)	(10)
	<b>PHILIPPINES</b>	<b>64,379,040</b>	<b>130,969,445</b>	<b>4,431,136</b>	<b>255,813</b>	<b>1,384</b>
N77100	Renting and leasing of motor vehicles	s	s	s	s	s
N77210	Renting and leasing of recreational and sports goods					
N77220	Renting of video tapes and disks	146,148	126,287	40,809	1,438	-
N77296	Renting of audio-video machines					
N77299	Renting of personal and household goods, n.e.c.					
N77304	Renting of agricultural machinery and equipment	1,606,711	1,040,739	148,530	307,600	-
N77305	Renting of construction and civil engineering machinery and equipment					
N77306	Renting of computers and computer peripherals equipment	813,504	1,820,298	19,029	30,851	-
N77307	Renting of office machinery and equipment (excluding computers)	855,894	119,561	8,357	(44,695)	-
N77309	Renting and leasing of other machinery, equipment and tangible goods, n.e.c.	519,780	437,001	192,594	4,627	-
N78101	Labor recruitment and provision of personnel, local	1,975,926	9,492,418	62,927	2,724	1,184
N78102	Labor recruitment and provision of personnel, overseas	7,262,264	5,728,555	267,374	(116)	-
N78109	Other activities of employment placement agencies, n.e.c.					
N78202	Temporary labor recruitment and provision of personnel, overseas	s	s	s	s	s
N79110	Travel agency activities	928,536	1,070,732	46,181	8,570	-
N79901	Activities of booking offices related to transport	165,761	316,412	3,444	-	-
N80100	Private security activities	1,829,383	12,303,224	142,009	3,826	200
N80200	Security systems service activities	50,233	467,754	-	90	-
N80300	Investigation activities	s	s	s	s	s
N81100	Combined facilities support activities	s	s	s	s	s
N81210	General cleaning of buildings	510,108	3,403,246	21,832	(1,370)	-
N81292	Pest control services, non-agricultural	225,161	166,773	22,439	(2,854)	-
N81299	Other building and industrial cleaning activities, n.e.c.	29,799	94,845	1,260	5,559	-
N82191	Photocopying service activities	18,630	22,730	135	668	-
N82199	Other specialized office support activities					
N82211	Customer relationship management activities	35,714,850	86,238,646	3,173,978	(9,727)	-
N82212	Sales and marketing (including telemarketing) activities	2,502,050	2,950,330	10,447	-	-
N82219	Other call centers activities (voice), n.e.c.					
N82221	Finance and accounting activities	3,799,086	1,719,921	91,210	(14,612)	-
N82226	Medical transcription activities	908,752	606,461	16,268	(33)	-
N82293	Publishing outsourcing activities	s	s	s	s	s
N82299	Other back office operations activities, n.e.c.	s	s	s	s	s
N82300	Organization of conventions and trade shows	164,168	66,971	975	-	-

TABLE 1a Summary Statistics for Administrative and Support Service Activities Establishments with Total Employment of 20 and Over  
by Industry Sub-Class: Philippines, 2010 *(Continued)*

(Value in thousand pesos. Details may not add up to total due to rounding and/or statistical disclosure control)

2009 PSIC Code	Region / Industry Description	Total Cost	Value Added	Gross Additions to Fixed Assets	Change in Inventories	Subsidies
		(6)	(7)	(8)	(9)	(10)
N82920	Packaging activities	2,712,787	801,508	144,229	(37,215)	-
N82990	Other business support service activities, n.e.c.	201,886	281,764	12,981	154	-
	<b>National Capital Region</b>	<b>50,523,106</b>	<b>103,617,934</b>	<b>3,506,583</b>	<b>250,999</b>	<b>200</b>
N77100	Renting and leasing of motor vehicles	s	s	s	s	s
N77220	Renting of video tapes and disks	144,932	121,413	39,009	1,108	-
N77296	Renting of audio-video machines					
N77299	Renting of personal and household goods, n.e.c.					
N77305	Renting of construction and civil engineering machinery and equipment	1,236,588	867,790	103,186	308,079	-
N77306	Renting of computers and computer peripherals equipment	1,290,789	1,675,637	8,357	(18,054)	-
N77307	Renting of office machinery and equipment (excluding computers)					
N77309	Renting and leasing of other machinery, equipment and tangible goods, n.e.c.	508,862	415,101	192,594	4,595	-
N78101	Labor recruitment and provision of personnel, local	1,532,896	6,305,257	31,706	3,729	-
N78102	Labor recruitment and provision of personnel, overseas	4,630,860	5,218,413	264,916	(116)	-
N78109	Other activities of employment placement agencies, n.e.c.	s	s	s	s	s
N78202	Temporary labor recruitment and provision of personnel, overseas	s	s	s	s	s
N79110	Travel agency activities	924,727	1,063,924	46,098	8,570	-
N79901	Activities of booking offices related to transport	156,693	298,099	2,956	-	-
N80100	Private security activities	1,355,025	9,081,919	94,576	5,356	200
N80200	Security systems service activities	35,225	417,449	-	-	-
N80300	Investigation activities	s	s	s	s	s
N81100	Combined facilities support activities	s	s	s	s	s
N81210	General cleaning of buildings	446,904	2,729,747	18,990	(1,751)	-
N81292	Pest control services, non-agricultural	199,631	139,890	17,957	(2,723)	-
N82191	Photocopying service activities	s	s	s	s	s
N82211	Customer relationship management activities	27,845,338	67,458,889	2,462,469	(9,084)	-
N82212	Sales and marketing (including telemarketing) activities	2,502,050	2,950,330	10,447	-	-
N82219	Other call centers activities (voice), n.e.c.					
N82221	Finance and accounting activities	3,799,086	1,719,921	91,210	(14,612)	-
N82226	Medical transcription activities	893,334	535,786	16,138	(33)	-
N82293	Publishing outsourcing activities	s	s	s	s	s
N82299	Other back office operations activities, n.e.c.	s	s	s	s	s
N82300	Organization of conventions and trade shows	164,168	66,971	975	-	-
N82910	Activities of collection agencies and credit bureaus	189,635	214,477	2,643	226	-
N82920	Packaging activities	1,161,068	430,126	87,966	(34,157)	-



TABLE 1a Summary Statistics for Administrative and Support Service Activities Establishments with Total Employment of 20 and Over  
by Industry Sub-Class: Philippines, 2010 *(Continued)*

(Value in thousand pesos. Details may not add up to total due to rounding and/or statistical disclosure control)

2009 PSIC Code	Region / Industry Description	Total Cost	Value Added	Gross Additions to Fixed Assets	Change in Inventories	Subsidies
		(6)	(7)	(8)	(9)	(10)
N82910	Activities of collection agencies and credit bureaus	189,635	214,477	2,643	226	-
N82920	Packaging activities	1,161,068	430,126	87,966	(34,157)	-
N82990	Other business support service activities, n.e.c.	197,310	279,759	12,768	154	-
	<b>Cordillera Administrative Region</b>	<b>628,600</b>	<b>1,514,360</b>	<b>6,665</b>	<b>(1)</b>	<b>-</b>
N80100	Private security activities	628,600	1,514,361	6,664	(1)	-
N82211	Customer relationship management activities					
	<b>I-Ilocos Region</b>	<b>33,588</b>	<b>130,101</b>	<b>2,877</b>	<b>5,441</b>	<b>-</b>
N80100	Private security activities	2,345	28,665	2,766	18	-
N81210	General cleaning of buildings	31,242	101,438	112	5,423	-
N81299	Other building and industrial cleaning activities, n.e.c.					
N82211	Customer relationship management activities					
	<b>II - Cagayan Valley</b>	<b>9,071</b>	<b>48,928</b>	<b>375</b>	<b>18</b>	<b>-</b>
N77306	Renting of computers and computer peripherals equipment	9,070	48,925	375	18	-
N78101	Labor recruitment and provision of personnel, local					
N80100	Private security activities					
	<b>III - Central Luzon</b>	<b>1,979,029</b>	<b>4,525,358</b>	<b>213,443</b>	<b>(651)</b>	<b>-</b>
N77305	Renting of construction and civil engineering machinery and equipment	s	s	s	s	s
N78101	Labor recruitment and provision of personnel, local	28,601	669,635	4,039	59	-
N78102	Labor recruitment and provision of personnel, overseas					
N80100	Private security activities	81,837	412,411	10,264	(1,371)	-
N80200	Security systems service activities	s	s	s	s	s
N81210	General cleaning of buildings	13,887	185,709	218	880	-
N81299	Other building and industrial cleaning activities, n.e.c.					
N82211	Customer relationship management activities					
	<b>IVA - CALABARZON</b>	<b>4,085,629</b>	<b>4,509,774</b>	<b>89,432</b>	<b>(2,674)</b>	<b>-</b>
N77305	Renting of construction and civil engineering machinery and equipment	s	s	s	s	s

TABLE 1a Summary Statistics for Administrative and Support Service Activities Establishments with Total Employment of 20 and Over  
by Industry Sub-Class: Philippines, 2010 *(Continued)*

(Value in thousand pesos. Details may not add up to total due to rounding and/or statistical disclosure control)

2009 PSIC Code	Region / Industry Description	Total Cost	Value Added	Gross Additions to Fixed Assets	Change in Inventories	Subsidies
		(6)	(7)	(8)	(9)	(10)
N77309	Renting and leasing of other machinery, equipment and tangible goods, n.e.c.	s	s	s	s	s
N78101	Labor recruitment and provision of personnel, local	224,195	1,146,750	2,907	(1,083)	-
N78102	Labor recruitment and provision of personnel, overseas	1,459,738	58,826	1,128	-	-
N80100	Private security activities	129,838	786,463	8,717	(3)	-
N81210	General cleaning of buildings	7,023	62,831	-	(15)	-
N81292	Pest control services, non-agricultural	16,282	12,236	4,004	(119)	-
N82199	Other specialized office support activities	s	s	s	s	s
N82211	Customer relationship management activities	729,308	2,034,169	14,931	(9)	-
N82920	Packaging activities	1,472,969	356,047	56,262	(1,457)	-
	<b>IVB - MIMAROPA</b>	<b>3,055</b>	<b>30,718</b>	<b>55</b>	<b>19</b>	<b>-</b>
N80100	Private security activities	3,055	30,718	55	19	-
N81210	General cleaning of buildings					
	<b>V - Bicol Region</b>	<b>175,423</b>	<b>464,049</b>	<b>19,649</b>	<b>-</b>	<b>-</b>
N78101	Labor recruitment and provision of personnel, local	175,423	464,049	19,649	-	-
N80100	Private security activities					
N81210	General cleaning of buildings					
N82211	Customer relationship management activities					
	<b>VI - Western Visayas</b>	<b>2,099,252</b>	<b>2,814,483</b>	<b>10,910</b>	<b>(893)</b>	<b>-</b>
N77305	Renting of construction and civil engineering machinery and equipment	s	s	s	s	s
N77309	Renting and leasing of other machinery, equipment and tangible goods, n.e.c.	s	s	s	s	s
N78101	Labor recruitment and provision of personnel, local	1,115,667	75,235	4,469	1	-
N78102	Labor recruitment and provision of personnel, overseas					
N80100	Private security activities	29,391	475,827	1,227	(311)	-
N81210	General cleaning of buildings	5,948	15,676	303	(63)	-
N81292	Pest control services, non-agricultural					
N82211	Customer relationship management activities	751,165	2,193,349	4,698	-	-
N82990	Other business support service activities, n.e.c.	s	s	s	s	s

TABLE 1a Summary Statistics for Administrative and Support Service Activities Establishments with Total Employment of 20 and Over  
by Industry Sub-Class: Philippines, 2010 *(Continued)*

(Value in thousand pesos. Details may not add up to total due to rounding and/or statistical disclosure control)

2009 PSIC Code	Region / Industry Description	Total Cost	Value Added	Gross Additions to Fixed Assets	Change in Inventories	Subsidies
		(6)	(7)	(8)	(9)	(10)
	<b>VII - Central Visayas</b>	<b>3,486,070</b>	<b>8,303,439</b>	<b>452,133</b>	<b>2,767</b>	<b>-</b>
N77210	Renting and leasing of recreational and sports goods	S	S	S	S	S
N77305	Renting of construction and civil engineering machinery and equipment	86,152	64,577	5,251	48	-
N77306	Renting of computers and computer peripherals equipment	379,156	276,638	19,029	4,210	-
N77307	Renting of office machinery and equipment (excluding computers)					
N77309	Renting and leasing of other machinery, equipment and tangible goods, n.e.c.					
N78101	Labor recruitment and provision of personnel, local	38,627	444,083	443	-	-
N78102	Labor recruitment and provision of personnel, overseas	2,536	190,393	-	7	-
N79110	Travel agency activities	S	S	S	S	S
N79901	Activities of booking offices related to transport	S	S	S	S	S
N80100	Private security activities	35,491	602,083	3,346	126	-
N80200	Security systems service activities	12,296	41,847	-	90	-
N81210	General cleaning of buildings	22,115	321,913	909	24	-
N81292	Pest control services, non-agricultural	S	S	S	S	S
N82211	Customer relationship management activities	2,791,761	6,230,005	420,427	(468)	-
N82226	Medical transcription activities	S	S	S	S	S
N82910	Activities of collection agencies and credit bureaus	S	S	S	S	S
N82920	Packaging activities	S	S	S	S	S
	<b>VIII - Eastern Visayas</b>	<b>92,764</b>	<b>204,375</b>	<b>45,336</b>	<b>(21)</b>	<b>-</b>
N77304	Renting of agricultural machinery and equipment	S	S	S	S	S
N78101	Labor recruitment and provision of personnel, local	24,092	127,311	5,467	(3)	-
N80100	Private security activities	9,832	56,585	-	(25)	-
N81210	General cleaning of buildings	S	S	S	S	S
N81299	Other building and industrial cleaning activities, n.e.c.	S	S	S	S	S
	<b>IX - Zamboanga Peninsula</b>	<b>29,230</b>	<b>89,979</b>	<b>6,399</b>	<b>1</b>	<b>-</b>
N80100	Private security activities	29,230	89,979	6,399	1	-

TABLE 1a Summary Statistics for Administrative and Support Service Activities Establishments with Total Employment of 20 and Over  
by Industry Sub-Class: Philippines, 2010 *(Concluded)*

(Value in thousand pesos. Details may not add up to total due to rounding and/or statistical disclosure control)

2009 PSIC Code	Region / Industry Description	Total Cost	Value Added	Gross Additions to Fixed Assets	Change in Inventories	Subsidies
		(6)	(7)	(8)	(9)	(10)
	<b>X - Northern Mindanao</b>	<b>441,547</b>	<b>1,946,303</b>	<b>1,243</b>	<b>1,332</b>	<b>-</b>
N78101	Labor recruitment and provision of personnel, local	S	S	S	S	S
N80100	Private security activities	26,679	128,639	-	(3)	-
N81210	General cleaning of buildings	S	S	S	S	S
N82191	Photocopying service activities	S	S	S	S	S
N82211	Customer relationship management activities	S	S	S	S	S
	<b>XI - Davao Region</b>	<b>681,526</b>	<b>2,009,468</b>	<b>62,118</b>	<b>(431)</b>	<b>-</b>
N77305	Renting of construction and civil engineering machinery and equipment	32,632	171,317	2,592	(18)	-
N78101	Labor recruitment and provision of personnel, local					
N80100	Private security activities	101,703	379,158	12,967	(5)	-
N81210	General cleaning of buildings	7,048	44,984	253	(408)	-
N82211	Customer relationship management activities	540,144	1,414,008	46,307	-	-
	<b>XII - SOCCSKSARGEN</b>	<b>96,925</b>	<b>702,211</b>	<b>13,919</b>	<b>(167)</b>	<b>1,184</b>
N78101	Labor recruitment and provision of personnel, local	91,132	626,452	12,558	(166)	1,184
N80100	Private security activities	5,793	75,758	1,361	(1)	-
	<b>XIII - Caraga</b>	<b>14,224</b>	<b>57,966</b>	<b>-</b>	<b>75</b>	<b>-</b>
N80100	Private security activities					
N82211	Customer relationship management activities	14,224	57,965	-	74	-

TABLE 2a Number of Establishments and Employment by Type and Sex of Worker for Administrative and Support Service Activities Establishments with Total Employment of 20 and Over by Industry Sub-Class: Philippines, 2010

(Details may not add up to total due to rounding and/or statistical disclosure control)

2009 PSIC Code	Region / Industry Description	Number of Establishments	Employment as of November 15						
			Total		Paid		Unpaid		
			Male	Female	Male	Female	Male	Female	
		(1)	(2)	(3)	(4)	(5)	(6)	(7)	
	PHILIPPINES	1,410	290,064	198,795	289,668	198,444	396	351	
N77100	Renting and leasing of motor vehicles	S	S	S	S	S	S	S	
N77210	Renting and leasing of recreational and sports goods	}	6	171	49	171	49	-	-
N77220	Renting of video tapes and disks								
N77296	Renting of audio-video machines								
N77299	Renting of personal and household goods, n.e.c.	}	21	1,448	187	1,441	184	7	3
N77304	Renting of agricultural machinery and equipment								
N77305	Renting of construction and civil engineering machinery and equipment								
N77306	Renting of computers and computer peripherals equipment	3	131	53	131	53	-	-	
N77307	Renting of office machinery and equipment (excluding computers)	4	301	158	301	158	-	-	
N77309	Renting and leasing of other machinery, equipment and tangible goods, n.e.c.	10	532	77	524	74	8	3	
N78101	Labor recruitment and provision of personnel, local	195	47,054	27,068	46,997	27,041	57	27	
N78102	Labor recruitment and provision of personnel, overseas	}	167	8,601	9,740	8,589	9,737	11	3
N78109	Other activities of employment placement agencies, n.e.c.								
N78202	Temporary labor recruitment and provision of personnel, overseas								
N79110	Travel agency activities	55	646	1,624	646	1,622	-	2	
N79901	Activities of booking offices related to transport	11	174	414	174	414	-	-	
N80100	Private security activities	492	100,748	11,894	100,614	11,851	134	43	
N80200	Security systems service activities	10	1,228	376	1,226	376	2	1	
N80300	Investigation activities	S	S	S	S	S	S	S	
N81100	Combined facilities support activities	S	S	S	S	S	S	S	
N81210	General cleaning of buildings	80	26,710	13,558	26,700	13,554	10	4	
N81292	Pest control services, non-agricultural	11	630	164	630	164	-	-	
N81299	Other building and industrial cleaning activities, n.e.c.	3	153	65	153	65	-	-	
N82191	Photocopying service activities	}	3	126	35	126	35	-	-
N82199	Other specialized office support activities								
N82211	Customer relationship management activities								
N82212	Sales and marketing (including telemarketing) activities	}	4	1,587	3,196	1,587	3,196	-	-
N82219	Other call centers activities (voice), n.e.c.								
N82221	Finance and accounting activities								
N82226	Medical transcription activities	29	1,030	1,446	1,030	1,440	-	6	
N82293	Publishing outsourcing activities	S	S	S	S	S	S	S	

TABLE 2a Number of Establishments and Employment by Type and Sex of Worker for Administrative and Support Service Activities Establishments with Total Employment of 20 and Over by Industry Sub-Class: Philippines, 2010 *(Continued)*

(Details may not add up to total due to rounding and/or statistical disclosure control)

2009 PSIC Code	Region / Industry Description	Number of Establishments	Employment as of November 15					
			Total		Paid		Unpaid	
			Male	Female	Male	Female	Male	Female
		(1)	(2)	(3)	(4)	(5)	(6)	(7)
N82299	Other back office operations activities, n.e.c	S	S	S	S	S	S	S
N82300	Organization of conventions and trade shows	5	20	115	20	115	-	-
N82910	Activities of collection agencies and credit bureaus	15	856	585	856	585	-	-
N82920	Packaging activities	18	1,142	1,156	1,142	1,155	1	1
N82990	Other business support service activities, n.e.c.	5	315	450	315	450	-	-
	<b>National Capital Region</b>	<b>983</b>	<b>203,422</b>	<b>146,712</b>	<b>203,215</b>	<b>146,519</b>	<b>207</b>	<b>193</b>
N77100	Renting and leasing of motor vehicles	S	S	S	S	S	S	S
N77220	Renting of video tapes and disks	}	5	133	47	133	47	-
N77296	Renting of audio-video machines							
N77299	Renting of personal and household goods, n.e.c.							
N77305	Renting of construction and civil engineering machinery and equipment	12	1,028	162	1,022	160	6	2
N77306	Renting of computers and computer peripherals equipment	}	4	346	182	346	182	-
N77307	Renting of office machinery and equipment (excluding computers)							
N77309	Renting and leasing of other machinery, equipment and tangible goods, n.e.c.	7	392	70	392	70	-	-
N78101	Labor recruitment and provision of personnel, local	115	29,347	14,340	29,334	14,322	13	18
N78102	Labor recruitment and provision of personnel, overseas	156	6,270	6,467	6,261	6,467	8	-
N78109	Other activities of employment placement agencies, n.e.c.	S	S	S	S	S	S	S
N78202	Temporary labor recruitment and provision of personnel, overseas	S	S	S	S	S	S	S
N79110	Travel agency activities	54	640	1,594	640	1,594	-	-
N79901	Activities of booking offices related to transport	10	156	382	156	382	-	-
N80100	Private security activities	285	64,096	8,241	64,003	8,223	93	18
N80200	Security systems service activities	6	266	146	266	146	-	-
N80300	Investigation activities	S	S	S	S	S	S	S
N81100	Combined facilities support activities	S	S	S	S	S	S	S
N81210	General cleaning of buildings	52	18,744	9,451	18,739	9,448	5	3
N81292	Pest control services, non-agricultural	6	521	117	521	117	-	-
N82191	Photocopying service activities	S	S	S	S	S	S	S
N82211	Customer relationship management activities	190	73,084	90,342	73,005	90,202	79	140
N82212	Sales and marketing (including telemarketing) activities	}	4	1,587	3,196	1,587	3,196	-
N82219	Other call centers activities (voice), n.e.c.							
N82221	Finance and accounting activities							

TABLE 2a Number of Establishments and Employment by Type and Sex of Worker for Administrative and Support Service Activities Establishments with Total Employment of 20 and Over by Industry Sub-Class: Philippines, 2010 *(Continued)*

(Details may not add up to total due to rounding and/or statistical disclosure control)

2009 PSIC Code	Region / Industry Description	Number of Establishments	Employment as of November 15						
			Total		Paid		Unpaid		
			Male	Female	Male	Female	Male	Female	
			(1)	(2)	(3)	(4)	(5)	(6)	(7)
N82226	Medical transcription activities	28	979	1,374	979	1,368	-	6	
N82293	Publishing outsourcing activities	s	s	s	s	s	s	s	
N82299	Other back office operations activities, n.e.c.	s	s	s	s	s	s	s	
N82300	Organization of conventions and trade shows	5	20	115	20	115	-	-	
N82910	Activities of collection agencies and credit bureaus	14	836	558	836	558	-	-	
N82920	Packaging activities	14	424	559	424	559	-	-	
N82990	Other business support service activities, n.e.c.	4	259	350	259	350	-	-	
	<b>Cordillera Administrative Region</b>	<b>5</b>	<b>2,529</b>	<b>2,481</b>	<b>2,528</b>	<b>2,481</b>	<b>1</b>	<b>-</b>	
N80100	Private security activites	}	5	2,529	2,481	2,528	2,481	1	-
N82211	Customer relationship management activities								
	<b>I-Ilocos Region</b>	<b>8</b>	<b>718</b>	<b>132</b>	<b>716</b>	<b>132</b>	<b>2</b>	<b>-</b>	
N80100	Private security activites	}	5	576	30	574	30	2	-
N81210	General cleaning of buildings								
N81299	Other building and industrial cleaning activities, n.e.c.								
N82211	Customer relationship management activities								
	<b>II - Cagayan Valley</b>	<b>6</b>	<b>476</b>	<b>21</b>	<b>473</b>	<b>20</b>	<b>3</b>	<b>1</b>	
N77306	Renting of computers and computer peripherals equipment	}	6	476	21	473	20	3	1
N78101	Labor recruitment and provision of personnel, local								
N80100	Private security activites								
	<b>III - Central Luzon</b>	<b>46</b>	<b>11,003</b>	<b>7,457</b>	<b>10,998</b>	<b>7,455</b>	<b>5</b>	<b>2</b>	
N77305	Renting of construction and civil engineering machinery and equipment	}	s	s	s	s	s	s	s
N78101	Labor recruitment and provision of personnel, local		8	2,155	2,614	2,155	2,614	-	-
N78102	Labor recruitment and provision of personnel, overseas								
N80100	Private security activites		17	3,561	261	3,558	260	3	1
N80200	Security systems service activities		s	s	s	s	s	s	s
N81210	General cleaning of buildings		6	2,928	598	2,928	598	-	-
N81299	Other building and industrial cleaning activities, n.e.c.								
N82211	Customer relationship management activities								

TABLE 2a Number of Establishments and Employment by Type and Sex of Worker for Administrative and Support Service Activities Establishments with Total Employment of 20 and Over by Industry Sub-Class: Philippines, 2010 *(Continued)*

(Details may not add up to total due to rounding and/or statistical disclosure control)

2009 PSIC Code	Region / Industry Description	Number of Establishments	Employment as of November 15						
			Total		Paid		Unpaid		
			Male	Female	Male	Female	Male	Female	
		(1)	(2)	(3)	(4)	(5)	(6)	(7)	
	IVA - CALABARZON	88	15,704	9,332	15,641	9,276	62	56	
N77305	Renting of construction and civil engineering machinery and equipment	s	s	s	s	s	s	s	
N77309	Renting and leasing of other machinery, equipment and tangible goods, n.e.c.	s	s	s	s	s	s	s	
N78101	Labor recruitment and provision of personnel, local	22	5,982	3,774	5,981	3,773	1	1	
N78102	Labor recruitment and provision of personnel, overseas	5	375	1,101	375	1,101	-	-	
N80100	Private security activities	41	5,901	626	5,895	622	6	4	
N81210	General cleaning of buildings	3	412	80	412	80	-	-	
N81292	Pest control services, non-agricultural	3	72	30	72	30	-	-	
N82199	Other specialized office support activities	s	s	s	s	s	s	s	
N82211	Customer relationship management activities	7	2,077	3,133	2,029	3,087	48	46	
N82920	Packaging activities	3	703	571	702	570	1	1	
	IVB - MIMAROPA	3	296	29	294	29	2	-	
N80100	Private security activities	}	3	296	29	294	29	2	-
N81210	General cleaning of buildings								
	V - Bicol Region	6	450	321	447	319	3	2	
N78101	Labor recruitment and provision of personnel, local	}	6	450	321	447	319	3	2
N80100	Private security activities								
N81210	General cleaning of buildings								
N82211	Customer relationship management activities								
	VI - Western Visayas	62	9,879	4,206	9,842	4,155	37	51	
N77305	Renting of construction and civil engineering machinery and equipment	s	s	s	s	s	s	s	
N77309	Renting and leasing of other machinery, equipment and tangible goods, n.e.c.	s	s	s	s	s	s	s	
N78101	Labor recruitment and provision of personnel, local	}	9	584	430	582	430	2	-
N78102	Labor recruitment and provision of personnel, overseas								
N80100	Private security activities	}	37	6,029	341	6,026	336	3	5
N81210	General cleaning of buildings								
N81292	Pest control services, non-agricultural								
N82211	Customer relationship management activities								



TABLE 2a Number of Establishments and Employment by Type and Sex of Worker for Administrative and Support Service Activities Establishments with Total Employment of 20 and Over by Industry Sub-Class: Philippines, 2010 *(Continued)*

(Details may not add up to total due to rounding and/or statistical disclosure control)

2009 PSIC Code	Region / Industry Description	Number of Establishments	Employment as of November 15					
			Total		Paid		Unpaid	
			Male	Female	Male	Female	Male	Female
			(1)	(2)	(3)	(4)	(5)	(6)
N82990	Other business support service activities, n.e.c.	S	S	S	S	S	S	S
	VII - Central Visayas	87	19,668	15,962	19,654	15,934	14	28
N77210	Renting and leasing of recreational and sports goods	S	S	S	S	S	S	S
N77305	Renting of construction and civil engineering machinery and equipment	3	220	11	220	11	-	-
N77306	Renting of computers and computer peripherals equipment	3	168	26	168	26	-	-
N77307	Renting of office machinery and equipment (excluding computers)							
N77309	Renting and leasing of other machinery, equipment and tangible goods, n.e.c.							
N78101	Labor recruitment and provision of personnel, local	12	3,183	1,015	3,180	1,013	3	2
N78102	Labor recruitment and provision of personnel, overseas	2	629	1,004	629	1,004	-	-
N79110	Travel agency activities	S	S	S	S	S	S	S
N79901	Activities of booking offices related to transport	S	S	S	S	S	S	S
N80100	Private security activites	26	5,129	740	5,129	740	-	-
N80200	Security systems service activities	3	860	228	860	228	-	-
N81210	General cleaning of buildings	8	2,463	3,151	2,461	3,151	2	-
N81292	Pest control services, non-agricultural	S	S	S	S	S	S	S
N82211	Customer relationship management activities	23	6,842	9,588	6,834	9,564	9	24
N82226	Medical transcription activities	S	S	S	S	S	S	S
N82910	Activities of collection agencies and credit bureaus	S	S	S	S	S	S	S
N82920	Packaging activities	S	S	S	S	S	S	S
	VIII - Eastern Visayas	13	1,394	59	1,387	58	7	1
N77304	Renting of agricultural machinery and equipment	S	S	S	S	S	S	S
N78101	Labor recruitment and provision of personnel, local	5	666	22	664	22	2	-
N80100	Private security activites	5	565	27	560	26	5	1
N81210	General cleaning of buildings	S	S	S	S	S	S	S
N81299	Other building and industrial cleaning activities, n.e.c.	S	S	S	S	S	S	S
	IX - Zamboanga Peninsula	14	1,237	238	1,234	233	3	5
N80100	Private security activites	14	1,237	238	1,234	233	3	5

TABLE 2a Number of Establishments and Employment by Type and Sex of Worker for Administrative and Support Service Activities Establishments with Total Employment of 20 and Over by Industry Sub-Class: Philippines, 2010 *(Concluded)*

(Details may not add up to total due to rounding and/or statistical disclosure control)

2009 PSIC Code	Region / Industry Description	Number of Establishments	Employment as of November 15						
			Total		Paid		Unpaid		
			Male	Female	Male	Female	Male	Female	
		(1)	(2)	(3)	(4)	(5)	(6)	(7)	
	X - Northern Mindanao	16	7,096	4,298	7,080	4,290	16	8	
N78101	Labor recruitment and provision of personnel, local	s	s	s	s	s	s	s	
N80100	Private security activities	10	3,328	365	3,323	362	5	3	
N81210	General cleaning of buildings	s	s	s	s	s	s	s	
N82191	Photocopying service activities	s	s	s	s	s	s	s	
N82211	Customer relationship management activities	s	s	s	s	s	s	s	
	XI - Davao Region	47	10,135	2,574	10,132	2,572	3	2	
N77305	Renting of construction and civil engineering machinery and equipment	}	12	1,182	257	1,182	257	-	-
N78101	Labor recruitment and provision of personnel, local								
N80100	Private security activities		29	7,152	816	7,149	814	3	2
N81210	General cleaning of buildings		3	865	128	865	128	-	-
N82211	Customer relationship management activities		3	936	1,373	936	1,373	-	-
	XII - SOCCSKSARGEN	19	5,172	4,903	5,146	4,901	26	2	
N78101	Labor recruitment and provision of personnel, local	13	4,258	4,840	4,235	4,840	23	-	
N80100	Private security activities	6	914	63	911	61	3	2	
	XIII - Caraga	7	885	70	881	70	4	-	
N80100	Private security activities	}	7	885	70	881	70	4	-
N82211	Customer relationship management activities								

TABLE 3a Number of Establishments and Compensation, Separation and Retirement Pay of Employees for Administrative and Support Service Activities Establishments with Total Employment of 20 and Over by Industry Sub-class: Philippines, 2010

(Value in thousand pesos. Details may not add up to total due to rounding and/or statistical disclosure control)

2009 PSIC Code	Region / Industry Description	Number of Establishments	Compensation			
			Total	Gross Salaries and Wages	Employer's Contribution to SSS/GSIS, etc.	Separation, Retirement/ Terminal Pay, Gratuities and others
		(1)	(2)	(3)	(4)	(5)
	<b>PHILIPPINES</b>	<b>1,410</b>	<b>97,425,983</b>	<b>91,781,156</b>	<b>4,893,572</b>	<b>751,255</b>
N77100	Renting and leasing of motor vehicles	s	s	s	s	s
N77210	Renting and leasing of recreational and sports goods	6	25,074	23,958	1,094	22
N77220	Renting of video tapes and disks					
N77296	Renting of audio-video machines					
N77299	Renting of personal and household goods, n.e.c.					
N77304	Renting of agricultural machinery and equipment	21	252,297	229,597	13,360	9,340
N77305	Renting of construction and civil engineering machinery and equipment					
N77306	Renting of computers and computer peripherals equipment	3	102,195	91,871	2,837	7,486
N77307	Renting of office machinery and equipment (excluding computers)	4	90,790	86,740	4,051	-
N77309	Renting and leasing of other machinery, equipment and tangible goods, n.e.c.	10	72,977	67,358	3,935	1,685
N78101	Labor recruitment and provision of personnel, local	195	8,415,771	7,812,601	547,482	55,688
N78102	Labor recruitment and provision of personnel, overseas	167	4,626,997	4,413,533	166,319	47,146
N78109	Other activities of employment placement agencies, n.e.c.					
N78202	Temporary labor recruitment and provision of personnel, overseas	s	s	s	s	s
N79110	Travel agency activities	55	699,024	638,820	41,695	18,510
N79901	Activities of booking offices related to transport	11	193,695	180,065	8,536	5,094
N80100	Private security activities	492	10,362,900	9,642,294	662,749	57,857
N80200	Security systems service activities	10	68,249	64,432	3,673	145
N80300	Investigation activities	s	s	s	s	s
N81100	Combined facilities support activities	s	s	s	s	s
N81210	General cleaning of buildings	80	3,044,719	2,859,516	173,701	11,502
N81292	Pest control services, non-agricultural	11	110,841	101,264	9,365	212
N81299	Other building and industrial cleaning activities, n.e.c.	3	15,395	14,719	635	41
N82191	Photocopying service activities	3	16,116	15,067	1,048	-
N82199	Other specialized office support activities					
N82211	Customer relationship management activities	253	63,552,994	60,068,456	2,988,094	496,444
N82212	Sales and marketing (including telemarketing) activities	4	2,491,822	2,449,128	42,694	-
N82219	Other call centers activities (voice), n.e.c.					
N82221	Finance and accounting activities	3	811,105	769,413	39,632	2,059
N82226	Medical transcription activities	29	490,825	456,520	28,288	6,018
N82293	Publishing outsourcing activities	s	s	s	s	s
N82299	Other back office operations activities, n.e.c.	s	s	s	s	s

TABLE 3a Number of Establishments and Compensation, Separation and Retirement Pay of Employees for Administrative and Support Service Activities Establishments with Total Employment of 20 and Over by Industry Sub-class: Philippines, 2010 *(Continued)*

(Value in thousand pesos. Details may not add up to total due to rounding and/or statistical disclosure control)

2009 PSIC Code	Region / Industry Description	Number of Establishments	Compensation			
			Total	Gross Salaries and Wages	Employer's Contribution to SSS/GSIS, etc.	Separation, Retirement/ Terminal Pay, Gratuities and others
		(1)	(2)	(3)	(4)	(5)
N82300	Organization of conventions and trade shows	5	58,894	54,631	3,153	1,110
N82910	Activities of collection agencies and credit bureaus	15	179,375	159,541	11,519	8,316
N82920	Packaging activities	18	433,518	389,202	26,995	17,322
N82990	Other business support service activities, n.e.c.	5	237,310	225,782	9,155	2,372
	<b>National Capital Region</b>	<b>983</b>	<b>77,628,713</b>	<b>73,287,888</b>	<b>3,680,676</b>	<b>660,149</b>
N77100	Renting and leasing of motor vehicles	s	s	s	s	s
N77220	Renting of video tapes and disks	}	5	21,394	1,014	22
N77296	Renting of audio-video machines					
N77299	Renting of personal and household goods, n.e.c.					
N77305	Renting of construction and civil engineering machinery and equipment	12	207,418	187,254	11,045	9,120
N77306	Renting of computers and computer peripherals equipment	}	4	160,443	147,377	7,486
N77307	Renting of office machinery and equipment (excluding computers)					
N77309	Renting and leasing of other machinery, equipment and tangible goods, n.e.c.	7	60,915	57,963	2,741	211
N78101	Labor recruitment and provision of personnel, local	115	5,640,993	5,220,218	368,796	51,979
N78102	Labor recruitment and provision of personnel, overseas	156	4,166,132	3,987,582	138,996	39,553
N78109	Other activities of employment placement agencies, n.e.c.	s	s	s	s	s
N78202	Temporary labor recruitment and provision of personnel, overseas	s	s	s	s	s
N79110	Travel agency activities	54	693,738	633,828	41,421	18,489
N79901	Activities of booking offices related to transport	10	178,669	165,830	7,744	5,094
N80100	Private security activities	285	7,834,464	7,289,564	500,259	44,641
N80200	Security systems service activities	6	33,978	32,564	1,415	-
N80300	Investigation activities	s	s	s	s	s
N81100	Combined facilities support activities	s	s	s	s	s
N81210	General cleaning of buildings	52	2,491,321	2,357,066	131,296	2,958
N81292	Pest control services, non-agricultural	6	96,230	87,747	8,483	-
N82191	Photocopying service activities	s	s	s	s	s
N82211	Customer relationship management activities	190	50,335,978	47,688,141	2,203,830	444,007
N82212	Sales and marketing (including telemarketing) activities	}	4	2,491,822	2,449,128	42,694
N82219	Other call centers activities (voice), n.e.c.					
N82221	Finance and accounting activities	3	811,105	769,413	39,632	2,059
N82226	Medical transcription activities	28	472,100	438,885	27,197	6,018
N82293	Publishing outsourcing activities	s	s	s	s	s

TABLE 3a Number of Establishments and Compensation, Separation and Retirement Pay of Employees for Administrative and Support Service Activities Establishments with Total Employment of 20 and Over by Industry Sub-class: Philippines, 2010 *(Continued)*

(Value in thousand pesos. Details may not add up to total due to rounding and/or statistical disclosure control)

2009 PSIC Code	Region / Industry Description	Number of Establishments	Compensation			
			Total	Gross Salaries and Wages	Employer's Contribution to SSS/GSIS, etc.	Separation, Retirement/ Terminal Pay, Gratuities and others
		(1)	(2)	(3)	(4)	(5)
N82299	Other back office operations activities, n.e.c.	s	s	s	s	s
N82300	Organization of conventions and trade shows	5	58,894	54,631	3,153	1,110
N82910	Activities of collection agencies and credit bureaus	14	175,206	155,695	11,240	8,271
N82920	Packaging activities	14	253,114	225,476	13,767	13,870
N82990	Other business support service activities, n.e.c.	4	236,108	224,715	9,021	2,372
	<b>Cordillera Administrative Region</b>	<b>5</b>	<b>1,227,163</b>	<b>1,105,995</b>	<b>114,081</b>	<b>7,087</b>
N80100	Private security activities	}	5	1,227,163	1,105,995	114,081
N82211	Customer relationship management activities					
	<b>I-Ilocos Region</b>	<b>8</b>	<b>44,603</b>	<b>41,950</b>	<b>2,574</b>	<b>79</b>
N80100	Private security activities	}	5	21,247	19,609	1,601
N81210	General cleaning of buildings		3	23,355	22,341	973
N81299	Other building and industrial cleaning activities, n.e.c.					
N82211	Customer relationship management activities					
	<b>II - Cagayan Valley</b>	<b>6</b>	<b>42,774</b>	<b>39,740</b>	<b>3,034</b>	<b>-</b>
N77306	Renting of computers and computer peripherals equipment	}	6	42,775	39,740	3,034
N78101	Labor recruitment and provision of personnel, local					
N80100	Private security activities					
	<b>III - Central Luzon</b>	<b>46</b>	<b>3,762,533</b>	<b>3,461,081</b>	<b>279,192</b>	<b>22,260</b>
N77305	Renting of construction and civil engineering machinery and equipment	s	s	s	s	s
N78101	Labor recruitment and provision of personnel, local	}	8	632,059	588,603	43,427
N78102	Labor recruitment and provision of personnel, overseas					
N80100	Private security activities	17	286,596	265,939	19,437	1,220
N80200	Security systems service activities	s	s	s	s	s
N81210	General cleaning of buildings	}	6	180,795	159,673	14,615
N81299	Other building and industrial cleaning activities, n.e.c.					
N82211	Customer relationship management activities					
		13	2,653,622	2,437,599	201,520	14,504

TABLE 3a Number of Establishments and Compensation, Separation and Retirement Pay of Employees for Administrative and Support Service Activities Establishments with Total Employment of 20 and Over by Industry Sub-class: Philippines, 2010 *(Continued)*

(Value in thousand pesos. Details may not add up to total due to rounding and/or statistical disclosure control)

2009 PSIC Code	Region / Industry Description	Number of Establishments	Compensation			
			Total	Gross Salaries and Wages	Employer's Contribution to SSS/GSIS, etc.	Separation, Retirement/ Terminal Pay, Gratuities and others
		(1)	(2)	(3)	(4)	(5)
<b>IVA - CALABARZON</b>		<b>88</b>	<b>3,245,994</b>	<b>3,047,873</b>	<b>179,691</b>	<b>18,430</b>
N77305	Renting of construction and civil engineering machinery and equipment	s	s	s	s	s
N77309	Renting and leasing of other machinery, equipment and tangible goods, n.e.c.	s	s	s	s	s
N78101	Labor recruitment and provision of personnel, local	22	912,978	861,234	51,744	-
N78102	Labor recruitment and provision of personnel, overseas	5	52,725	45,126	3,285	4,314
N80100	Private security activities	41	565,461	527,120	36,047	2,294
N81210	General cleaning of buildings	3	56,256	53,911	2,346	-
N81292	Pest control services, non-agricultural	3	9,390	8,613	565	212
N82199	Other specialized office support activities	s	s	s	s	s
N82211	Customer relationship management activities	7	1,447,247	1,367,813	71,274	8,159
N82920	Packaging activities	3	176,861	160,491	12,919	3,451
<b>IVB - MIMAROPA</b>		<b>3</b>	<b>30,811</b>	<b>29,496</b>	<b>1,280</b>	<b>35</b>
N80100	Private security activities	}	3	30,811	29,496	1,280
N81210	General cleaning of buildings					
<b>V - Bicol Region</b>		<b>6</b>	<b>367,693</b>	<b>333,164</b>	<b>32,338</b>	<b>2,191</b>
N78101	Labor recruitment and provision of personnel, local	}	6	367,693	333,164	32,338
N80100	Private security activities					
N81210	General cleaning of buildings					
N82211	Customer relationship management activities					
<b>VI - Western Visayas</b>		<b>62</b>	<b>2,086,673</b>	<b>1,979,300</b>	<b>96,474</b>	<b>10,899</b>
N77305	Renting of construction and civil engineering machinery and equipment	s	s	s	s	s
N77309	Renting and leasing of other machinery, equipment and tangible goods, n.e.c.	s	s	s	s	s
N78101	Labor recruitment and provision of personnel, local	}	9	65,262	57,380	4,603
N78102	Labor recruitment and provision of personnel, overseas					
N80100	Private security activities	37	436,253	402,852	32,433	968
N81210	General cleaning of buildings	}	4	13,251	12,369	860
N81292	Pest control services, non-agricultural					

TABLE 3a Number of Establishments and Compensation, Separation and Retirement Pay of Employees for Administrative and Support Service Activities Establishments with Total Employment of 20 and Over by Industry Sub-class: Philippines, 2010 *(Continued)*

(Value in thousand pesos. Details may not add up to total due to rounding and/or statistical disclosure control)

2009 PSIC Code	Region / Industry Description	Number of Establishments	Compensation			
			Total	Gross Salaries and Wages	Employer's Contribution to SSS/GSIS, etc.	Separation, Retirement/ Terminal Pay, Gratuities and others
		(1)	(2)	(3)	(4)	(5)
N82211	Customer relationship management activities	9	1,564,428	1,500,646	58,099	5,683
N82990	Other business support service activities, n.e.c.	s	s	s	s	s
	<b>VII - Central Visayas</b>	<b>87</b>	<b>5,159,457</b>	<b>4,886,565</b>	<b>254,172</b>	<b>18,719</b>
N77210	Renting and leasing of recreational and sports goods	s	s	s	s	s
N77305	Renting of construction and civil engineering machinery and equipment	3	23,031	21,830	1,202	-
N77306	Renting of computers and computer peripherals equipment	3	37,788	35,240	2,023	526
N77307	Renting of office machinery and equipment (excluding computers)					
N77309	Renting and leasing of other machinery, equipment and tangible goods, n.e.c.					
N78101	Labor recruitment and provision of personnel, local	12	377,584	353,464	22,181	1,940
N78102	Labor recruitment and provision of personnel, overseas	2	182,876	171,216	11,660	-
N79110	Travel agency activities	s	s	s	s	s
N79901	Activities of booking offices related to transport	s	s	s	s	s
N80100	Private security activities	26	441,973	414,090	25,107	2,776
N80200	Security systems service activities	3	27,866	25,656	2,065	145
N81210	General cleaning of buildings	8	229,437	207,931	20,274	1,232
N81292	Pest control services, non-agricultural	s	s	s	s	s
N82211	Customer relationship management activities	23	3,786,002	3,607,254	166,713	12,036
N82226	Medical transcription activities	s	s	s	s	s
N82910	Activities of collection agencies and credit bureaus	s	s	s	s	s
N82920	Packaging activities	s	s	s	s	s
	<b>VIII - Eastern Visayas</b>	<b>13</b>	<b>137,083</b>	<b>131,608</b>	<b>5,205</b>	<b>270</b>
N77304	Renting of agricultural machinery and equipment	s	s	s	s	s
N78101	Labor recruitment and provision of personnel, local	5	79,186	76,355	2,781	50
N80100	Private security activities	5	49,202	47,433	1,770	-
N81210	General cleaning of buildings	s	s	s	s	s
N81299	Other building and industrial cleaning activities, n.e.c.	s	s	s	s	s
	<b>IX - Zamboanga Peninsula</b>	<b>14</b>	<b>83,885</b>	<b>78,834</b>	<b>5,026</b>	<b>25</b>
N80100	Private security activities	14	83,885	78,834	5,026	25

TABLE 3a Number of Establishments and Compensation, Separation and Retirement Pay of Employees for Administrative and Support Service Activities Establishments with Total Employment of 20 and Over by Industry Sub-class: Philippines, 2010 *(Concluded)*

(Value in thousand pesos. Details may not add up to total due to rounding and/or statistical disclosure control)

2009 PSIC Code	Region / Industry Description	Number of Establishments	Compensation			
			Total	Gross Salaries and Wages	Employer's Contribution to SSS/GSIS, etc.	Separation, Retirement/ Terminal Pay, Gratuities and others
		(1)	(2)	(3)	(4)	(5)
	<b>X - Northern Mindanao</b>	<b>16</b>	<b>1,245,577</b>	<b>1,183,244</b>	<b>59,929</b>	<b>2,403</b>
N78101	Labor recruitment and provision of personnel, local	s	s	s	s	s
N80100	Private security activities	10	107,900	100,212	6,032	1,656
N81210	General cleaning of buildings	s	s	s	s	s
N82191	Photocopying service activities	s	s	s	s	s
N82211	Customer relationship management activities	s	s	s	s	s
	<b>XI - Davao Region</b>	<b>47</b>	<b>1,633,985</b>	<b>1,501,588</b>	<b>125,130</b>	<b>7,268</b>
N77305	Renting of construction and civil engineering machinery and equipment	}	12	151,078	141,033	9,550
N78101	Labor recruitment and provision of personnel, local					495
N80100	Private security activities		29	293,885	273,321	17,773
N81210	General cleaning of buildings		3	40,811	38,451	2,360
N82211	Customer relationship management activities		3	1,148,212	1,048,783	95,447
	<b>XII - SOCCSKSARGEN</b>	<b>19</b>	<b>676,693</b>	<b>624,562</b>	<b>50,892</b>	<b>1,239</b>
N78101	Labor recruitment and provision of personnel, local	13	608,835	560,709	46,931	1,195
N80100	Private security activities	6	67,858	63,853	3,961	44
	<b>XIII - Caraga</b>	<b>7</b>	<b>52,348</b>	<b>48,270</b>	<b>3,878</b>	<b>200</b>
N80100	Private security activities	}	7	52,348	48,271	3,878
N82211	Customer relationship management activities					200



TABLE 4a Number of Establishments and Revenue by Type for Administrative and Support Service Activities Establishments with Total Employment of 20 and Over by Industry Sub-Class: Philippines, 2010

(Value in thousand pesos. Details may not add up to total due to rounding and/or statistical disclosure control)

2009 PSIC Code	Region / Industry Description	Number of Establishments	Revenue						
			Total	Revenue from Main Activity	Non-industrial Services Done for Others	Interest Income	Dividend Income	Value of Goods for Resale	Industrial Services Done for Others
		(1)	(2)	(3)	(4)	(5)	(6)	(7)	(8)
	PHILIPPINES	1,410	186,606,572	174,327,635	8,435,824	382,686	910,170	54,115	34,286
N77100	Renting and leasing of motor vehicles	s	s	s	s	s	s	s	s
N77210	Renting and leasing of recreational and sports goods	6	256,508	-	256,463	45	-	-	-
N77220	Renting of video tapes and disks								
N77296	Renting of audio-video machines								
N77299	Renting of personal and household goods, n.e.c.								
N77304	Renting of agricultural machinery and equipment	21	2,182,227	-	2,141,796	1,358	-	32,306	550
N77305	Renting of construction and civil engineering machinery and equipment								
N77306	Renting of computers and computer peripherals equipment	3	2,432,893	-	2,373,968	11,345	18	-	-
N77307	Renting of office machinery and equipment (excluding computers)	4	957,127	-	956,880	246	-	-	-
N77309	Renting and leasing of other machinery, equipment and tangible goods, n.e.c.	10	883,950	-	883,287	164	-	-	-
N78101	Labor recruitment and provision of personnel, local	195	11,251,345	11,106,993	46,187	21,295	4	21,156	31,055
N78102	Labor recruitment and provision of personnel, overseas	167	12,569,387	11,986,313	44,390	65,114	18,639	-	-
N78109	Other activities of employment placement agencies, n.e.c.								
N78202	Temporary labor recruitment and provision of personnel, overseas	s	s	s	s	s	s	s	s
N79110	Travel agency activities	55	1,972,522	1,786,775	3,984	9,307	39	-	-
N79901	Activities of booking offices related to transport	11	460,083	436,294	10,155	911	68	-	-
N80100	Private security activities	492	13,688,586	13,630,969	25,651	2,124	384	-	1,468
N80200	Security systems service activities	10	506,551	506,387	-	36	-	-	-
N80300	Investigation activities	s	s	s	s	s	s	s	s
N81100	Combined facilities support activities	s	s	s	s	s	s	s	s
N81210	General cleaning of buildings	80	3,839,204	3,835,116	197	1,628	2	529	-
N81292	Pest control services, non-agricultural	11	367,245	353,382	-	11,977	-	124	-
N81299	Other building and industrial cleaning activities, n.e.c.	3	115,884	115,181	681	11	-	-	-

TABLE 4a Number of Establishments and Revenue by Type for Administrative and Support Service Activities Establishments with Total Employment of 20 and Over by Industry Sub-Class: Philippines, 2010 *(Continued)*

(Value in thousand pesos. Details may not add up to total due to rounding and/or statistical disclosure control)

2009 PSIC Code	Region / Industry Description	Number of Establishments	Revenue						
			Total	Revenue from Main Activity	Non-industrial Services Done for Others	Interest Income	Dividend Income	Value of Goods for Resale	Industrial Services Done for Others
		(1)	(2)	(3)	(4)	(5)	(6)	(7)	(8)
N82191	Photocopying service activities	3	35,013	35,013	-	-	-	-	-
N82199	Other specialized office support activities								
N82211	Customer relationship management activities	253	115,425,284	113,200,676	541,129	193,943	1	-	-
N82212	Sales and marketing (including telemarketing) activities	4	5,195,329	5,125,321	7,742	4,527	-	-	-
N82219	Other call centers activities (voice), n.e.c.								
N82221	Finance and accounting activities	3	6,250,033	5,350,917	-	6,314	891,011	-	-
N82226	Medical transcription activities	29	1,479,622	1,475,085	1,110	2,432	-	-	-
N82293	Publishing outsourcing activities	s	s	s	s	s	s	s	s
N82299	Other back office operations activities, n.e.c	s	s	s	s	s	s	s	s
N82300	Organization of conventions and trade shows	5	228,525	228,265	-	260	-	-	-
N82910	Activities of collection agencies and credit bureaus	15	395,945	265,413	2,323	25	-	-	1,214
N82920	Packaging activities	18	3,396,040	3,360,317	1,955	723	5	-	-
N82990	Other business support service activities, n.e.c.	5	491,898	459,481	-	32,318	-	-	-
National Capital Region		983	147,120,167	136,447,485	7,280,133	359,989	910,153	32,659	2,709
N77100	Renting and leasing of motor vehicles	s	s	s	s	s	s	s	s
N77220	Renting of video tapes and disks	5	251,108	-	251,063	45	-	-	-
N77296	Renting of audio-video machines								
N77299	Renting of personal and household goods, n.e.c.								
N77305	Renting of construction and civil engineering machinery and equipment	12	1,685,470	-	1,645,050	1,348	-	32,306	550
N77306	Renting of computers and computer peripherals equipment	4	2,796,642	-	2,753,612	9,211	8	-	-
N77307	Renting of office machinery and equipment (excluding computers)								
N77309	Renting and leasing of other machinery, equipment and tangible goods, n.e.c.	7	854,442	-	854,278	164	-	-	-
N78101	Labor recruitment and provision of personnel, local	115	7,658,819	7,597,150	31,135	13,580	4	354	-

TABLE 4a Number of Establishments and Revenue by Type for Administrative and Support Service Activities Establishments with Total Employment of 20 and Over by Industry Sub-Class: Philippines, 2010 *(Continued)*

(Value in thousand pesos. Details may not add up to total due to rounding and/or statistical disclosure control)

2009 PSIC Code	Region / Industry Description	Number of Establishments	Revenue						
			Total	Revenue from Main Activity	Non-industrial Services Done for Others	Interest Income	Dividend Income	Value of Goods for Resale	Industrial Services Done for Others
			(1)	(2)	(3)	(4)	(5)	(6)	(7)
N78102	Labor recruitment and provision of personnel, overseas	156	9,436,529	8,853,689	44,390	64,880	18,639	-	-
N78109	Other activities of employment placement agencies, n.e.c.	S	S	S	S	S	S	S	S
N78202	Temporary labor recruitment and provision of personnel, overseas	S	S	S	S	S	S	S	S
N79110	Travel agency activities	54	1,962,590	1,777,137	3,984	9,274	39	-	-
N79901	Activities of booking offices related to transport	10	435,085	411,296	10,155	911	68	-	-
N80100	Private security activities	285	10,089,795	10,049,660	21,630	1,170	377	-	945
N80200	Security systems service activities	6	443,748	443,584	-	36	-	-	-
N80300	Investigation activities	S	S	S	S	S	S	S	S
N81100	Combined facilities support activities	S	S	S	S	S	S	S	S
N81210	General cleaning of buildings	52	3,116,863	3,114,895	197	858	1	-	-
N81292	Pest control services, non-agricultural	6	317,881	306,002	-	10,117	-	-	-
N82191	Photocopying service activities	S	S	S	S	S	S	S	S
N82211	Customer relationship management activities	190	90,152,349	88,303,262	513,584	185,382	1	-	-
N82212	Sales and marketing (including telemarketing) activities	4	5,195,329	5,125,321	7,742	4,527	-	-	-
N82219	Other call centers activities (voice), n.e.c.								
N82221	Finance and accounting activities	3	6,250,033	5,350,917	-	6,314	891,011	-	-
N82226	Medical transcription activities	28	1,395,839	1,391,302	1,110	2,432	-	-	-
N82293	Publishing outsourcing activities	S	S	S	S	S	S	S	S
N82299	Other back office operations activities, n.e.c.	S	S	S	S	S	S	S	S
N82300	Organization of conventions and trade shows	5	228,525	228,265	-	260	-	-	-
N82910	Activities of collection agencies and credit bureaus	14	387,519	256,987	2,323	25	-	-	1,214
N82920	Packaging activities	14	1,534,393	1,498,863	1,955	553	5	-	-
N82990	Other business support service activities, n.e.c.	4	486,190	453,773	-	32,318	-	-	-

TABLE 4a Number of Establishments and Revenue by Type for Administrative and Support Service Activities Establishments with Total Employment of 20 and Over by Industry Sub-Class: Philippines, 2010 *(Continued)*

(Value in thousand pesos. Details may not add up to total due to rounding and/or statistical disclosure control)

2009 PSIC Code	Region / Industry Description	Number of Establishments	Revenue						
			Total	Revenue from Main Activity	Non-industrial Services Done for Others	Interest Income	Dividend Income	Value of Goods for Resale	Industrial Services Done for Others
		(1)	(2)	(3)	(4)	(5)	(6)	(7)	(8)
	Cordillera Administrative Region	5	2,053,043	1,981,926	-	-	-	-	-
N80100	Private security activites	}	5	2,053,043	1,981,926	-	-	-	-
N82211	Customer relationship management activities								
	I-Ilocos Region	8	151,645	149,899	681	23	6	529	-
N80100	Private security activites	}	5	28,083	27,990	-	3	6	-
N81210	General cleaning of buildings								
N81299	Other building and industrial cleaning activities, n.e.c.								
N82211	Customer relationship management activities								
	II - Cagayan Valley	6	56,610	49,551	7,000	58	-	-	1
N77306	Renting of computers and computer peripherals equipment	}	6	56,610	49,550	7,000	58	-	-
N78101	Labor recruitment and provision of personnel, local								
N80100	Private security activities								
	III - Central Luzon	46	6,242,319	6,141,119	19,841	2,188	-	2,581	-
N77305	Renting of construction and civil engineering machinery and equipment	S	S	S	S	S	S	S	S
N78101	Labor recruitment and provision of personnel, local	}	8	695,722	684,840	8,160	88	-	2,581
N78102	Labor recruitment and provision of personnel, overseas								
N80100	Private security activities	17	483,489	472,934	1,332	20	-	-	-
N80200	Security systems service activities	S	S	S	S	S	S	S	S
N81210	General cleaning of buildings	}	6	196,160	196,151	-	9	-	-
N81299	Other building and industrial cleaning activities, n.e.c.								
N82211	Customer relationship management activities	13	4,847,711	4,776,274	2,031	2,071	-	-	-

TABLE 4a Number of Establishments and Revenue by Type for Administrative and Support Service Activities Establishments with Total Employment of 20 and Over by Industry Sub-Class: Philippines, 2010 *(Continued)*

(Value in thousand pesos. Details may not add up to total due to rounding and/or statistical disclosure control)

2009 PSIC Code	Region / Industry Description	Number of Establishments	Revenue						
			Total	Revenue from Main Activity	Non-industrial Services Done for Others	Interest Income	Dividend Income	Value of Goods for Resale	Industrial Services Done for Others
		(1)	(2)	(3)	(4)	(5)	(6)	(7)	(8)
	IVA - CALABARZON	88	8,286,209	8,170,429	58,763	614	-	124	-
N77305	Renting of construction and civil engineering machinery and equipment	S	S	S	S	S	S	S	S
N77309	Renting and leasing of other machinery, equipment and tangible goods, n.e.c.	S	S	S	S	S	S	S	S
N78101	Labor recruitment and provision of personnel, local	22	1,358,544	1,355,205	375	125	-	-	-
N78102	Labor recruitment and provision of personnel, overseas	5	1,514,799	1,514,621	-	178	-	-	-
N80100	Private security activities	41	893,472	891,685	1,765	22	-	-	-
N81210	General cleaning of buildings	3	68,564	68,564	-	-	-	-	-
N81292	Pest control services, non-agricultural	3	26,112	25,983	-	5	-	124	-
N82199	Other specialized office support activities	S	S	S	S	S	S	S	S
N82211	Customer relationship management activities	7	2,564,817	2,511,296	-	104	-	-	-
N82920	Packaging activities	3	1,776,268	1,776,075	-	170	-	-	-
	IVB - MIMAROPA	3	33,176	33,173	-	2	-	-	-
N80100	Private security activities	}	3	33,176	33,174	-	2	-	-
N81210	General cleaning of buildings								
	V - Bicol Region	6	621,583	612,890	-	423	-	-	-
N78101	Labor recruitment and provision of personnel, local	}	6	621,583	612,890	-	423	-	-
N80100	Private security activities								
N81210	General cleaning of buildings								
N82211	Customer relationship management activities								

TABLE 4a Number of Establishments and Revenue by Type for Administrative and Support Service Activities Establishments with Total Employment of 20 and Over by Industry Sub-Class: Philippines, 2010 *(Continued)*

(Value in thousand pesos. Details may not add up to total due to rounding and/or statistical disclosure control)

2009 PSIC Code	Region / Industry Description	Number of Establishments	Revenue						
			Total	Revenue from Main Activity	Non-industrial Services Done for Others	Interest Income	Dividend Income	Value of Goods for Resale	Industrial Services Done for Others
		(1)	(2)	(3)	(4)	(5)	(6)	(7)	(8)
	VI - Western Visayas	62	4,718,722	4,429,157	238,617	2,278	-	-	-
N77305	Renting of construction and civil engineering machinery and equipment	S	S	S	S	S	S	S	S
N77309	Renting and leasing of other machinery, equipment and tangible goods, n.e.c.	S	S	S	S	S	S	S	S
N78101	Labor recruitment and provision of personnel, local	9	1,184,906	1,184,878	-	28	-	-	-
N78102	Labor recruitment and provision of personnel, overseas								
N80100	Private security activities	37	496,467	494,938	684	821	-	-	-
N81210	General cleaning of buildings	4	20,792	20,788	-	4	-	-	-
N81292	Pest control services, non-agricultural								
N82211	Customer relationship management activities	9	2,772,916	2,722,846	-	1,425	-	-	-
N82990	Other business support service activities, n.e.c.	S	S	S	S	S	S	S	S
	VII - Central Visayas	87	11,332,865	10,492,577	746,813	8,007	11	-	-
N77210	Renting and leasing of recreational and sports goods	S	S	S	S	S	S	S	S
N77305	Renting of construction and civil engineering machinery and equipment	3	129,670	-	129,670	-	-	-	-
N77306	Renting of computers and computer peripherals equipment	3	604,278	-	587,639	2,380	10	-	-
N77307	Renting of office machinery and equipment (excluding computers)								
N77309	Renting and leasing of other machinery, equipment and tangible goods, n.e.c.								
N78101	Labor recruitment and provision of personnel, local	12	476,608	476,573	-	-	-	-	-
N78102	Labor recruitment and provision of personnel, overseas	2	192,540	192,527	-	13	-	-	-
N79110	Travel agency activities	S	S	S	S	S	S	S	S
N79901	Activities of booking offices related to transport	S	S	S	S	S	S	S	S
N80100	Private security activities	26	626,265	626,010	240	15	1	-	-

TABLE 4a Number of Establishments and Revenue by Type for Administrative and Support Service Activities Establishments with Total Employment of 20 and Over by Industry Sub-Class: Philippines, 2010 *(Continued)*

(Value in thousand pesos. Details may not add up to total due to rounding and/or statistical disclosure control)

2009 PSIC Code	Region / Industry Description	Number of Establishments	Revenue						
			Total	Revenue from Main Activity	Non-industrial Services Done for Others	Interest Income	Dividend Income	Value of Goods for Resale	Industrial Services Done for Others
			(1)	(2)	(3)	(4)	(5)	(6)	(7)
N80200	Security systems service activities	3	51,882	51,882	-	-	-	-	-
N81210	General cleaning of buildings	8	336,639	335,891	-	666	-	-	-
N81292	Pest control services, non-agricultural	s	s	s	s	s	s	s	s
N82211	Customer relationship management activities	23	8,680,896	8,583,152	23,864	3,049	-	-	-
N82226	Medical transcription activities	s	s	s	s	s	s	s	s
N82910	Activities of collection agencies and credit bureaus	s	s	s	s	s	s	s	s
N82920	Packaging activities	s	s	s	s	s	s	s	s
	<b>VIII - Eastern Visayas</b>	<b>13</b>	<b>284,652</b>	<b>223,832</b>	<b>57,513</b>	<b>2</b>	<b>-</b>	<b>553</b>	<b>-</b>
N77304	Renting of agricultural machinery and equipment	s	s	s	s	s	s	s	s
N78101	Labor recruitment and provision of personnel, local	5	144,770	142,198	-	2	-	553	-
N80100	Private security activities	5	64,659	63,925	-	-	-	-	-
N81210	General cleaning of buildings	s	s	s	s	s	s	s	s
N81299	Other building and industrial cleaning activities, n.e.c.	s	s	s	s	s	s	s	s
	<b>IX - Zamboanga Peninsula</b>	<b>14</b>	<b>115,818</b>	<b>115,788</b>	<b>-</b>	<b>-</b>	<b>-</b>	<b>-</b>	<b>-</b>
N80100	Private security activities	14	115,818	115,788	-	-	-	-	-
	<b>X - Northern Mindanao</b>	<b>16</b>	<b>2,149,582</b>	<b>2,146,851</b>	<b>1,650</b>	<b>523</b>	<b>-</b>	<b>-</b>	<b>-</b>
N78101	Labor recruitment and provision of personnel, local	s	s	s	s	s	s	s	s
N80100	Private security activities	10	152,353	152,348	-	5	-	-	-
N81210	General cleaning of buildings	s	s	s	s	s	s	s	s
N82191	Photocopying service activities	s	s	s	s	s	s	s	s
N82211	Customer relationship management activities	s	s	s	s	s	s	s	s

TABLE 4a Number of Establishments and Revenue by Type for Administrative and Support Service Activities Establishments with Total Employment of 20 and Over by Industry Sub-Class: Philippines, 2010 *(Continued)*

(Value in thousand pesos. Details may not add up to total due to rounding and/or statistical disclosure control)

2009 PSIC Code	Region / Industry Description	Number of Establishments	Revenue						
			Total	Revenue from Main Activity	Non-industrial Services Done for Others	Interest Income	Dividend Income	Value of Goods for Resale	Industrial Services Done for Others
		(1)	(2)	(3)	(4)	(5)	(6)	(7)	(8)
	XI - Davao Region	47	2,577,258	2,535,593	18,653	1,251	-	-	-
N77305	Renting of construction and civil engineering machinery and equipment	12	198,505	179,425	18,652	138	-	-	-
N78101	Labor recruitment and provision of personnel, local								
N80100	Private security activities								
N81210	General cleaning of buildings								
N82211	Customer relationship management activities								
	XII - SOCCSKSARGEN	19	792,622	727,585	6,160	7,326	-	17,668	31,054
N78101	Labor recruitment and provision of personnel, local	13	713,409	648,382	6,160	7,317	-	17,668	31,054
N80100	Private security activities	6	79,213	79,203	-	9	-	-	-
	XIII - Caraga	7	70,301	69,779	-	-	-	-	523
N80100	Private security activities	7	70,301	69,779	-	-	-	-	523
N82211	Customer relationship management activities								



TABLE 4a Number of Establishments and Revenue by Type for Administrative and Support Service Activities Establishments with Total Employment of 20 and Over by Industry Sub-Class: Philippines, 2010 *(Continued)*

(Value in thousand pesos. Details may not add up to total due to rounding and/or statistical disclosure control)

2009 PSIC Code	Region / Industry Description	Revenue						
		Commissions and Fees Earned	Delivery charges separately invoiced to customers	Royalty Income	Franchise Income	Foreign Exchange Gains	Real Estate Sales	Other Income
		(9)	(10)	(11)	(12)	(13)	(14)	(15)
	<b>PHILIPPINES</b>	<b>241,555</b>	<b>510</b>	<b>-</b>	<b>83</b>	<b>1,042,470</b>	<b>5,960</b>	<b>1,171,277</b>
N77100	Renting and leasing of motor vehicles	s	s	s	s	s	s	s
N77210	Renting and leasing of recreational and sports goods	}	}	}	}	}	}	}
N77220	Renting of video tapes and disks							
N77296	Renting of audio-video machines							
N77299	Renting of personal and household goods, n.e.c.							
N77304	Renting of agricultural machinery and equipment	}	}	}	}	22	5,960	235
N77305	Renting of construction and civil engineering machinery and equipment							
N77306	Renting of computers and computer peripherals equipment	-	-	-	-	421	-	47,141
N77307	Renting of office machinery and equipment (excluding computers)	-	-	-	-	-	-	-
N77309	Renting and leasing of other machinery, equipment and tangible goods, n.e.c.	-	-	-	-	-	-	499
N78101	Labor recruitment and provision of personnel, local	44	460	-	-	1,621	-	22,532
N78102	Labor recruitment and provision of personnel, overseas	}	}	}	}	284,639	-	149,548
N78109	Other activities of employment placement agencies, n.e.c.							
N78202	Temporary labor recruitment and provision of personnel, overseas	s	s	s	s	s	s	s
N79110	Travel agency activities	51,033	-	-	-	78,507	-	42,878
N79901	Activities of booking offices related to transport	-	-	-	-	2,841	-	9,815
N80100	Private security activities	17,419	50	-	83	21	-	10,416
N80200	Security systems service activities	-	-	-	-	-	-	128
N80300	Investigation activities	s	s	s	s	s	s	s
N81100	Combined facilities support activities	s	s	s	s	s	s	s
N81210	General cleaning of buildings	120	-	-	-	-	-	1,611
N81292	Pest control services, non-agricultural	-	-	-	-	800	-	962
N81299	Other building and industrial cleaning activities, n.e.c.	-	-	-	-	-	-	11
N82191	Photocopying service activities	}	}	}	}	}	}	}
N82199	Other specialized office support activities							
N82211	Customer relationship management activities	760	-	-	-	623,781	-	864,996

TABLE 4a Number of Establishments and Revenue by Type for Administrative and Support Service Activities Establishments with Total Employment of 20 and Over by Industry Sub-Class: Philippines, 2010 *(Continued)*

(Value in thousand pesos. Details may not add up to total due to rounding and/or statistical disclosure control)

2009 PSIC Code	Region / Industry Description	Revenue						
		Commissions and Fees Earned	Delivery charges separately invoiced to customers	Royalty Income	Franchise Income	Foreign Exchange Gains	Real Estate Sales	Other Income
		(9)	(10)	(11)	(12)	(13)	(14)	(15)
N82212	Sales and marketing (including telemarketing) activities	-	-	-	-	47,921	-	9,819
N82219	Other call centers activities (voice), n.e.c.	-	-	-	-	-	-	-
N82221	Finance and accounting activities	-	-	-	-	1,770	-	20
N82226	Medical transcription activities	-	-	-	-	27	-	968
N82293	Publishing outsourcing activities	\$	\$	\$	\$	\$	\$	\$
N82299	Other back office operations activities, n.e.c.	\$	\$	\$	\$	\$	\$	\$
N82300	Organization of conventions and trade shows	-	-	-	-	-	-	-
N82910	Activities of collection agencies and credit bureaus	120,335	-	-	-	-	-	6,635
N82920	Packaging activities	31,100	-	-	-	-	-	1,939
N82990	Other business support service activities, n.e.c.	-	-	-	-	99	-	-
	<b>National Capital Region</b>	<b>231,029</b>	<b>50</b>	<b>-</b>	<b>-</b>	<b>930,351</b>	<b>5,960</b>	<b>919,650</b>
N77100	Renting and leasing of motor vehicles	\$	\$	\$	\$	\$	\$	\$
N77220	Renting of video tapes and disks	-	-	-	-	-	-	-
N77296	Renting of audio-video machines	-	-	-	-	-	-	-
N77299	Renting of personal and household goods, n.e.c.	-	-	-	-	-	-	-
N77305	Renting of construction and civil engineering machinery and equipment	-	-	-	-	22	5,960	235
N77306	Renting of computers and computer peripherals equipment	-	-	-	-	-	-	33,812
N77307	Renting of office machinery and equipment (excluding computers)	-	-	-	-	-	-	-
N77309	Renting and leasing of other machinery, equipment and tangible goods, n.e.c.	-	-	-	-	-	-	-
N78101	Labor recruitment and provision of personnel, local	-	-	-	-	273	-	16,324
N78102	Labor recruitment and provision of personnel, overseas	20,744	-	-	-	284,639	-	149,548
N78109	Other activities of employment placement agencies, n.e.c.	\$	\$	\$	\$	\$	\$	\$
N78202	Temporary labor recruitment and provision of personnel, overseas	\$	\$	\$	\$	\$	\$	\$
N79110	Travel agency activities	51,033	-	-	-	78,507	-	42,618
N79901	Activities of booking offices related to transport	-	-	-	-	2,841	-	9,815
N80100	Private security activities	6,937	50	-	-	21	-	9,005
N80200	Security systems service activities	-	-	-	-	-	-	128

TABLE 4a Number of Establishments and Revenue by Type for Administrative and Support Service Activities Establishments with Total Employment of 20 and Over by Industry Sub-Class: Philippines, 2010 *(Continued)*

(Value in thousand pesos. Details may not add up to total due to rounding and/or statistical disclosure control)

2009 PSIC Code	Region / Industry Description	Revenue						
		Commissions and Fees Earned	Delivery charges separately invoiced to customers	Royalty Income	Franchise Income	Foreign Exchange Gains	Real Estate Sales	Other Income
		(9)	(10)	(11)	(12)	(13)	(14)	(15)
N80300	Investigation activities	\$	\$	\$	\$	\$	\$	\$
N81100	Combined facilities support activities	\$	\$	\$	\$	\$	\$	\$
N81210	General cleaning of buildings	120	-	-	-	-	-	791
N81292	Pest control services, non-agricultural	-	-	-	-	800	-	962
N82191	Photocopying service activities	\$	\$	\$	\$	\$	\$	\$
N82211	Customer relationship management activities	760	-	-	-	513,431	-	635,930
N82212	Sales and marketing (including telemarketing) activities	-	-	-	-	47,921	-	9,819
N82219	Other call centers activities (voice), n.e.c.	-	-	-	-	-	-	-
N82221	Finance and accounting activities	-	-	-	-	1,770	-	20
N82226	Medical transcription activities	-	-	-	-	27	-	968
N82293	Publishing outsourcing activities	\$	\$	\$	\$	\$	\$	\$
N82299	Other back office operations activities, n.e.c.	\$	\$	\$	\$	\$	\$	\$
N82300	Organization of conventions and trade shows	-	-	-	-	-	-	-
N82910	Activities of collection agencies and credit bureaus	120,335	-	-	-	-	-	6,635
N82920	Packaging activities	31,100	-	-	-	-	-	1,916
N82990	Other business support service activities, n.e.c.	-	-	-	-	99	-	-
	<b>Cordillera Administrative Region</b>	-	-	-	-	-	-	<b>71,117</b>
N80100	Private security activities	-	-	-	-	-	-	71,117
N82211	Customer relationship management activities	-	-	-	-	-	-	-
	<b>I-Ilocos Region</b>	-	-	-	<b>83</b>	<b>232</b>	-	<b>191</b>
N80100	Private security activities	-	-	-	83	-	-	-
N81210	General cleaning of buildings	-	-	-	-	-	-	-
N81299	Other building and industrial cleaning activities, n.e.c.	-	-	-	-	232	-	191
N82211	Customer relationship management activities	-	-	-	-	-	-	-
	<b>II - Cagayan Valley</b>	-	-	-	-	-	-	-
N77306	Renting of computers and computer peripherals equipment	-	-	-	-	-	-	-
N78101	Labor recruitment and provision of personnel, local	-	-	-	-	-	-	-
N80100	Private security activities	-	-	-	-	-	-	-

TABLE 4a Number of Establishments and Revenue by Type for Administrative and Support Service Activities Establishments with Total Employment of 20 and Over by Industry Sub-Class: Philippines, 2010 *(Continued)*

(Value in thousand pesos. Details may not add up to total due to rounding and/or statistical disclosure control)

2009 PSIC Code	Region / Industry Description	Revenue						
		Commissions and Fees Earned	Delivery charges separately invoiced to customers	Royalty Income	Franchise Income	Foreign Exchange Gains	Real Estate Sales	Other Income
		(9)	(10)	(11)	(12)	(13)	(14)	(15)
	III - Central Luzon	9,202	-	-	-	49,406	-	17,980
N77305	Renting of construction and civil engineering machinery and equipment	S	S	S	S	S	S	S
N78101	Labor recruitment and provision of personnel, local	}	-	-	-	-	-	52
N78102	Labor recruitment and provision of personnel, overseas		-	-	-	-	-	-
N80100	Private security activities	9,202	-	-	-	-	-	-
N80200	Security systems service activities	S	S	S	S	S	S	S
N81210	General cleaning of buildings	}	-	-	-	-	-	-
N81299	Other building and industrial cleaning activities, n.e.c.		-	-	-	-	-	-
N82211	Customer relationship management activities	-	-	-	-	49,406	-	17,929
	IVA - CALABARZON	-	-	-	-	1,604	-	54,675
N77305	Renting of construction and civil engineering machinery and equipment	S	S	S	S	S	S	S
N77309	Renting and leasing of other machinery, equipment and tangible goods, n.e.c.	S	S	S	S	S	S	S
N78101	Labor recruitment and provision of personnel, local	-	-	-	-	1,349	-	1,491
N78102	Labor recruitment and provision of personnel, overseas	-	-	-	-	-	-	-
N80100	Private security activities	-	-	-	-	-	-	-
N81210	General cleaning of buildings	-	-	-	-	-	-	-
N81292	Pest control services, non-agricultural	-	-	-	-	-	-	-
N82199	Other specialized office support activities	S	S	S	S	S	S	S
N82211	Customer relationship management activities	-	-	-	-	255	-	53,162
N82920	Packaging activities	-	-	-	-	-	-	23
	IVB - MIMAROPA	-	-	-	-	-	-	-
N80100	Private security activities	}	-	-	-	-	-	-
N81210	General cleaning of buildings		-	-	-	-	-	-

TABLE 4a Number of Establishments and Revenue by Type for Administrative and Support Service Activities Establishments with Total Employment of 20 and Over by Industry Sub-Class: Philippines, 2010 *(Continued)*

(Value in thousand pesos. Details may not add up to total due to rounding and/or statistical disclosure control)

2009 PSIC Code	Region / Industry Description	Revenue						
		Commissions and Fees Earned	Delivery charges separately invoiced to customers	Royalty Income	Franchise Income	Foreign Exchange Gains	Real Estate Sales	Other Income
		(9)	(10)	(11)	(12)	(13)	(14)	(15)
	<b>V - Bicol Region</b>	-	-	-	-	<b>4,316</b>	-	<b>3,954</b>
N78101	Labor recruitment and provision of personnel, local	}						
N80100	Private security activities		-	-	-	4,316	-	3,954
N81210	General cleaning of buildings							
N82211	Customer relationship management activities							
	<b>VI - Western Visayas</b>	<b>24</b>	-	-	-	<b>1,889</b>	-	<b>46,756</b>
N77305	Renting of construction and civil engineering machinery and equipment	S	S	S	S	S	S	S
N77309	Renting and leasing of other machinery, equipment and tangible goods, n.e.c.	S	S	S	S	S	S	S
N78101	Labor recruitment and provision of personnel, local	}	-	-	-	-	-	-
N78102	Labor recruitment and provision of personnel, overseas							
N80100	Private security activities	24	-	-	-	-	-	-
N81210	General cleaning of buildings	}	-	-	-	-	-	-
N81292	Pest control services, non-agricultural							
N82211	Customer relationship management activities	-	-	-	-	1,889	-	46,756
N82990	Other business support service activities, n.e.c.	S	S	S	S	S	S	S
	<b>VII - Central Visayas</b>	<b>35</b>	-	-	-	<b>44,461</b>	-	<b>40,961</b>
N77210	Renting and leasing of recreational and sports goods	S	S	S	S	S	S	S
N77305	Renting of construction and civil engineering machinery and equipment	-	-	-	-	-	-	-
N77306	Renting of computers and computer peripherals equipment	}						
N77307	Renting of office machinery and equipment (excluding computers)		-	-	-	421	-	13,828
N77309	Renting and leasing of other machinery, equipment and tangible goods, n.e.c.							
N78101	Labor recruitment and provision of personnel, local	35	-	-	-	-	-	-

TABLE 4a Number of Establishments and Revenue by Type for Administrative and Support Service Activities Establishments with Total Employment of 20 and Over by Industry Sub-Class: Philippines, 2010 *(Continued)*

(Value in thousand pesos. Details may not add up to total due to rounding and/or statistical disclosure control)

2009 PSIC Code	Region / Industry Description	Revenue						
		Commissions and Fees Earned	Delivery charges separately invoiced to customers	Royalty Income	Franchise Income	Foreign Exchange Gains	Real Estate Sales	Other Income
		(9)	(10)	(11)	(12)	(13)	(14)	(15)
N78102	Labor recruitment and provision of personnel, overseas	-	-	-	-	-	-	-
N79110	Travel agency activities	S	S	S	S	S	S	S
N79901	Activities of booking offices related to transport	S	S	S	S	S	S	S
N80100	Private security activities	-	-	-	-	-	-	-
N80200	Security systems service activities	-	-	-	-	-	-	-
N81210	General cleaning of buildings	-	-	-	-	-	-	82
N81292	Pest control services, non-agricultural	S	S	S	S	S	S	S
N82211	Customer relationship management activities	-	-	-	-	44,040	-	26,791
N82226	Medical transcription activities	S	S	S	S	S	S	S
N82910	Activities of collection agencies and credit bureaus	S	S	S	S	S	S	S
N82920	Packaging activities	S	S	S	S	S	S	S
<b>VIII - Eastern Visayas</b>		-	-	-	-	-	-	<b>2,752</b>
N77304	Renting of agricultural machinery and equipment	S	S	S	S	S	S	S
N78101	Labor recruitment and provision of personnel, local	-	-	-	-	-	-	2,018
N80100	Private security activities	-	-	-	-	-	-	734
N81210	General cleaning of buildings	S	S	S	S	S	S	S
N81299	Other building and industrial cleaning activities, n.e.c.	S	S	S	S	S	S	S
<b>IX - Zamboanga Peninsula</b>		-	-	-	-	-	-	<b>30</b>
N80100	Private security activities	-	-	-	-	-	-	30
<b>X - Northern Mindanao</b>		-	-	-	-	-	-	<b>558</b>
N78101	Labor recruitment and provision of personnel, local	S	S	S	S	S	S	S
N80100	Private security activities	-	-	-	-	-	-	-
N81210	General cleaning of buildings	S	S	S	S	S	S	S
N82191	Photocopying service activities	S	S	S	S	S	S	S
N82211	Customer relationship management activities	S	S	S	S	S	S	S

TABLE 4a Number of Establishments and Revenue by Type for Administrative and Support Service Activities Establishments with Total Employment of 20 and Over by Industry Sub-Class: Philippines, 2010 *(Concluded)*

(Value in thousand pesos. Details may not add up to total due to rounding and/or statistical disclosure control)

2009 PSIC Code	Region / Industry Description	Revenue						
		Commissions and Fees Earned	Delivery charges separately invoiced to customers	Royalty Income	Franchise Income	Foreign Exchange Gains	Real Estate Sales	Other Income
		(9)	(10)	(11)	(12)	(13)	(14)	(15)
	<b>XI - Davao Region</b>	<b>1,257</b>	<b>-</b>	<b>-</b>	<b>-</b>	<b>10,211</b>	<b>-</b>	<b>10,293</b>
N77305	Renting of construction and civil engineering machinery and equipment	-	-	-	-	-	-	289
N78101	Labor recruitment and provision of personnel, local	-	-	-	-	-	-	-
N80100	Private security activities	1,257	-	-	-	-	-	648
N81210	General cleaning of buildings	-	-	-	-	-	-	-
N82211	Customer relationship management activities	-	-	-	-	10,211	-	9,356
	<b>XII - SOCCSKSARGEN</b>	<b>9</b>	<b>460</b>	<b>-</b>	<b>-</b>	<b>-</b>	<b>-</b>	<b>2,359</b>
N78101	Labor recruitment and provision of personnel, local	9	460	-	-	-	-	2,359
N80100	Private security activities	-	-	-	-	-	-	-
	<b>XIII - Caraga</b>	<b>-</b>	<b>-</b>	<b>-</b>	<b>-</b>	<b>-</b>	<b>-</b>	<b>-</b>
N80100	Private security activities	-	-	-	-	-	-	-
N82211	Customer relationship management activities	-	-	-	-	-	-	-

TABLE 4.1a Number of Establishments and Revenue from Main Activity by Type of Transaction for Administrative and Support Service Activities Establishments with Total Employment of 20 and Over by Industry Sub-Class: Philippines, 2010

(Value in thousand pesos. Details may not add up to total due to rounding and/or statistical disclosure control)

2009 PSIC Code	Region / Industry Description	Number of Establishments	Revenue from Main Activity		
			Total	Transactions Within the Country	Transactions Outside the Country
		(1)	(2)	(3)	(4)
	<b>PHILIPPINES</b>	<b>1,410</b>	<b>174,327,635</b>	<b>80,856,911</b>	<b>93,470,724</b>
N77100	Renting and leasing of motor vehicles	s	s	s	s
N77210	Renting and leasing of recreational and sports goods	}	6	-	-
N77220	Renting of video tapes and disks				
N77296	Renting of audio-video machines				
N77299	Renting of personal and household goods, n.e.c.				
N77304	Renting of agricultural machinery and equipment	}	21	-	-
N77305	Renting of construction and civil engineering machinery and equipment				
N77306	Renting of computers and computer peripherals equipment	3	-	-	-
N77307	Renting of office machinery and equipment (excluding computers)	4	-	-	-
N77309	Renting and leasing of other machinery, equipment and tangible goods, n.e.c.	10	-	-	-
N78101	Labor recruitment and provision of personnel, local	195	11,106,993	10,827,915	279,077
N78102	Labor recruitment and provision of personnel, overseas	}	167	11,986,313	7,640,247
N78109	Other activities of employment placement agencies, n.e.c.				
N78202	Temporary labor recruitment and provision of personnel, overseas	s	s	s	s
N79110	Travel agency activities	55	1,786,775	1,558,508	228,268
N79901	Activities of booking offices related to transport	11	436,294	436,294	-
N80100	Private security activities	492	13,630,969	13,630,969	-
N80200	Security systems service activities	10	506,387	506,387	-
N80300	Investigation activities	s	s	s	s
N81100	Combined facilities support activities	s	s	s	s
N81210	General cleaning of buildings	80	3,835,116	3,835,116	-
N81292	Pest control services, non-agricultural	11	353,382	353,382	-
N81299	Other building and industrial cleaning activities, n.e.c.	3	115,181	115,181	-
N82191	Photocopying service activities	}	3	35,013	-
N82199	Other specialized office support activities				
N82211	Customer relationship management activities	253	113,200,676	31,295,471	81,905,205
N82212	Sales and marketing (including telemarketing) activities	3	1,459,361	95,613	1,363,748
N82219	Other call centers activities (voice), n.e.c.	1	3,665,960	301,312	3,364,648
N82221	Finance and accounting activities	3	5,350,917	3,729,224	1,621,693
N82226	Medical transcription activities	29	1,475,085	1,166,578	308,507
N82293	Publishing outsourcing activities	s	s	s	s
N82299	Other back office operations activities, n.e.c.	s	s	s	s
N82300	Organization of conventions and trade shows	5	228,265	228,265	-
N82910	Activities of collection agencies and credit bureaus	15	265,413	265,413	-



TABLE 4.1a Number of Establishments and Revenue from Main Activity by Type of Transaction for Administrative and Support Service Activities Establishments with Total Employment of 20 and Over by Industry Sub-Class: Philippines, 2010 *(Continued)*

(Value in thousand pesos. Details may not add up to total due to rounding and/or statistical disclosure control)

2009 PSIC Code	Region / Industry Description	Number of Establishments	Revenue from Main Activity		
			Total	Transactions Within the Country	Transactions Outside the Country
		(1)	(2)	(3)	(4)
N82920	Packaging activities	18	3,360,317	3,360,317	-
N82990	Other business support service activities, n.e.c.	5	459,481	405,968	53,513
	<b>National Capital Region</b>	<b>983</b>	<b>136,447,485</b>	<b>55,762,604</b>	<b>80,684,882</b>
N77100	Renting and leasing of motor vehicles	s	s	s	s
N77220	Renting of video tapes and disks	5	-	-	-
N77296	Renting of audio-video machines				
N77299	Renting of personal and household goods, n.e.c.				
N77305	Renting of construction and civil engineering machinery and equipment	12	-	-	-
N77306	Renting of computers and computer peripherals equipment	4	-	-	-
N77307	Renting of office machinery and equipment (excluding computers)				
N77309	Renting and leasing of other machinery, equipment and tangible goods, n.e.c.	7	-	-	-
N78101	Labor recruitment and provision of personnel, local	115	7,597,150	7,318,073	279,077
N78102	Labor recruitment and provision of personnel, overseas	156	8,853,689	4,719,653	4,134,036
N78109	Other activities of employment placement agencies, n.e.c.	s	s	s	s
N78202	Temporary labor recruitment and provision of personnel, overseas	s	s	s	s
N79110	Travel agency activities	54	1,777,137	1,548,869	228,268
N79901	Activities of booking offices related to transport	10	411,296	411,296	-
N80100	Private security activities	285	10,049,660	10,049,660	-
N80200	Security systems service activities	6	443,584	443,584	-
N80300	Investigation activities	s	s	s	s
N81100	Combined facilities support activities	s	s	s	s
N81210	General cleaning of buildings	52	3,114,895	3,114,895	-
N81292	Pest control services, non-agricultural	6	306,002	306,002	-
N82191	Photocopying service activities	s	s	s	s
N82211	Customer relationship management activities	190	88,303,262	19,100,116	69,203,145
N82212	Sales and marketing (including telemarketing) activities	4	5,125,321	396,925	4,728,396
N82219	Other call centers activities (voice), n.e.c.				
N82221	Finance and accounting activities	3	5,350,917	3,729,224	1,621,693
N82226	Medical transcription activities	28	1,391,302	1,166,578	224,724
N82293	Publishing outsourcing activities	s	s	s	s
N82299	Other back office operations activities, n.e.c.	s	s	s	s
N82300	Organization of conventions and trade shows	5	228,265	228,265	-
N82910	Activities of collection agencies and credit bureaus	14	256,987	256,987	-
N82920	Packaging activities	14	1,498,863	1,498,863	-
N82990	Other business support service activities, n.e.c.	4	453,773	400,260	53,513

TABLE 4.1a Number of Establishments and Revenue from Main Activity by Type of Transaction for Administrative and Support Service Activities Establishments with Total Employment of 20 and Over by Industry Sub-Class: Philippines, 2010 *(Continued)*

(Value in thousand pesos. Details may not add up to total due to rounding and/or statistical disclosure control)

2009 PSIC Code	Region / Industry Description	Number of Establishments	Revenue from Main Activity		
			Total	Transactions Within the Country	Transactions Outside the Country
		(1)	(2)	(3)	(4)
	<b>Cordillera Administrative Region</b>	<b>5</b>	<b>1,981,926</b>	<b>1,599,315</b>	<b>382,611</b>
N80100	Private security activities	}	5	1,981,926	1,599,315
N82211	Customer relationship management activities				
	<b>I-Ilocos Region</b>	<b>8</b>	<b>149,899</b>	<b>129,879</b>	<b>20,020</b>
N80100	Private security activities	}	5	27,990	-
N81210	General cleaning of buildings		3	121,909	101,890
N81299	Other building and industrial cleaning activities, n.e.c.				
N82211	Customer relationship management activities				
	<b>II - Cagayan Valley</b>	<b>6</b>	<b>49,551</b>	<b>49,551</b>	<b>-</b>
N77306	Renting of computers and computer peripherals equipment	}	6	49,550	-
N78101	Labor recruitment and provision of personnel, local				
N80100	Private security activities				
	<b>III - Central Luzon</b>	<b>46</b>	<b>6,141,119</b>	<b>5,280,787</b>	<b>860,332</b>
N77305	Renting of construction and civil engineering machinery and equipment	}	s	s	s
N78101	Labor recruitment and provision of personnel, local		8	684,840	-
N78102	Labor recruitment and provision of personnel, overseas				
N80100	Private security activities		17	472,934	-
N80200	Security systems service activities	}	s	s	s
N81210	General cleaning of buildings		6	196,151	-
N81299	Other building and industrial cleaning activities, n.e.c.				
N82211	Customer relationship management activities		13	4,776,274	860,332
	<b>IVA - CALABARZON</b>	<b>88</b>	<b>8,170,429</b>	<b>7,497,776</b>	<b>672,653</b>
N77305	Renting of construction and civil engineering machinery and equipment	}	s	s	s
N77309	Renting and leasing of other machinery, equipment and tangible goods, n.e.c.		s	s	s
N78101	Labor recruitment and provision of personnel, local	}	22	1,355,205	-
N78102	Labor recruitment and provision of personnel, overseas		5	1,514,621	-
N80100	Private security activities	}	41	891,685	-
N81210	General cleaning of buildings		3	68,564	-
N81292	Pest control services, non-agricultural		3	25,983	-

TABLE 4.1a Number of Establishments and Revenue from Main Activity by Type of Transaction for Administrative and Support Service Activities Establishments with Total Employment of 20 and Over by Industry Sub-Class: Philippines, 2010 *(Continued)*

(Value in thousand pesos. Details may not add up to total due to rounding and/or statistical disclosure control)

2009 PSIC Code	Region / Industry Description	Number of Establishments	Revenue from Main Activity		
			Total	Transactions Within the Country	Transactions Outside the Country
		(1)	(2)	(3)	(4)
N82199	Other specialized office support activities	s	s	s	s
N82211	Customer relationship management activities	7	2,511,296	1,838,643	672,653
N82920	Packaging activities	3	1,776,075	1,776,075	-
	<b>IVB - MIMAROPA</b>	<b>3</b>	<b>33,173</b>	<b>33,173</b>	<b>-</b>
N80100	Private security activities	3	33,174	33,174	-
N81210	General cleaning of buildings				
	<b>V - Bicol Region</b>	<b>6</b>	<b>612,890</b>	<b>612,890</b>	<b>-</b>
N78101	Labor recruitment and provision of personnel, local	6	612,890	612,890	-
N80100	Private security activities				
N81210	General cleaning of buildings				
N82211	Customer relationship management activities				
	<b>VI - Western Visayas</b>	<b>62</b>	<b>4,429,157</b>	<b>1,843,858</b>	<b>2,585,299</b>
N77305	Renting of construction and civil engineering machinery and equipment	s	s	s	s
N77309	Renting and leasing of other machinery, equipment and tangible goods, n.e.c.	s	s	s	s
N78101	Labor recruitment and provision of personnel, local	9	1,184,878	1,184,878	-
N78102	Labor recruitment and provision of personnel, overseas				
N80100	Private security activities	37	494,938	494,938	-
N81210	General cleaning of buildings	4	20,788	20,788	-
N81292	Pest control services, non-agricultural				
N82211	Customer relationship management activities	9	2,722,846	137,547	2,585,299
N82990	Other business support service activities, n.e.c.	s	s	s	s
	<b>VII - Central Visayas</b>	<b>87</b>	<b>10,492,577</b>	<b>2,578,231</b>	<b>7,914,346</b>
N77210	Renting and leasing of recreational and sports goods	s	s	s	s
N77305	Renting of construction and civil engineering machinery and equipment	3	-	-	-
N77306	Renting of computers and computer peripherals equipment	3	-	-	-
N77307	Renting of office machinery and equipment (excluding computers)				
N77309	Renting and leasing of other machinery, equipment and tangible goods, n.e.c.				
N78101	Labor recruitment and provision of personnel, local	12	476,573	476,573	-

TABLE 4.1a Number of Establishments and Revenue from Main Activity by Type of Transaction for Administrative and Support Service Activities Establishments with Total Employment of 20 and Over by Industry Sub-Class: Philippines, 2010 *(Continued)*

(Value in thousand pesos. Details may not add up to total due to rounding and/or statistical disclosure control)

2009 PSIC Code	Region / Industry Description	Number of Establishments	Revenue from Main Activity		
			Total	Transactions Within the Country	Transactions Outside the Country
		(1)	(2)	(3)	(4)
N78102	Labor recruitment and provision of personnel, overseas	2	192,527	192,527	-
N79110	Travel agency activities	s	s	s	s
N79901	Activities of booking offices related to transport	s	s	s	s
N80100	Private security activities	26	626,010	626,010	-
N80200	Security systems service activities	3	51,882	51,882	-
N81210	General cleaning of buildings	8	335,891	335,891	-
N81292	Pest control services, non-agricultural	s	s	s	s
N82211	Customer relationship management activities	23	8,583,152	752,589	7,830,563
N82226	Medical transcription activities	s	s	s	s
N82910	Activities of collection agencies and credit bureaus	s	s	s	s
N82920	Packaging activities	s	s	s	s
<b>VIII - Eastern Visayas</b>		<b>13</b>	<b>223,832</b>	<b>223,832</b>	<b>-</b>
N77304	Renting of agricultural machinery and equipment	s	s	s	s
N78101	Labor recruitment and provision of personnel, local	5	142,198	142,198	-
N80100	Private security activities	5	63,925	63,925	-
N81210	General cleaning of buildings	s	s	s	s
N81299	Other building and industrial cleaning activities, n.e.c.	s	s	s	s
<b>IX - Zamboanga Peninsula</b>		<b>14</b>	<b>115,788</b>	<b>115,788</b>	<b>-</b>
N80100	Private security activities	14	115,788	115,788	-
<b>X - Northern Mindanao</b>		<b>16</b>	<b>2,146,851</b>	<b>2,146,851</b>	<b>-</b>
N78101	Labor recruitment and provision of personnel, local	s	s	s	s
N80100	Private security activities	10	152,348	152,348	-
N81210	General cleaning of buildings	s	s	s	s
N82191	Photocopying service activities	s	s	s	s
N82211	Customer relationship management activities	s	s	s	s
<b>XI - Davao Region</b>		<b>47</b>	<b>2,535,593</b>	<b>2,185,012</b>	<b>350,582</b>
N77305	Renting of construction and civil engineering machinery and equipment	}	12	179,425	179,425
N78101	Labor recruitment and provision of personnel, local				-
N80100	Private security activities		29	452,587	452,587
N81210	General cleaning of buildings		3	51,429	51,429
N82211	Customer relationship management activities		3	1,852,152	1,501,570
					350,582

TABLE 4.1a Number of Establishments and Revenue from Main Activity by Type of Transaction for Administrative and Support Service Activities Establishments with Total Employment of 20 and Over by Industry Sub-Class: Philippines, 2010 *(Concluded)*

(Value in thousand pesos. Details may not add up to total due to rounding and/or statistical disclosure control)

2009 PSIC Code	Region / Industry Description	Number of Establishments	Revenue from Main Activity		
			Total	Transactions Within the Country	Transactions Outside the Country
		(1)	(2)	(3)	(4)
	<b>XII - SOCCSKSARGEN</b>	<b>19</b>	<b>727,585</b>	<b>727,585</b>	<b>-</b>
N78101	Labor recruitment and provision of personnel, local	13	648,382	648,382	-
N80100	Private security activities	6	79,203	79,203	-
	<b>XIII - Caraga</b>	<b>7</b>	<b>69,779</b>	<b>69,779</b>	<b>-</b>
N80100	Private security activities	7	69,779	69,779	-
N82211	Customer relationship management activities				

TABLE 4.2a Number of Establishments and Value of Non-Industrial Services Done for Others by Type for Administrative and Support Service Activities Establishments with Total Employment of 20 and Over by Industry Sub-Class: Philippines, 2010

(Value in thousand pesos. Details may not add up to total due to rounding and/or statistical disclosure control)

2009 PSIC Code	Region / Industry Description	Number of Establishments	Non-Industrial Services Done for Others				
			Total	Rent Income fromLand	Rental Income from Building and Structures	Other Rental Income	Other Non-Industrial Services
		(1)	(2)	(3)	(4)	(5)	(6)
PHILIPPINES		1,410	8,435,824	1,833	81,717	8,196,105	156,170
N77100	Renting and leasing of motor vehicles	S	S	S	S	S	S
N77210	Renting and leasing of recreational and sports goods	6	256,463	-	-	256,463	-
N77220	Renting of video tapes and disks						
N77296	Renting of audio-video machines						
N77299	Renting of personal and household goods, n.e.c.						
N77304	Renting of agricultural machinery and equipment	21	2,141,796	-	5,602	2,136,194	-
N77305	Renting of construction and civil engineering machinery and equipment						
N77306	Renting of computers and computer peripherals equipment						
N77307	Renting of office machinery and equipment (excluding computers)	4	956,880	-	-	956,880	-
N77309	Renting and leasing of other machinery, equipment and tangible goods, n.e.c.	10	883,287	-	18,903	864,384	-
N78101	Labor recruitment and provision of personnel, local	195	46,187	-	6,469	14,619	25,098
N78102	Labor recruitment and provision of personnel, overseas	167	44,390	1,152	41,960	-	1,278
N78109	Other activities of employment placement agencies, n.e.c.						
N78202	Temporary labor recruitment and provision of personnel, overseas	S	S	S	S	S	S
N79110	Travel agency activities	55	3,984	-	3,984	-	-
N79901	Activities of booking offices related to transport	11	10,155	-	-	-	10,155
N80100	Private security activities	492	25,651	-	2,864	18,292	4,495
N80200	Security systems service activities	10	-	-	-	-	-
N80300	Investigation activities	S	S	S	S	S	S
N81100	Combined facilities support activities	S	S	S	S	S	S
N81210	General cleaning of buildings	80	197	-	-	-	197
N81292	Pest control services, non-agricultural	11	-	-	-	-	-
N81299	Other building and industrial cleaning activities, n.e.c.	3	681	681	-	-	-
N82191	Photocopying service activities	3	-	-	-	-	-
N82199	Other specialized office support activities						
N82211	Customer relationship management activities	253	541,129	-	112	443,416	97,600
N82212	Sales and marketing (including telemarketing) activities	4	7,742	-	-	-	7,742
N82219	Other call centers activities (voice), n.e.c.						
N82221	Finance and accounting activities	3	-	-	-	-	-
N82226	Medical transcription activities	29	1,110	-	-	1,110	-
N82293	Publishing outsourcing activities	S	S	S	S	S	S
N82299	Other back office operations activities, n.e.c	S	S	S	S	S	

TABLE 4.2a Number of Establishments and Value of Non-Industrial Services Done for Others by Type for Administrative and Support Service Activities Establishments with Total Employment of 20 and Over by Industry Sub-Class: Philippines, 2010 *(Continued)*

(Value in thousand pesos. Details may not add up to total due to rounding and/or statistical disclosure control)

2009 PSIC Code	Region / Industry Description	Number of Establishments	Non-Industrial Services Done for Others				
			Total	Rent Income from Land	Rental Income from Building and Structures	Other Rental Income	Other Non-Industrial Services
		(1)	(2)	(3)	(4)	(5)	(6)
N82300	Organization of conventions and trade shows	5	-	-	-	-	-
N82910	Activities of collection agencies and credit bureaus	15	2,323	-	1,823	-	500
N82920	Packaging activities	18	1,955	-	-	1,955	-
N82990	Other business support service activities, n.e.c.	5	-	-	-	-	-
	<b>National Capital Region</b>	<b>983</b>	<b>7,280,133</b>	<b>1,152</b>	<b>73,426</b>	<b>7,089,000</b>	<b>116,554</b>
N77100	Renting and leasing of motor vehicles	s	s	s	s	s	s
N77220	Renting of video tapes and disks	5	251,063	-	-	251,063	-
N77296	Renting of audio-video machines						
N77299	Renting of personal and household goods, n.e.c.						
N77305	Renting of construction and civil engineering machinery and equipment	12	1,645,050	-	-	1,645,050	-
N77306	Renting of computers and computer peripherals equipment	4	2,753,612	-	-	2,753,612	-
N77307	Renting of office machinery and equipment (excluding computers)						
N77309	Renting and leasing of other machinery, equipment and tangible goods, n.e.c.	7	854,278	-	18,903	835,376	-
N78101	Labor recruitment and provision of personnel, local	115	31,135	-	6,469	12,312	12,354
N78102	Labor recruitment and provision of personnel, overseas	156	44,390	1,152	41,960	-	1,278
N78109	Other activities of employment placement agencies, n.e.c.	s	s	s	s	s	s
N78202	Temporary labor recruitment and provision of personnel, overseas	s	s	s	s	s	s
N79110	Travel agency activities	54	3,984	-	3,984	-	-
N79901	Activities of booking offices related to transport	10	10,155	-	-	-	10,155
N80100	Private security activities	285	21,630	-	175	17,936	3,519
N80200	Security systems service activities	6	-	-	-	-	-
N80300	Investigation activities	s	s	s	s	s	s
N81100	Combined facilities support activities	s	s	s	s	s	s
N81210	General cleaning of buildings	52	197	-	-	-	197
N81292	Pest control services, non-agricultural	6	-	-	-	-	-
N82191	Photocopying service activities	s	s	s	s	s	s
N82211	Customer relationship management activities	190	513,584	-	112	441,766	71,706
N82212	Sales and marketing (including telemarketing) activities	4	7,742	-	-	-	7,742
N82219	Other call centers activities (voice), n.e.c.						
N82221	Finance and accounting activities	3	-	-	-	-	-
N82226	Medical transcription activities	28	1,110	-	-	1,110	-
N82293	Publishing outsourcing activities	s	s	s	s	s	s

TABLE 4.2a Number of Establishments and Value of Non-Industrial Services Done for Others by Type for Administrative and Support Service Activities Establishments with Total Employment of 20 and Over by Industry Sub-Class: Philippines, 2010 *(Continued)*

(Value in thousand pesos. Details may not add up to total due to rounding and/or statistical disclosure control)

2009 PSIC Code	Region / Industry Description	Number of Establishments	Non-Industrial Services Done for Others				
			Total	Rent Income from Land	Rental Income from Building and Structures	Other Rental Income	Other Non-Industrial Services
		(1)	(2)	(3)	(4)	(5)	(6)
N82299	Other back office operations activities, n.e.c.	5	5	5	5	5	5
N82300	Organization of conventions and trade shows	5	-	-	-	-	-
N82910	Activities of collection agencies and credit bureaus	14	2,323	-	1,823	-	500
N82920	Packaging activities	14	1,955	-	-	1,955	-
N82990	Other business support service activities, n.e.c.	4	-	-	-	-	-
	<b>Cordillera Administrative Region</b>	<b>5</b>	<b>-</b>	<b>-</b>	<b>-</b>	<b>-</b>	<b>-</b>
N80100	Private security activities	5	-	-	-	-	-
N82211	Customer relationship management activities						
	<b>I-Ilocos Region</b>	<b>8</b>	<b>681</b>	<b>681</b>	<b>-</b>	<b>-</b>	<b>-</b>
N80100	Private security activities	5	-	-	-	-	-
N81210	General cleaning of buildings	3	681	681	-	-	-
N81299	Other building and industrial cleaning activities, n.e.c.						
N82211	Customer relationship management activities						
	<b>II - Cagayan Valley</b>	<b>6</b>	<b>7,000</b>	<b>-</b>	<b>-</b>	<b>7,000</b>	<b>-</b>
N77306	Renting of computers and computer peripherals equipment	6	7,000	-	-	7,000	-
N78101	Labor recruitment and provision of personnel, local						
N80100	Private security activities						
	<b>III - Central Luzon</b>	<b>46</b>	<b>19,841</b>	<b>-</b>	<b>-</b>	<b>8,674</b>	<b>11,167</b>
N77305	Renting of construction and civil engineering machinery and equipment	5	5	5	5	5	5
N78101	Labor recruitment and provision of personnel, local	8	8,160	-	-	-	8,160
N78102	Labor recruitment and provision of personnel, overseas						
N80100	Private security activities	17	1,332	-	-	356	976
N80200	Security systems service activities	5	5	5	5	5	5
N81210	General cleaning of buildings	6	-	-	-	-	-
N81299	Other building and industrial cleaning activities, n.e.c.						
N82211	Customer relationship management activities						



TABLE 4.2a Number of Establishments and Value of Non-Industrial Services Done for Others by Type for Administrative and Support Service Activities Establishments with Total Employment of 20 and Over by Industry Sub-Class: Philippines, 2010 *(Continued)*

(Value in thousand pesos. Details may not add up to total due to rounding and/or statistical disclosure control)

2009 PSIC Code	Region / Industry Description	Number of Establishments	Non-Industrial Services Done for Others				
			Total	Rent Income from Land	Rental Income from Building and Structures	Other Rental Income	Other Non-Industrial Services
		(1)	(2)	(3)	(4)	(5)	(6)
	<b>IVA - CALABARZON</b>	<b>88</b>	<b>58,763</b>	<b>-</b>	<b>1,765</b>	<b>56,979</b>	<b>19</b>
N77305	Renting of construction and civil engineering machinery and equipment	S	S	S	S	S	S
N77309	Renting and leasing of other machinery, equipment and tangible goods, n.e.c.	S	S	S	S	S	S
N78101	Labor recruitment and provision of personnel, local	22	375	-	-	356	19
N78102	Labor recruitment and provision of personnel, overseas	5	-	-	-	-	-
N80100	Private security activities	41	1,765	-	1,765	-	-
N81210	General cleaning of buildings	3	-	-	-	-	-
N81292	Pest control services, non-agricultural	3	-	-	-	-	-
N82199	Other specialized office support activities	S	S	S	S	S	S
N82211	Customer relationship management activities	7	-	-	-	-	-
N82920	Packaging activities	3	-	-	-	-	-
	<b>IVB - MIMAROPA</b>	<b>3</b>	<b>-</b>	<b>-</b>	<b>-</b>	<b>-</b>	<b>-</b>
N80100	Private security activities	3	-	-	-	-	-
N81210	General cleaning of buildings						
	<b>V - Bicol Region</b>	<b>6</b>	<b>-</b>	<b>-</b>	<b>-</b>	<b>-</b>	<b>-</b>
N78101	Labor recruitment and provision of personnel, local	6	-	-	-	-	-
N80100	Private security activities						
N81210	General cleaning of buildings						
N82211	Customer relationship management activities						
	<b>VI - Western Visayas</b>	<b>62</b>	<b>238,617</b>	<b>-</b>	<b>6,286</b>	<b>232,331</b>	<b>-</b>
N77305	Renting of construction and civil engineering machinery and equipment	S	S	S	S	S	S
N77309	Renting and leasing of other machinery, equipment and tangible goods, n.e.c.	S	S	S	S	S	S
N78101	Labor recruitment and provision of personnel, local	9	-	-	-	-	-
N78102	Labor recruitment and provision of personnel, overseas						
N80100	Private security activities	37	684	-	684	-	-
N81210	General cleaning of buildings	4	-	-	-	-	-
N81292	Pest control services, non-agricultural						

TABLE 4.2a Number of Establishments and Value of Non-Industrial Services Done for Others by Type for Administrative and Support Service Activities Establishments with Total Employment of 20 and Over by Industry Sub-Class: Philippines, 2010 *(Continued)*

(Value in thousand pesos. Details may not add up to total due to rounding and/or statistical disclosure control)

2009 PSIC Code	Region / Industry Description	Number of Establishments	Non-Industrial Services Done for Others				
			Total	Rent Income from Land	Rental Income from Building and Structures	Other Rental Income	Other Non-Industrial Services
		(1)	(2)	(3)	(4)	(5)	(6)
N82211	Customer relationship management activities	9	-	-	-	-	-
N82990	Other business support service activities, n.e.c.	S	S	S	S	S	S
<b>VII - Central Visayas</b>		<b>87</b>	<b>746,813</b>	<b>-</b>	<b>240</b>	<b>722,709</b>	<b>23,864</b>
N77210	Renting and leasing of recreational and sports goods	S	S	S	S	S	S
N77305	Renting of construction and civil engineering machinery and equipment	3	129,670	-	-	129,670	-
N77306	Renting of computers and computer peripherals equipment	3	587,639	-	-	587,639	-
N77307	Renting of office machinery and equipment (excluding computers)						
N77309	Renting and leasing of other machinery, equipment and tangible goods, n.e.c.						
N78101	Labor recruitment and provision of personnel, local	12	-	-	-	-	-
N78102	Labor recruitment and provision of personnel, overseas	2	-	-	-	-	-
N79110	Travel agency activities	S	S	S	S	S	S
N79901	Activities of booking offices related to transport	S	S	S	S	S	S
N80100	Private security activities	26	240	-	240	-	-
N80200	Security systems service activities	3	-	-	-	-	-
N81210	General cleaning of buildings	8	-	-	-	-	-
N81292	Pest control services, non-agricultural	S	S	S	S	S	S
N82211	Customer relationship management activities	23	23,864	-	-	-	23,864
N82226	Medical transcription activities	S	S	S	S	S	S
N82910	Activities of collection agencies and credit bureaus	S	S	S	S	S	S
N82920	Packaging activities	S	S	S	S	S	S
<b>VIII - Eastern Visayas</b>		<b>13</b>	<b>57,513</b>	<b>-</b>	<b>-</b>	<b>57,513</b>	<b>-</b>
N77304	Renting of agricultural machinery and equipment	S	S	S	S	S	S
N78101	Labor recruitment and provision of personnel, local	5	-	-	-	-	-
N80100	Private security activities	5	-	-	-	-	-
N81210	General cleaning of buildings	S	S	S	S	S	S
N81299	Other building and industrial cleaning activities, n.e.c.	S	S	S	S	S	S
<b>IX - Zamboanga Peninsula</b>		<b>14</b>	<b>-</b>	<b>-</b>	<b>-</b>	<b>-</b>	<b>-</b>
N80100	Private security activities	14	-	-	-	-	-

TABLE 4.2a Number of Establishments and Value of Non-Industrial Services Done for Others by Type for Administrative and Support Service Activities Establishments with Total Employment of 20 and Over by Industry Sub-Class: Philippines, 2010 *(Concluded)*

(Value in thousand pesos. Details may not add up to total due to rounding and/or statistical disclosure control)

2009 PSIC Code	Region / Industry Description	Number of Establishments	Non-Industrial Services Done for Others				
			Total	Rent Income from Land	Rental Income from Building and Structures	Other Rental Income	Other Non-Industrial Services
		(1)	(2)	(3)	(4)	(5)	(6)
	<b>X - Northern Mindanao</b>	<b>16</b>	<b>1,650</b>	-	-	<b>1,650</b>	-
N78101	Labor recruitment and provision of personnel, local	5	5	5	5	5	5
N80100	Private security activities	10	-	-	-	-	-
N81210	General cleaning of buildings	5	5	5	5	5	5
N82191	Photocopying service activities	5	5	5	5	5	5
N82211	Customer relationship management activities	5	5	5	5	5	5
	<b>XI - Davao Region</b>	<b>47</b>	<b>18,653</b>	-	-	<b>18,653</b>	-
N77305	Renting of construction and civil engineering machinery and equipment	12	18,652	-	-	18,652	-
N78101	Labor recruitment and provision of personnel, local						
N80100	Private security activities	29	-	-	-	-	-
N81210	General cleaning of buildings	3	-	-	-	-	-
N82211	Customer relationship management activities	3	-	-	-	-	-
	<b>XII - SOCCSKSARGEN</b>	<b>19</b>	<b>6,160</b>	-	-	<b>1,595</b>	<b>4,565</b>
N78101	Labor recruitment and provision of personnel, local	13	6,160	-	-	1,595	4,565
N80100	Private security activities	6	-	-	-	-	-
	<b>XIII - Caraga</b>	<b>7</b>	-	-	-	-	-
N80100	Private security activities						
N82211	Customer relationship management activities	7	-	-	-	-	-

TABLE 5a Number of Establishments and Cost by Type for Administrative and Support Service Activities Establishments with Total Employment of 20 and Over  
by Industry Sub-Class: Philippines, 2010

(Value in thousand pesos. Details may not add up to total due to rounding and/or statistical disclosure control)

2009 PSIC Code	Region / Industry Description	Number of Establishments	Cost			
			Total	Materials and Supplies Purchased	Fuels, Lubricants, Oils and Greases Purchased	Electricity and Water Purchased
		(1)	(2)	(3)	(4)	(5)
	<b>PHILIPPINES</b>	<b>1,410</b>	<b>64,379,040</b>	<b>7,257,323</b>	<b>1,029,982</b>	<b>4,250,121</b>
N77100	Renting and leasing of motor vehicles	s	s	s	s	s
N77210	Renting and leasing of recreational and sports goods	6	146,148	38,204	2,564	2,044
N77220	Renting of video tapes and disks					
N77296	Renting of audio-video machines					
N77299	Renting of personal and household goods, n.e.c.					
N77304	Renting of agricultural machinery and equipment	21	1,606,711	824,550	262,937	17,741
N77305	Renting of construction and civil engineering machinery and equipment					
N77306	Renting of computers and computer peripherals equipment	3	813,504	41,456	5,378	9,001
N77307	Renting of office machinery and equipment (excluding computers)	4	855,894	13,266	3,987	7,091
N77309	Renting and leasing of other machinery, equipment and tangible goods, n.e.c.	10	519,780	191,589	12,125	5,613
N78101	Labor recruitment and provision of personnel, local	195	1,975,926	269,625	58,174	122,377
N78102	Labor recruitment and provision of personnel, overseas	167	7,262,264	583,132	131,173	295,293
N78109	Other activities of employment placement agencies, n.e.c.					
N78202	Temporary labor recruitment and provision of personnel, overseas	s	s	s	s	s
N79110	Travel agency activities	55	928,536	48,233	23,040	37,374
N79901	Activities of booking offices related to transport	11	165,761	3,801	12,929	14,392
N80100	Private security activities	492	1,829,383	306,460	189,350	97,816
N80200	Security systems service activities	10	50,233	8,312	8,576	4,597
N80300	Investigation activities	s	s	s	s	s
N81100	Combined facilities support activities	s	s	s	s	s
N81210	General cleaning of buildings	80	510,108	229,387	25,059	17,739
N81292	Pest control services, non-agricultural	11	225,161	106,124	11,718	8,598
N81299	Other building and industrial cleaning activities, n.e.c.	3	29,799	10,215	8,653	1,316
N82191	Photocopying service activities	3	18,630	4,676	720	892
N82199	Other specialized office support activities					
N82211	Customer relationship management activities	253	35,714,850	2,223,575	214,925	3,296,889
N82212	Sales and marketing (including telemarketing) activities	4	2,502,050	35,942	6,142	72,358
N82219	Other call centers activities (voice), n.e.c.					
N82221	Finance and accounting activities	3	3,799,086	1,495,742	-	85,417
N82226	Medical transcription activities	29	908,752	24,839	3,353	41,685
N82293	Publishing outsourcing activities	s	s	s	s	s
N82299	Other back office operations activities, n.e.c.	s	s	s	s	s

TABLE 5a Number of Establishments and Cost by Type for Administrative and Support Service Activities Establishments with Total Employment of 20 and Over by Industry Sub-Class: Philippines, 2010 *(Continued)*

(Value in thousand pesos. Details may not add up to total due to rounding and/or statistical disclosure control)

2009 PSIC Code	Region / Industry Description	Number of Establishments	Cost			
			Total	Materials and Supplies Purchased	Fuels, Lubricants, Oils and Greases Purchased	Electricity and Water Purchased
		(1)	(2)	(3)	(4)	(5)
N82300	Organization of conventions and trade shows	5	164,168	14,899	1,898	6,481
N82910	Activities of collection agencies and credit bureaus	15	193,654	9,307	8,258	9,005
N82920	Packaging activities	18	2,712,787	683,415	30,507	78,966
N82990	Other business support service activities, n.e.c.	5	201,886	17,957	7,678	5,281
	<b>National Capital Region</b>	<b>983</b>	<b>50,523,106</b>	<b>5,319,925</b>	<b>818,761</b>	<b>3,446,953</b>
N77100	Renting and leasing of motor vehicles	s	s	s	s	s
N77220	Renting of video tapes and disks	5	144,932	37,904	2,204	1,924
N77296	Renting of audio-video machines					
N77299	Renting of personal and household goods, n.e.c.					
N77305	Renting of construction and civil engineering machinery and equipment	12	1,236,588	558,852	229,515	15,451
N77306	Renting of computers and computer peripherals equipment	4	1,290,789	37,137	8,539	11,888
N77307	Renting of office machinery and equipment (excluding computers)					
N77309	Renting and leasing of other machinery, equipment and tangible goods, n.e.c.	7	508,862	188,664	10,211	5,344
N78101	Labor recruitment and provision of personnel, local	115	1,532,896	103,606	18,354	97,371
N78102	Labor recruitment and provision of personnel, overseas	156	4,630,860	518,659	127,978	292,414
N78109	Other activities of employment placement agencies, n.e.c.	s	s	s	s	s
N78202	Temporary labor recruitment and provision of personnel, overseas	s	s	s	s	s
N79110	Travel agency activities	54	924,727	47,860	22,904	37,081
N79901	Activities of booking offices related to transport	10	156,693	3,494	12,883	13,069
N80100	Private security activities	285	1,355,025	211,491	120,190	73,742
N80200	Security systems service activities	6	35,225	2,124	6,858	4,086
N80300	Investigation activities	s	s	s	s	s
N81100	Combined facilities support activities	s	s	s	s	s
N81210	General cleaning of buildings	52	446,904	206,473	19,207	14,338
N81292	Pest control services, non-agricultural	6	199,631	98,670	8,921	8,012
N82191	Photocopying service activities	s	s	s	s	s
N82211	Customer relationship management activities	190	27,845,338	972,858	193,640	2,613,964
N82212	Sales and marketing (including telemarketing) activities	4	2,502,050	35,942	6,142	72,358
N82219	Other call centers activities (voice), n.e.c.					
N82221	Finance and accounting activities	3	3,799,086	1,495,742	-	85,417
N82226	Medical transcription activities	28	893,334	23,406	3,155	38,010
N82293	Publishing outsourcing activities	s	s	s	s	s

TABLE 5a Number of Establishments and Cost by Type for Administrative and Support Service Activities Establishments with Total Employment of 20 and Over by Industry Sub-Class: Philippines, 2010 *(Continued)*

(Value in thousand pesos. Details may not add up to total due to rounding and/or statistical disclosure control)

2009 PSIC Code	Region / Industry Description	Number of Establishments	Cost			
			Total	Materials and Supplies Purchased	Fuels, Lubricants, Oils and Greases Purchased	Electricity and Water Purchased
		(1)	(2)	(3)	(4)	(5)
N82299	Other back office operations activities, n.e.c.	S	S	S	S	S
N82300	Organization of conventions and trade shows	5	164,168	14,899	1,898	6,481
N82910	Activities of collection agencies and credit bureaus	14	189,635	8,900	8,012	8,676
N82920	Packaging activities	14	1,161,068	604,613	9,638	29,620
N82990	Other business support service activities, n.e.c.	4	197,310	15,911	7,673	4,983
	<b>Cordillera Administrative Region</b>	<b>5</b>	<b>628,600</b>	<b>24,099</b>	<b>14,805</b>	<b>87,489</b>
N80100	Private security activities	}	5	628,600	24,099	14,805
N82211	Customer relationship management activities					
	<b>I-Ilocos Region</b>	<b>8</b>	<b>33,588</b>	<b>11,969</b>	<b>3,057</b>	<b>1,654</b>
N80100	Private security activities	5	2,345	277	106	100
N81210	General cleaning of buildings	}	3	31,242	11,692	2,950
N81299	Other building and industrial cleaning activities, n.e.c.					
N82211	Customer relationship management activities					
	<b>II - Cagayan Valley</b>	<b>6</b>	<b>9,071</b>	<b>1,211</b>	<b>377</b>	<b>1,689</b>
N77306	Renting of computers and computer peripherals equipment	}	6	9,070	1,211	378
N78101	Labor recruitment and provision of personnel, local					
N80100	Private security activities					
	<b>III - Central Luzon</b>	<b>46</b>	<b>1,979,029</b>	<b>50,821</b>	<b>33,857</b>	<b>125,580</b>
N77305	Renting of construction and civil engineering machinery and equipment	S	S	S	S	S
N78101	Labor recruitment and provision of personnel, local	}	8	28,601	3,363	2,870
N78102	Labor recruitment and provision of personnel, overseas					
N80100	Private security activities	17	81,837	12,521	24,711	3,486
N80200	Security systems service activities	S	S	S	S	S
N81210	General cleaning of buildings	}	6	13,887	8,266	925
N81299	Other building and industrial cleaning activities, n.e.c.					
N82211	Customer relationship management activities					
		13	1,848,936	26,451	4,261	120,495

TABLE 5a Number of Establishments and Cost by Type for Administrative and Support Service Activities Establishments with Total Employment of 20 and Over by Industry Sub-Class: Philippines, 2010 *(Continued)*

(Value in thousand pesos. Details may not add up to total due to rounding and/or statistical disclosure control)

2009 PSIC Code	Region / Industry Description	Number of Establishments	Cost			
			Total	Materials and Supplies Purchased	Fuels, Lubricants, Oils and Greases Purchased	Electricity and Water Purchased
		(1)	(2)	(3)	(4)	(5)
	<b>IVA - CALABARZON</b>	<b>88</b>	<b>4,085,629</b>	<b>228,001</b>	<b>56,645</b>	<b>169,524</b>
N77305	Renting of construction and civil engineering machinery and equipment	S	S	S	S	S
N77309	Renting and leasing of other machinery, equipment and tangible goods, n.e.c.	S	S	S	S	S
N78101	Labor recruitment and provision of personnel, local	22	224,195	92,985	17,657	19,171
N78102	Labor recruitment and provision of personnel, overseas	5	1,459,738	4,112	1,667	1,359
N80100	Private security activities	41	129,838	34,800	9,875	4,532
N81210	General cleaning of buildings	3	7,023	3,266	626	394
N81292	Pest control services, non-agricultural	3	16,282	5,830	1,733	434
N82199	Other specialized office support activities	S	S	S	S	S
N82211	Customer relationship management activities	7	729,308	38,787	1,299	94,281
N82920	Packaging activities	3	1,472,969	40,604	20,452	48,153
	<b>IVB - MIMAROPA</b>	<b>3</b>	<b>3,055</b>	<b>357</b>	<b>294</b>	<b>174</b>
N80100	Private security activities	}	3	3,055	357	294
N81210	General cleaning of buildings					
	<b>V - Bicol Region</b>	<b>6</b>	<b>175,423</b>	<b>1,996</b>	<b>203</b>	<b>11,077</b>
N78101	Labor recruitment and provision of personnel, local	}	6	175,423	1,996	203
N80100	Private security activities					
N81210	General cleaning of buildings					
N82211	Customer relationship management activities					
	<b>VI - Western Visayas</b>	<b>62</b>	<b>2,099,252</b>	<b>213,893</b>	<b>10,863</b>	<b>104,535</b>
N77305	Renting of construction and civil engineering machinery and equipment	S	S	S	S	S
N77309	Renting and leasing of other machinery, equipment and tangible goods, n.e.c.	S	S	S	S	S
N78101	Labor recruitment and provision of personnel, local	}	9	1,115,667	5,252	2,267
N78102	Labor recruitment and provision of personnel, overseas					
N80100	Private security activities	37	29,391	2,983	2,886	2,501
N81210	General cleaning of buildings	}	4	5,948	1,731	473
N81292	Pest control services, non-agricultural					

TABLE 5a Number of Establishments and Cost by Type for Administrative and Support Service Activities Establishments with Total Employment of 20 and Over by Industry Sub-Class: Philippines, 2010 *(Continued)*

(Value in thousand pesos. Details may not add up to total due to rounding and/or statistical disclosure control)

2009 PSIC Code	Region / Industry Description	Number of Establishments	Cost			
			Total	Materials and Supplies Purchased	Fuels, Lubricants, Oils and Greases Purchased	Electricity and Water Purchased
		(1)	(2)	(3)	(4)	(5)
N82211	Customer relationship management activities	9	751,165	25,464	1,156	100,352
N82990	Other business support service activities, n.e.c.	s	s	s	s	s
	<b>VII - Central Visayas</b>	<b>87</b>	<b>3,486,070</b>	<b>1,247,533</b>	<b>29,592</b>	<b>195,359</b>
N77210	Renting and leasing of recreational and sports goods	s	s	s	s	s
N77305	Renting of construction and civil engineering machinery and equipment	3	86,152	45,867	15,515	1,176
N77306	Renting of computers and computer peripherals equipment	3	379,156	17,944	864	2,761
N77307	Renting of office machinery and equipment (excluding computers)					
N77309	Renting and leasing of other machinery, equipment and tangible goods, n.e.c.					
N78101	Labor recruitment and provision of personnel, local	12	38,627	25,949	2,084	1,241
N78102	Labor recruitment and provision of personnel, overseas	2	2,536	243	93	229
N79110	Travel agency activities	s	s	s	s	s
N79901	Activities of booking offices related to transport	s	s	s	s	s
N80100	Private security activities	26	35,491	5,669	4,338	3,007
N80200	Security systems service activities	3	12,296	6,004	1,619	412
N81210	General cleaning of buildings	8	22,115	5,049	1,477	1,615
N81292	Pest control services, non-agricultural	s	s	s	s	s
N82211	Customer relationship management activities	23	2,791,761	1,099,276	1,465	177,858
N82226	Medical transcription activities	s	s	s	s	s
N82910	Activities of collection agencies and credit bureaus	s	s	s	s	s
N82920	Packaging activities	s	s	s	s	s
	<b>VIII - Eastern Visayas</b>	<b>13</b>	<b>92,764</b>	<b>47,495</b>	<b>19,648</b>	<b>2,097</b>
N77304	Renting of agricultural machinery and equipment	s	s	s	s	s
N78101	Labor recruitment and provision of personnel, local	5	24,092	10,311	3,306	705
N80100	Private security activities	5	9,832	2,454	773	864
N81210	General cleaning of buildings	s	s	s	s	s
N81299	Other building and industrial cleaning activities, n.e.c.	s	s	s	s	s
	<b>IX - Zamboanga Peninsula</b>	<b>14</b>	<b>29,230</b>	<b>2,934</b>	<b>1,739</b>	<b>1,027</b>
N80100	Private security activities	14	29,230	2,934	1,739	1,027



TABLE 5a Number of Establishments and Cost by Type for Administrative and Support Service Activities Establishments with Total Employment of 20 and Over by Industry Sub-Class: Philippines, 2010 *(Continued)*

(Value in thousand pesos. Details may not add up to total due to rounding and/or statistical disclosure control)

2009 PSIC Code	Region / Industry Description	Number of Establishments	Cost			
			Total	Materials and Supplies Purchased	Fuels, Lubricants, Oils and Greases Purchased	Electricity and Water Purchased
		(1)	(2)	(3)	(4)	(5)
	<b>X - Northern Mindanao</b>	<b>16</b>	<b>441,547</b>	<b>34,500</b>	<b>4,270</b>	<b>51,263</b>
N78101	Labor recruitment and provision of personnel, local	s	s	s	s	s
N80100	Private security activities	10	26,679	14,714	1,964	722
N81210	General cleaning of buildings	s	s	s	s	s
N82191	Photocopying service activities	s	s	s	s	s
N82211	Customer relationship management activities	s	s	s	s	s
	<b>XI - Davao Region</b>	<b>47</b>	<b>681,526</b>	<b>47,954</b>	<b>23,189</b>	<b>47,285</b>
N77305	Renting of construction and civil engineering machinery and equipment	}	12	32,632	6,353	4,115
N78101	Labor recruitment and provision of personnel, local					1,363
N80100	Private security activities		29	101,703	13,216	17,821
N81210	General cleaning of buildings		3	7,048	2,098	793
N82211	Customer relationship management activities		3	540,144	26,288	460
	<b>XII - SOCCSKSARGEN</b>	<b>19</b>	<b>96,925</b>	<b>23,701</b>	<b>11,677</b>	<b>1,929</b>
N78101	Labor recruitment and provision of personnel, local	13	91,132	23,047	10,772	1,715
N80100	Private security activities	6	5,793	654	905	215
	<b>XIII - Caraga</b>	<b>7</b>	<b>14,224</b>	<b>936</b>	<b>1,004</b>	<b>2,487</b>
N80100	Private security activities	}	7	14,224	936	1,005
N82211	Customer relationship management activities					2,487

TABLE 5a Number of Establishments and Cost by Type for Administrative and Support Service Activities Establishments with Total Employment of 20 and Over by Industry Sub-Class: Philippines, 2010 *(Continued)*

(Value in thousand pesos. Details may not add up to total due to rounding and/or statistical disclosure control)

2009 PSIC Code	Region / Industry Description	Cost				
		Industrial Services Done by Others	Cost of Non-Industrial Services Done by Others	Taxes on product and production	Interest Expense	Research and Experimental Development
		(6)	(7)	(8)	(9)	(10)
	<b>PHILIPPINES</b>	<b>7,877,734</b>	<b>29,909,812</b>	<b>1,714,564</b>	<b>1,188,274</b>	<b>308,231</b>
N77100	Renting and leasing of motor vehicles	s	s	s	s	s
N77210	Renting and leasing of recreational and sports goods	}	6,559	74,408	2,321	2,112
N77220	Renting of video tapes and disks					
N77296	Renting of audio-video machines					
N77299	Renting of personal and household goods, n.e.c.					
N77304	Renting of agricultural machinery and equipment	}	46,823	261,025	28,543	24,266
N77305	Renting of construction and civil engineering machinery and equipment					
N77306	Renting of computers and computer peripherals equipment		112,083	288,107	29,924	14,086
N77307	Renting of office machinery and equipment (excluding computers)		26,482	734,964	5,595	13,541
N77309	Renting and leasing of other machinery, equipment and tangible goods, n.e.c.		19,306	178,932	8,208	239
N78101	Labor recruitment and provision of personnel, local	}	302,406	943,927	65,161	23,179
N78102	Labor recruitment and provision of personnel, overseas					
N78109	Other activities of employment placement agencies, n.e.c.					
N78202	Temporary labor recruitment and provision of personnel, overseas		s	s	s	s
N79110	Travel agency activities		24,367	592,393	34,874	17,030
N79901	Activities of booking offices related to transport		5,990	91,048	6,850	2,277
N80100	Private security activities		102,772	662,709	135,993	80,100
N80200	Security systems service activities		505	15,056	4,119	4,189
N80300	Investigation activities		s	s	s	s
N81100	Combined facilities support activities		s	s	s	s
N81210	General cleaning of buildings		15,551	130,662	19,175	7,596
N81292	Pest control services, non-agricultural		5,832	49,896	6,569	18,011
N81299	Other building and industrial cleaning activities, n.e.c.		4,304	1,410	361	140
N82191	Photocopying service activities	}	670	5,990	647	550
N82199	Other specialized office support activities					
N82211	Customer relationship management activities		2,071,213	18,918,986	1,118,542	533,878
N82212	Sales and marketing (including telemarketing) activities	}	142	2,062,963	12,809	22,565
N82219	Other call centers activities (voice), n.e.c.					
N82221	Finance and accounting activities		1,002,448	357,817	31,713	51,488
N82226	Medical transcription activities		16,203	768,709	8,132	3,427
N82293	Publishing outsourcing activities		s	s	s	s
N82299	Other back office operations activities, n.e.c.		s	s	s	s
N82300	Organization of conventions and trade shows		-	137,796	1,836	-

TABLE 5a Number of Establishments and Cost by Type for Administrative and Support Service Activities Establishments with Total Employment of 20 and Over by Industry Sub-Class: Philippines, 2010 *(Continued)*

(Value in thousand pesos. Details may not add up to total due to rounding and/or statistical disclosure control)

2009 PSIC Code	Region / Industry Description	Cost				
		Industrial Services Done by Others	Cost of Non-Industrial Services Done by Others	Taxes on product and production	Interest Expense	Research and Experimental Development
		(6)	(7)	(8)	(9)	(10)
N82910	Activities of collection agencies and credit bureaus	45,523	99,041	3,938	1,032	4,316
N82920	Packaging activities	1,382,596	333,300	27,841	45,065	260
N82990	Other business support service activities, n.e.c.	20,038	114,956	2,856	363	-
	<b>National Capital Region</b>	<b>3,788,221</b>	<b>25,250,491</b>	<b>1,416,200</b>	<b>1,087,816</b>	<b>297,764</b>
N77100	Renting and leasing of motor vehicles	s	s	s	s	s
N77220	Renting of video tapes and disks	6,509	74,382	2,261	2,052	-
N77296	Renting of audio-video machines					
N77299	Renting of personal and household goods, n.e.c.					
N77305	Renting of construction and civil engineering machinery and equipment	44,740	241,201	22,387	14,325	-
N77306	Renting of computers and computer peripherals equipment	133,007	728,529	23,095	15,915	145,458
N77307	Renting of office machinery and equipment (excluding computers)					
N77309	Renting and leasing of other machinery, equipment and tangible goods, n.e.c.	17,576	178,130	8,088	-	-
N78101	Labor recruitment and provision of personnel, local	290,436	812,194	48,440	14,895	147
N78102	Labor recruitment and provision of personnel, overseas	113,104	2,458,960	134,604	189,339	58,552
N78109	Other activities of employment placement agencies, n.e.c.	s	s	s	s	s
N78202	Temporary labor recruitment and provision of personnel, overseas	s	s	s	s	s
N79110	Travel agency activities	24,367	590,105	34,787	17,030	-
N79901	Activities of booking offices related to transport	5,990	86,039	6,670	2,277	-
N80100	Private security activities	71,937	506,951	104,701	76,114	-
N80200	Security systems service activities	394	11,297	3,167	4,189	-
N80300	Investigation activities	s	s	s	s	s
N81100	Combined facilities support activities	s	s	s	s	s
N81210	General cleaning of buildings	12,940	117,723	15,179	6,706	-
N81292	Pest control services, non-agricultural	3,737	42,847	3,440	17,970	-
N82191	Photocopying service activities	s	s	s	s	s
N82211	Customer relationship management activities	1,773,620	15,039,761	906,287	486,344	88,190
N82212	Sales and marketing (including telemarketing) activities	142	2,062,963	12,809	22,565	667
N82219	Other call centers activities (voice), n.e.c.					
N82221	Finance and accounting activities	1,002,448	357,817	31,713	51,488	-
N82226	Medical transcription activities	16,203	761,440	7,997	3,037	433
N82293	Publishing outsourcing activities	s	s	s	s	s
N82299	Other back office operations activities, n.e.c.	s	s	s	s	s
N82300	Organization of conventions and trade shows	-	137,796	1,836	-	-

TABLE 5a Number of Establishments and Cost by Type for Administrative and Support Service Activities Establishments with Total Employment of 20 and Over by Industry Sub-Class: Philippines, 2010 *(Continued)*

(Value in thousand pesos. Details may not add up to total due to rounding and/or statistical disclosure control)

2009 PSIC Code	Region / Industry Description	Cost				
		Industrial Services Done by Others	Cost of Non-Industrial Services Done by Others	Taxes on product and production	Interest Expense	Research and Experimental Development
		(6)	(7)	(8)	(9)	(10)
N82910	Activities of collection agencies and credit bureaus	45,378	96,785	3,617	843	4,316
N82920	Packaging activities	182,570	225,443	19,059	33,724	-
N82990	Other business support service activities, n.e.c.	20,034	113,612	2,826	-	-
	<b>Cordillera Administrative Region</b>	<b>41,470</b>	<b>330,349</b>	<b>6,675</b>	<b>408</b>	<b>9,122</b>
N80100	Private security activities	41,470	330,349	6,675	408	9,122
N82211	Customer relationship management activities					
	<b>I-Ilocos Region</b>	<b>1,900</b>	<b>9,005</b>	<b>787</b>	<b>234</b>	<b>-</b>
N80100	Private security activities	122	1,109	108	-	-
N81210	General cleaning of buildings	1,778	7,895	678	234	-
N81299	Other building and industrial cleaning activities, n.e.c.					
N82211	Customer relationship management activities					
	<b>II - Cagayan Valley</b>	<b>550</b>	<b>3,815</b>	<b>515</b>	<b>188</b>	<b>-</b>
N77306	Renting of computers and computer peripherals equipment	551	3,815	515	188	-
N78101	Labor recruitment and provision of personnel, local					
N80100	Private security activities					
	<b>III - Central Luzon</b>	<b>94,919</b>	<b>1,289,303</b>	<b>19,296</b>	<b>43,127</b>	<b>23</b>
N77305	Renting of construction and civil engineering machinery and equipment	s	s	s	s	s
N78101	Labor recruitment and provision of personnel, local	671	15,758	1,178	104	23
N78102	Labor recruitment and provision of personnel, overseas					
N80100	Private security activities	9,858	18,376	2,192	724	-
N80200	Security systems service activities	s	s	s	s	s
N81210	General cleaning of buildings	-	1,418	433	234	-
N81299	Other building and industrial cleaning activities, n.e.c.					
N82211	Customer relationship management activities	84,390	1,251,656	15,393	41,453	-
	<b>IVA - CALABARZON</b>	<b>2,695,361</b>	<b>590,976</b>	<b>115,669</b>	<b>18,080</b>	<b>364</b>
N77305	Renting of construction and civil engineering machinery and equipment	s	s	s	s	s

TABLE 5a Number of Establishments and Cost by Type for Administrative and Support Service Activities Establishments with Total Employment of 20 and Over by Industry Sub-Class: Philippines, 2010 *(Continued)*

(Value in thousand pesos. Details may not add up to total due to rounding and/or statistical disclosure control)

2009 PSIC Code	Region / Industry Description	Cost				
		Industrial Services Done by Others	Cost of Non-Industrial Services Done by Others	Taxes on product and production	Interest Expense	Research and Experimental Development
		(6)	(7)	(8)	(9)	(10)
N77309	Renting and leasing of other machinery, equipment and tangible goods, n.e.c.	s	s	s	s	s
N78101	Labor recruitment and provision of personnel, local	4,504	73,300	3,396	2,745	-
N78102	Labor recruitment and provision of personnel, overseas	1,437,391	10,923	260	2,856	-
N80100	Private security activities	3,589	52,649	5,648	589	97
N81210	General cleaning of buildings	519	573	770	222	-
N81292	Pest control services, non-agricultural	1,120	4,168	1,199	-	7
N82199	Other specialized office support activities	s	s	s	s	s
N82211	Customer relationship management activities	51,403	343,601	93,863	744	-
N82920	Packaging activities	1,195,734	87,833	8,470	9,723	260
	<b>IVB - MIMAROPA</b>	<b>31</b>	<b>1,618</b>	<b>258</b>	<b>-</b>	<b>-</b>
N80100	Private security activities	31	1,618	258	-	-
N81210	General cleaning of buildings					
	<b>V - Bicol Region</b>	<b>8,160</b>	<b>127,052</b>	<b>2,315</b>	<b>83</b>	<b>-</b>
N78101	Labor recruitment and provision of personnel, local	8,160	127,052	2,315	83	-
N80100	Private security activities					
N81210	General cleaning of buildings					
N82211	Customer relationship management activities					
	<b>VI - Western Visayas</b>	<b>1,131,569</b>	<b>437,462</b>	<b>35,810</b>	<b>8,603</b>	<b>-</b>
N77305	Renting of construction and civil engineering machinery and equipment	s	s	s	s	s
N77309	Renting and leasing of other machinery, equipment and tangible goods, n.e.c.	s	s	s	s	s
N78101	Labor recruitment and provision of personnel, local	1,092,493	8,133	1,767	2,335	-
N78102	Labor recruitment and provision of personnel, overseas					
N80100	Private security activities	1,833	9,420	4,088	767	-
N81210	General cleaning of buildings	573	2,129	166	53	-
N81292	Pest control services, non-agricultural					
N82211	Customer relationship management activities	34,181	414,532	26,858	2,300	-
N82990	Other business support service activities, n.e.c.	s	s	s	s	s

TABLE 5a Number of Establishments and Cost by Type for Administrative and Support Service Activities Establishments with Total Employment of 20 and Over by Industry Sub-Class: Philippines, 2010 *(Continued)*

(Value in thousand pesos. Details may not add up to total due to rounding and/or statistical disclosure control)

2009 PSIC Code	Region / Industry Description	Cost				
		Industrial Services Done by Others	Cost of Non-Industrial Services Done by Others	Taxes on product and production	Interest Expense	Research and Experimental Development
		(6)	(7)	(8)	(9)	(10)
VII - Central Visayas		70,561	1,306,007	77,310	23,302	881
N77210	Renting and leasing of recreational and sports goods	s	s	s	s	s
N77305	Renting of construction and civil engineering machinery and equipment	-	2,583	1,239	5,557	-
N77306	Renting of computers and computer peripherals equipment	6,199	293,436	12,100	11,951	-
N77307	Renting of office machinery and equipment (excluding computers)					
N77309	Renting and leasing of other machinery, equipment and tangible goods, n.e.c.					
N78101	Labor recruitment and provision of personnel, local	139	3,143	3,291	510	9
N78102	Labor recruitment and provision of personnel, overseas	-	1,576	295	-	-
N79110	Travel agency activities	s	s	s	s	s
N79901	Activities of booking offices related to transport	s	s	s	s	s
N80100	Private security activites	548	10,534	3,722	341	-
N80200	Security systems service activities	110	1,679	897	-	91
N81210	General cleaning of buildings	301	5,641	1,287	66	-
N81292	Pest control services, non-agricultural	s	s	s	s	s
N82211	Customer relationship management activities	58,309	948,961	51,513	2,619	212
N82226	Medical transcription activities	s	s	s	s	s
N82910	Activities of collection agencies and credit bureaus	s	s	s	s	s
N82920	Packaging activities	s	s	s	s	s
VIII - Eastern Visayas		3,228	7,393	6,715	212	-
N77304	Renting of agricultural machinery and equipment	s	s	s	s	s
N78101	Labor recruitment and provision of personnel, local	319	2,421	5,236	212	-
N80100	Private security activites	34	3,923	696	-	-
N81210	General cleaning of buildings	s	s	s	s	s
N81299	Other building and industrial cleaning activities, n.e.c.	s	s	s	s	s
IX - Zamboanga Peninsula		149	19,906	1,154	202	20
N80100	Private security activites	149	19,906	1,154	202	20
X - Northern Mindanao		2,661	111,291	1,885	422	45
N78101	Labor recruitment and provision of personnel, local	s	s	s	s	s
N80100	Private security activites	481	5,765	956	142	45

TABLE 5a Number of Establishments and Cost by Type for Administrative and Support Service Activities Establishments with Total Employment of 20 and Over by Industry Sub-Class: Philippines, 2010 *(Continued)*

(Value in thousand pesos. Details may not add up to total due to rounding and/or statistical disclosure control)

2009 PSIC Code	Region / Industry Description	Cost					
		Industrial Services Done by Others	Cost of Non-Industrial Services Done by Others	Taxes on product and production	Interest Expense	Research and Experimental Development	
		(6)	(7)	(8)	(9)	(10)	
N81210	General cleaning of buildings	S	S	S	S	S	
N82191	Photocopying service acitivities	S	S	S	S	S	
N82211	Customer relationship management activities	S	S	S	S	S	
	XI - Davao Region	34,989	391,688	27,083	796	-	
N77305	Renting of construction and civil engineering machinery and equipment	}	2,765	12,402	1,114	110	-
N78101	Labor recruitment and provision of personnel, local						
N80100	Private security activities		11,763	26,384	10,583	686	-
N81210	General cleaning of buildings		714	2,037	544	-	-
N82211	Customer relationship management activities		19,746	350,865	14,842	-	-
	XII - SOCCSKSARGEN	3,657	25,877	2,074	4,692	12	
N78101	Labor recruitment and provision of personnel, local	3,153	24,756	1,016	4,544	-	
N80100	Private security activities	504	1,121	1,058	148	12	
	XIII - Caraga	306	7,579	817	109	-	
N80100	Private security activities	}	306	7,579	817	109	-
N82211	Customer relationship management activities						

TABLE 5a Number of Establishments and Cost by Type for Administrative and Support Service Activities Establishments with Total Employment of 20 and Over by Industry Sub-Class: Philippines, 2010 *(Continued)*

(Value in thousand pesos. Details may not add up to total due to rounding and/or statistical disclosure control)

2009 PSIC Code	Region / Industry Description	Cost				
		Goods Purchased for Resale	Real Estate Purchased for Resale	Bad and Doubtful Debts	Depreciation of Fixed Assets	Foreign Exchange Losses
		(11)	(12)	(13)	(14)	(15)
	<b>PHILIPPINES</b>	<b>51,514</b>	<b>5,960</b>	<b>186,341</b>	<b>7,698,110</b>	<b>1,159,172</b>
N77100	Renting and leasing of motor vehicles	S	S	S	S	S
N77210	Renting and leasing of recreational and sports goods					
N77220	Renting of video tapes and disks	-	-	-	10,101	-
N77296	Renting of audio-video machines					
N77299	Renting of personal and household goods, n.e.c.					
N77304	Renting of agricultural machinery and equipment					
N77305	Renting of construction and civil engineering machinery and equipment	28,190	5,960	776	105,349	265
N77306	Renting of computers and computer peripherals equipment	-	-	3,112	134,720	1,054
N77307	Renting of office machinery and equipment (excluding computers)	-	-	1,054	43,080	6,834
N77309	Renting and leasing of other machinery, equipment and tangible goods, n.e.c.	4,381	-	16,992	42,930	-
N78101	Labor recruitment and provision of personnel, local	18,519	-	18,806	130,091	1,513
N78102	Labor recruitment and provision of personnel, overseas	-	-	12,029	417,686	130,145
N78109	Other activities of employment placement agencies, n.e.c.					
N78202	Temporary labor recruitment and provision of personnel, overseas	S	S	S	S	S
N79110	Travel agency activities	-	-	1,114	52,743	41,252
N79901	Activities of booking offices related to transport	-	-	2,939	13,844	4,746
N80100	Private security activities	-	-	41,223	181,671	2,406
N80200	Security systems service activities	-	-	-	3,074	537
N80300	Investigation activities	S	S	S	S	S
N81100	Combined facilities support activities	S	S	S	S	S
N81210	General cleaning of buildings	303	-	442	49,862	619
N81292	Pest control services, non-agricultural	121	-	191	15,548	-
N81299	Other building and industrial cleaning activities, n.e.c.	-	-	14	3,377	-
N82191	Photocopying service activities	-	-	-	4,481	-
N82199	Other specialized office support activities					
N82211	Customer relationship management activities	-	-	63,699	5,639,543	944,094
N82212	Sales and marketing (including telemarketing) activities	-	-	-	274,123	7
N82219	Other call centers activities (voice), n.e.c.					
N82221	Finance and accounting activities	-	-	8,958	90,524	-
N82226	Medical transcription activities	-	-	-	26,525	5,742
N82293	Publishing outsourcing activities	S	S	S	S	S
N82299	Other back office operations activities, n.e.c.	S	S	S	S	S
N82300	Organization of conventions and trade shows	-	-	-	1,038	-
N82910	Activities of collection agencies and credit bureaus	-	-	-	12,057	5



TABLE 5a Number of Establishments and Cost by Type for Administrative and Support Service Activities Establishments with Total Employment of 20 and Over by Industry Sub-Class: Philippines, 2010 *(Continued)*

(Value in thousand pesos. Details may not add up to total due to rounding and/or statistical disclosure control)

2009 PSIC Code	Region / Industry Description	Cost				
		Goods Purchased for Resale	Real Estate Purchased for Resale	Bad and Doubtful Debts	Depreciation of Fixed Assets	Foreign Exchange Losses
		(11)	(12)	(13)	(14)	(15)
N82920	Packaging activities	-	-	1,289	80,797	9,430
N82990	Other business support service activities, n.e.c.	-	-	12,921	7,876	415
	<b>National Capital Region</b>	<b>32,795</b>	<b>5,960</b>	<b>142,429</b>	<b>6,292,048</b>	<b>1,061,566</b>
N77100	Renting and leasing of motor vehicles	S	S	S	S	S
N77220	Renting of video tapes and disks	}	-	-	9,861	-
N77296	Renting of audio-video machines					
N77299	Renting of personal and household goods, n.e.c.					
N77305	Renting of construction and civil engineering machinery and equipment	28,190	5,960	476	74,940	265
N77306	Renting of computers and computer peripherals equipment	}	-	952	157,096	7,223
N77307	Renting of office machinery and equipment (excluding computers)					
N77309	Renting and leasing of other machinery, equipment and tangible goods, n.e.c.	4,381	-	16,683	40,319	-
N78101	Labor recruitment and provision of personnel, local	224	-	16,876	109,129	164
N78102	Labor recruitment and provision of personnel, overseas	-	-	12,029	415,564	130,145
N78109	Other activities of employment placement agencies, n.e.c.	S	S	S	S	S
N78202	Temporary labor recruitment and provision of personnel, overseas	S	S	S	S	S
N79110	Travel agency activities	-	-	914	52,311	41,252
N79901	Activities of booking offices related to transport	-	-	2,939	11,641	4,746
N80100	Private security activities	-	-	31,264	130,629	2,406
N80200	Security systems service activities	-	-	-	1,605	537
N80300	Investigation activities	S	S	S	S	S
N81100	Combined facilities support activities	S	S	S	S	S
N81210	General cleaning of buildings	-	-	160	40,278	619
N81292	Pest control services, non-agricultural	-	-	191	13,679	-
N82191	Photocopying service activities	S	S	S	S	S
N82211	Customer relationship management activities	-	-	35,997	4,431,147	848,501
N82212	Sales and marketing (including telemarketing) activities	}	-	-	274,123	7
N82219	Other call centers activities (voice), n.e.c.					
N82221	Finance and accounting activities	-	-	8,958	90,524	-
N82226	Medical transcription activities	-	-	-	24,741	5,742
N82293	Publishing outsourcing activities	S	S	S	S	S
N82299	Other back office operations activities, n.e.c.	S	S	S	S	S
N82300	Organization of conventions and trade shows	-	-	-	1,038	-
N82910	Activities of collection agencies and credit bureaus	-	-	-	11,930	5
N82920	Packaging activities	-	-	1,289	36,239	9,430

TABLE 5a Number of Establishments and Cost by Type for Administrative and Support Service Activities Establishments with Total Employment of 20 and Over by Industry Sub-Class: Philippines, 2010 *(Continued)*

(Value in thousand pesos. Details may not add up to total due to rounding and/or statistical disclosure control)

2009 PSIC Code	Region / Industry Description	Cost				
		Goods Purchased for Resale	Real Estate Purchased for Resale	Bad and Doubtful Debts	Depreciation of Fixed Assets	Foreign Exchange Losses
		(11)	(12)	(13)	(14)	(15)
N82990	Other business support service activities, n.e.c.	-	-	12,921	7,394	415
	<b>Cordillera Administrative Region</b>	-	-	-	<b>82,835</b>	<b>15,355</b>
N80100	Private security activities	}	-	-	82,835	15,355
N82211	Customer relationship management activities					
	<b>I-Ilocos Region</b>	<b>303</b>	-	<b>14</b>	<b>4,130</b>	<b>433</b>
N80100	Private security activities	-	-	-	428	-
N81210	General cleaning of buildings	}	-	14	3,702	433
N81299	Other building and industrial cleaning activities, n.e.c.					
N82211	Customer relationship management activities					
	<b>II - Cagayan Valley</b>	-	-	-	<b>726</b>	-
N77306	Renting of computers and computer peripherals equipment	}	-	-	726	-
N78101	Labor recruitment and provision of personnel, local					
N80100	Private security activities					
	<b>III - Central Luzon</b>	<b>2,496</b>	-	<b>23,663</b>	<b>228,210</b>	<b>69</b>
N77305	Renting of construction and civil engineering machinery and equipment	S	S	S	S	S
N78101	Labor recruitment and provision of personnel, local	}	-	-	1,244	-
N78102	Labor recruitment and provision of personnel, overseas					
N80100	Private security activities	-	-	990	8,244	-
N80200	Security systems service activities	S	S	S	S	S
N81210	General cleaning of buildings	}	-	120	1,779	-
N81299	Other building and industrial cleaning activities, n.e.c.					
N82211	Customer relationship management activities					
	<b>IVA - CALABARZON</b>	<b>121</b>	-	<b>4,508</b>	<b>175,577</b>	<b>1,617</b>
N77305	Renting of construction and civil engineering machinery and equipment	S	S	S	S	S
N77309	Renting and leasing of other machinery, equipment and tangible goods, n.e.c.	S	S	S	S	S
N78101	Labor recruitment and provision of personnel, local	-	-	61	8,505	1,349

TABLE 5a Number of Establishments and Cost by Type for Administrative and Support Service Activities Establishments with Total Employment of 20 and Over by Industry Sub-Class: Philippines, 2010 *(Continued)*

(Value in thousand pesos. Details may not add up to total due to rounding and/or statistical disclosure control)

2009 PSIC Code	Region / Industry Description	Cost				
		Goods Purchased for Resale	Real Estate Purchased for Resale	Bad and Doubtful Debts	Depreciation of Fixed Assets	Foreign Exchange Losses
		(11)	(12)	(13)	(14)	(15)
N78102	Labor recruitment and provision of personnel, overseas	-	-	-	827	-
N80100	Private security activities	-	-	4,447	12,171	-
N81210	General cleaning of buildings	-	-	-	314	-
N81292	Pest control services, non-agricultural	121	-	-	1,330	-
N82199	Other specialized office support activities	S	S	S	S	S
N82211	Customer relationship management activities	-	-	-	104,420	268
N82920	Packaging activities	-	-	-	36,182	-
	<b>IVB - MIMAROPA</b>	-	-	100	222	-
N80100	Private security activities	}	-	100	221	-
N81210	General cleaning of buildings					
	<b>V - Bicol Region</b>	-	-	25	20,206	-
N78101	Labor recruitment and provision of personnel, local	}	-	25	20,206	-
N80100	Private security activities					
N81210	General cleaning of buildings					
N82211	Customer relationship management activities					
	<b>VI - Western Visayas</b>	-	-	5,855	149,465	568
N77305	Renting of construction and civil engineering machinery and equipment	S	S	S	S	S
N77309	Renting and leasing of other machinery, equipment and tangible goods, n.e.c.	S	S	S	S	S
N78101	Labor recruitment and provision of personnel, local	}	-	16	1,907	-
N78102	Labor recruitment and provision of personnel, overseas					
N80100	Private security activities	}	-	689	3,999	-
N81210	General cleaning of buildings					
N81292	Pest control services, non-agricultural					
N82211	Customer relationship management activities	-	-	5,150	140,603	568
N82990	Other business support service activities, n.e.c.	S	S	S	S	S
	<b>VII - Central Visayas</b>	-	-	4,886	400,817	78,538
N77210	Renting and leasing of recreational and sports goods	S	S	S	S	S
N77305	Renting of construction and civil engineering machinery and equipment	-	-	150	14,065	-

TABLE 5a Number of Establishments and Cost by Type for Administrative and Support Service Activities Establishments with Total Employment of 20 and Over by Industry Sub-Class: Philippines, 2010 *(Continued)*

(Value in thousand pesos. Details may not add up to total due to rounding and/or statistical disclosure control)

2009 PSIC Code	Region / Industry Description	Cost				
		Goods Purchased for Resale	Real Estate Purchased for Resale	Bad and Doubtful Debts	Depreciation of Fixed Assets	Foreign Exchange Losses
		(11)	(12)	(13)	(14)	(15)
N77306	Renting of computers and computer peripherals equipment					
N77307	Renting of office machinery and equipment (excluding computers)	-	-	3,524	22,540	665
N77309	Renting and leasing of other machinery, equipment and tangible goods, n.e.c.					
N78101	Labor recruitment and provision of personnel, local	-	-	44	2,217	-
N78102	Labor recruitment and provision of personnel, overseas	-	-	-	100	-
N79110	Travel agency activities	S	S	S	S	S
N79901	Activities of booking offices related to transport	S	S	S	S	S
N80100	Private security activities	-	-	909	6,226	-
N80200	Security systems service activities	-	-	-	1,274	-
N81210	General cleaning of buildings	-	-	60	6,618	-
N81292	Pest control services, non-agricultural	S	S	S	S	S
N82211	Customer relationship management activities	-	-	-	334,294	77,873
N82226	Medical transcription activities	S	S	S	S	S
N82910	Activities of collection agencies and credit bureaus	S	S	S	S	S
N82920	Packaging activities	S	S	S	S	S
	<b>VIII - Eastern Visayas</b>	<b>399</b>	<b>-</b>	<b>-</b>	<b>5,576</b>	<b>-</b>
N77304	Renting of agricultural machinery and equipment	S	S	S	S	S
N78101	Labor recruitment and provision of personnel, local	399	-	-	1,182	-
N80100	Private security activities	-	-	-	1,088	-
N81210	General cleaning of buildings	S	S	S	S	S
N81299	Other building and industrial cleaning activities, n.e.c.	S	S	S	S	S
	<b>IX - Zamboanga Peninsula</b>	<b>-</b>	<b>-</b>	<b>15</b>	<b>2,019</b>	<b>-</b>
N80100	Private security activities	-	-	15	2,019	-
	<b>X - Northern Mindanao</b>	<b>-</b>	<b>-</b>	<b>511</b>	<b>234,640</b>	<b>-</b>
N78101	Labor recruitment and provision of personnel, local	S	S	S	S	S
N80100	Private security activities	-	-	511	1,363	-
N81210	General cleaning of buildings	S	S	S	S	S
N82191	Photocopying service activities	S	S	S	S	S
N82211	Customer relationship management activities	S	S	S	S	S

TABLE 5a Number of Establishments and Cost by Type for Administrative and Support Service Activities Establishments with Total Employment of 20 and Over by Industry Sub-Class: Philippines, 2010 *(Continued)*

(Value in thousand pesos. Details may not add up to total due to rounding and/or statistical disclosure control)

2009 PSIC Code	Region / Industry Description	Cost					
		Goods Purchased for Resale	Real Estate Purchased for Resale	Bad and Doubtful Debts	Depreciation of Fixed Assets	Foreign Exchange Losses	
		(11)	(12)	(13)	(14)	(15)	
	XI - Davao Region	-	-	2,169	95,222	1,026	
N77305	Renting of construction and civil engineering machinery and equipment	}	-	-	150	4,227	-
N78101	Labor recruitment and provision of personnel, local		-	-	1,917	12,830	-
N80100	Private security activities		-	-	102	365	-
N81210	General cleaning of buildings		-	-	-	77,800	1,026
N82211	Customer relationship management activities						
	XII - SOCCSKSARGEN	15,400	-	2,120	5,576	-	
N78101	Labor recruitment and provision of personnel, local	15,400	-	1,783	4,775	-	
N80100	Private security activities	-	-	337	801	-	
	XIII - Caraga	-	-	45	841	-	
N80100	Private security activities	}	-	-	45	841	-
N82211	Customer relationship management activities						

TABLE 5a Number of Establishments and Cost by Type for Administrative and Support Service Activities Establishments with Total Employment of 20 and Over by Industry Sub-Class: Philippines, 2010 *(Continued)*

(Value in thousand pesos. Details may not add up to total due to rounding and/or statistical disclosure control)

2009 PSIC Code	Region / Industry Description	Cost			
		Environmental Protection Expense	Royalty Fee	Franchise Fee	Other Cost
		(16)	(17)	(18)	(19)
	<b>PHILIPPINES</b>	<b>941</b>	<b>742,627</b>	<b>520</b>	<b>997,815</b>
N77100	Renting and leasing of motor vehicles	s	s	s	s
N77210	Renting and leasing of recreational and sports goods	}	-	-	7,835
N77220	Renting of video tapes and disks				
N77296	Renting of audio-video machines				
N77299	Renting of personal and household goods, n.e.c.	}	-	-	288
N77304	Renting of agricultural machinery and equipment				
N77305	Renting of construction and civil engineering machinery and equipment				
N77306	Renting of computers and computer peripherals equipment	-	17,974	-	11,150
N77307	Renting of office machinery and equipment (excluding computers)	-	-	-	-
N77309	Renting and leasing of other machinery, equipment and tangible goods, n.e.c.	-	-	-	39,466
N78101	Labor recruitment and provision of personnel, local	-	-	168	21,802
N78102	Labor recruitment and provision of personnel, overseas	}	-	-	180,214
N78109	Other activities of employment placement agencies, n.e.c.				
N78202	Temporary labor recruitment and provision of personnel, overseas	s	s	s	s
N79110	Travel agency activities	-	21,837	-	34,281
N79901	Activities of booking offices related to transport	-	-	-	6,946
N80100	Private security activities	682	2,564	352	25,110
N80200	Security systems service activities	-	-	-	1,177
N80300	Investigation activities	s	s	s	s
N81100	Combined facilities support activities	s	s	s	s
N81210	General cleaning of buildings	-	6,926	-	6,786
N81292	Pest control services, non-agricultural	-	728	-	1,782
N81299	Other building and industrial cleaning activities, n.e.c.	9	-	-	-
N82191	Photocopying service activities	}	-	-	3
N82199	Other specialized office support activities				
N82211	Customer relationship management activities	-	25,691	-	566,291
N82212	Sales and marketing (including telemarketing) activities	}	-	-	14,331
N82219	Other call centers activities (voice), n.e.c.				
N82221	Finance and accounting activities	-	666,906	-	8,074
N82226	Medical transcription activities	-	-	-	9,171
N82293	Publishing outsourcing activities	s	s	s	s
N82299	Other back office operations activities, n.e.c.	s	s	s	s
N82300	Organization of conventions and trade shows	-	-	-	220
N82910	Activities of collection agencies and credit bureaus	-	-	-	1,172

TABLE 5a Number of Establishments and Cost by Type for Administrative and Support Service Activities Establishments with Total Employment of 20 and Over by Industry Sub-Class: Philippines, 2010 *(Continued)*

(Value in thousand pesos. Details may not add up to total due to rounding and/or statistical disclosure control)

2009 PSIC Code	Region / Industry Description	Cost			
		Environmental Protection Expense	Royalty Fee	Franchise Fee	Other Cost
		(16)	(17)	(18)	(19)
N82920	Packaging activities	250	-	-	39,069
N82990	Other business support service activities, n.e.c.	-	-	-	11,545
	<b>National Capital Region</b>	<b>612</b>	<b>742,451</b>	<b>321</b>	<b>818,793</b>
N77100	Renting and leasing of motor vehicles	S	S	S	S
N77220	Renting of video tapes and disks	}	-	-	7,835
N77296	Renting of audio-video machines				
N77299	Renting of personal and household goods, n.e.c.				
N77305	Renting of construction and civil engineering machinery and equipment	-	-	-	288
N77306	Renting of computers and computer peripherals equipment	}	17,974	-	3,977
N77307	Renting of office machinery and equipment (excluding computers)				
N77309	Renting and leasing of other machinery, equipment and tangible goods, n.e.c.	-	-	-	39,466
N78101	Labor recruitment and provision of personnel, local	-	-	168	20,890
N78102	Labor recruitment and provision of personnel, overseas	-	-	-	179,511
N78109	Other activities of employment placement agencies, n.e.c.	S	S	S	S
N78202	Temporary labor recruitment and provision of personnel, overseas	S	S	S	S
N79110	Travel agency activities	-	21,837	-	34,281
N79901	Activities of booking offices related to transport	-	-	-	6,946
N80100	Private security activities	612	2,413	153	22,422
N80200	Security systems service activities	-	-	-	967
N80300	Investigation activities	S	S	S	S
N81100	Combined facilities support activities	S	S	S	S
N81210	General cleaning of buildings	-	6,926	-	6,354
N81292	Pest control services, non-agricultural	-	704	-	1,460
N82191	Photocopying service activities	S	S	S	S
N82211	Customer relationship management activities	-	25,691	-	429,338
N82212	Sales and marketing (including telemarketing) activities	}	-	-	14,331
N82219	Other call centers activities (voice), n.e.c.				
N82221	Finance and accounting activities				
N82226	Medical transcription activities	-	-	-	9,171
N82293	Publishing outsourcing activities	S	S	S	S
N82299	Other back office operations activities, n.e.c.	S	S	S	S
N82300	Organization of conventions and trade shows	-	-	-	220
N82910	Activities of collection agencies and credit bureaus	-	-	-	1,172
N82920	Packaging activities	-	-	-	9,444

TABLE 5a Number of Establishments and Cost by Type for Administrative and Support Service Activities Establishments with Total Employment of 20 and Over by Industry Sub-Class: Philippines, 2010 *(Continued)*

(Value in thousand pesos. Details may not add up to total due to rounding and/or statistical disclosure control)

2009 PSIC Code	Region / Industry Description	Cost			
		Environmental Protection Expense	Royalty Fee	Franchise Fee	Other Cost
		(16)	(17)	(18)	(19)
N82990	Other business support service activities, n.e.c.	-	-	-	11,540
	<b>Cordillera Administrative Region</b>	-	-	-	<b>15,994</b>
N80100	Private security activities	}	-	-	15,993
N82211	Customer relationship management activities		-	-	
	<b>I-Ilocos Region</b>	<b>9</b>	-	-	<b>94</b>
N80100	Private security activities	}	-	-	93
N81210	General cleaning of buildings		-	-	1
N81299	Other building and industrial cleaning activities, n.e.c.		9	-	
N82211	Customer relationship management activities		-	-	
	<b>II - Cagayan Valley</b>	-	-	-	-
N77306	Renting of computers and computer peripherals equipment	}	-	-	-
N78101	Labor recruitment and provision of personnel, local		-	-	
N80100	Private security activities		-	-	
	<b>III - Central Luzon</b>	-	-	-	<b>67,666</b>
N77305	Renting of construction and civil engineering machinery and equipment	S	S	S	S
N78101	Labor recruitment and provision of personnel, local	}	-	-	107
N78102	Labor recruitment and provision of personnel, overseas		-	-	
N80100	Private security activities	-	-	-	735
N80200	Security systems service activities	S	S	S	S
N81210	General cleaning of buildings	}	-	-	89
N81299	Other building and industrial cleaning activities, n.e.c.		-	-	
N82211	Customer relationship management activities		-	-	
	<b>IVA - CALABARZON</b>	<b>304</b>	<b>168</b>	<b>101</b>	<b>28,613</b>
N77305	Renting of construction and civil engineering machinery and equipment	S	S	S	S
N77309	Renting and leasing of other machinery, equipment and tangible goods, n.e.c.	S	S	S	S
N78101	Labor recruitment and provision of personnel, local	-	-	-	523
N78102	Labor recruitment and provision of personnel, overseas	-	-	-	343



TABLE 5a Number of Establishments and Cost by Type for Administrative and Support Service Activities Establishments with Total Employment of 20 and Over by Industry Sub-Class: Philippines, 2010 *(Continued)*

(Value in thousand pesos. Details may not add up to total due to rounding and/or statistical disclosure control)

2009 PSIC Code	Region / Industry Description	Cost			
		Environmental Protection Expense	Royalty Fee	Franchise Fee	Other Cost
		(16)	(17)	(18)	(19)
N80100	Private security activities	54	150	101	1,136
N81210	General cleaning of buildings	-	-	-	340
N81292	Pest control services, non-agricultural	-	18	-	322
N82199	Other specialized office support activities	s	s	s	s
N82211	Customer relationship management activities	-	-	-	641
N82920	Packaging activities	250	-	-	25,308
	<b>IVB - MIMAROPA</b>	-	-	-	-
N80100	Private security activities	}	-	-	-
N81210	General cleaning of buildings		-	-	-
	<b>V - Bicol Region</b>	-	-	-	<b>4,307</b>
N78101	Labor recruitment and provision of personnel, local	}	-	-	-
N80100	Private security activities		-	-	-
N81210	General cleaning of buildings		-	-	-
N82211	Customer relationship management activities		-	-	-
	<b>VI - Western Visayas</b>	-	-	-	<b>628</b>
N77305	Renting of construction and civil engineering machinery and equipment	s	s	s	s
N77309	Renting and leasing of other machinery, equipment and tangible goods, n.e.c.	s	s	s	s
N78101	Labor recruitment and provision of personnel, local	}	-	-	-
N78102	Labor recruitment and provision of personnel, overseas		-	-	-
N80100	Private security activities	}	-	-	-
N81210	General cleaning of buildings		-	-	-
N81292	Pest control services, non-agricultural		-	-	-
N82211	Customer relationship management activities	-	-	-	-
N82990	Other business support service activities, n.e.c.	s	s	s	s
	<b>VII - Central Visayas</b>	<b>1</b>	<b>6</b>	<b>98</b>	<b>51,179</b>
N77210	Renting and leasing of recreational and sports goods	s	s	s	s
N77305	Renting of construction and civil engineering machinery and equipment	-	-	-	-

TABLE 5a Number of Establishments and Cost by Type for Administrative and Support Service Activities Establishments with Total Employment of 20 and Over  
by Industry Sub-Class: Philippines, 2010 *(Continued)*

(Value in thousand pesos. Details may not add up to total due to rounding and/or statistical disclosure control)

2009 PSIC Code	Region / Industry Description	Cost			
		Environmental Protection Expense	Royalty Fee	Franchise Fee	Other Cost
		(16)	(17)	(18)	(19)
N77306	Renting of computers and computer peripherals equipment	}	-	-	7,172
N77307	Renting of office machinery and equipment (excluding computers)				
N77309	Renting and leasing of other machinery, equipment and tangible goods, n.e.c.				
N78101	Labor recruitment and provision of personnel, local	-	-	-	-
N78102	Labor recruitment and provision of personnel, overseas	-	-	-	-
N79110	Travel agency activities	S	S	S	S
N79901	Activities of booking offices related to transport	S	S	S	S
N80100	Private security activities	1	-	98	99
N80200	Security systems service activities	-	-	-	210
N81210	General cleaning of buildings	-	-	-	-
N81292	Pest control services, non-agricultural	S	S	S	S
N82211	Customer relationship management activities	-	-	-	39,380
N82226	Medical transcription activities	S	S	S	S
N82910	Activities of collection agencies and credit bureaus	S	S	S	S
N82920	Packaging activities	S	S	S	S
<b>VIII - Eastern Visayas</b>		-	-	-	-
N77304	Renting of agricultural machinery and equipment	S	S	S	S
N78101	Labor recruitment and provision of personnel, local	-	-	-	-
N80100	Private security activities	-	-	-	-
N81210	General cleaning of buildings	S	S	S	S
N81299	Other building and industrial cleaning activities, n.e.c.	S	S	S	S
<b>IX - Zamboanga Peninsula</b>		-	-	-	66
N80100	Private security activities	-	-	-	66
<b>X - Northern Mindanao</b>		15	-	-	43
N78101	Labor recruitment and provision of personnel, local	S	S	S	S
N80100	Private security activities	15	-	-	-
N81210	General cleaning of buildings	S	S	S	S
N82191	Photocopying service activities	S	S	S	S
N82211	Customer relationship management activities	S	S	S	S

TABLE 5a Number of Establishments and Cost by Type for Administrative and Support Service Activities Establishments with Total Employment of 20 and Over by Industry Sub-Class: Philippines, 2010 *(Concluded)*

(Value in thousand pesos. Details may not add up to total due to rounding and/or statistical disclosure control)

2009 PSIC Code	Region / Industry Description	Cost			
		Environmental Protection Expense	Royalty Fee	Franchise Fee	Other Cost
		(16)	(17)	(18)	(19)
	<b>XI - Davao Region</b>	-	-	-	<b>10,125</b>
N77305	Renting of construction and civil engineering machinery and equipment	-	-	-	33
N78101	Labor recruitment and provision of personnel, local	-	-	-	20
N80100	Private security activities	-	-	-	-
N81210	General cleaning of buildings	-	-	-	10,072
N82211	Customer relationship management activities	-	-	-	
	<b>XII - SOCCSKSARGEN</b>	-	<b>1</b>	-	<b>208</b>
N78101	Labor recruitment and provision of personnel, local	-	-	-	172
N80100	Private security activities	-	1	-	36
	<b>XIII - Caraga</b>	-	-	-	<b>99</b>
N80100	Private security activities	-	-	-	99
N82211	Customer relationship management activities	-	-	-	

TABLE 5.1a Number of Establishments and Cost of Industrial Services Done by Others by Type for Administrative and Support Service Activities Establishments with Total Employment of 20 and Over by Industry Sub-Class: Philippines, 2010

(Value in thousand pesos. Details may not add up to total due to rounding and/or statistical disclosure control)

2009 PSIC Code	Region / Industry Description	Number of Establishments	Industrial Services Done by Others		
			Total	Contract and Commission Work	Other Industrial Services
		(1)	(2)	(3)	(4)
PHILIPPINES		1,410	7,877,734	6,078,313	1,799,420
N77100	Renting and leasing of motor vehicles	s	s	s	s
N77210	Renting and leasing of recreational and sports goods	6	6,559	313	6,245
N77220	Renting of video tapes and disks				
N77296	Renting of audio-video machines				
N77299	Renting of personal and household goods, n.e.c.				
N77304	Renting of agricultural machinery and equipment	21	46,823	1,337	45,485
N77305	Renting of construction and civil engineering machinery and equipment				
N77306	Renting of computers and computer peripherals equipment	3	112,083	-	112,083
N77307	Renting of office machinery and equipment (excluding computers)	4	26,482	26,482	-
N77309	Renting and leasing of other machinery, equipment and tangible goods, n.e.c.	10	19,306	222	19,084
N78101	Labor recruitment and provision of personnel, local	195	302,406	283,169	19,236
N78102	Labor recruitment and provision of personnel, overseas	167	2,642,831	2,620,972	21,859
N78109	Other activities of employment placement agencies, n.e.c.				
N78202	Temporary labor recruitment and provision of personnel, overseas	s	s	s	s
N79110	Travel agency activities	55	24,367	10,775	13,591
N79901	Activities of booking offices related to transport	11	5,990	-	5,990
N80100	Private security activities	492	102,772	25,749	77,023
N80200	Security systems service activities	10	505	-	505
N80300	Investigation activities	s	s	s	s
N81100	Combined facilities support activities	s	s	s	s
N81210	General cleaning of buildings	80	15,551	765	14,787
N81292	Pest control services, non-agricultural	11	5,832	321	5,511
N81299	Other building and industrial cleaning activities, n.e.c.	3	4,304	3,014	1,291
N82191	Photocopying service activities	3	670	-	670
N82199	Other specialized office support activities				
N82211	Customer relationship management activities	253	2,071,213	700,451	1,370,762
N82212	Sales and marketing (including telemarketing) activities	4	142	34	108
N82219	Other call centers activities (voice), n.e.c.				
N82221	Finance and accounting activities	3	1,002,448	997,154	5,294
N82226	Medical transcription activities	29	16,203	13,597	2,606
N82293	Publishing outsourcing activities	s	s	s	s
N82299	Other back office operations activities, n.e.c	s	s	s	s
N82300	Organization of conventions and trade shows	5	-	-	-
N82910	Activities of collection agencies and credit bureaus	15	45,523	35,256	10,267

TABLE 5.1a Number of Establishments and Cost of Industrial Services Done by Others by Type for Administrative and Support Service Activities Establishments with Total Employment of 20 and Over by Industry Sub-Class: Philippines, 2010 *(Continued)*

(Value in thousand pesos. Details may not add up to total due to rounding and/or statistical disclosure control)

2009 PSIC Code	Region / Industry Description	Number of Establishments	Industrial Services Done by Others		
			Total	Contract and Commission Work	Other Industrial Services
		(1)	(2)	(3)	(4)
N82920	Packaging activities	18	1,382,596	1,336,009	46,587
N82990	Other business support service activities, n.e.c.	5	20,038	-	20,038
	<b>National Capital Region</b>	<b>983</b>	<b>3,788,221</b>	<b>2,328,620</b>	<b>1,459,600</b>
N77100	Renting and leasing of motor vehicles	s	s	s	s
N77220	Renting of video tapes and disks	5	6,509	263	6,245
N77296	Renting of audio-video machines				
N77299	Renting of personal and household goods, n.e.c.				
N77305	Renting of construction and civil engineering machinery and equipment	12	44,740	922	43,817
N77306	Renting of computers and computer peripherals equipment	4	133,007	23,906	109,101
N77307	Renting of office machinery and equipment (excluding computers)				
N77309	Renting and leasing of other machinery, equipment and tangible goods, n.e.c.	7	17,576	-	17,576
N78101	Labor recruitment and provision of personnel, local	115	290,436	279,807	10,629
N78102	Labor recruitment and provision of personnel, overseas	156	113,104	92,443	20,660
N78109	Other activities of employment placement agencies, n.e.c.	s	s	s	s
N78202	Temporary labor recruitment and provision of personnel, overseas	s	s	s	s
N79110	Travel agency activities	54	24,367	10,775	13,591
N79901	Activities of booking offices related to transport	10	5,990	-	5,990
N80100	Private security activities	285	71,937	16,309	55,628
N80200	Security systems service activities	6	394	-	394
N80300	Investigation activities	s	s	s	s
N81100	Combined facilities support activities	s	s	s	s
N81210	General cleaning of buildings	52	12,940	193	12,747
N81292	Pest control services, non-agricultural	6	3,737	-	3,737
N82191	Photocopying service activities	s	s	s	s
N82211	Customer relationship management activities	190	1,773,620	659,031	1,114,589
N82212	Sales and marketing (including telemarketing) activities	4	142	34	108
N82219	Other call centers activities (voice), n.e.c.				
N82221	Finance and accounting activities	3	1,002,448	997,154	5,294
N82226	Medical transcription activities	28	16,203	13,597	2,606
N82293	Publishing outsourcing activities	s	s	s	s
N82299	Other back office operations activities, n.e.c.	s	s	s	s
N82300	Organization of conventions and trade shows	5	-	-	-
N82910	Activities of collection agencies and credit bureaus	14	45,378	35,256	10,123

TABLE 5.1a Number of Establishments and Cost of Industrial Services Done by Others by Type for Administrative and Support Service Activities Establishments with Total Employment of 20 and Over by Industry Sub-Class: Philippines, 2010 *(Continued)*

(Value in thousand pesos. Details may not add up to total due to rounding and/or statistical disclosure control)

2009 PSIC Code	Region / Industry Description	Number of Establishments	Industrial Services Done by Others		
			Total	Contract and Commission Work	Other Industrial Services
		(1)	(2)	(3)	(4)
N82920	Packaging activities	14	182,570	176,236	6,333
N82990	Other business support service activities, n.e.c.	4	20,034	-	20,034
	<b>Cordillera Administrative Region</b>	<b>5</b>	<b>41,470</b>	<b>15,304</b>	<b>26,167</b>
N80100	Private security activities	5	41,470	15,304	26,166
N82211	Customer relationship management activities				
	<b>I-Ilocos Region</b>	<b>8</b>	<b>1,900</b>	<b>181</b>	<b>1,719</b>
N80100	Private security activities	5	122	-	122
N81210	General cleaning of buildings	3	1,778	182	1,596
N81299	Other building and industrial cleaning activities, n.e.c.				
N82211	Customer relationship management activities				
	<b>II - Cagayan Valley</b>	<b>6</b>	<b>550</b>	<b>-</b>	<b>550</b>
N77306	Renting of computers and computer peripherals equipment	6	551	-	551
N78101	Labor recruitment and provision of personnel, local				
N80100	Private security activities				
	<b>III - Central Luzon</b>	<b>46</b>	<b>94,919</b>	<b>19,596</b>	<b>75,323</b>
N77305	Renting of construction and civil engineering machinery and equipment	s	s	s	s
N78101	Labor recruitment and provision of personnel, local	8	671	-	671
N78102	Labor recruitment and provision of personnel, overseas				
N80100	Private security activities	17	9,858	7,582	2,276
N80200	Security systems service activities	s	s	s	s
N81210	General cleaning of buildings	6	-	-	-
N81299	Other building and industrial cleaning activities, n.e.c.				
N82211	Customer relationship management activities	13	84,390	12,014	72,375
	<b>IVA - CALABARZON</b>	<b>88</b>	<b>2,695,361</b>	<b>2,601,569</b>	<b>93,792</b>
N77305	Renting of construction and civil engineering machinery and equipment	s	s	s	s
N77309	Renting and leasing of other machinery, equipment and tangible goods, n.e.c.	s	s	s	s

TABLE 5.1a Number of Establishments and Cost of Industrial Services Done by Others by Type for Administrative and Support Service Activities Establishments with Total Employment of 20 and Over by Industry Sub-Class: Philippines, 2010 *(Continued)*

(Value in thousand pesos. Details may not add up to total due to rounding and/or statistical disclosure control)

2009 PSIC Code	Region / Industry Description	Number of Establishments	Industrial Services Done by Others		
			Total	Contract and Commission Work	Other Industrial Services
		(1)	(2)	(3)	(4)
N78101	Labor recruitment and provision of personnel, local	22	4,504	2,307	2,197
N78102	Labor recruitment and provision of personnel, overseas	5	1,437,391	1,436,664	727
N80100	Private security activities	41	3,589	1,139	2,450
N81210	General cleaning of buildings	3	519	113	406
N81292	Pest control services, non-agricultural	3	1,120	-	1,120
N82199	Other specialized office support activities	s	s	s	s
N82211	Customer relationship management activities	7	51,403	1,158	50,245
N82920	Packaging activities	3	1,195,734	1,159,773	35,961
	<b>IVB - MIMAROPA</b>	<b>3</b>	<b>31</b>	<b>-</b>	<b>31</b>
N80100	Private security activities	3	31	-	31
N81210	General cleaning of buildings				
	<b>V - Bicol Region</b>	<b>6</b>	<b>8,160</b>	<b>-</b>	<b>8,160</b>
N78101	Labor recruitment and provision of personnel, local	6	8,160	-	8,160
N80100	Private security activities				
N81210	General cleaning of buildings				
N82211	Customer relationship management activities				
	<b>VI - Western Visayas</b>	<b>62</b>	<b>1,131,569</b>	<b>1,092,621</b>	<b>38,948</b>
N77305	Renting of construction and civil engineering machinery and equipment	s	s	s	s
N77309	Renting and leasing of other machinery, equipment and tangible goods, n.e.c.	s	s	s	s
N78101	Labor recruitment and provision of personnel, local	9	1,092,493	1,091,869	624
N78102	Labor recruitment and provision of personnel, overseas				
N80100	Private security activities	37	1,833	520	1,314
N81210	General cleaning of buildings	4	573	233	339
N81292	Pest control services, non-agricultural				
N82211	Customer relationship management activities	9	34,181	-	34,181
N82990	Other business support service activities, n.e.c.	s	s	s	s

TABLE 5.1a Number of Establishments and Cost of Industrial Services Done by Others by Type for Administrative and Support Service Activities Establishments with Total Employment of 20 and Over by Industry Sub-Class: Philippines, 2010 *(Continued)*

(Value in thousand pesos. Details may not add up to total due to rounding and/or statistical disclosure control)

2009 PSIC Code	Region / Industry Description	Number of Establishments	Industrial Services Done by Others		
			Total	Contract and Commission Work	Other Industrial Services
		(1)	(2)	(3)	(4)
VII - Central Visayas		87	70,561	15,750	54,811
N77210	Renting and leasing of recreational and sports goods	s	s	s	s
N77305	Renting of construction and civil engineering machinery and equipment	3	-	-	-
N77306	Renting of computers and computer peripherals equipment	3	6,199	2,798	3,401
N77307	Renting of office machinery and equipment (excluding computers)				
N77309	Renting and leasing of other machinery, equipment and tangible goods, n.e.c.				
N78101	Labor recruitment and provision of personnel, local	12	139	4	135
N78102	Labor recruitment and provision of personnel, overseas	2	-	-	-
N79110	Travel agency activities	s	s	s	s
N79901	Activities of booking offices related to transport	s	s	s	s
N80100	Private security activites	26	548	-	548
N80200	Security systems service activities	3	110	-	110
N81210	General cleaning of buildings	8	301	-	301
N81292	Pest control services, non-agricultural	s	s	s	s
N82211	Customer relationship management activities	23	58,309	12,811	45,498
N82226	Medical transcription activities	s	s	s	s
N82910	Activities of collection agencies and credit bureaus	s	s	s	s
N82920	Packaging activities	s	s	s	s
VIII - Eastern Visayas		13	3,228	2,882	346
N77304	Renting of agricultural machinery and equipment	s	s	s	s
N78101	Labor recruitment and provision of personnel, local	5	319	-	319
N80100	Private security activites	5	34	6	28
N81210	General cleaning of buildings	s	s	s	s
N81299	Other building and industrial cleaning activities, n.e.c.	s	s	s	s
IX - Zamboanga Peninsula		14	149	-	149
N80100	Private security activites	14	149	-	149
X - Northern Mindanao		16	2,661	118	2,543
N78101	Labor recruitment and provision of personnel, local	s	s	s	s
N80100	Private security activites	10	481	72	409
N81210	General cleaning of buildings	s	s	s	s



TABLE 5.1a Number of Establishments and Cost of Industrial Services Done by Others by Type for Administrative and Support Service Activities Establishments with Total Employment of 20 and Over by Industry Sub-Class: Philippines, 2010 *(Concluded)*

(Value in thousand pesos. Details may not add up to total due to rounding and/or statistical disclosure control)

2009 PSIC Code	Region / Industry Description	Number of Establishments	Industrial Services Done by Others			
			Total	Contract and Commission Work	Other Industrial Services	
		(1)	(2)	(3)	(4)	
N82191	Photocopying service activities	s	s	s	s	
N82211	Customer relationship management activities	s	s	s	s	
	XI - Davao Region	47	34,989	1,496	33,492	
N77305	Renting of construction and civil engineering machinery and equipment	}	12	2,765	1,037	1,728
N78101	Labor recruitment and provision of personnel, local					
N80100	Private security activities		29	11,763	-	11,763
N81210	General cleaning of buildings		3	714	459	255
N82211	Customer relationship management activities		3	19,746	-	19,746
	XII - SOCCSKSARGEN	19	3,657	132	3,526	
N78101	Labor recruitment and provision of personnel, local		13	3,153	11	3,142
N80100	Private security activities		6	504	121	383
	XIII - Caraga	7	306	44	263	
N80100	Private security activities	}	7	306	44	263
N82211	Customer relationship management activities					

TABLE 5.2a Number of Establishments and Cost of Non-Industrial Services Done by Others by Type for Administrative and Support Service Activities Establishments with Total Employment of 20 and Over by Industry Sub-Class: Philippines, 2010

(Value in thousand pesos. Details may not add up to total due to rounding and/or statistical disclosure control)

2009 PSIC Code	Region / Industry Description	Number of Establishments	Non-Industrial Services Done by Others				
			Total	Rent Expense for Land	Rental Expense for Building and Structures	Other Rental Expenses	Other Non-Industrial Services
		(1)	(2)	(3)	(4)	(5)	(6)
	PHILIPPINES	1,410	29,909,812	33,939	7,195,478	1,116,868	21,563,527
N77100	Renting and leasing of motor vehicles	S	S	S	S	S	S
N77210	Renting and leasing of recreational and sports goods	6	74,408	-	14,514	8,055	51,839
N77220	Renting of video tapes and disks						
N77296	Renting of audio-video machines						
N77299	Renting of personal and household goods, n.e.c.	21	261,025	72	14,289	10,943	235,721
N77304	Renting of agricultural machinery and equipment						
N77305	Renting of construction and civil engineering machinery and equipment						
N77306	Renting of computers and computer peripherals equipment	3	288,107	-	14,494	-	273,612
N77307	Renting of office machinery and equipment (excluding computers)	4	734,964	-	6,146	-	728,818
N77309	Renting and leasing of other machinery, equipment and tangible goods, n.e.c.	10	178,932	-	14,931	22,584	141,416
N78101	Labor recruitment and provision of personnel, local	195	943,927	417	174,551	4,770	764,188
N78102	Labor recruitment and provision of personnel, overseas	167	2,480,486	30,654	538,559	32,631	1,878,640
N78109	Other activities of employment placement agencies, n.e.c.						
N78202	Temporary labor recruitment and provision of personnel, overseas	S	S	S	S	S	S
N79110	Travel agency activities	55	592,393	269	102,701	1,315	488,108
N79901	Activities of booking offices related to transport	11	91,048	-	18,894	-	72,154
N80100	Private security activities	492	662,709	1,322	76,008	8,718	576,661
N80200	Security systems service activities	10	15,056	-	7,106	-	7,950
N80300	Investigation activities	S	S	S	S	S	S
N81100	Combined facilities support activities	S	S	S	S	S	S
N81210	General cleaning of buildings	80	130,662	-	17,358	7,234	106,071
N81292	Pest control services, non-agricultural	11	49,896	-	8,912	-	40,984
N81299	Other building and industrial cleaning activities, n.e.c.	3	1,410	-	458	-	952
N82191	Photocopying service activities	3	5,990	-	2,520	-	3,470
N82199	Other specialized office support activities						
N82211	Customer relationship management activities	253	18,918,986	-	5,515,482	990,545	12,412,960
N82212	Sales and marketing (including telemarketing) activities	4	2,062,963	-	372,227	-	1,690,737
N82219	Other call centers activities (voice), n.e.c.						
N82221	Finance and accounting activities	3	357,817	-	74,990	850	281,977
N82226	Medical transcription activities	29	768,709	-	35,198	1,716	731,795
N82293	Publishing outsourcing activities	S	S	S	S	S	S

TABLE 5.2a Number of Establishments and Cost of Non-Industrial Services Done by Others by Type for Administrative and Support Service Activities Establishments with Total Employment of 20 and Over by Industry Sub-Class: Philippines, 2010 *(Continued)*

(Value in thousand pesos. Details may not add up to total due to rounding and/or statistical disclosure control)

2009 PSIC Code	Region / Industry Description	Number of Establishments	Non-Industrial Services Done by Others				
			Total	Rent Expense for Land	Rental Expense for Building and Structures	Other Rental Expenses	Other Non-Industrial Services
		(1)	(2)	(3)	(4)	(5)	(6)
N82299	Other back office operations activities, n.e.c.	s	s	s	s	s	s
N82300	Organization of conventions and trade shows	5	137,796	-	55,466	23,146	59,184
N82910	Activities of collection agencies and credit bureaus	15	99,041	-	10,935	-	88,106
N82920	Packaging activities	18	333,300	1,205	47,239	153	284,703
N82990	Other business support service activities, n.e.c.	5	114,956	-	33,822	4,206	76,928
	National Capital Region	983	25,250,491	32,916	6,124,856	946,486	18,146,232
N77100	Renting and leasing of motor vehicles	s	s	s	s	s	s
N77220	Renting of video tapes and disks	5	74,382	-	14,514	8,055	51,813
N77296	Renting of audio-video machines						
N77299	Renting of personal and household goods, n.e.c.						
N77305	Renting of construction and civil engineering machinery and equipment	12	241,201	72	13,556	3,766	223,807
N77306	Renting of computers and computer peripherals equipment	4	728,529	-	14,253	-	714,276
N77307	Renting of office machinery and equipment (excluding computers)						
N77309	Renting and leasing of other machinery, equipment and tangible goods, n.e.c.	7	178,130	-	14,711	22,485	140,935
N78101	Labor recruitment and provision of personnel, local	115	812,194	120	165,780	-	646,294
N78102	Labor recruitment and provision of personnel, overseas	156	2,458,960	30,633	534,059	32,631	1,861,637
N78109	Other activities of employment placement agencies, n.e.c.	s	s	s	s	s	s
N78202	Temporary labor recruitment and provision of personnel, overseas	s	s	s	s	s	s
N79110	Travel agency activities	54	590,105	269	101,228	1,315	487,292
N79901	Activities of booking offices related to transport	10	86,039	-	17,394	-	68,646
N80100	Private security activities	285	506,951	618	57,188	6,255	442,890
N80200	Security systems service activities	6	11,297	-	6,011	-	5,286
N80300	Investigation activities	s	s	s	s	s	s
N81100	Combined facilities support activities	s	s	s	s	s	s
N81210	General cleaning of buildings	52	117,723	-	13,313	7,234	97,176
N81292	Pest control services, non-agricultural	6	42,847	-	8,230	-	34,617
N82191	Photocopying service activities	s	s	s	s	s	s
N82211	Customer relationship management activities	190	15,039,761	-	4,513,712	834,826	9,691,223
N82212	Sales and marketing (including telemarketing) activities	4	2,062,963	-	372,227	-	1,690,737
N82219	Other call centers activities (voice), n.e.c.						
N82221	Finance and accounting activities						
		3	357,817	-	74,990	850	281,977

TABLE 5.2a Number of Establishments and Cost of Non-Industrial Services Done by Others by Type for Administrative and Support Service Activities Establishments with Total Employment of 20 and Over by Industry Sub-Class: Philippines, 2010 *(Continued)*

(Value in thousand pesos. Details may not add up to total due to rounding and/or statistical disclosure control)

2009 PSIC Code	Region / Industry Description	Number of Establishments	Non-Industrial Services Done by Others				
			Total	Rent Expense for Land	Rental Expense for Building and Structures	Other Rental Expenses	Other Non-Industrial Services
		(1)	(2)	(3)	(4)	(5)	(6)
N82226	Medical transcription activities	28	761,440	-	34,838	1,716	724,887
N82293	Publishing outsourcing activities	s	s	s	s	s	s
N82299	Other back office operations activities, n.e.c	s	s	s	s	s	s
N82300	Organization of conventions and trade shows	5	137,796	-	55,466	23,146	59,184
N82910	Activities of collection agencies and credit bureaus	14	96,785	-	10,219	-	86,565
N82920	Packaging activities	14	225,443	1,205	30,964	-	193,273
N82990	Other business support service activities, n.e.c.	4	113,612	-	32,590	4,206	76,816
	<b>Cordillera Administrative Region</b>	<b>5</b>	<b>330,349</b>	<b>-</b>	<b>109,590</b>	<b>18,030</b>	<b>202,729</b>
N80100	Private security activities	}	5	330,349	-	109,590	18,030
N82211	Customer relationship management activities						
	<b>I-Ilocos Region</b>	<b>8</b>	<b>9,005</b>	<b>-</b>	<b>801</b>	<b>-</b>	<b>8,204</b>
N80100	Private security activities	5	1,109	-	175	-	935
N81210	General cleaning of buildings	}	3	7,895	-	626	-
N81299	Other building and industrial cleaning activities, n.e.c.						
N82211	Customer relationship management activities						
	<b>II - Cagayan Valley</b>	<b>6</b>	<b>3,815</b>	<b>-</b>	<b>1,791</b>	<b>-</b>	<b>2,024</b>
N77306	Renting of computers and computer peripherals equipment	}	6	3,815	-	1,790	-
N78101	Labor recruitment and provision of personnel, local						
N80100	Private security activities						
	<b>III - Central Luzon</b>	<b>46</b>	<b>1,289,303</b>	<b>21</b>	<b>166,629</b>	<b>95,965</b>	<b>1,026,688</b>
N77305	Renting of construction and civil engineering machinery and equipment	s	s	s	s	s	s
N78101	Labor recruitment and provision of personnel, local	}	8	15,758	21	1,286	64
N78102	Labor recruitment and provision of personnel, overseas						
N80100	Private security activities	17	18,376	-	2,904	2,216	13,256
N80200	Security systems service activities	s	s	s	s	s	s
N81210	General cleaning of buildings	}	6	1,418	-	467	-
N81299	Other building and industrial cleaning activities, n.e.c.						
N82211	Customer relationship management activities	13	1,251,656	-	161,097	93,685	996,874

TABLE 5.2a Number of Establishments and Cost of Non-Industrial Services Done by Others by Type for Administrative and Support Service Activities Establishments with Total Employment of 20 and Over by Industry Sub-Class: Philippines, 2010 *(Continued)*

(Value in thousand pesos. Details may not add up to total due to rounding and/or statistical disclosure control)

2009 PSIC Code	Region / Industry Description	Number of Establishments	Non-Industrial Services Done by Others				
			Total	Rent Expense for Land	Rental Expense for Building and Structures	Other Rental Expenses	Other Non-Industrial Services
		(1)	(2)	(3)	(4)	(5)	(6)
	<b>IVA - CALABARZON</b>	<b>88</b>	<b>590,976</b>	<b>250</b>	<b>124,521</b>	<b>12,783</b>	<b>453,422</b>
N77305	Renting of construction and civil engineering machinery and equipment	S	S	S	S	S	S
N77309	Renting and leasing of other machinery, equipment and tangible goods, n.e.c.	S	S	S	S	S	S
N78101	Labor recruitment and provision of personnel, local	22	73,300	250	3,307	2,218	67,525
N78102	Labor recruitment and provision of personnel, overseas	5	10,923	-	2,252	-	8,670
N80100	Private security activities	41	52,649	-	2,852	180	49,617
N81210	General cleaning of buildings	3	573	-	295	-	278
N81292	Pest control services, non-agricultural	3	4,168	-	595	-	3,572
N82199	Other specialized office support activities	S	S	S	S	S	S
N82211	Customer relationship management activities	7	343,601	-	98,200	3,056	242,345
N82920	Packaging activities	3	87,833	-	16,274	153	71,406
	<b>IVB - MIMAROPA</b>	<b>3</b>	<b>1,618</b>	<b>-</b>	<b>184</b>	<b>-</b>	<b>1,434</b>
N80100	Private security activities	3	1,618	-	184	-	1,434
N81210	General cleaning of buildings						
	<b>V - Bicol Region</b>	<b>6</b>	<b>127,052</b>	<b>-</b>	<b>26,188</b>	<b>-</b>	<b>100,864</b>
N78101	Labor recruitment and provision of personnel, local	6	127,052	-	26,188	-	100,864
N80100	Private security activities						
N81210	General cleaning of buildings						
N82211	Customer relationship management activities						
	<b>VI - Western Visayas</b>	<b>62</b>	<b>437,462</b>	<b>340</b>	<b>137,908</b>	<b>1,750</b>	<b>297,464</b>
N77305	Renting of construction and civil engineering machinery and equipment	S	S	S	S	S	S
N77309	Renting and leasing of other machinery, equipment and tangible goods, n.e.c.	S	S	S	S	S	S
N78101	Labor recruitment and provision of personnel, local	9	8,133	-	2,017	-	6,116
N78102	Labor recruitment and provision of personnel, overseas						
N80100	Private security activities	37	9,420	340	2,333	17	6,730
N81210	General cleaning of buildings	4	2,129	-	191	-	1,938
N81292	Pest control services, non-agricultural						

TABLE 5.2a Number of Establishments and Cost of Non-Industrial Services Done by Others by Type for Administrative and Support Service Activities Establishments with Total Employment of 20 and Over by Industry Sub-Class: Philippines, 2010 *(Continued)*

(Value in thousand pesos. Details may not add up to total due to rounding and/or statistical disclosure control)

2009 PSIC Code	Region / Industry Description	Number of Establishments	Non-Industrial Services Done by Others				
			Total	Rent Expense for Land	Rental Expense for Building and Structures	Other Rental Expenses	Other Non-Industrial Services
		(1)	(2)	(3)	(4)	(5)	(6)
N82211	Customer relationship management activities	9	414,532	-	132,133	1,633	280,765
N82990	Other business support service activities, n.e.c.	s	s	s	s	s	s
	VII - Central Visayas	87	1,306,007	40	321,363	38,520	946,084
N77210	Renting and leasing of recreational and sports goods	s	s	s	s	s	s
N77305	Renting of construction and civil engineering machinery and equipment	3	2,583	-	581	-	2,002
N77306	Renting of computers and computer peripherals equipment	3	293,436	-	5,176	-	288,261
N77307	Renting of office machinery and equipment (excluding computers)						
N77309	Renting and leasing of other machinery, equipment and tangible goods, n.e.c.						
N78101	Labor recruitment and provision of personnel, local	12	3,143	40	1,027	31	2,044
N78102	Labor recruitment and provision of personnel, overseas	2	1,576	-	657	-	919
N79110	Travel agency activities	s	s	s	s	s	s
N79901	Activities of booking offices related to transport	s	s	s	s	s	s
N80100	Private security activities	26	10,534	-	3,542	-	6,992
N80200	Security systems service activities	3	1,679	-	220	-	1,459
N81210	General cleaning of buildings	8	5,641	-	1,517	-	4,124
N81292	Pest control services, non-agricultural	s	s	s	s	s	s
N82211	Customer relationship management activities	23	948,961	-	304,594	38,489	605,877
N82226	Medical transcription activities	s	s	s	s	s	s
N82910	Activities of collection agencies and credit bureaus	s	s	s	s	s	s
N82920	Packaging activities	s	s	s	s	s	s
	VIII - Eastern Visayas	13	7,393	7	1,084	6	6,295
N77304	Renting of agricultural machinery and equipment	s	s	s	s	s	s
N78101	Labor recruitment and provision of personnel, local	5	2,421	7	499	6	1,909
N80100	Private security activities	5	3,923	-	181	-	3,742
N81210	General cleaning of buildings	s	s	s	s	s	s
N81299	Other building and industrial cleaning activities, n.e.c.	s	s	s	s	s	s
	IX - Zamboanga Peninsula	14	19,906	-	525	-	19,381
N80100	Private security activities	14	19,906	-	525	-	19,381

TABLE 5.2a Number of Establishments and Cost of Non-Industrial Services Done by Others by Type for Administrative and Support Service Activities Establishments with Total Employment of 20 and Over by Industry Sub-Class: Philippines, 2010 *(Concluded)*

(Value in thousand pesos. Details may not add up to total due to rounding and/or statistical disclosure control)

2009 PSIC Code	Region / Industry Description	Number of Establishments	Non-Industrial Services Done by Others				
			Total	Rent Expense for Land	Rental Expense for Building and Structures	Other Rental Expenses	Other Non-Industrial Services
		(1)	(2)	(3)	(4)	(5)	(6)
	<b>X - Northern Mindanao</b>	<b>16</b>	<b>111,291</b>	<b>-</b>	<b>81,887</b>	<b>876</b>	<b>28,529</b>
N78101	Labor recruitment and provision of personnel, local	5	5	5	5	5	5
N80100	Private security activities	10	5,765	-	1,784	50	3,931
N81210	General cleaning of buildings	5	5	5	5	5	5
N82191	Photocopying service activities	5	5	5	5	5	5
N82211	Customer relationship management activities	5	5	5	5	5	5
	<b>XI - Davao Region</b>	<b>47</b>	<b>391,688</b>	<b>359</b>	<b>96,497</b>	<b>2,237</b>	<b>292,594</b>
N77305	Renting of construction and civil engineering machinery and equipment	12	12,402	-	1,189	2,237	8,975
N78101	Labor recruitment and provision of personnel, local						
N80100	Private security activities						
N81210	General cleaning of buildings						
N82211	Customer relationship management activities						
	<b>XII - SOCCSKSARGEN</b>	<b>19</b>	<b>25,877</b>	<b>5</b>	<b>1,052</b>	<b>214</b>	<b>24,607</b>
N78101	Labor recruitment and provision of personnel, local	13	24,756	-	792	214	23,750
N80100	Private security activities	6	1,121	5	259	-	857
	<b>XIII - Caraga</b>	<b>7</b>	<b>7,579</b>	<b>-</b>	<b>604</b>	<b>-</b>	<b>6,975</b>
N80100	Private security activities	7	7,579	-	604	-	6,976
N82211	Customer relationship management activities						

TABLE 6a Number of Establishments and Capital Expenditures by Type of Tangible Fixed Assets for Administrative and Support Service Activities Establishments with Total Employment of 20 and Over by Industry Sub-Class: Philippines, 2010

(Value in thousand pesos. Details may not add up to total due to rounding and/or statistical disclosure control)

2009 PSIC Code	Region / Industry Description	Number of Establishments	Capital Expenditures for Tangible Fixed Assets				
			Total	Land	Buildings, Other Structures and Land Improvements	Transport Equipment	
		(1)	(2)	(3)	(4)	(5)	
	PHILIPPINES	1,410	4,522,667	120,665	1,097,841	288,622	
N77100	Renting and leasing of motor vehicles	s	s	s	s	s	
N77210	Renting and leasing of recreational and sports goods	}	6	40,809	15,800	500	3,868
N77220	Renting of video tapes and disks						
N77296	Renting of audio-video machines						
N77299	Renting of personal and household goods, n.e.c.						
N77304	Renting of agricultural machinery and equipment	}	21	154,490	-	11,000	41,601
N77305	Renting of construction and civil engineering machinery and equipment						
N77306	Renting of computers and computer peripherals equipment						
N77307	Renting of office machinery and equipment (excluding computers)	4	8,357	-	1,170	2,154	
N77309	Renting and leasing of other machinery, equipment and tangible goods, n.e.c.	10	197,942	75,000	505	20,973	
N78101	Labor recruitment and provision of personnel, local	}	195	67,434	1,800	9,753	21,046
N78102	Labor recruitment and provision of personnel, overseas						
N78109	Other activities of employment placement agencies, n.e.c.						
N78202	Temporary labor recruitment and provision of personnel, overseas	s	s	s	s	s	
N79110	Travel agency activities	55	46,675	-	10,272	4,454	
N79901	Activities of booking offices related to transport	11	3,444	-	40	1,136	
N80100	Private security activities	492	142,144	5,012	15,711	54,278	
N80200	Security systems service activities	10	-	-	-	-	
N80300	Investigation activities	s	s	s	s	s	
N81100	Combined facilities support activities	s	s	s	s	s	
N81210	General cleaning of buildings	80	23,895	-	990	2,545	
N81292	Pest control services, non-agricultural	11	26,113	-	989	6,793	
N81299	Other building and industrial cleaning activities, n.e.c.	3	1,260	-	-	1,260	
N82191	Photocopying service activities	}	3	135	-	-	-
N82199	Other specialized office support activities						
N82211	Customer relationship management activities	253	3,233,782	-	950,446	14,260	
N82212	Sales and marketing (including telemarketing) activities	}	4	10,584	-	457	697
N82219	Other call centers activities (voice), n.e.c.						
N82221	Finance and accounting activities	3	91,210	-	5,599	-	
N82226	Medical transcription activities	29	16,268	-	3,421	1,117	
N82293	Publishing outsourcing activities	s	s	s	s	s	
N82299	Other back office operations activities, n.e.c	s	s	s	s	s	
N82300	Organization of conventions and trade shows	5	975	-	-	-	



TABLE 6a Number of Establishments and Capital Expenditures by Type of Tangible Fixed Assets for Administrative and Support Service Activities Establishments with Total Employment of 20 and Over by Industry Sub-Class: Philippines, 2010 *(Continued)*

(Value in thousand pesos. Details may not add up to total due to rounding and/or statistical disclosure control)

2009 PSIC Code	Region / Industry Description	Number of Establishments	Capital Expenditures for Tangible Fixed Assets			
			Total	Land	Buildings, Other Structures and Land Improvements	Transport Equipment
		(1)	(2)	(3)	(4)	(5)
N82910	Activities of collection agencies and credit bureaus	15	2,643	-	-	-
N82920	Packaging activities	18	146,660	-	55,164	32,051
N82990	Other business support service activities, n.e.c.	5	13,760	-	5,256	2,631
	<b>National Capital Region</b>	<b>983</b>	<b>3,594,085</b>	<b>113,065</b>	<b>870,492</b>	<b>202,222</b>
N77100	Renting and leasing of motor vehicles	s	s	s	s	s
N77220	Renting of video tapes and disks	}	5	39,009	15,000	-
N77296	Renting of audio-video machines					
N77299	Renting of personal and household goods, n.e.c.					
N77305	Renting of construction and civil engineering machinery and equipment	12	109,147	-	7,258	-
N77306	Renting of computers and computer peripherals equipment	}	4	8,357	-	1,170
N77307	Renting of office machinery and equipment (excluding computers)					
N77309	Renting and leasing of other machinery, equipment and tangible goods, n.e.c.	7	197,942	75,000	505	20,973
N78101	Labor recruitment and provision of personnel, local	115	36,157	-	4,011	7,098
N78102	Labor recruitment and provision of personnel, overseas	156	269,323	23,053	26,153	68,655
N78109	Other activities of employment placement agencies, n.e.c.	s	s	s	s	s
N78202	Temporary labor recruitment and provision of personnel, overseas	s	s	s	s	s
N79110	Travel agency activities	54	46,098	-	9,987	4,454
N79901	Activities of booking offices related to transport	10	2,956	-	40	1,136
N80100	Private security activities	285	94,656	12	12,480	38,905
N80200	Security systems service activities	6	-	-	-	-
N80300	Investigation activities	s	s	s	s	s
N81100	Combined facilities support activities	s	s	s	s	s
N81210	General cleaning of buildings	52	19,554	-	804	837
N81292	Pest control services, non-agricultural	6	21,499	-	749	6,472
N82191	Photocopying service activities	s	s	s	s	s
N82211	Customer relationship management activities	190	2,522,273	-	756,193	13,660
N82212	Sales and marketing (including telemarketing) activities	}	4	10,584	-	457
N82219	Other call centers activities (voice), n.e.c.					
N82221	Finance and accounting activities	3	91,210	-	5,599	-
N82226	Medical transcription activities	28	16,138	-	3,402	1,117
N82293	Publishing outsourcing activities	s	s	s	s	s
N82299	Other back office operations activities, n.e.c	s	s	s	s	s
N82300	Organization of conventions and trade shows	5	975	-	-	-

TABLE 6a Number of Establishments and Capital Expenditures by Type of Tangible Fixed Assets for Administrative and Support Service Activities Establishments with Total Employment of 20 and Over by Industry Sub-Class: Philippines, 2010 *(Continued)*

(Value in thousand pesos. Details may not add up to total due to rounding and/or statistical disclosure control)

2009 PSIC Code	Region / Industry Description	Number of Establishments	Capital Expenditures for Tangible Fixed Assets			
			Total	Land	Buildings, Other Structures and Land Improvements	Transport Equipment
		(1)	(2)	(3)	(4)	(5)
N82910	Activities of collection agencies and credit bureaus	14	2,643	-	-	-
N82920	Packaging activities	14	90,398	-	36,376	30,066
N82990	Other business support service activities, n.e.c.	4	13,547	-	5,256	2,631
	<b>Cordillera Administrative Region</b>	<b>5</b>	<b>6,665</b>	<b>-</b>	<b>760</b>	<b>-</b>
N80100	Private security activities	5	6,664	-	760	-
N82211	Customer relationship management activities					
	<b>I-Ilocos Region</b>	<b>8</b>	<b>2,877</b>	<b>-</b>	<b>2</b>	<b>-</b>
N80100	Private security activities	5	2,766	-	-	-
N81210	General cleaning of buildings	3	112	-	2	-
N81299	Other building and industrial cleaning activities, n.e.c.					
N82211	Customer relationship management activities					
	<b>II - Cagayan Valley</b>	<b>6</b>	<b>375</b>	<b>-</b>	<b>-</b>	<b>-</b>
N77306	Renting of computers and computer peripherals equipment	6	375	-	-	-
N78101	Labor recruitment and provision of personnel, local					
N80100	Private security activities					
	<b>III - Central Luzon</b>	<b>46</b>	<b>213,443</b>	<b>-</b>	<b>86,795</b>	<b>4,340</b>
N77305	Renting of construction and civil engineering machinery and equipment	s	s	s	s	s
N78101	Labor recruitment and provision of personnel, local	8	4,039	-	652	3,267
N78102	Labor recruitment and provision of personnel, overseas					
N80100	Private security activities	17	10,264	-	589	1,073
N80200	Security systems service activities	s	s	s	s	s
N81210	General cleaning of buildings	6	218	-	-	-
N81299	Other building and industrial cleaning activities, n.e.c.					
N82211	Customer relationship management activities					
	<b>IVA - CALABARZON</b>	<b>88</b>	<b>89,432</b>	<b>-</b>	<b>21,401</b>	<b>8,882</b>
N77305	Renting of construction and civil engineering machinery and equipment	s	s	s	s	s

TABLE 6a Number of Establishments and Capital Expenditures by Type of Tangible Fixed Assets for Administrative and Support Service Activities Establishments with Total Employment of 20 and Over by Industry Sub-Class: Philippines, 2010 *(Continued)*

(Value in thousand pesos. Details may not add up to total due to rounding and/or statistical disclosure control)

2009 PSIC Code	Region / Industry Description	Number of Establishments	Capital Expenditures for Tangible Fixed Assets			
			Total	Land	Buildings, Other Structures and Land Improvements	Transport Equipment
		(1)	(2)	(3)	(4)	(5)
N77309	Renting and leasing of other machinery, equipment and tangible goods, n.e.c.	S	S	S	S	S
N78101	Labor recruitment and provision of personnel, local	22	2,907	-	366	1,073
N78102	Labor recruitment and provision of personnel, overseas	5	1,128	-	10	697
N80100	Private security activities	41	8,717	-	180	3,644
N81210	General cleaning of buildings	3	-	-	-	-
N81292	Pest control services, non-agricultural	3	4,004	-	-	-
N82199	Other specialized office support activities	S	S	S	S	S
N82211	Customer relationship management activities	7	14,931	-	2,056	-
N82920	Packaging activities	3	56,262	-	18,788	1,985
	<b>IVB - MIMAROPA</b>	<b>3</b>	<b>55</b>	<b>-</b>	<b>19</b>	<b>-</b>
N80100	Private security activities	}	3	55	19	-
N81210	General cleaning of buildings					
	<b>V - Bicol Region</b>	<b>6</b>	<b>19,649</b>	<b>-</b>	<b>4,162</b>	<b>46</b>
N78101	Labor recruitment and provision of personnel, local	}	6	19,649	4,162	46
N80100	Private security activities					
N81210	General cleaning of buildings					
N82211	Customer relationship management activities					
	<b>VI - Western Visayas</b>	<b>62</b>	<b>11,067</b>	<b>-</b>	<b>1,176</b>	<b>3,009</b>
N77305	Renting of construction and civil engineering machinery and equipment	S	S	S	S	S
N77309	Renting and leasing of other machinery, equipment and tangible goods, n.e.c.	S	S	S	S	S
N78101	Labor recruitment and provision of personnel, local	}	9	4,469	10	1,558
N78102	Labor recruitment and provision of personnel, overseas					
N80100	Private security activities	37	1,252	-	60	531
N81210	General cleaning of buildings	}	4	434	12	320
N81292	Pest control services, non-agricultural					
N82211	Customer relationship management activities	9	4,698	-	1,095	600
N82990	Other business support service activities, n.e.c.	S	S	S	S	S

TABLE 6a Number of Establishments and Capital Expenditures by Type of Tangible Fixed Assets for Administrative and Support Service Activities Establishments with Total Employment of 20 and Over by Industry Sub-Class: Philippines, 2010 *(Continued)*

(Value in thousand pesos. Details may not add up to total due to rounding and/or statistical disclosure control)

2009 PSIC Code	Region / Industry Description	Number of Establishments	Capital Expenditures for Tangible Fixed Assets			
			Total	Land	Buildings, Other Structures and Land Improvements	Transport Equipment
		(1)	(2)	(3)	(4)	(5)
VII - Central Visayas		87	454,419	800	97,661	10,167
N77210	Renting and leasing of recreational and sports goods	s	s	s	s	s
N77305	Renting of construction and civil engineering machinery and equipment	3	5,251	-	3,742	1,509
N77306	Renting of computers and computer peripherals equipment	3	20,821	-	-	7,850
N77307	Renting of office machinery and equipment (excluding computers)					
N77309	Renting and leasing of other machinery, equipment and tangible goods, n.e.c.					
N78101	Labor recruitment and provision of personnel, local	12	443	-	430	-
N78102	Labor recruitment and provision of personnel, overseas	2	-	-	-	-
N79110	Travel agency activities	s	s	s	s	s
N79901	Activities of booking offices related to transport	s	s	s	s	s
N80100	Private security activities	26	3,346	-	1,512	-
N80200	Security systems service activities	3	-	-	-	-
N81210	General cleaning of buildings	8	909	-	165	308
N81292	Pest control services, non-agricultural	s	s	s	s	s
N82211	Customer relationship management activities	23	420,427	-	90,778	-
N82226	Medical transcription activities	s	s	s	s	s
N82910	Activities of collection agencies and credit bureaus	s	s	s	s	s
N82920	Packaging activities	s	s	s	s	s
VIII - Eastern Visayas		13	45,336	-	1,542	41,235
N77304	Renting of agricultural machinery and equipment	s	s	s	s	s
N78101	Labor recruitment and provision of personnel, local	5	5,467	-	1,542	1,366
N80100	Private security activities	5	-	-	-	-
N81210	General cleaning of buildings	s	s	s	s	s
N81299	Other building and industrial cleaning activities, n.e.c.	s	s	s	s	s
IX - Zamboanga Peninsula		14	6,429	5,000	600	383
N80100	Private security activities	14	6,429	5,000	600	383
X - Northern Mindanao		16	2,743	-	-	1,400
N78101	Labor recruitment and provision of personnel, local	s	s	s	s	s
N80100	Private security activities	10	-	-	-	-

TABLE 6a Number of Establishments and Capital Expenditures by Type of Tangible Fixed Assets for Administrative and Support Service Activities: Establishments with Total Employment of 20 and Over by Industry Sub-Class: Philippines, 2010 *(Continued)*

(Value in thousand pesos. Details may not add up to total due to rounding and/or statistical disclosure control)

2009 PSIC Code	Region / Industry Description	Number of Establishments	Capital Expenditures for Tangible Fixed Assets				
			Total	Land	Buildings, Other Structures and Land Improvements	Transport Equipment	
		(1)	(2)	(3)	(4)	(5)	
N81210	General cleaning of buildings	S	S	S	S	S	
N82191	Photocopying service activities	S	S	S	S	S	
N82211	Customer relationship management activities	S	S	S	S	S	
	XI - Davao Region	47	62,165	-	10,138	10,751	
N77305	Renting of construction and civil engineering machinery and equipment	}	12	2,639	-	-	1,607
N78101	Labor recruitment and provision of personnel, local						
N80100	Private security activities		29	12,967	-	291	9,144
N81210	General cleaning of buildings		3	253	-	-	-
N82211	Customer relationship management activities	3	46,307	-	9,847	-	
	XII - SOCCSKSARGEN	19	13,927	1,800	3,092	6,187	
N78101	Labor recruitment and provision of personnel, local	13	12,566	1,800	3,092	5,589	
N80100	Private security activities	6	1,361	-	-	598	
	XIII - Caraga	7	-	-	-	-	
N80100	Private security activities	}	7	-	-	-	-
N82211	Customer relationship management activities						

TABLE 6a Number of Establishments and Capital Expenditures by Type of Tangible Fixed Assets for Administrative and Support Service Activities Establishments with Total Employment of 20 and Over by Industry Sub-Class: Philippines, 2010 *(Continued)*

(Value in thousand pesos. Details may not add up to total due to rounding and/or statistical disclosure control)

2009 PSIC Code	Region / Industry Description	Capital Expenditures for Tangible Fixed Assets			
		ICT Machinery and Equipment	Other Machinery and Equipment	Valuables	Other Tangible Fixed Assets
		(6)	(7)	(8)	(9)
	<b>PHILIPPINES</b>	<b>1,832,497</b>	<b>1,170,689</b>	<b>-</b>	<b>12,353</b>
N77100	Renting and leasing of motor vehicles	s	s	s	s
N77210	Renting and leasing of recreational and sports goods	105	20,536	-	-
N77220	Renting of video tapes and disks				
N77296	Renting of audio-video machines				
N77299	Renting of personal and household goods, n.e.c.				
N77304	Renting of agricultural machinery and equipment	3,666	98,223	-	-
N77305	Renting of construction and civil engineering machinery and equipment				
N77306	Renting of computers and computer peripherals equipment				
N77307	Renting of office machinery and equipment (excluding computers)				
N77309	Renting and leasing of other machinery, equipment and tangible goods, n.e.c.	525	100,939	-	-
N78101	Labor recruitment and provision of personnel, local	18,420	16,416	-	-
N78102	Labor recruitment and provision of personnel, overseas	84,642	67,662	-	-
N78109	Other activities of employment placement agencies, n.e.c.				
N78202	Temporary labor recruitment and provision of personnel, overseas	s	s	s	s
N79110	Travel agency activities	24,370	7,580	-	-
N79901	Activities of booking offices related to transport	802	1,467	-	-
N80100	Private security activities	17,331	49,702	-	110
N80200	Security systems service activities	-	-	-	-
N80300	Investigation activities	s	s	s	s
N81100	Combined facilities support activities	s	s	s	s
N81210	General cleaning of buildings	2,872	17,474	-	15
N81292	Pest control services, non-agricultural	5,024	13,307	-	-
N81299	Other building and industrial cleaning activities, n.e.c.	-	-	-	-
N82191	Photocopying service activities	-	135	-	-
N82199	Other specialized office support activities				
N82211	Customer relationship management activities	1,614,376	642,999	-	11,701
N82212	Sales and marketing (including telemarketing) activities	8,650	780	-	-
N82219	Other call centers activities (voice), n.e.c.				
N82221	Finance and accounting activities	17,635	67,975	-	-
N82226	Medical transcription activities	10,494	1,237	-	-
N82293	Publishing outsourcing activities	s	s	s	s
N82299	Other back office operations activities, n.e.c.	s	s	s	s
N82300	Organization of conventions and trade shows	899	76	-	-
N82910	Activities of collection agencies and credit bureaus	2,569	74	-	-
N82920	Packaging activities	6,904	52,014	-	527
N82990	Other business support service activities, n.e.c.	4,576	1,295	-	-

TABLE 6a Number of Establishments and Capital Expenditures by Type of Tangible Fixed Assets for Administrative and Support Service Activities Establishments with Total Employment of 20 and Over by Industry Sub-Class: Philippines, 2010 *(Continued)*

(Value in thousand pesos. Details may not add up to total due to rounding and/or statistical disclosure control)

2009 PSIC Code	Region / Industry Description	Capital Expenditures for Tangible Fixed Assets			
		ICT Machinery and Equipment	Other Machinery and Equipment	Valuables	Other Tangible Fixed Assets
		(6)	(7)	(8)	(9)
	<b>National Capital Region</b>	<b>1,441,021</b>	<b>955,568</b>	<b>-</b>	<b>11,716</b>
N77100	Renting and leasing of motor vehicles	s	s	s	s
N77220	Renting of video tapes and disks	}	105	20,536	-
N77296	Renting of audio-video machines				
N77299	Renting of personal and household goods, n.e.c.				
N77305	Renting of construction and civil engineering machinery and equipment	3,666	98,223	-	-
N77306	Renting of computers and computer peripherals equipment	}	355	4,678	-
N77307	Renting of office machinery and equipment (excluding computers)				
N77309	Renting and leasing of other machinery, equipment and tangible goods, n.e.c.	525	100,939	-	-
N78101	Labor recruitment and provision of personnel, local	16,842	8,206	-	-
N78102	Labor recruitment and provision of personnel, overseas	83,959	67,503	-	-
N78109	Other activities of employment placement agencies, n.e.c.	s	s	s	s
N78202	Temporary labor recruitment and provision of personnel, overseas	s	s	s	s
N79110	Travel agency activities	24,084	7,574	-	-
N79901	Activities of booking offices related to transport	330	1,451	-	-
N80100	Private security activities	11,298	31,960	-	-
N80200	Security systems service activities	-	-	-	-
N80300	Investigation activities	s	s	s	s
N81100	Combined facilities support activities	s	s	s	s
N81210	General cleaning of buildings	2,424	15,474	-	15
N81292	Pest control services, non-agricultural	1,043	13,234	-	-
N82191	Photocopying service activities	s	s	s	s
N82211	Customer relationship management activities	1,244,986	495,733	-	11,701
N82212	Sales and marketing (including telemarketing) activities	}	8,650	780	-
N82219	Other call centers activities (voice), n.e.c.				
N82221	Finance and accounting activities				
N82226	Medical transcription activities	10,449	1,170	-	-
N82293	Publishing outsourcing activities	s	s	s	s
N82299	Other back office operations activities, n.e.c.	s	s	s	s
N82300	Organization of conventions and trade shows	899	76	-	-
N82910	Activities of collection agencies and credit bureaus	2,569	74	-	-
N82920	Packaging activities	5,693	18,263	-	-
N82990	Other business support service activities, n.e.c.	4,576	1,083	-	-
	<b>Cordillera Administrative Region</b>	<b>4,346</b>	<b>1,559</b>	<b>-</b>	<b>-</b>
N80100	Private security activities	}	4,346	1,559	-
N82211	Customer relationship management activities				

TABLE 6a Number of Establishments and Capital Expenditures by Type of Tangible Fixed Assets for Administrative and Support Service Activities Establishments with Total Employment of 20 and Over by Industry Sub-Class: Philippines, 2010 *(Continued)*

(Value in thousand pesos. Details may not add up to total due to rounding and/or statistical disclosure control)

2009 PSIC Code	Region / Industry Description	Capital Expenditures for Tangible Fixed Assets			
		ICT Machinery and Equipment	Other Machinery and Equipment	Valuables	Other Tangible Fixed Assets
		(6)	(7)	(8)	(9)
	<b>I-Ilocos Region</b>	<b>53</b>	<b>2,822</b>	<b>-</b>	<b>-</b>
N80100	Private security activities	53	2,712	-	-
N81210	General cleaning of buildings	}	110	-	-
N81299	Other building and industrial cleaning activities, n.e.c.				
N82211	Customer relationship management activities				
	<b>II - Cagayan Valley</b>	<b>35</b>	<b>340</b>	<b>-</b>	<b>-</b>
N77306	Renting of computers and computer peripherals equipment	}	340	-	-
N78101	Labor recruitment and provision of personnel, local				
N80100	Private security activities				
	<b>III - Central Luzon</b>	<b>73,658</b>	<b>48,650</b>	<b>-</b>	<b>-</b>
N77305	Renting of construction and civil engineering machinery and equipment	s	s	s	s
N78101	Labor recruitment and provision of personnel, local	}	-	-	-
N78102	Labor recruitment and provision of personnel, overseas				
N80100	Private security activities				
N80200	Security systems service activities	s	s	s	s
N81210	General cleaning of buildings	}	218	-	-
N81299	Other building and industrial cleaning activities, n.e.c.				
N82211	Customer relationship management activities				
	<b>IVA - CALABARZON</b>	<b>21,886</b>	<b>36,736</b>	<b>-</b>	<b>527</b>
N77305	Renting of construction and civil engineering machinery and equipment	s	s	s	s
N77309	Renting and leasing of other machinery, equipment and tangible goods, n.e.c.	s	s	s	s
N78101	Labor recruitment and provision of personnel, local	583	885	-	-
N78102	Labor recruitment and provision of personnel, overseas	341	80	-	-
N80100	Private security activities	3,496	1,397	-	-
N81210	General cleaning of buildings	-	-	-	-
N81292	Pest control services, non-agricultural	3,982	22	-	-
N82199	Other specialized office support activities	s	s	s	s
N82211	Customer relationship management activities	12,273	601	-	-
N82920	Packaging activities	1,211	33,751	-	527



TABLE 6a Number of Establishments and Capital Expenditures by Type of Tangible Fixed Assets for Administrative and Support Service Activities Establishments with Total Employment of 20 and Over by Industry Sub-Class: Philippines, 2010 *(Continued)*

(Value in thousand pesos. Details may not add up to total due to rounding and/or statistical disclosure control)

2009 PSIC Code	Region / Industry Description	Capital Expenditures for Tangible Fixed Assets			
		ICT Machinery and Equipment	Other Machinery and Equipment	Valuables	Other Tangible Fixed Assets
		(6)	(7)	(8)	(9)
	<b>IVB - MIMAROPA</b>	<b>36</b>	<b>-</b>	<b>-</b>	<b>-</b>
N80100	Private security activities	36	-	-	-
N81210	General cleaning of buildings				
	<b>V - Bicol Region</b>	<b>9,071</b>	<b>6,370</b>	<b>-</b>	<b>-</b>
N78101	Labor recruitment and provision of personnel, local	9,071	6,370	-	-
N80100	Private security activities				
N81210	General cleaning of buildings				
N82211	Customer relationship management activities				
	<b>VI - Western Visayas</b>	<b>3,293</b>	<b>3,589</b>	<b>-</b>	<b>-</b>
N77305	Renting of construction and civil engineering machinery and equipment	s	s	s	s
N77309	Renting and leasing of other machinery, equipment and tangible goods, n.e.c.	s	s	s	s
N78101	Labor recruitment and provision of personnel, local	564	2,337	-	-
N78102	Labor recruitment and provision of personnel, overseas				
N80100	Private security activities	187	474	-	-
N81210	General cleaning of buildings	42	61	-	-
N81292	Pest control services, non-agricultural				
N82211	Customer relationship management activities	2,499	505	-	-
N82990	Other business support service activities, n.e.c.	s	s	s	s
	<b>VII - Central Visayas</b>	<b>254,811</b>	<b>90,870</b>	<b>-</b>	<b>110</b>
N77210	Renting and leasing of recreational and sports goods	s	s	s	s
N77305	Renting of construction and civil engineering machinery and equipment	-	-	-	-
N77306	Renting of computers and computer peripherals equipment	7,351	5,620	-	-
N77307	Renting of office machinery and equipment (excluding computers)				
N77309	Renting and leasing of other machinery, equipment and tangible goods, n.e.c.				
N78101	Labor recruitment and provision of personnel, local	13	-	-	-
N78102	Labor recruitment and provision of personnel, overseas	-	-	-	-
N79110	Travel agency activities	s	s	s	s
N79901	Activities of booking offices related to transport	s	s	s	s
N80100	Private security activities	-	1,724	-	110
N80200	Security systems service activities	-	-	-	-
N81210	General cleaning of buildings	282	154	-	-

TABLE 6a Number of Establishments and Capital Expenditures by Type of Tangible Fixed Assets for Administrative and Support Service Activities Establishments with Total Employment of 20 and Over by Industry Sub-Class: Philippines, 2010 *(Continued)*

(Value in thousand pesos. Details may not add up to total due to rounding and/or statistical disclosure control)

2009 PSIC Code	Region / Industry Description	Capital Expenditures for Tangible Fixed Assets			
		ICT Machinery and Equipment	Other Machinery and Equipment	Valuables	Other Tangible Fixed Assets
		(6)	(7)	(8)	(9)
N81292	Pest control services, non-agricultural	S	S	S	S
N82211	Customer relationship management activities	246,364	83,285	-	-
N82226	Medical transcription activities	S	S	S	S
N82910	Activities of collection agencies and credit bureaus	S	S	S	S
N82920	Packaging activities	S	S	S	S
	<b>VIII - Eastern Visayas</b>	<b>101</b>	<b>2,458</b>	<b>-</b>	<b>-</b>
N77304	Renting of agricultural machinery and equipment	S	S	S	S
N78101	Labor recruitment and provision of personnel, local	101	2,458	-	-
N80100	Private security activities	-	-	-	-
N81210	General cleaning of buildings	S	S	S	S
N81299	Other building and industrial cleaning activities, n.e.c.	S	S	S	S
	<b>IX - Zamboanga Peninsula</b>	<b>48</b>	<b>398</b>	<b>-</b>	<b>-</b>
N80100	Private security activities	48	398	-	-
	<b>X - Northern Mindanao</b>	<b>-</b>	<b>1,343</b>	<b>-</b>	<b>-</b>
N78101	Labor recruitment and provision of personnel, local	S	S	S	S
N80100	Private security activities	-	-	-	-
N81210	General cleaning of buildings	S	S	S	S
N82191	Photocopying service activities	S	S	S	S
N82211	Customer relationship management activities	S	S	S	S
	<b>XI - Davao Region</b>	<b>23,336</b>	<b>17,941</b>	<b>-</b>	<b>-</b>
N77305	Renting of construction and civil engineering machinery and equipment	}	82	951	-
N78101	Labor recruitment and provision of personnel, local				
N80100	Private security activities				
N81210	General cleaning of buildings				
N82211	Customer relationship management activities	21,401	15,059	-	-
	<b>XII - SOCCSKSARGEN</b>	<b>803</b>	<b>2,045</b>	<b>-</b>	<b>-</b>
N78101	Labor recruitment and provision of personnel, local	430	1,654	-	-
N80100	Private security activities	372	391	-	-

TABLE 6a Number of Establishments and Capital Expenditures by Type of Tangible Fixed Assets for Administrative and Support Service Activities Establishments with Total Employment of 20 and Over by Industry Sub-Class: Philippines, 2010 *(Concluded)*

(Value in thousand pesos. Details may not add up to total due to rounding and/or statistical disclosure control)

2009 PSIC Code	Region / Industry Description	Capital Expenditures for Tangible Fixed Assets			
		ICT Machinery and Equipment	Other Machinery and Equipment	Valuables	Other Tangible Fixed Assets
		(6)	(7)	(8)	(9)
	<b>XIII - Caraga</b>	-	-	-	-
N80100	Private security activities	}	-	-	-
N82211	Customer relationship management activities		-	-	-

TABLE 6.1a Number of Establishments and Capital Expenditures for Directly Imported Tangible Fixed Assets for Administrative and Support Service Activities  
Establishments with Total Employment of 20 and Over by Industry Sub-Class: Philippines, 2010

(Value in thousand pesos. Details may not add up to total due to rounding and/or statistical disclosure control)

2009 PSIC Code	Region / Industry Description	Number of Establishments	Directly Imported Tangible Fixed Assets					
			Total	Transport Equipment	ICT Machinery and Equipment	Other Machinery and Equipment	Valuables	Other Tangible Fixed Assets
		(1)	(2)	(3)	(4)	(5)	(6)	(7)
	PHILIPPINES	1,410	82,671	-	15,087	67,584	-	-
N77100	Renting and leasing of motor vehicles	s	s	s	s	s	s	s
N77210	Renting and leasing of recreational and sports goods	6	-	-	-	-	-	-
N77220	Renting of video tapes and disks							
N77296	Renting of audio-video machines							
N77299	Renting of personal and household goods, n.e.c.	21	-	-	-	-	-	-
N77304	Renting of agricultural machinery and equipment							
N77305	Renting of construction and civil engineering machinery and equipment							
N77306	Renting of computers and computer peripherals equipment	3	-	-	-	-	-	-
N77307	Renting of office machinery and equipment (excluding computers)	4	-	-	-	-	-	-
N77309	Renting and leasing of other machinery, equipment and tangible goods, n.e.c.	10	-	-	-	-	-	-
N78101	Labor recruitment and provision of personnel, local	195	-	-	-	-	-	-
N78102	Labor recruitment and provision of personnel, overseas	167	-	-	-	-	-	-
N78109	Other activities of employment placement agencies, n.e.c.							
N78202	Temporary labor recruitment and provision of personnel, overseas	s	s	s	s	s	s	s
N79110	Travel agency activities	55	-	-	-	-	-	-
N79901	Activities of booking offices related to transport	11	-	-	-	-	-	-
N80100	Private security activities	492	-	-	-	-	-	-
N80200	Security systems service activities	10	-	-	-	-	-	-
N80300	Investigation activities	s	s	s	s	s	s	s
N81100	Combined facilities support activities	s	s	s	s	s	s	s
N81210	General cleaning of buildings	80	-	-	-	-	-	-
N81292	Pest control services, non-agricultural	11	-	-	-	-	-	-
N81299	Other building and industrial cleaning activities, n.e.c.	3	-	-	-	-	-	-
N82191	Photocopying service activities	3	-	-	-	-	-	-
N82199	Other specialized office support activities							
N82211	Customer relationship management activities	253	1,910	-	1,910	-	-	-
N82212	Sales and marketing (including telemarketing) activities	4	-	-	-	-	-	-
N82219	Other call centers activities (voice), n.e.c.							
N82221	Finance and accounting activities	3	80,761	-	13,177	67,584	-	-
N82226	Medical transcription activities	29	-	-	-	-	-	-

TABLE 6.1a Number of Establishments and Capital Expenditures for Directly Imported Tangible Fixed Assets for Administrative and Support Service Activities  
Establishments with Total Employment of 20 and Over by Industry Sub-Class: Philippines, 2010 *(Continued)*

(Value in thousand pesos. Details may not add up to total due to rounding and/or statistical disclosure control)

2009 PSIC Code	Region / Industry Description	Number of Establishments	Directly Imported Tangible Fixed Assets					
			Total	Transport Equipment	ICT Machinery and Equipment	Other Machinery and Equipment	Valuables	Other Tangible Fixed Assets
		(1)	(2)	(3)	(4)	(5)	(6)	(7)
N82293	Publishing outsourcing activities	S	S	S	S	S	S	S
N82299	Other back office operations activities, n.e.c	S	S	S	S	S	S	S
N82300	Organization of conventions and trade shows	5	-	-	-	-	-	-
N82910	Activities of collection agencies and credit bureaus	15	-	-	-	-	-	-
N82920	Packaging activities	18	-	-	-	-	-	-
N82990	Other business support service activities, n.e.c.	5	-	-	-	-	-	-
	National Capital Region	983	82,671	-	15,087	67,584	-	-
N77100	Renting and leasing of motor vehicles	S	S	S	S	S	S	S
N77220	Renting of video tapes and disks	5	-	-	-	-	-	-
N77296	Renting of audio-video machines							
N77299	Renting of personal and household goods, n.e.c.							
N77305	Renting of construction and civil engineering machinery and equipment	12	-	-	-	-	-	-
N77306	Renting of computers and computer peripherals equipment	4	-	-	-	-	-	-
N77307	Renting of office machinery and equipment (excluding computers)							
N77309	Renting and leasing of other machinery, equipment and tangible goods, n.e.c.	7	-	-	-	-	-	-
N78101	Labor recruitment and provision of personnel, local	115	-	-	-	-	-	-
N78102	Labor recruitment and provision of personnel, overseas	156	-	-	-	-	-	-
N78109	Other activities of employment placement agencies, n.e.c.	S	S	S	S	S	S	S
N78202	Temporary labor recruitment and provision of personnel, overseas	S	S	S	S	S	S	S
N79110	Travel agency activities	54	-	-	-	-	-	-
N79901	Activities of booking offices related to transport	10	-	-	-	-	-	-
N80100	Private security activities	285	-	-	-	-	-	-
N80200	Security systems service activities	6	-	-	-	-	-	-
N80300	Investigation activities	S	S	S	S	S	S	S
N81100	Combined facilities support activities	S	S	S	S	S	S	S
N81210	General cleaning of buildings	52	-	-	-	-	-	-
N81292	Pest control services, non-agricultural	6	-	-	-	-	-	-
N82191	Photocopying service activities	S	S	S	S	S	S	S
N82211	Customer relationship management activities	190	1,910	-	1,910	-	-	-
N82212	Sales and marketing (including telemarketing) activities	3	-	-	-	-	-	-
N82219	Other call centers activities (voice), n.e.c.	1	-	-	-	-	-	-

TABLE 6.1a Number of Establishments and Capital Expenditures for Directly Imported Tangible Fixed Assets for Administrative and Support Service Activities  
Establishments with Total Employment of 20 and Over by Industry Sub-Class: Philippines, 2010 *(Continued)*

(Value in thousand pesos. Details may not add up to total due to rounding and/or statistical disclosure control)

2009 PSIC Code	Region / Industry Description	Number of Establishments	Directly Imported Tangible Fixed Assets					
			Total	Transport Equipment	ICT Machinery and Equipment	Other Machinery and Equipment	Valuables	Other Tangible Fixed Assets
		(1)	(2)	(3)	(4)	(5)	(6)	(7)
N82221	Finance and accounting activities	3	80,761	-	13,177	67,584	-	-
N82226	Medical transcription activities	28	-	-	-	-	-	-
N82293	Publishing outsourcing activities	s	s	s	s	s	s	s
N82299	Other back office operations activities, n.e.c	s	s	s	s	s	s	s
N82300	Organization of conventions and trade shows	5	-	-	-	-	-	-
N82910	Activities of collection agencies and credit bureaus	14	-	-	-	-	-	-
N82920	Packaging activities	14	-	-	-	-	-	-
N82990	Other business support service activities, n.e.c.	4	-	-	-	-	-	-
	Cordillera Administrative Region	5	-	-	-	-	-	-
N80100	Private security activites	}	5	-	-	-	-	-
N82211	Customer relationship management activities							
	I-Ilocos Region	8	-	-	-	-	-	-
N80100	Private security activites	}	5	-	-	-	-	-
N81210	General cleaning of buildings							
N81299	Other building and industrial cleaning activities, n.e.c.							
N82211	Customer relationship management activities							
	II - Cagayan Valley	6	-	-	-	-	-	-
N77306	Renting of computers and computer peripherals equipment	}	6	-	-	-	-	-
N78101	Labor recruitment and provision of personnel, local							
N80100	Private security activites							
	III - Central Luzon	46	-	-	-	-	-	-
N77305	Renting of construction and civil engineering machinery and equipment	s	s	s	s	s	s	s
N78101	Labor recruitment and provision of personnel, local	}	8	-	-	-	-	-
N78102	Labor recruitment and provision of personnel, overseas							
N80100	Private security activites	17	-	-	-	-	-	-
N80200	Security systems service activities	s	s	s	s	s	s	s

TABLE 6.1a Number of Establishments and Capital Expenditures for Directly Imported Tangible Fixed Assets for Administrative and Support Service Activities  
Establishments with Total Employment of 20 and Over by Industry Sub-Class: Philippines, 2010 *(Continued)*

(Value in thousand pesos. Details may not add up to total due to rounding and/or statistical disclosure control)

2009 PSIC Code	Region / Industry Description	Number of Establishments	Directly Imported Tangible Fixed Assets					
			Total	Transport Equipment	ICT Machinery and Equipment	Other Machinery and Equipment	Valuables	Other Tangible Fixed Assets
		(1)	(2)	(3)	(4)	(5)	(6)	(7)
N81210	General cleaning of buildings	6	-	-	-	-	-	-
N81299	Other building and industrial cleaning activities, n.e.c.		-	-	-	-	-	-
N82211	Customer relationship management activities	13	-	-	-	-	-	-
IVA - CALABARZON		88	-	-	-	-	-	-
N77305	Renting of construction and civil engineering machinery and equipment	S	S	S	S	S	S	S
N77309	Renting and leasing of other machinery, equipment and tangible goods, n.e.c.	S	S	S	S	S	S	S
N78101	Labor recruitment and provision of personnel, local	22	-	-	-	-	-	-
N78102	Labor recruitment and provision of personnel, overseas	5	-	-	-	-	-	-
N80100	Private security activities	41	-	-	-	-	-	-
N81210	General cleaning of buildings	3	-	-	-	-	-	-
N81292	Pest control services, non-agricultural	3	-	-	-	-	-	-
N82199	Other specialized office support activities	S	S	S	S	S	S	S
N82211	Customer relationship management activities	7	-	-	-	-	-	-
N82920	Packaging activities	3	-	-	-	-	-	-
IVB - MIMAROPA		3	-	-	-	-	-	-
N80100	Private security activities	3	-	-	-	-	-	-
N81210	General cleaning of buildings							
V - Bicol Region		6	-	-	-	-	-	-
N78101	Labor recruitment and provision of personnel, local	6	-	-	-	-	-	-
N80100	Private security activities							
N81210	General cleaning of buildings							
N82211	Customer relationship management activities							
VI - Western Visayas		62	-	-	-	-	-	-
N77305	Renting of construction and civil engineering machinery and equipment	S	S	S	S	S	S	S
N77309	Renting and leasing of other machinery, equipment and tangible goods, n.e.c.	S	S	S	S	S	S	S

TABLE 6.1a Number of Establishments and Capital Expenditures for Directly Imported Tangible Fixed Assets for Administrative and Support Service Activities  
Establishments with Total Employment of 20 and Over by Industry Sub-Class: Philippines, 2010 *(Continued)*

(Value in thousand pesos. Details may not add up to total due to rounding and/or statistical disclosure control)

2009 PSIC Code	Region / Industry Description	Number of Establishments	Directly Imported Tangible Fixed Assets					
			Total	Transport Equipment	ICT Machinery and Equipment	Other Machinery and Equipment	Valuables	Other Tangible Fixed Assets
		(1)	(2)	(3)	(4)	(5)	(6)	(7)
N78101	Labor recruitment and provision of personnel, local	9	-	-	-	-	-	-
N78102	Labor recruitment and provision of personnel, overseas		-	-	-	-	-	-
N80100	Private security activities	37	-	-	-	-	-	-
N81210	General cleaning of buildings	4	-	-	-	-	-	-
N81292	Pest control services, non-agricultural		-	-	-	-	-	-
N82211	Customer relationship management activities	9	-	-	-	-	-	-
N82990	Other business support service activities, n.e.c.	S	S	S	S	S	S	S
VII - Central Visayas		87	-	-	-	-	-	-
N77210	Renting and leasing of recreational and sports goods	S	S	S	S	S	S	S
N77305	Renting of construction and civil engineering machinery and equipment	3	-	-	-	-	-	-
N77306	Renting of computers and computer peripherals equipment	3	-	-	-	-	-	-
N77307	Renting of office machinery and equipment (excluding computers)		-	-	-	-	-	-
N77309	Renting and leasing of other machinery, equipment and tangible goods, n.e.c.		-	-	-	-	-	-
N78101	Labor recruitment and provision of personnel, local	12	-	-	-	-	-	-
N78102	Labor recruitment and provision of personnel, overseas	2	-	-	-	-	-	-
N79110	Travel agency activities	S	S	S	S	S	S	S
N79901	Activities of booking offices related to transport	S	S	S	S	S	S	S
N80100	Private security activities	26	-	-	-	-	-	-
N80200	Security systems service activities	3	-	-	-	-	-	-
N81210	General cleaning of buildings	8	-	-	-	-	-	-
N81292	Pest control services, non-agricultural	S	S	S	S	S	S	S
N82211	Customer relationship management activities	23	-	-	-	-	-	-
N82226	Medical transcription activities	S	S	S	S	S	S	S
N82910	Activities of collection agencies and credit bureaus	S	S	S	S	S	S	S
N82920	Packaging activities	S	S	S	S	S	S	S
VIII - Eastern Visayas		13	-	-	-	-	-	-
N77304	Renting of agricultural machinery and equipment	S	S	S	S	S	S	S
N78101	Labor recruitment and provision of personnel, local	5	-	-	-	-	-	-
N80100	Private security activities	5	-	-	-	-	-	-



TABLE 6.1a Number of Establishments and Capital Expenditures for Directly Imported Tangible Fixed Assets for Administrative and Support Service Activities  
Establishments with Total Employment of 20 and Over by Industry Sub-Class: Philippines, 2010 *(Concluded)*

(Value in thousand pesos. Details may not add up to total due to rounding and/or statistical disclosure control)

2009 PSIC Code	Region / Industry Description	Number of Establishments	Directly Imported Tangible Fixed Assets						
			Total	Transport Equipment	ICT Machinery and Equipment	Other Machinery and Equipment	Valuables	Other Tangible Fixed Assets	
		(1)	(2)	(3)	(4)	(5)	(6)	(7)	
N81210	General cleaning of buildings	S	S	S	S	S	S	S	
N81299	Other building and industrial cleaning activities, n.e.c.	S	S	S	S	S	S	S	
	IX - Zamboanga Peninsula	14	-	-	-	-	-	-	
N80100	Private security activities	14	-	-	-	-	-	-	
	X - Northern Mindanao	16	-	-	-	-	-	-	
N78101	Labor recruitment and provision of personnel, local	S	S	S	S	S	S	S	
N80100	Private security activities	10	-	-	-	-	-	-	
N81210	General cleaning of buildings	S	S	S	S	S	S	S	
N82191	Photocopying service activities	S	S	S	S	S	S	S	
N82211	Customer relationship management activities	S	S	S	S	S	S	S	
	XI - Davao Region	47	-	-	-	-	-	-	
N77305	Renting of construction and civil engineering machinery and equipment	12	-	-	-	-	-	-	
N78101	Labor recruitment and provision of personnel, local		-	-	-	-	-	-	
N80100	Private security activities		29	-	-	-	-	-	-
N81210	General cleaning of buildings		3	-	-	-	-	-	-
N82211	Customer relationship management activities		3	-	-	-	-	-	-
	XII - SOCCSKSARGEN	19	-	-	-	-	-	-	
N78101	Labor recruitment and provision of personnel, local	13	-	-	-	-	-	-	
N80100	Private security activities	6	-	-	-	-	-	-	
	XIII - Caraga	7	-	-	-	-	-	-	
N80100	Private security activities	7	-	-	-	-	-	-	
N82211	Customer relationship management activities		-	-	-	-	-	-	

TABLE 6.2a Number of Establishments and Capital Expenditures for Tangible Fixed Assets by Mode of Acquisition for Administrative and Support Service Activities  
Establishments with Total Employment of 20 and Over by Industry Sub-Class: Philippines, 2010

(Value in thousand pesos. Details may not add up to total due to rounding and/or statistical disclosure control)

2009 PSIC Code	Region / Industry Description	Number of Establishments	Capital Expenditures for Tangible Fixed Assets by Mode of Acquisition				
			Total	New Fixed Assets	Major Alterations and Improvements	Land and Used	Produced on Own Account
		(1)	(2)	(3)	(4)	(5)	(6)
<b>PHILIPPINES</b>		<b>1,410</b>	<b>4,522,667</b>	<b>3,651,160</b>	<b>667,226</b>	<b>201,657</b>	<b>2,624</b>
N77100	Renting and leasing of motor vehicles	s	s	s	s	s	s
N77210	Renting and leasing of recreational and sports goods	6	40,809	25,809	-	15,000	-
N77220	Renting of video tapes and disks						
N77296	Renting of audio-video machines						
N77299	Renting of personal and household goods, n.e.c.						
N77304	Renting of agricultural machinery and equipment	21	154,490	143,490	11,000	-	-
N77305	Renting of construction and civil engineering machinery and equipment						
N77306	Renting of computers and computer peripherals equipment	3	20,821	20,821	-	-	-
N77307	Renting of office machinery and equipment (excluding computers)	4	8,357	8,357	-	-	-
N77309	Renting and leasing of other machinery, equipment and tangible goods, n.e.c.	10	197,942	122,009	933	75,000	-
N78101	Labor recruitment and provision of personnel, local	195	67,434	51,627	14,008	1,800	-
N78102	Labor recruitment and provision of personnel, overseas	167	271,781	164,014	3,704	104,063	-
N78109	Other activities of employment placement agencies, n.e.c.						
N78202	Temporary labor recruitment and provision of personnel, overseas	s	s	s	s	s	s
N79110	Travel agency activities	55	46,675	36,498	10,178	-	-
N79901	Activities of booking offices related to transport	11	3,444	3,404	40	-	-
N80100	Private security activities	492	142,144	123,313	11,088	5,194	2,549
N80200	Security systems service activities	10	-	-	-	-	-
N80300	Investigation activities	s	s	s	s	s	s
N81100	Combined facilities support activities	s	s	s	s	s	s
N81210	General cleaning of buildings	80	23,895	22,830	990	-	75
N81292	Pest control services, non-agricultural	11	26,113	25,754	359	-	-
N81299	Other building and industrial cleaning activities, n.e.c.	3	1,260	1,260	-	-	-
N82191	Photocopying service activities	3	135	135	-	-	-
N82199	Other specialized office support activities						
N82211	Customer relationship management activities	253	3,233,782	2,665,079	568,102	600	-
N82212	Sales and marketing (including telemarketing) activities	4	10,584	10,127	457	-	-
N82219	Other call centers activities (voice), n.e.c.						
N82221	Finance and accounting activities	3	91,210	85,611	5,599	-	-
N82226	Medical transcription activities	29	16,268	15,207	1,061	-	-
N82293	Publishing outsourcing activities	s	s	s	s	s	s
N82299	Other back office operations activities, n.e.c	s	s	s	s	s	s

TABLE 6.2a Number of Establishments and Capital Expenditures for Tangible Fixed Assets by Mode of Acquisition for Administrative and Support Service Activities  
Establishments with Total Employment of 20 and Over by Industry Sub-Class: Philippines, 2010 *(Continued)*

(Value in thousand pesos. Details may not add up to total due to rounding and/or statistical disclosure control)

2009 PSIC Code	Region / Industry Description	Number of Establishments	Capital Expenditures for Tangible Fixed Assets by Mode of Acquisition				
			Total	New Fixed Assets	Major Alterations and Improvements	Land and Used	Produced on Own Account
		(1)	(2)	(3)	(4)	(5)	(6)
N82300	Organization of conventions and trade shows	5	975	975	-	-	-
N82910	Activities of collection agencies and credit bureaus	15	2,643	2,643	-	-	-
N82920	Packaging activities	18	146,660	109,996	36,664	-	-
N82990	Other business support service activities, n.e.c.	5	13,760	10,770	2,990	-	-
<b>National Capital Region</b>		<b>983</b>	<b>3,594,085</b>	<b>2,916,649</b>	<b>483,020</b>	<b>194,257</b>	<b>159</b>
N77100	Renting and leasing of motor vehicles	1	-	-	-	-	-
N77220	Renting of video tapes and disks	5	39,009	24,009	-	15,000	-
N77296	Renting of audio-video machines						
N77299	Renting of personal and household goods, n.e.c.						
N77305	Renting of construction and civil engineering machinery and equipment	12	109,147	101,889	7,258	-	-
N77306	Renting of computers and computer peripherals equipment	4	8,357	8,357	-	-	-
N77307	Renting of office machinery and equipment (excluding computers)						
N77309	Renting and leasing of other machinery, equipment and tangible goods, n.e.c.	7	197,942	122,009	933	75,000	-
N78101	Labor recruitment and provision of personnel, local	115	36,157	28,986	7,171	-	-
N78102	Labor recruitment and provision of personnel, overseas	156	269,323	161,917	3,343	104,063	-
N78109	Other activities of employment placement agencies, n.e.c.	s	s	s	s	s	s
N78202	Temporary labor recruitment and provision of personnel, overseas	s	s	s	s	s	s
N79110	Travel agency activities	54	46,098	36,206	9,892	-	-
N79901	Activities of booking offices related to transport	10	2,956	2,916	40	-	-
N80100	Private security activities	285	94,656	85,900	8,477	194	84
N80200	Security systems service activities	6	-	-	-	-	-
N80300	Investigation activities	s	s	s	s	s	s
N81100	Combined facilities support activities	s	s	s	s	s	s
N81210	General cleaning of buildings	52	19,554	18,675	804	-	75
N81292	Pest control services, non-agricultural	6	21,499	21,379	120	-	-
N82191	Photocopying service activities	s	s	s	s	s	s
N82211	Customer relationship management activities	190	2,522,273	2,123,807	398,466	-	-
N82212	Sales and marketing (including telemarketing) activities	4	10,584	10,127	457	-	-
N82219	Other call centers activities (voice), n.e.c.						
N82221	Finance and accounting activities	3	91,210	85,611	5,599	-	-
N82226	Medical transcription activities	28	16,138	15,096	1,042	-	-
N82293	Publishing outsourcing activities	s	s	s	s	s	s

TABLE 6.2a Number of Establishments and Capital Expenditures for Tangible Fixed Assets by Mode of Acquisition for Administrative and Support Service Activities  
Establishments with Total Employment of 20 and Over by Industry Sub-Class: Philippines, 2010 *(Continued)*

(Value in thousand pesos. Details may not add up to total due to rounding and/or statistical disclosure control)

2009 PSIC Code	Region / Industry Description	Number of Establishments	Capital Expenditures for Tangible Fixed Assets by Mode of Acquisition				
			Total	New Fixed Assets	Major Alterations and Improvements	Land and Used	Produced on Own Account
		(1)	(2)	(3)	(4)	(5)	(6)
N82299	Other back office operations activities, n.e.c.	s	s	s	s	s	s
N82300	Organization of conventions and trade shows	5	975	975	-	-	-
N82910	Activities of collection agencies and credit bureaus	14	2,643	2,643	-	-	-
N82920	Packaging activities	14	90,398	54,022	36,376	-	-
N82990	Other business support service activities, n.e.c.	4	13,547	10,557	2,990	-	-
	<b>Cordillera Administrative Region</b>	<b>5</b>	<b>6,665</b>	<b>6,299</b>	<b>365</b>	<b>-</b>	<b>-</b>
N80100	Private security activities	}	5	6,664	6,299	365	-
N82211	Customer relationship management activities						
	<b>I-Ilocos Region</b>	<b>8</b>	<b>2,877</b>	<b>410</b>	<b>2</b>	<b>-</b>	<b>2,465</b>
N80100	Private security activities	5	2,766	301	-	-	2,465
N81210	General cleaning of buildings	}	3	112	110	2	-
N81299	Other building and industrial cleaning activities, n.e.c.						
N82211	Customer relationship management activities						
	<b>II - Cagayan Valley</b>	<b>6</b>	<b>375</b>	<b>375</b>	<b>-</b>	<b>-</b>	<b>-</b>
N77306	Renting of computers and computer peripherals equipment	}	6	375	375	-	-
N78101	Labor recruitment and provision of personnel, local						
N80100	Private security activities						
	<b>III - Central Luzon</b>	<b>46</b>	<b>213,443</b>	<b>138,722</b>	<b>74,721</b>	<b>-</b>	<b>-</b>
N77305	Renting of construction and civil engineering machinery and equipment	s	s	s	s	s	s
N78101	Labor recruitment and provision of personnel, local	}	8	4,039	3,387	652	-
N78102	Labor recruitment and provision of personnel, overseas						
N80100	Private security activities	17	10,264	9,675	589	-	-
N80200	Security systems service activities	s	s	s	s	s	s
N81210	General cleaning of buildings	}	6	218	218	-	-
N81299	Other building and industrial cleaning activities, n.e.c.						
N82211	Customer relationship management activities	13	198,922	125,442	73,480	-	-

TABLE 6.2a Number of Establishments and Capital Expenditures for Tangible Fixed Assets by Mode of Acquisition for Administrative and Support Service Activities  
Establishments with Total Employment of 20 and Over by Industry Sub-Class: Philippines, 2010 *(Continued)*

(Value in thousand pesos. Details may not add up to total due to rounding and/or statistical disclosure control)

2009 PSIC Code	Region / Industry Description	Number of Establishments	Capital Expenditures for Tangible Fixed Assets by Mode of Acquisition				
			Total	New Fixed Assets	Major Alterations and Improvements	Land and Used	Produced on Own Account
		(1)	(2)	(3)	(4)	(5)	(6)
	<b>IVA - CALABARZON</b>	<b>88</b>	<b>89,432</b>	<b>86,323</b>	<b>3,109</b>	<b>-</b>	<b>-</b>
N77305	Renting of construction and civil engineering machinery and equipment	S	S	S	S	S	S
N77309	Renting and leasing of other machinery, equipment and tangible goods, n.e.c.	S	S	S	S	S	S
N78101	Labor recruitment and provision of personnel, local	22	2,907	2,540	366	-	-
N78102	Labor recruitment and provision of personnel, overseas	5	1,128	1,118	10	-	-
N80100	Private security activities	41	8,717	8,329	388	-	-
N81210	General cleaning of buildings	3	-	-	-	-	-
N81292	Pest control services, non-agricultural	3	4,004	4,004	-	-	-
N82199	Other specialized office support activities	S	S	S	S	S	S
N82211	Customer relationship management activities	7	14,931	12,875	2,056	-	-
N82920	Packaging activities	3	56,262	55,974	288	-	-
	<b>IVB - MIMAROPA</b>	<b>3</b>	<b>55</b>	<b>36</b>	<b>19</b>	<b>-</b>	<b>-</b>
N80100	Private security activities	}	3	55	36	19	-
N81210	General cleaning of buildings						
	<b>V - Bicol Region</b>	<b>6</b>	<b>19,649</b>	<b>15,487</b>	<b>4,162</b>	<b>-</b>	<b>-</b>
N78101	Labor recruitment and provision of personnel, local	}	6	19,649	15,487	4,162	-
N80100	Private security activities						
N81210	General cleaning of buildings						
N82211	Customer relationship management activities						
	<b>VI - Western Visayas</b>	<b>62</b>	<b>11,067</b>	<b>8,644</b>	<b>1,822</b>	<b>600</b>	<b>-</b>
N77305	Renting of construction and civil engineering machinery and equipment	S	S	S	S	S	S
N77309	Renting and leasing of other machinery, equipment and tangible goods, n.e.c.	S	S	S	S	S	S
N78101	Labor recruitment and provision of personnel, local	}	9	4,469	3,813	656	-
N78102	Labor recruitment and provision of personnel, overseas						
N80100	Private security activities	}	37	1,252	1,192	60	-
N81210	General cleaning of buildings						
N81292	Pest control services, non-agricultural						
N82211	Customer relationship management activities	9	4,698	3,003	1,095	600	-

TABLE 6.2a Number of Establishments and Capital Expenditures for Tangible Fixed Assets by Mode of Acquisition for Administrative and Support Service Activities  
Establishments with Total Employment of 20 and Over by Industry Sub-Class: Philippines, 2010 *(Continued)*

(Value in thousand pesos. Details may not add up to total due to rounding and/or statistical disclosure control)

2009 PSIC Code	Region / Industry Description	Number of Establishments	Capital Expenditures for Tangible Fixed Assets by Mode of Acquisition				
			Total	New Fixed Assets	Major Alterations and Improvements	Land and Used	Produced on Own Account
		(1)	(2)	(3)	(4)	(5)	(6)
N82990	Other business support service activities, n.e.c.	S	S	S	S	S	S
	<b>VII - Central Visayas</b>	<b>87</b>	<b>454,419</b>	<b>370,234</b>	<b>84,185</b>	<b>-</b>	<b>-</b>
N77210	Renting and leasing of recreational and sports goods	S	S	S	S	S	S
N77305	Renting of construction and civil engineering machinery and equipment	3	5,251	1,509	3,742	-	-
N77306	Renting of computers and computer peripherals equipment	3	20,821	20,821	-	-	-
N77307	Renting of office machinery and equipment (excluding computers)						
N77309	Renting and leasing of other machinery, equipment and tangible goods, n.e.c.						
N78101	Labor recruitment and provision of personnel, local	12	443	13	430	-	-
N78102	Labor recruitment and provision of personnel, overseas	2	-	-	-	-	-
N79110	Travel agency activities	S	S	S	S	S	S
N79901	Activities of booking offices related to transport	S	S	S	S	S	S
N80100	Private security activities	26	3,346	2,662	684	-	-
N80200	Security systems service activities	3	-	-	-	-	-
N81210	General cleaning of buildings	8	909	744	165	-	-
N81292	Pest control services, non-agricultural	S	S	S	S	S	S
N82211	Customer relationship management activities	23	420,427	341,796	78,630	-	-
N82226	Medical transcription activities	S	S	S	S	S	S
N82910	Activities of collection agencies and credit bureaus	S	S	S	S	S	S
N82920	Packaging activities	S	S	S	S	S	S
	<b>VIII - Eastern Visayas</b>	<b>13</b>	<b>45,336</b>	<b>43,794</b>	<b>1,542</b>	<b>-</b>	<b>-</b>
N77304	Renting of agricultural machinery and equipment	S	S	S	S	S	S
N78101	Labor recruitment and provision of personnel, local	5	5,467	3,925	1,542	-	-
N80100	Private security activities	5	-	-	-	-	-
N81210	General cleaning of buildings	S	S	S	S	S	S
N81299	Other building and industrial cleaning activities, n.e.c.	S	S	S	S	S	S
	<b>IX - Zamboanga Peninsula</b>	<b>14</b>	<b>6,429</b>	<b>829</b>	<b>600</b>	<b>5,000</b>	<b>-</b>
N80100	Private security activities	14	6,429	829	600	5,000	-

TABLE 6.2a Number of Establishments and Capital Expenditures for Tangible Fixed Assets by Mode of Acquisition for Administrative and Support Service Activities  
Establishments with Total Employment of 20 and Over by Industry Sub-Class: Philippines, 2010 *(Concluded)*

(Value in thousand pesos. Details may not add up to total due to rounding and/or statistical disclosure control)

2009 PSIC Code	Region / Industry Description	Number of Establishments	Capital Expenditures for Tangible Fixed Assets by Mode of Acquisition				
			Total	New Fixed Assets	Major Alterations and Improvements	Land and Used	Produced on Own Account
		(1)	(2)	(3)	(4)	(5)	(6)
	<b>X - Northern Mindanao</b>	<b>16</b>	<b>2,743</b>	<b>2,743</b>	<b>-</b>	<b>-</b>	<b>-</b>
N78101	Labor recruitment and provision of personnel, local	5	5	5	5	5	5
N80100	Private security activities	10	-	-	-	-	-
N81210	General cleaning of buildings	5	5	5	5	5	5
N82191	Photocopying service activities	5	5	5	5	5	5
N82211	Customer relationship management activities	5	5	5	5	5	5
	<b>XI - Davao Region</b>	<b>47</b>	<b>62,165</b>	<b>51,299</b>	<b>10,866</b>	<b>-</b>	<b>-</b>
N77305	Renting of construction and civil engineering machinery and equipment	12	2,639	1,911	728	-	-
N78101	Labor recruitment and provision of personnel, local						
N80100	Private security activities						
N81210	General cleaning of buildings						
N82211	Customer relationship management activities						
	<b>XII - SOCCSKSARGEN</b>	<b>19</b>	<b>13,927</b>	<b>9,315</b>	<b>2,812</b>	<b>1,800</b>	<b>-</b>
N78101	Labor recruitment and provision of personnel, local	13	12,566	7,954	2,812	1,800	-
N80100	Private security activities	6	1,361	1,361	-	-	-
	<b>XIII - Caraga</b>	<b>7</b>	<b>-</b>	<b>-</b>	<b>-</b>	<b>-</b>	<b>-</b>
N80100	Private security activities	7	-	-	-	-	-
N82211	Customer relationship management activities						

TABLE 6.3a Number of Establishments and Capital Expenditures for Intangible Assets by Type for Administrative and Support Service Activities Establishments with Total Employment of 20 and Over by Industry Sub-Class: Philippines, 2010

(Value in thousand pesos. Details may not add up to total due to rounding and/or statistical disclosure control)

2009 PSIC Code	Region / Industry Description	Number of Establishments	Capital Expenditures for Intangible Assets				
			Total	Intangible Non-Produced Assets	Computer Software and Databases	Entertainment, Literary and Artistic Originals	Other Intangible Assets
		(1)	(2)	(3)	(4)	(5)	(6)
	<b>PHILIPPINES</b>	<b>1,410</b>	<b>234,689</b>	<b>11,934</b>	<b>222,720</b>	<b>-</b>	<b>35</b>
N77100	Renting and leasing of motor vehicles	s	s	s	s	s	s
N77210	Renting and leasing of recreational and sports goods	6	150	-	150	-	-
N77220	Renting of video tapes and disks						
N77296	Renting of audio-video machines						
N77299	Renting of personal and household goods, n.e.c.						
N77304	Renting of agricultural machinery and equipment	21	-	-	-	-	-
N77305	Renting of construction and civil engineering machinery and equipment						
N77306	Renting of computers and computer peripherals equipment	3	-	-	-	-	-
N77307	Renting of office machinery and equipment (excluding computers)	4	-	-	-	-	-
N77309	Renting and leasing of other machinery, equipment and tangible goods, n.e.c.	10	750	-	750	-	-
N78101	Labor recruitment and provision of personnel, local	195	1,237	-	1,237	-	-
N78102	Labor recruitment and provision of personnel, overseas	167	3,283	-	3,248	-	35
N78109	Other activities of employment placement agencies, n.e.c.						
N78202	Temporary labor recruitment and provision of personnel, overseas	s	s	s	s	s	s
N79110	Travel agency activities	55	2,632	-	2,632	-	-
N79901	Activities of booking offices related to transport	11	76	-	76	-	-
N80100	Private security activities	492	659	79	580	-	-
N80200	Security systems service activities	10	-	-	-	-	-
N80300	Investigation activities	s	s	s	s	s	s
N81100	Combined facilities support activities	s	s	s	s	s	s
N81210	General cleaning of buildings	80	633	-	633	-	-
N81292	Pest control services, non-agricultural	11	-	-	-	-	-
N81299	Other building and industrial cleaning activities, n.e.c.	3	-	-	-	-	-
N82191	Photocopying service activities	3	-	-	-	-	-
N82199	Other specialized office support activities						
N82211	Customer relationship management activities	253	125,882	-	125,882	-	-
N82212	Sales and marketing (including telemarketing) activities	4	11,865	11,855	10	-	-
N82219	Other call centers activities (voice), n.e.c.						
N82221	Finance and accounting activities	3	7,130	-	7,130	-	-
N82226	Medical transcription activities	29	-	-	-	-	-



TABLE 6.3a Number of Establishments and Capital Expenditures for Intangible Assets by Type for Administrative and Support Service Activities Establishments with Total Employment of 20 and Over by Industry Sub-Class: Philippines, 2010 *(Continued)*

(Value in thousand pesos. Details may not add up to total due to rounding and/or statistical disclosure control)

2009 PSIC Code	Region / Industry Description	Number of Establishments	Capital Expenditures for Intangible Assets				
			Total	Intangible Non-Produced Assets	Computer Software and Databases	Entertainment, Literary and Artistic Originals	Other Intangible Assets
		(1)	(2)	(3)	(4)	(5)	(6)
N82293	Publishing outsourcing activities	s	s	s	s	s	s
N82299	Other back office operations activities, n.e.c	s	s	s	s	s	s
N82300	Organization of conventions and trade shows	5	-	-	-	-	-
N82910	Activities of collection agencies and credit bureaus	15	92	-	92	-	-
N82920	Packaging activities	18	65,085	-	65,085	-	-
N82990	Other business support service activities, n.e.c.	5	-	-	-	-	-
	<b>National Capital Region</b>	<b>983</b>	<b>207,730</b>	<b>11,934</b>	<b>195,762</b>	<b>-</b>	<b>35</b>
N77100	Renting and leasing of motor vehicles	s	s	s	s	s	s
N77220	Renting of video tapes and disks	5	150	-	150	-	-
N77296	Renting of audio-video machines						
N77299	Renting of personal and household goods, n.e.c.						
N77305	Renting of construction and civil engineering machinery and equipment	12	-	-	-	-	-
N77306	Renting of computers and computer peripherals equipment	4	-	-	-	-	-
N77307	Renting of office machinery and equipment (excluding computers)						
N77309	Renting and leasing of other machinery, equipment and tangible goods, n.e.c.	7	750	-	750	-	-
N78101	Labor recruitment and provision of personnel, local	115	1,053	-	1,053	-	-
N78102	Labor recruitment and provision of personnel, overseas	156	3,283	-	3,248	-	35
N78109	Other activities of employment placement agencies, n.e.c.	s	s	s	s	s	s
N78202	Temporary labor recruitment and provision of personnel, overseas	s	s	s	s	s	s
N79110	Travel agency activities	54	2,632	-	2,632	-	-
N79901	Activities of booking offices related to transport	10	-	-	-	-	-
N80100	Private security activities	285	379	79	300	-	-
N80200	Security systems service activities	6	-	-	-	-	-
N80300	Investigation activities	s	s	s	s	s	s
N81100	Combined facilities support activities	s	s	s	s	s	s
N81210	General cleaning of buildings	52	582	-	582	-	-
N81292	Pest control services, non-agricultural	6	-	-	-	-	-
N82191	Photocopying service activities	s	s	s	s	s	s
N82211	Customer relationship management activities	190	99,657	-	99,657	-	-

TABLE 6.3a Number of Establishments and Capital Expenditures for Intangible Assets by Type for Administrative and Support Service Activities Establishments with Total Employment of 20 and Over by Industry Sub-Class: Philippines, 2010 *(Continued)*

(Value in thousand pesos. Details may not add up to total due to rounding and/or statistical disclosure control)

2009 PSIC Code	Region / Industry Description	Number of Establishments	Capital Expenditures for Intangible Assets					
			Total	Intangible Non-Produced Assets	Computer Software and Databases	Entertainment, Literary and Artistic Originals	Other Intangible Assets	
		(1)	(2)	(3)	(4)	(5)	(6)	
N82212	Sales and marketing (including telemarketing) activities	}	4	11,865	11,855	10	-	-
N82219	Other call centers activities (voice), n.e.c.							
N82221	Finance and accounting activities	3	7,130	-	7,130	-	-	-
N82226	Medical transcription activities	28	-	-	-	-	-	-
N82293	Publishing outsourcing activities	s	s	s	s	s	s	s
N82299	Other back office operations activities, n.e.c	s	s	s	s	s	s	s
N82300	Organization of conventions and trade shows	5	-	-	-	-	-	-
N82910	Activities of collection agencies and credit bureaus	14	-	-	-	-	-	-
N82920	Packaging activities	14	65,035	-	65,035	-	-	-
N82990	Other business support service activities, n.e.c.	4	-	-	-	-	-	-
	Cordillera Administrative Region	5	-	-	-	-	-	-
N80100	Private security activities	}	5	-	-	-	-	-
N82211	Customer relationship management activities							
	I-Ilocos Region	8	-	-	-	-	-	-
N80100	Private security activities	5	-	-	-	-	-	-
N81210	General cleaning of buildings	}	3	-	-	-	-	-
N81299	Other building and industrial cleaning activities, n.e.c.							
N82211	Customer relationship management activities							
	II - Cagayan Valley	6	-	-	-	-	-	-
N77306	Renting of computers and computer peripherals equipment	}	6	-	-	-	-	-
N78101	Labor recruitment and provision of personnel, local							
N80100	Private security activities							
	III - Central Luzon	46	20,895	-	20,895	-	-	-
N77305	Renting of construction and civil engineering machinery and equipment	s	s	s	s	s	s	s
N78101	Labor recruitment and provision of personnel, local	}	8	184	-	184	-	-
N78102	Labor recruitment and provision of personnel, overseas							
N80100	Private security activities		17	-	-	-	-	-
N80200	Security systems service activities	s	s	s	s	s	s	s

TABLE 6.3a Number of Establishments and Capital Expenditures for Intangible Assets by Type for Administrative and Support Service Activities Establishments with Total Employment of 20 and Over by Industry Sub-Class: Philippines, 2010 *(Continued)*

(Value in thousand pesos. Details may not add up to total due to rounding and/or statistical disclosure control)

2009 PSIC Code	Region / Industry Description	Number of Establishments	Capital Expenditures for Intangible Assets				
			Total	Intangible Non-Produced Assets	Computer Software and Databases	Entertainment, Literary and Artistic Originals	Other Intangible Assets
		(1)	(2)	(3)	(4)	(5)	(6)
N81210	General cleaning of buildings	6	-	-	-	-	-
N81299	Other building and industrial cleaning activities, n.e.c.		-	-	-	-	-
N82211	Customer relationship management activities	13	20,711	-	20,711	-	-
<b>IVA - CALABARZON</b>		<b>88</b>	<b>50</b>	<b>-</b>	<b>50</b>	<b>-</b>	<b>-</b>
N77305	Renting of construction and civil engineering machinery and equipment	s	s	s	s	s	s
N77309	Renting and leasing of other machinery, equipment and tangible goods, n.e.c.	s	s	s	s	s	s
N78101	Labor recruitment and provision of personnel, local	22	-	-	-	-	-
N78102	Labor recruitment and provision of personnel, overseas	5	-	-	-	-	-
N80100	Private security activities	41	-	-	-	-	-
N81210	General cleaning of buildings	3	-	-	-	-	-
N81292	Pest control services, non-agricultural	3	-	-	-	-	-
N82199	Other specialized office support activities	s	s	s	s	s	s
N82211	Customer relationship management activities	7	-	-	-	-	-
N82920	Packaging activities	3	50	-	50	-	-
<b>IVB - MIMAROPA</b>		<b>3</b>	<b>-</b>	<b>-</b>	<b>-</b>	<b>-</b>	<b>-</b>
N80100	Private security activities	3	-	-	-	-	-
N81210	General cleaning of buildings		-	-	-	-	-
<b>V - Bicol Region</b>		<b>6</b>	<b>4,568</b>	<b>-</b>	<b>4,568</b>	<b>-</b>	<b>-</b>
N78101	Labor recruitment and provision of personnel, local	6	4,568	-	4,568	-	-
N80100	Private security activities		-	-	-	-	-
N81210	General cleaning of buildings		-	-	-	-	-
N82211	Customer relationship management activities		-	-	-	-	-
<b>VI - Western Visayas</b>		<b>62</b>	<b>108</b>	<b>-</b>	<b>108</b>	<b>-</b>	<b>-</b>
N77305	Renting of construction and civil engineering machinery and equipment	s	s	s	s	s	s
N77309	Renting and leasing of other machinery, equipment and tangible goods, n.e.c.	s	s	s	s	s	s
N78101	Labor recruitment and provision of personnel, local	9	-	-	-	-	-
N78102	Labor recruitment and provision of personnel, overseas		-	-	-	-	-

TABLE 6.3a Number of Establishments and Capital Expenditures for Intangible Assets by Type for Administrative and Support Service Activities Establishments with Total Employment of 20 and Over by Industry Sub-Class: Philippines, 2010 *(Continued)*

(Value in thousand pesos. Details may not add up to total due to rounding and/or statistical disclosure control)

2009 PSIC Code	Region / Industry Description	Number of Establishments	Capital Expenditures for Intangible Assets				
			Total	Intangible Non-Produced Assets	Computer Software and Databases	Entertainment, Literary and Artistic Originals	Other Intangible Assets
		(1)	(2)	(3)	(4)	(5)	(6)
N80100	Private security activities	37	108	-	108	-	-
N81210	General cleaning of buildings	4	-	-	-	-	-
N81292	Pest control services, non-agricultural		-	-	-	-	-
N82211	Customer relationship management activities		-	-	-	-	-
N82990	Other business support service activities, n.e.c.	s	s	s	s	s	s
<b>VII - Central Visayas</b>		<b>87</b>	<b>1,241</b>	<b>-</b>	<b>1,241</b>	<b>-</b>	<b>-</b>
N77210	Renting and leasing of recreational and sports goods	s	s	s	s	s	s
N77305	Renting of construction and civil engineering machinery and equipment	3	-	-	-	-	-
N77306	Renting of computers and computer peripherals equipment	3	-	-	-	-	-
N77307	Renting of office machinery and equipment (excluding computers)		-	-	-	-	-
N77309	Renting and leasing of other machinery, equipment and tangible goods, n.e.c.		-	-	-	-	-
N78101	Labor recruitment and provision of personnel, local	12	-	-	-	-	-
N78102	Labor recruitment and provision of personnel, overseas	2	-	-	-	-	-
N79110	Travel agency activities	s	s	s	s	s	s
N79901	Activities of booking offices related to transport	s	s	s	s	s	s
N80100	Private security activities	26	127	-	127	-	-
N80200	Security systems service activities	3	-	-	-	-	-
N81210	General cleaning of buildings	8	-	-	-	-	-
N81292	Pest control services, non-agricultural	s	s	s	s	s	s
N82211	Customer relationship management activities	23	946	-	946	-	-
N82226	Medical transcription activities	s	s	s	s	s	s
N82910	Activities of collection agencies and credit bureaus	s	s	s	s	s	s
N82920	Packaging activities	s	s	s	s	s	s
<b>VIII - Eastern Visayas</b>		<b>13</b>	<b>-</b>	<b>-</b>	<b>-</b>	<b>-</b>	<b>-</b>
N77304	Renting of agricultural machinery and equipment	s	s	s	s	s	s
N78101	Labor recruitment and provision of personnel, local	5	-	-	-	-	-
N80100	Private security activities	5	-	-	-	-	-
N81210	General cleaning of buildings	s	s	s	s	s	s
N81299	Other building and industrial cleaning activities, n.e.c.	s	s	s	s	s	s

TABLE 6.3a Number of Establishments and Capital Expenditures for Intangible Assets by Type for Administrative and Support Service Activities Establishments with Total Employment of 20 and Over by Industry Sub-Class: Philippines, 2010 *(Concluded)*

(Value in thousand pesos. Details may not add up to total due to rounding and/or statistical disclosure control)

2009 PSIC Code	Region / Industry Description	Number of Establishments	Capital Expenditures for Intangible Assets				
			Total	Intangible Non-Produced Assets	Computer Software and Databases	Entertainment, Literary and Artistic Originals	Other Intangible Assets
		(1)	(2)	(3)	(4)	(5)	(6)
	<b>IX - Zamboanga Peninsula</b>	<b>14</b>	-	-	-	-	-
N80100	Private security activities	14	-	-	-	-	-
	<b>X - Northern Mindanao</b>	<b>16</b>	-	-	-	-	-
N78101	Labor recruitment and provision of personnel, local	5	5	5	5	5	5
N80100	Private security activities	10	-	-	-	-	-
N81210	General cleaning of buildings	5	5	5	5	5	5
N82191	Photocopying service activities	5	5	5	5	5	5
N82211	Customer relationship management activities	5	5	5	5	5	5
	<b>XI - Davao Region</b>	<b>47</b>	<b>81</b>	-	<b>81</b>	-	-
N77305	Renting of construction and civil engineering machinery and equipment	12	-	-	-	-	-
N78101	Labor recruitment and provision of personnel, local		-	-	-	-	-
N80100	Private security activities		30	-	30	-	-
N81210	General cleaning of buildings		51	-	51	-	-
N82211	Customer relationship management activities		-	-	-	-	-
	<b>XII - SOCCSKSARGEN</b>	<b>19</b>	<b>15</b>	-	<b>15</b>	-	-
N78101	Labor recruitment and provision of personnel, local	13	-	-	-	-	-
N80100	Private security activities	6	15	-	15	-	-
	<b>XIII - Caraga</b>	<b>7</b>	-	-	-	-	-
N80100	Private security activities	7	-	-	-	-	-
N82211	Customer relationship management activities		-	-	-	-	-

TABLE 7a Number of Establishments and Gross Additions to Tangible Fixed Assets for Administrative and Support Service Activities Establishments with Total Employment of 20 and Over by Industry Sub-Class: Philippines, 2010

(Value in thousand pesos. Details may not add up to total due to rounding and/or statistical disclosure control)

2009 PSIC Code	Region / Industry Description	Number of Establishments	Gross Additions	Capital Expenditures	Sale of Tangible Fixed Assets
		(1)	(2)	(3)	(4)
	<b>PHILIPPINES</b>	<b>1,410</b>	<b>4,431,136</b>	<b>4,522,667</b>	<b>91,531</b>
N77100	Renting and leasing of motor vehicles	s	s	s	s
N77210	Renting and leasing of recreational and sports goods	6	40,809	40,809	-
N77220	Renting of video tapes and disks				
N77296	Renting of audio-video machines				
N77299	Renting of personal and household goods, n.e.c.				
N77304	Renting of agricultural machinery and equipment	21	148,530	154,490	5,960
N77305	Renting of construction and civil engineering machinery and equipment				
N77306	Renting of computers and computer peripherals equipment	3	19,029	20,821	1,791
N77307	Renting of office machinery and equipment (excluding computers)	4	8,357	8,357	-
N77309	Renting and leasing of other machinery, equipment and tangible goods, n.e.c.	10	192,594	197,942	5,348
N78101	Labor recruitment and provision of personnel, local	195	62,927	67,434	4,507
N78102	Labor recruitment and provision of personnel, overseas	167	267,374	271,781	4,407
N78109	Other activities of employment placement agencies, n.e.c.				
N78202	Temporary labor recruitment and provision of personnel, overseas	s	s	s	s
N79110	Travel agency activities	55	46,181	46,675	494
N79901	Activities of booking offices related to transport	11	3,444	3,444	-
N80100	Private security activities	492	142,009	142,144	135
N80200	Security systems service activities	10	-	-	-
N80300	Investigation activities	s	s	s	s
N81100	Combined facilities support activities	s	s	s	s
N81210	General cleaning of buildings	80	21,832	23,895	2,063
N81292	Pest control services, non-agricultural	11	22,439	26,113	3,674
N81299	Other building and industrial cleaning activities, n.e.c.	3	1,260	1,260	-
N82191	Photocopying service activities	3	135	135	-
N82199	Other specialized office support activities				
N82211	Customer relationship management activities	253	3,173,978	3,233,782	59,804
N82212	Sales and marketing (including telemarketing) activities	4	10,447	10,584	137
N82219	Other call centers activities (voice), n.e.c.				
N82221	Finance and accounting activities	3	91,210	91,210	-
N82226	Medical transcription activities	29	16,268	16,268	-
N82293	Publishing outsourcing activities	s	s	s	s
N82299	Other back office operations activities, n.e.c.	s	s	s	s
N82300	Organization of conventions and trade shows	5	975	975	-
N82910	Activities of collection agencies and credit bureaus	15	2,643	2,643	-
N82920	Packaging activities	18	144,229	146,660	2,431
N82990	Other business support service activities, n.e.c.	5	12,981	13,760	778

TABLE 7a Number of Establishments and Gross Additions to Tangible Fixed Assets for Administrative and Support Service Activities Establishments with Total Employment of 20 and Over by Industry Sub-Class: Philippines, 2010 *(Continued)*

(Value in thousand pesos. Details may not add up to total due to rounding and/or statistical disclosure control)

2009 PSIC Code	Region / Industry Description	Number of Establishments	Gross Additions	Capital Expenditures	Sale of Tangible Fixed Assets
		(1)	(2)	(3)	(4)
	<b>National Capital Region</b>	<b>983</b>	<b>3,506,583</b>	<b>3,594,085</b>	<b>87,502</b>
N77100	Renting and leasing of motor vehicles	s	s	s	s
N77220	Renting of video tapes and disks	}	39,009	39,009	-
N77296	Renting of audio-video machines				
N77299	Renting of personal and household goods, n.e.c.				
N77305	Renting of construction and civil engineering machinery and equipment	12	103,186	109,147	5,960
N77306	Renting of computers and computer peripherals equipment	}	8,357	8,357	-
N77307	Renting of office machinery and equipment (excluding computers)				
N77309	Renting and leasing of other machinery, equipment and tangible goods, n.e.c.	7	192,594	197,942	5,348
N78101	Labor recruitment and provision of personnel, local	115	31,706	36,157	4,451
N78102	Labor recruitment and provision of personnel, overseas	156	264,916	269,323	4,407
N78109	Other activities of employment placement agencies, n.e.c.	s	s	s	s
N78202	Temporary labor recruitment and provision of personnel, overseas	s	s	s	s
N79110	Travel agency activities	54	46,098	46,098	-
N79901	Activities of booking offices related to transport	10	2,956	2,956	-
N80100	Private security activities	285	94,576	94,656	80
N80200	Security systems service activities	6	-	-	-
N80300	Investigation activities	s	s	s	s
N81100	Combined facilities support activities	s	s	s	s
N81210	General cleaning of buildings	52	18,990	19,554	563
N81292	Pest control services, non-agricultural	6	17,957	21,499	3,542
N82191	Photocopying service activities	s	s	s	s
N82211	Customer relationship management activities	190	2,462,469	2,522,273	59,804
N82212	Sales and marketing (including telemarketing) activities	}	10,447	10,584	137
N82219	Other call centers activities (voice), n.e.c.				
N82221	Finance and accounting activities	3	91,210	91,210	-
N82226	Medical transcription activities	28	16,138	16,138	-
N82293	Publishing outsourcing activities	s	s	s	s
N82299	Other back office operations activities, n.e.c.	s	s	s	s
N82300	Organization of conventions and trade shows	5	975	975	-
N82910	Activities of collection agencies and credit bureaus	14	2,643	2,643	-
N82920	Packaging activities	14	87,966	90,398	2,431
N82990	Other business support service activities, n.e.c.	4	12,768	13,547	778
	<b>Cordillera Administrative Region</b>	<b>5</b>	<b>6,665</b>	<b>6,665</b>	<b>-</b>
N80100	Private security activities	}	6,664	6,664	-
N82211	Customer relationship management activities				

TABLE 7a Number of Establishments and Gross Additions to Tangible Fixed Assets for Administrative and Support Service Activities Establishments with Total Employment of 20 and Over by Industry Sub-Class: Philippines, 2010 *(Continued)*

(Value in thousand pesos. Details may not add up to total due to rounding and/or statistical disclosure control)

2009 PSIC Code	Region / Industry Description	Number of Establishments	Gross Additions	Capital Expenditures	Sale of Tangible Fixed Assets
		(1)	(2)	(3)	(4)
	<b>I-Ilocos Region</b>	<b>8</b>	<b>2,877</b>	<b>2,877</b>	<b>-</b>
N80100	Private security activities	5	2,766	2,766	-
N81210	General cleaning of buildings	}	112	112	-
N81299	Other building and industrial cleaning activities, n.e.c.				
N82211	Customer relationship management activities				
	<b>II - Cagayan Valley</b>	<b>6</b>	<b>375</b>	<b>375</b>	<b>-</b>
N77306	Renting of computers and computer peripherals equipment	}	375	375	-
N78101	Labor recruitment and provision of personnel, local				
N80100	Private security activities				
	<b>III - Central Luzon</b>	<b>46</b>	<b>213,443</b>	<b>213,443</b>	<b>-</b>
N77305	Renting of construction and civil engineering machinery and equipment	s	s	s	s
N78101	Labor recruitment and provision of personnel, local	}	4,039	4,039	-
N78102	Labor recruitment and provision of personnel, overseas				
N80100	Private security activities				
N80200	Security systems service activities	s	s	s	s
N81210	General cleaning of buildings	}	218	218	-
N81299	Other building and industrial cleaning activities, n.e.c.				
N82211	Customer relationship management activities				
	<b>IVA - CALABARZON</b>	<b>88</b>	<b>89,432</b>	<b>89,432</b>	<b>-</b>
N77305	Renting of construction and civil engineering machinery and equipment	s	s	s	s
N77309	Renting and leasing of other machinery, equipment and tangible goods, n.e.c.	s	s	s	s
N78101	Labor recruitment and provision of personnel, local	22	2,907	2,907	-
N78102	Labor recruitment and provision of personnel, overseas	5	1,128	1,128	-
N80100	Private security activities	41	8,717	8,717	-
N81210	General cleaning of buildings	3	-	-	-
N81292	Pest control services, non-agricultural	3	4,004	4,004	-
N82199	Other specialized office support activities	s	s	s	s
N82211	Customer relationship management activities	7	14,931	14,931	-
N82920	Packaging activities	3	56,262	56,262	-



TABLE 7a Number of Establishments and Gross Additions to Tangible Fixed Assets for Administrative and Support Service Activities Establishments with Total Employment of 20 and Over by Industry Sub-Class: Philippines, 2010 *(Continued)*

(Value in thousand pesos. Details may not add up to total due to rounding and/or statistical disclosure control)

2009 PSIC Code	Region / Industry Description	Number of Establishments	Gross Additions	Capital Expenditures	Sale of Tangible Fixed Assets
		(1)	(2)	(3)	(4)
	<b>IVB - MIMAROPA</b>	<b>3</b>	<b>55</b>	<b>55</b>	<b>-</b>
N80100	Private security activities	}	3	55	-
N81210	General cleaning of buildings				
	<b>V - Bicol Region</b>	<b>6</b>	<b>19,649</b>	<b>19,649</b>	<b>-</b>
N78101	Labor recruitment and provision of personnel, local	}	6	19,649	-
N80100	Private security activities				
N81210	General cleaning of buildings				
N82211	Customer relationship management activities				
	<b>VI - Western Visayas</b>	<b>62</b>	<b>10,910</b>	<b>11,067</b>	<b>157</b>
N77305	Renting of construction and civil engineering machinery and equipment	s	s	s	s
N77309	Renting and leasing of other machinery, equipment and tangible goods, n.e.c.	s	s	s	s
N78101	Labor recruitment and provision of personnel, local	}	9	4,469	-
N78102	Labor recruitment and provision of personnel, overseas				
N80100	Private security activities	}	37	1,227	25
N81210	General cleaning of buildings				
N81292	Pest control services, non-agricultural	}	4	303	132
N82211	Customer relationship management activities				
N82990	Other business support service activities, n.e.c.	s	s	s	s
	<b>VII - Central Visayas</b>	<b>87</b>	<b>452,133</b>	<b>454,419</b>	<b>2,286</b>
N77210	Renting and leasing of recreational and sports goods	s	s	s	s
N77305	Renting of construction and civil engineering machinery and equipment	3	5,251	5,251	-
N77306	Renting of computers and computer peripherals equipment	}	3	19,029	1,791
N77307	Renting of office machinery and equipment (excluding computers)				
N77309	Renting and leasing of other machinery, equipment and tangible goods, n.e.c.				
N78101	Labor recruitment and provision of personnel, local	12	443	443	-
N78102	Labor recruitment and provision of personnel, overseas	2	-	-	-
N79110	Travel agency activities	s	s	s	s
N79901	Activities of booking offices related to transport	s	s	s	s
N80100	Private security activities	26	3,346	3,346	-
N80200	Security systems service activities	3	-	-	-
N81210	General cleaning of buildings	8	909	909	-

TABLE 7a Number of Establishments and Gross Additions to Tangible Fixed Assets for Administrative and Support Service Activities Establishments with Total Employment of 20 and Over by Industry Sub-Class: Philippines, 2010 *(Continued)*

(Value in thousand pesos. Details may not add up to total due to rounding and/or statistical disclosure control)

2009 PSIC Code	Region / Industry Description	Number of Establishments	Gross Additions	Capital Expenditures	Sale of Tangible Fixed Assets	
		(1)	(2)	(3)	(4)	
N81292	Pest control services, non-agricultural	S	S	S	S	
N82211	Customer relationship management activities	23	420,427	420,427		
N82226	Medical transcription activities	S	S	S	S	
N82910	Activities of collection agencies and credit bureaus	S	S	S	S	
N82920	Packaging activities	S	S	S	S	
	VIII - Eastern Visayas	13	45,336	45,336	-	
N77304	Renting of agricultural machinery and equipment	S	S	S	S	
N78101	Labor recruitment and provision of personnel, local	5	5,467	5,467	-	
N80100	Private security activites	5	-	-	-	
N81210	General cleaning of buildings	S	S	S	S	
N81299	Other building and industrial cleaning activities, n.e.c.	S	S	S	S	
	IX - Zamboanga Peninsula	14	6,399	6,429	30	
N80100	Private security activites	14	6,399	6,429	30	
	X - Northern Mindanao	16	1,243	2,743	1,500	
N78101	Labor recruitment and provision of personnel, local	S	S	S	S	
N80100	Private security activites	10	-	-	-	
N81210	General cleaning of buildings	S	S	S	S	
N82191	Photocopying service activities	S	S	S	S	
N82211	Customer relationship management activities	S	S	S	S	
	XI - Davao Region	47	62,118	62,165	48	
N77305	Renting of construction and civil engineering machinery and equipment	}	12	2,592	2,639	48
N78101	Labor recruitment and provision of personnel, local					
N80100	Private security activites		29	12,967	12,967	-
N81210	General cleaning of buildings		3	253	253	-
N82211	Customer relationship management activities		3	46,307	46,307	-
	XII - SOCCSKSARGEN	19	13,919	13,927	8	
N78101	Labor recruitment and provision of personnel, local	13	12,558	12,566	8	
N80100	Private security activites	6	1,361	1,361		

TABLE 7a Number of Establishments and Gross Additions to Tangible Fixed Assets for Administrative and Support Service Activities Establishments with Total Employment of 20 and Over by Industry Sub-Class: Philippines, 2010 *(Concluded)*

(Value in thousand pesos. Details may not add up to total due to rounding and/or statistical disclosure control)

2009 PSIC Code	Region / Industry Description	Number of Establishments	Gross Additions	Capital Expenditures	Sale of Tangible Fixed Assets
		(1)	(2)	(3)	(4)
	<b>XIII - Caraga</b>	7	-	-	-
N80100	Private security activities	7	-	-	-
N82211	Customer relationship management activities				

TABLE 7.1a Number of Establishments and Sale of Tangible Fixed Assets by Type for Administrative and Support Service Activities Establishments with Total Employment of 20 and Over by Industry Sub-Class: Philippines, 2010

(Value in thousand pesos. Details may not add up to total due to rounding and/or statistical disclosure control)

2009 PSIC Code	Region / Industry Description	Number of Establishments	Sale of Tangible Fixed Assets			
			Total	Land	Buildings, Other Structures and Land Improvements	Transport Equipment
		(1)	(2)	(3)	(4)	(5)
	<b>PHILIPPINES</b>	<b>1,410</b>	<b>91,531</b>	<b>5,960</b>	<b>12,397</b>	<b>19,048</b>
N77100	Renting and leasing of motor vehicles	s	s	s	s	s
N77210	Renting and leasing of recreational and sports goods	6	-	-	-	-
N77220	Renting of video tapes and disks					
N77296	Renting of audio-video machines					
N77299	Renting of personal and household goods, n.e.c.					
N77304	Renting of agricultural machinery and equipment	21	5,960	5,960	-	-
N77305	Renting of construction and civil engineering machinery and equipment					
N77306	Renting of computers and computer peripherals equipment	3	1,791	-	-	806
N77307	Renting of office machinery and equipment (excluding computers)	4	-	-	-	-
N77309	Renting and leasing of other machinery, equipment and tangible goods, n.e.c.	10	5,348	-	-	5,348
N78101	Labor recruitment and provision of personnel, local	195	4,507	-	-	8
N78102	Labor recruitment and provision of personnel, overseas	167	4,407	-	-	4,014
N78109	Other activities of employment placement agencies, n.e.c.					
N78202	Temporary labor recruitment and provision of personnel, overseas	s	s	s	s	s
N79110	Travel agency activities	55	494	-	-	50
N79901	Activities of booking offices related to transport	11	-	-	-	-
N80100	Private security activities	492	135	-	-	135
N80200	Security systems service activities	10	-	-	-	-
N80300	Investigation activities	s	s	s	s	s
N81100	Combined facilities support activities	s	s	s	s	s
N81210	General cleaning of buildings	80	2,063	-	-	1,950
N81292	Pest control services, non-agricultural	11	3,674	-	1,495	2,179
N81299	Other building and industrial cleaning activities, n.e.c.	3	-	-	-	-
N82191	Photocopying service activities	3	-	-	-	-
N82199	Other specialized office support activities					
N82211	Customer relationship management activities	253	59,804	-	10,902	1,348
N82212	Sales and marketing (including telemarketing) activities	4	137	-	-	-
N82219	Other call centers activities (voice), n.e.c.					
N82221	Finance and accounting activities	3	-	-	-	-
N82226	Medical transcription activities	29	-	-	-	-
N82293	Publishing outsourcing activities	s	s	s	s	s
N82299	Other back office operations activities, n.e.c.	s	s	s	s	s
N82300	Organization of conventions and trade shows	5	-	-	-	-

TABLE 7.1a Number of Establishments and Sale of Tangible Fixed Assets by Type for Administrative and Support Service Activities Establishments with Total Employment of 20 and Over by Industry Sub-Class: Philippines, 2010 *(Continued)*

(Value in thousand pesos. Details may not add up to total due to rounding and/or statistical disclosure control)

2009 PSIC Code	Region / Industry Description	Number of Establishments	Sale of Tangible Fixed Assets			
			Total	Land	Buildings, Other Structures and Land Improvements	Transport Equipment
		(1)	(2)	(3)	(4)	(5)
N82910	Activities of collection agencies and credit bureaus	15	-	-	-	-
N82920	Packaging activities	18	2,431	-	-	2,431
N82990	Other business support service activities, n.e.c.	5	778	-	-	778
	<b>National Capital Region</b>	<b>983</b>	<b>87,502</b>	<b>5,960</b>	<b>12,265</b>	<b>16,629</b>
N77100	Renting and leasing of motor vehicles	s	s	s	s	s
N77220	Renting of video tapes and disks	5	-	-	-	-
N77296	Renting of audio-video machines					
N77299	Renting of personal and household goods, n.e.c.					
N77305	Renting of construction and civil engineering machinery and equipment	12	5,960	5,960	-	-
N77306	Renting of computers and computer peripherals equipment	4	-	-	-	-
N77307	Renting of office machinery and equipment (excluding computers)					
N77309	Renting and leasing of other machinery, equipment and tangible goods, n.e.c.	7	5,348	-	-	5,348
N78101	Labor recruitment and provision of personnel, local	115	4,451	-	-	-
N78102	Labor recruitment and provision of personnel, overseas	156	4,407	-	-	4,014
N78109	Other activities of employment placement agencies, n.e.c.	s	s	s	s	s
N78202	Temporary labor recruitment and provision of personnel, overseas	s	s	s	s	s
N79110	Travel agency activities	54	-	-	-	-
N79901	Activities of booking offices related to transport	10	-	-	-	-
N80100	Private security activities	285	80	-	-	80
N80200	Security systems service activities	6	-	-	-	-
N80300	Investigation activities	s	s	s	s	s
N81100	Combined facilities support activities	s	s	s	s	s
N81210	General cleaning of buildings	52	563	-	-	450
N81292	Pest control services, non-agricultural	6	3,542	-	1,363	2,179
N82191	Photocopying service activities	s	s	s	s	s
N82211	Customer relationship management activities	190	59,804	-	10,902	1,348
N82212	Sales and marketing (including telemarketing) activities	4	137	-	-	-
N82219	Other call centers activities (voice), n.e.c.					
N82221	Finance and accounting activities	3	-	-	-	-
N82226	Medical transcription activities	28	-	-	-	-
N82293	Publishing outsourcing activities	s	s	s	s	s
N82299	Other back office operations activities, n.e.c.	s	s	s	s	s
N82300	Organization of conventions and trade shows	5	-	-	-	-

TABLE 7.1a Number of Establishments and Sale of Tangible Fixed Assets by Type for Administrative and Support Service Activities Establishments  
with Total Employment of 20 and Over by Industry Sub-Class: Philippines, 2010 *(Continued)*

(Value in thousand pesos. Details may not add up to total due to rounding and/or statistical disclosure control)

2009 PSIC Code	Region / Industry Description	Number of Establishments	Sale of Tangible Fixed Assets			
			Total	Land	Buildings, Other Structures and Land Improvements	Transport Equipment
		(1)	(2)	(3)	(4)	(5)
N82910	Activities of collection agencies and credit bureaus	14	-	-	-	-
N82920	Packaging activities	14	2,431	-	-	2,431
N82990	Other business support service activities, n.e.c.	4	778	-	-	778
	<b>Cordillera Administrative Region</b>	<b>5</b>	<b>-</b>	<b>-</b>	<b>-</b>	<b>-</b>
N80100	Private security activities	5	-	-	-	-
N82211	Customer relationship management activities					
	<b>I-Ilocos Region</b>	<b>8</b>	<b>-</b>	<b>-</b>	<b>-</b>	<b>-</b>
N80100	Private security activities	5	-	-	-	-
N81210	General cleaning of buildings	3	-	-	-	-
N81299	Other building and industrial cleaning activities, n.e.c.					
N82211	Customer relationship management activities					
	<b>II - Cagayan Valley</b>	<b>6</b>	<b>-</b>	<b>-</b>	<b>-</b>	<b>-</b>
N77306	Renting of computers and computer peripherals equipment	6	-	-	-	-
N78101	Labor recruitment and provision of personnel, local					
N80100	Private security activities					
	<b>III - Central Luzon</b>	<b>46</b>	<b>-</b>	<b>-</b>	<b>-</b>	<b>-</b>
N77305	Renting of construction and civil engineering machinery and equipment	5	5	5	5	5
N78101	Labor recruitment and provision of personnel, local	8	-	-	-	-
N78102	Labor recruitment and provision of personnel, overseas					
N80100	Private security activities	17	-	-	-	-
N80200	Security systems service activities	5	5	5	5	5
N81210	General cleaning of buildings	6	-	-	-	-
N81299	Other building and industrial cleaning activities, n.e.c.					
N82211	Customer relationship management activities					
	<b>IVA - CALABARZON</b>	<b>88</b>	<b>-</b>	<b>-</b>	<b>-</b>	<b>-</b>
N77305	Renting of construction and civil engineering machinery and equipment	5	5	5	5	5

TABLE 7.1a Number of Establishments and Sale of Tangible Fixed Assets by Type for Administrative and Support Service Activities Establishments with Total Employment of 20 and Over by Industry Sub-Class: Philippines, 2010 *(Continued)*

(Value in thousand pesos. Details may not add up to total due to rounding and/or statistical disclosure control)

2009 PSIC Code	Region / Industry Description	Number of Establishments	Sale of Tangible Fixed Assets			
			Total	Land	Buildings, Other Structures and Land Improvements	Transport Equipment
		(1)	(2)	(3)	(4)	(5)
N77309	Renting and leasing of other machinery, equipment and tangible goods, n.e.c.	S	S	S	S	S
N78101	Labor recruitment and provision of personnel, local	22	-	-	-	-
N78102	Labor recruitment and provision of personnel, overseas	5	-	-	-	-
N80100	Private security activities	41	-	-	-	-
N81210	General cleaning of buildings	3	-	-	-	-
N81292	Pest control services, non-agricultural	3	-	-	-	-
N82199	Other specialized office support activities	S	S	S	S	S
N82211	Customer relationship management activities	7	-	-	-	-
N82920	Packaging activities	3	-	-	-	-
	IVB - MIMAROPA	3	-	-	-	-
N80100	Private security activities	3	-	-	-	-
N81210	General cleaning of buildings					
	V - Bicol Region	6	-	-	-	-
N78101	Labor recruitment and provision of personnel, local	6	-	-	-	-
N80100	Private security activities					
N81210	General cleaning of buildings					
N82211	Customer relationship management activities					
	VI - Western Visayas	62	157	-	132	25
N77305	Renting of construction and civil engineering machinery and equipment	S	S	S	S	S
N77309	Renting and leasing of other machinery, equipment and tangible goods, n.e.c.	S	S	S	S	S
N78101	Labor recruitment and provision of personnel, local	9	-	-	-	-
N78102	Labor recruitment and provision of personnel, overseas					
N80100	Private security activities	37	25	-	-	25
N81210	General cleaning of buildings	4	132	-	132	-
N81292	Pest control services, non-agricultural					
N82211	Customer relationship management activities	9	-	-	-	-
N82990	Other business support service activities, n.e.c.	S	S	S	S	

TABLE 7.1a Number of Establishments and Sale of Tangible Fixed Assets by Type for Administrative and Support Service Activities Establishments with Total Employment of 20 and Over by Industry Sub-Class: Philippines, 2010 *(Continued)*

(Value in thousand pesos. Details may not add up to total due to rounding and/or statistical disclosure control)

2009 PSIC Code	Region / Industry Description	Number of Establishments	Sale of Tangible Fixed Assets			
			Total	Land	Buildings, Other Structures and Land Improvements	Transport Equipment
		(1)	(2)	(3)	(4)	(5)
	<b>VII - Central Visayas</b>	<b>87</b>	<b>2,286</b>	<b>-</b>	<b>-</b>	<b>856</b>
N77210	Renting and leasing of recreational and sports goods	S	S	S	S	S
N77305	Renting of construction and civil engineering machinery and equipment	3	-	-	-	-
N77306	Renting of computers and computer peripherals equipment	3	1,791	-	-	806
N77307	Renting of office machinery and equipment (excluding computers)					
N77309	Renting and leasing of other machinery, equipment and tangible goods, n.e.c.					
N78101	Labor recruitment and provision of personnel, local	12	-	-	-	-
N78102	Labor recruitment and provision of personnel, overseas	2	-	-	-	-
N79110	Travel agency activities	S	S	S	S	S
N79901	Activities of booking offices related to transport	S	S	S	S	S
N80100	Private security activities	26	-	-	-	-
N80200	Security systems service activities	3	-	-	-	-
N81210	General cleaning of buildings	8	-	-	-	-
N81292	Pest control services, non-agricultural	S	S	S	S	S
N82211	Customer relationship management activities	23	-	-	-	-
N82226	Medical transcription activities	S	S	S	S	S
N82910	Activities of collection agencies and credit bureaus	S	S	S	S	S
N82920	Packaging activities	S	S	S	S	S
	<b>VIII - Eastern Visayas</b>	<b>13</b>	<b>-</b>	<b>-</b>	<b>-</b>	<b>-</b>
N77304	Renting of agricultural machinery and equipment	S	S	S	S	S
N78101	Labor recruitment and provision of personnel, local	5	-	-	-	-
N80100	Private security activities	5	-	-	-	-
N81210	General cleaning of buildings	S	S	S	S	S
N81299	Other building and industrial cleaning activities, n.e.c.	S	S	S	S	S
	<b>IX - Zamboanga Peninsula</b>	<b>14</b>	<b>30</b>	<b>-</b>	<b>-</b>	<b>30</b>
N80100	Private security activities	14	30	-	-	30
	<b>X - Northern Mindanao</b>	<b>16</b>	<b>1,500</b>	<b>-</b>	<b>-</b>	<b>1,500</b>
N78101	Labor recruitment and provision of personnel, local	S	S	S	S	S
N80100	Private security activities	10	-	-	-	-



TABLE 7.1a Number of Establishments and Sale of Tangible Fixed Assets by Type for Administrative and Support Service Activities Establishments with Total Employment of 20 and Over by Industry Sub-Class: Philippines, 2010 *(Continued)*

(Value in thousand pesos. Details may not add up to total due to rounding and/or statistical disclosure control)

2009 PSIC Code	Region / Industry Description	Number of Establishments	Sale of Tangible Fixed Assets			
			Total	Land	Buildings, Other Structures and Land Improvements	Transport Equipment
		(1)	(2)	(3)	(4)	(5)
N81210	General cleaning of buildings	5	5	5	5	5
N82191	Photocopying service activities	5	5	5	5	5
N82211	Customer relationship management activities	5	5	5	5	5
	<b>XI - Davao Region</b>	<b>47</b>	<b>48</b>	-	-	-
N77305	Renting of construction and civil engineering machinery and equipment	12	48	-	-	-
N78101	Labor recruitment and provision of personnel, local	29	-	-	-	-
N80100	Private security activities	3	-	-	-	-
N81210	General cleaning of buildings	3	-	-	-	-
N82211	Customer relationship management activities	3	-	-	-	-
	<b>XII - SOCCSKSARGEN</b>	<b>19</b>	<b>8</b>	-	-	<b>8</b>
N78101	Labor recruitment and provision of personnel, local	13	8	-	-	8
N80100	Private security activities	6	-	-	-	-
	<b>XIII - Caraga</b>	<b>7</b>	-	-	-	-
N80100	Private security activities	7	-	-	-	-
N82211	Customer relationship management activities	7	-	-	-	-

TABLE 7.1a Number of Establishments and Sale of Tangible Fixed Assets by Type for Administrative and Support Service Activities Establishments with Total Employment of 20 and Over by Industry Sub-Class: Philippines, 2010 *(Continued)*

(Value in thousand pesos. Details may not add up to total due to rounding and/or statistical disclosure control)

2009 PSIC Code	Region / Industry Description	Sale of Tangible Fixed Assets			
		ICT Machinery and Equipment	Other Machinery and Equipment	Valuables	Other Tangible Fixed Assets
		(6)	(7)	(8)	(9)
	<b>PHILIPPINES</b>	<b>52,150</b>	<b>1,974</b>	<b>-</b>	<b>-</b>
N77100	Renting and leasing of motor vehicles	S	S	S	S
N77210	Renting and leasing of recreational and sports goods	}	}	}	}
N77220	Renting of video tapes and disks				
N77296	Renting of audio-video machines				
N77299	Renting of personal and household goods, n.e.c.				
N77304	Renting of agricultural machinery and equipment	}	}	}	}
N77305	Renting of construction and civil engineering machinery and equipment				
N77306	Renting of computers and computer peripherals equipment	54	931	-	-
N77307	Renting of office machinery and equipment (excluding computers)	-	-	-	-
N77309	Renting and leasing of other machinery, equipment and tangible goods, n.e.c.	-	-	-	-
N78101	Labor recruitment and provision of personnel, local	4,451	48	-	-
N78102	Labor recruitment and provision of personnel, overseas	}	}	}	}
N78109	Other activities of employment placement agencies, n.e.c.				
N78202	Temporary labor recruitment and provision of personnel, overseas	S	S	S	S
N79110	Travel agency activities	267	178	-	-
N79901	Activities of booking offices related to transport	-	-	-	-
N80100	Private security activities	-	-	-	-
N80200	Security systems service activities	-	-	-	-
N80300	Investigation activities	S	S	S	S
N81100	Combined facilities support activities	S	S	S	S
N81210	General cleaning of buildings	113	-	-	-
N81292	Pest control services, non-agricultural	-	-	-	-
N81299	Other building and industrial cleaning activities, n.e.c.	-	-	-	-
N82191	Photocopying service activities	}	}	}	}
N82199	Other specialized office support activities				
N82211	Customer relationship management activities	46,736	818	-	-
N82212	Sales and marketing (including telemarketing) activities	}	}	}	}
N82219	Other call centers activities (voice), n.e.c.				
N82221	Finance and accounting activities	-	-	-	-
N82226	Medical transcription activities	-	-	-	-
N82293	Publishing outsourcing activities	S	S	S	S
N82299	Other back office operations activities, n.e.c.	S	S	S	S
N82300	Organization of conventions and trade shows	-	-	-	-
N82910	Activities of collection agencies and credit bureaus	-	-	-	-
N82920	Packaging activities	-	-	-	-
N82990	Other business support service activities, n.e.c.	-	-	-	-

TABLE 7.1a Number of Establishments and Sale of Tangible Fixed Assets by Type for Administrative and Support Service Activities Establishments with Total Employment of 20 and Over by Industry Sub-Class: Philippines, 2010 *(Continued)*

(Value in thousand pesos. Details may not add up to total due to rounding and/or statistical disclosure control)

2009 PSIC Code	Region / Industry Description	Sale of Tangible Fixed Assets			
		ICT Machinery and Equipment	Other Machinery and Equipment	Valuables	Other Tangible Fixed Assets
		(6)	(7)	(8)	(9)
	<b>National Capital Region</b>	<b>51,830</b>	<b>818</b>	<b>-</b>	<b>-</b>
N77100	Renting and leasing of motor vehicles	S	S	S	S
N77220	Renting of video tapes and disks	}	-	-	-
N77296	Renting of audio-video machines				
N77299	Renting of personal and household goods, n.e.c.				
N77305	Renting of construction and civil engineering machinery and equipment	-	-	-	-
N77306	Renting of computers and computer peripherals equipment	}	-	-	-
N77307	Renting of office machinery and equipment (excluding computers)				
N77309	Renting and leasing of other machinery, equipment and tangible goods, n.e.c.	-	-	-	-
N78101	Labor recruitment and provision of personnel, local	4,451	-	-	-
N78102	Labor recruitment and provision of personnel, overseas	393	-	-	-
N78109	Other activities of employment placement agencies, n.e.c.	S	S	S	S
N78202	Temporary labor recruitment and provision of personnel, overseas	S	S	S	S
N79110	Travel agency activities	-	-	-	-
N79901	Activities of booking offices related to transport	-	-	-	-
N80100	Private security activities	-	-	-	-
N80200	Security systems service activities	-	-	-	-
N80300	Investigation activities	S	S	S	S
N81100	Combined facilities support activities	S	S	S	S
N81210	General cleaning of buildings	113	-	-	-
N81292	Pest control services, non-agricultural	-	-	-	-
N82191	Photocopying service activities	S	S	S	S
N82211	Customer relationship management activities	46,736	818	-	-
N82212	Sales and marketing (including telemarketing) activities	}	-	-	-
N82219	Other call centers activities (voice), n.e.c.				
N82221	Finance and accounting activities				
N82226	Medical transcription activities	-	-	-	-
N82293	Publishing outsourcing activities	S	S	S	S
N82299	Other back office operations activities, n.e.c.	S	S	S	S
N82300	Organization of conventions and trade shows	-	-	-	-
N82910	Activities of collection agencies and credit bureaus	-	-	-	-
N82920	Packaging activities	-	-	-	-
N82990	Other business support service activities, n.e.c.	-	-	-	-
	<b>Cordillera Administrative Region</b>	<b>-</b>	<b>-</b>	<b>-</b>	<b>-</b>
N80100	Private security activities	}	-	-	-
N82211	Customer relationship management activities				

TABLE 7.1a Number of Establishments and Sale of Tangible Fixed Assets by Type for Administrative and Support Service Activities Establishments with Total Employment of 20 and Over by Industry Sub-Class: Philippines, 2010 *(Continued)*

(Value in thousand pesos. Details may not add up to total due to rounding and/or statistical disclosure control)

2009 PSIC Code	Region / Industry Description	Sale of Tangible Fixed Assets			
		ICT Machinery and Equipment	Other Machinery and Equipment	Valuables	Other Tangible Fixed Assets
		(6)	(7)	(8)	(9)
	<b>I-Ilocos Region</b>	-	-	-	-
N80100	Private security activities	-	-	-	-
N81210	General cleaning of buildings	}	-	-	-
N81299	Other building and industrial cleaning activities, n.e.c.				
N82211	Customer relationship management activities				
	<b>II - Cagayan Valley</b>	-	-	-	-
N77306	Renting of computers and computer peripherals equipment	}	-	-	-
N78101	Labor recruitment and provision of personnel, local				
N80100	Private security activities				
	<b>III - Central Luzon</b>	-	-	-	-
N77305	Renting of construction and civil engineering machinery and equipment	S	S	S	S
N78101	Labor recruitment and provision of personnel, local	}	-	-	-
N78102	Labor recruitment and provision of personnel, overseas				
N80100	Private security activities				
N80200	Security systems service activities	S	S	S	S
N81210	General cleaning of buildings	}	-	-	-
N81299	Other building and industrial cleaning activities, n.e.c.				
N82211	Customer relationship management activities				
	<b>IVA - CALABARZON</b>	-	-	-	-
N77305	Renting of construction and civil engineering machinery and equipment	S	S	S	S
N77309	Renting and leasing of other machinery, equipment and tangible goods, n.e.c.	S	S	S	S
N78101	Labor recruitment and provision of personnel, local	-	-	-	-
N78102	Labor recruitment and provision of personnel, overseas	-	-	-	-
N80100	Private security activities	-	-	-	-
N81210	General cleaning of buildings	-	-	-	-
N81292	Pest control services, non-agricultural	-	-	-	-
N82199	Other specialized office support activities	S	S	S	S
N82211	Customer relationship management activities	-	-	-	-
N82920	Packaging activities	-	-	-	-

TABLE 7.1a Number of Establishments and Sale of Tangible Fixed Assets by Type for Administrative and Support Service Activities Establishments with Total Employment of 20 and Over by Industry Sub-Class: Philippines, 2010 *(Continued)*

(Value in thousand pesos. Details may not add up to total due to rounding and/or statistical disclosure control)

2009 PSIC Code	Region / Industry Description	Sale of Tangible Fixed Assets			
		ICT Machinery and Equipment	Other Machinery and Equipment	Valuables	Other Tangible Fixed Assets
		(6)	(7)	(8)	(9)
	<b>IVB - MIMAROPA</b>	-	-	-	-
N80100	Private security activities	}	-	-	-
N81210	General cleaning of buildings		-	-	-
	<b>V - Bicol Region</b>	-	-	-	-
N78101	Labor recruitment and provision of personnel, local	}	-	-	-
N80100	Private security activities		-	-	-
N81210	General cleaning of buildings		-	-	-
N82211	Customer relationship management activities		-	-	-
	<b>VI - Western Visayas</b>	-	-	-	-
N77305	Renting of construction and civil engineering machinery and equipment	S	S	S	S
N77309	Renting and leasing of other machinery, equipment and tangible goods, n.e.c.	S	S	S	S
N78101	Labor recruitment and provision of personnel, local	}	-	-	-
N78102	Labor recruitment and provision of personnel, overseas		-	-	-
N80100	Private security activities	}	-	-	-
N81210	General cleaning of buildings		-	-	-
N81292	Pest control services, non-agricultural		-	-	-
N82211	Customer relationship management activities	-	-	-	-
N82990	Other business support service activities, n.e.c.	S	S	S	S
	<b>VII - Central Visayas</b>	<b>320</b>	<b>1,109</b>	-	-
N77210	Renting and leasing of recreational and sports goods	S	S	S	S
N77305	Renting of construction and civil engineering machinery and equipment	-	-	-	-
N77306	Renting of computers and computer peripherals equipment	}	931	-	-
N77307	Renting of office machinery and equipment (excluding computers)				
N77309	Renting and leasing of other machinery, equipment and tangible goods, n.e.c.				
N78101	Labor recruitment and provision of personnel, local	-	-	-	-
N78102	Labor recruitment and provision of personnel, overseas	-	-	-	-
N79110	Travel agency activities	S	S	S	S
N79901	Activities of booking offices related to transport	S	S	S	S
N80100	Private security activities	-	-	-	-
N80200	Security systems service activities	-	-	-	-
N81210	General cleaning of buildings	-	-	-	-

TABLE 7.1a Number of Establishments and Sale of Tangible Fixed Assets by Type for Administrative and Support Service Activities Establishments  
with Total Employment of 20 and Over by Industry Sub-Class: Philippines, 2010 *(Continued)*

(Value in thousand pesos. Details may not add up to total due to rounding and/or statistical disclosure control)

2009 PSIC Code	Region / Industry Description	Sale of Tangible Fixed Assets			
		ICT Machinery and Equipment	Other Machinery and Equipment	Valuables	Other Tangible Fixed Assets
		(6)	(7)	(8)	(9)
N81292	Pest control services, non-agricultural	S	S	S	S
N82211	Customer relationship management activities	-	-	-	-
N82226	Medical transcription activities	S	S	S	S
N82910	Activities of collection agencies and credit bureaus	S	S	S	S
N82920	Packaging activities	S	S	S	S
	<b>VIII - Eastern Visayas</b>	-	-	-	-
N77304	Renting of agricultural machinery and equipment	S	S	S	S
N78101	Labor recruitment and provision of personnel, local	-	-	-	-
N80100	Private security activities	-	-	-	-
N81210	General cleaning of buildings	S	S	S	S
N81299	Other building and industrial cleaning activities, n.e.c.	S	S	S	S
	<b>IX - Zamboanga Peninsula</b>	-	-	-	-
N80100	Private security activities	-	-	-	-
	<b>X - Northern Mindanao</b>	-	-	-	-
N78101	Labor recruitment and provision of personnel, local	S	S	S	S
N80100	Private security activities	-	-	-	-
N81210	General cleaning of buildings	S	S	S	S
N82191	Photocopying service activities	S	S	S	S
N82211	Customer relationship management activities	S	S	S	S
	<b>XI - Davao Region</b>	-	<b>48</b>	-	-
N77305	Renting of construction and civil engineering machinery and equipment	}	48	-	-
N78101	Labor recruitment and provision of personnel, local				
N80100	Private security activities				
N81210	General cleaning of buildings				
N82211	Customer relationship management activities				
	<b>XII - SOCCSKSARGEN</b>	-	-	-	-
N78101	Labor recruitment and provision of personnel, local	-	-	-	-
N80100	Private security activities	-	-	-	-

TABLE 7.1a Number of Establishments and Sale of Tangible Fixed Assets by Type for Administrative and Support Service Activities Establishments  
with Total Employment of 20 and Over by Industry Sub-Class: Philippines, 2010 *(Concluded)*

(Value in thousand pesos. Details may not add up to total due to rounding and/or statistical disclosure control)

2009 PSIC Code	Region / Industry Description	Sale of Tangible Fixed Assets			
		ICT Machinery and Equipment	Other Machinery and Equipment	Valuables	Other Tangible Fixed Assets
		(6)	(7)	(8)	(9)
	XIII - Caraga	-	-	-	-
N80100	Private security activities	}	-	-	-
N82211	Customer relationship management activities		-	-	-

TABLE 7.2a Number of Establishments and Losses and Damages to Tangible Fixed Assets by Type for Administrative and Support Service Activities Establishments with Total Employment of 20 and Over by Industry Sub-Class: Philippines, 2010

(Value in thousand pesos. Details may not add up to total due to rounding and/or statistical disclosure control)

2009 PSIC Code	Region / Industry Description	Number of Establishments	Losses and Damages			
			Total	Land	Buildings, Other Structures and Land Improvements	Transport Equipment
		(1)	(2)	(3)	(4)	(5)
	<b>PHILIPPINES</b>	<b>1,410</b>	<b>16,171</b>	<b>-</b>	<b>5,337</b>	<b>-</b>
N77100	Renting and leasing of motor vehicles	S	S	S	S	S
N77210	Renting and leasing of recreational and sports goods	6	-	-	-	-
N77220	Renting of video tapes and disks					
N77296	Renting of audio-video machines					
N77299	Renting of personal and household goods, n.e.c.					
N77304	Renting of agricultural machinery and equipment	21	-	-	-	-
N77305	Renting of construction and civil engineering machinery and equipment					
N77306	Renting of computers and computer peripherals equipment	3	-	-	-	-
N77307	Renting of office machinery and equipment (excluding computers)	4	-	-	-	-
N77309	Renting and leasing of other machinery, equipment and tangible goods, n.e.c.	10	-	-	-	-
N78101	Labor recruitment and provision of personnel, local	195	150	-	-	-
N78102	Labor recruitment and provision of personnel, overseas	167	-	-	-	-
N78109	Other activities of employment placement agencies, n.e.c.					
N78202	Temporary labor recruitment and provision of personnel, overseas	S	S	S	S	S
N79110	Travel agency activities	55	-	-	-	-
N79901	Activities of booking offices related to transport	11	-	-	-	-
N80100	Private security activities	492	255	-	65	-
N80200	Security systems service activities	10	-	-	-	-
N80300	Investigation activities	S	S	S	S	S
N81100	Combined facilities support activities	S	S	S	S	S
N81210	General cleaning of buildings	80	-	-	-	-
N81292	Pest control services, non-agricultural	11	-	-	-	-
N81299	Other building and industrial cleaning activities, n.e.c.	3	-	-	-	-
N82191	Photocopying service activities	3	-	-	-	-
N82199	Other specialized office support activities					
N82211	Customer relationship management activities	253	15,284	-	4,790	-
N82212	Sales and marketing (including telemarketing) activities	4	-	-	-	-
N82219	Other call centers activities (voice), n.e.c.					
N82221	Finance and accounting activities	3	-	-	-	-
N82226	Medical transcription activities	29	-	-	-	-
N82293	Publishing outsourcing activities	S	S	S	S	S
N82299	Other back office operations activities, n.e.c.	S	S	S	S	S
N82300	Organization of conventions and trade shows	5	-	-	-	-



TABLE 7.2a Number of Establishments and Losses and Damages to Tangible Fixed Assets by Type for Administrative and Support Service Activities Establishments with Total Employment of 20 and Over by Industry Sub-Class: Philippines, 2010 *(Continued)*

(Value in thousand pesos. Details may not add up to total due to rounding and/or statistical disclosure control)

2009 PSIC Code	Region / Industry Description	Number of Establishments	Losses and Damages			
			Total	Land	Buildings, Other Structures and Land Improvements	Transport Equipment
		(1)	(2)	(3)	(4)	(5)
N82910	Activities of collection agencies and credit bureaus	15	-	-	-	-
N82920	Packaging activities	18	482	-	482	-
N82990	Other business support service activities, n.e.c.	5	-	-	-	-
	<b>National Capital Region</b>	<b>983</b>	<b>15,618</b>	<b>-</b>	<b>5,337</b>	<b>-</b>
N77100	Renting and leasing of motor vehicles	5	5	5	5	5
N77220	Renting of video tapes and disks	5	-	-	-	-
N77296	Renting of audio-video machines					
N77299	Renting of personal and household goods, n.e.c.					
N77305	Renting of construction and civil engineering machinery and equipment	12	-	-	-	-
N77306	Renting of computers and computer peripherals equipment	4	-	-	-	-
N77307	Renting of office machinery and equipment (excluding computers)					
N77309	Renting and leasing of other machinery, equipment and tangible goods, n.e.c.	7	-	-	-	-
N78101	Labor recruitment and provision of personnel, local	115	150	-	-	-
N78102	Labor recruitment and provision of personnel, overseas	156	-	-	-	-
N78109	Other activities of employment placement agencies, n.e.c.	5	5	5	5	5
N78202	Temporary labor recruitment and provision of personnel, overseas	5	5	5	5	5
N79110	Travel agency activities	54	-	-	-	-
N79901	Activities of booking offices related to transport	10	-	-	-	-
N80100	Private security activities	285	67	-	65	-
N80200	Security systems service activities	6	-	-	-	-
N80300	Investigation activities	5	5	5	5	5
N81100	Combined facilities support activities	5	5	5	5	5
N81210	General cleaning of buildings	52	-	-	-	-
N81292	Pest control services, non-agricultural	6	-	-	-	-
N82191	Photocopying service activities	5	5	5	5	5
N82211	Customer relationship management activities	190	14,918	-	4,790	-
N82212	Sales and marketing (including telemarketing) activities	4	-	-	-	-
N82219	Other call centers activities (voice), n.e.c.					
N82221	Finance and accounting activities					
N82226	Medical transcription activities	28	-	-	-	-
N82293	Publishing outsourcing activities	5	5	5	5	5
N82299	Other back office operations activities, n.e.c.	5	5	5	5	5
N82300	Organization of conventions and trade shows	5	-	-	-	-

TABLE 7.2a Number of Establishments and Losses and Damages to Tangible Fixed Assets by Type for Administrative and Support Service Activities Establishments with Total Employment of 20 and Over by Industry Sub-Class: Philippines, 2010 *(Continued)*

(Value in thousand pesos. Details may not add up to total due to rounding and/or statistical disclosure control)

2009 PSIC Code	Region / Industry Description	Number of Establishments	Losses and Damages			
			Total	Land	Buildings, Other Structures and Land Improvements	Transport Equipment
		(1)	(2)	(3)	(4)	(5)
N82910	Activities of collection agencies and credit bureaus	14	-	-	-	-
N82920	Packaging activities	14	482	-	482	-
N82990	Other business support service activities, n.e.c.	4	-	-	-	-
	<b>Cordillera Administrative Region</b>	<b>5</b>	<b>-</b>	<b>-</b>	<b>-</b>	<b>-</b>
N80100	Private security activities	5	-	-	-	-
N82211	Customer relationship management activities					
	<b>I-Ilocos Region</b>	<b>8</b>	<b>-</b>	<b>-</b>	<b>-</b>	<b>-</b>
N80100	Private security activities	5	-	-	-	-
N81210	General cleaning of buildings	3	-	-	-	-
N81299	Other building and industrial cleaning activities, n.e.c.					
N82211	Customer relationship management activities					
	<b>II - Cagayan Valley</b>	<b>6</b>	<b>-</b>	<b>-</b>	<b>-</b>	<b>-</b>
N77306	Renting of computers and computer peripherals equipment	6	-	-	-	-
N78101	Labor recruitment and provision of personnel, local					
N80100	Private security activities					
	<b>III - Central Luzon</b>	<b>46</b>	<b>-</b>	<b>-</b>	<b>-</b>	<b>-</b>
N77305	Renting of construction and civil engineering machinery and equipment	5	5	5	5	5
N78101	Labor recruitment and provision of personnel, local	8	-	-	-	-
N78102	Labor recruitment and provision of personnel, overseas					
N80100	Private security activities	17	-	-	-	-
N80200	Security systems service activities	5	5	5	5	5
N81210	General cleaning of buildings	6	-	-	-	-
N81299	Other building and industrial cleaning activities, n.e.c.					
N82211	Customer relationship management activities					
	<b>IVA - CALABARZON</b>	<b>88</b>	<b>-</b>	<b>-</b>	<b>-</b>	<b>-</b>
N77305	Renting of construction and civil engineering machinery and equipment	5	5	5	5	5

TABLE 7.2a Number of Establishments and Losses and Damages to Tangible Fixed Assets by Type for Administrative and Support Service Activities Establishments with Total Employment of 20 and Over by Industry Sub-Class: Philippines, 2010 *(Continued)*

(Value in thousand pesos. Details may not add up to total due to rounding and/or statistical disclosure control)

2009 PSIC Code	Region / Industry Description	Number of Establishments	Losses and Damages			
			Total	Land	Buildings, Other Structures and Land Improvements	Transport Equipment
		(1)	(2)	(3)	(4)	(5)
N77309	Renting and leasing of other machinery, equipment and tangible goods, n.e.c.	S	S	S	S	S
N78101	Labor recruitment and provision of personnel, local	22	-	-	-	-
N78102	Labor recruitment and provision of personnel, overseas	5	-	-	-	-
N80100	Private security activities	41	-	-	-	-
N81210	General cleaning of buildings	3	-	-	-	-
N81292	Pest control services, non-agricultural	3	-	-	-	-
N82199	Other specialized office support activities	S	S	S	S	S
N82211	Customer relationship management activities	7	-	-	-	-
N82920	Packaging activities	3	-	-	-	-
	<b>IVB - MIMAROPA</b>	<b>3</b>	<b>-</b>	<b>-</b>	<b>-</b>	<b>-</b>
N80100	Private security activities	3	-	-	-	-
N81210	General cleaning of buildings					
	<b>V - Bicol Region</b>	<b>6</b>	<b>-</b>	<b>-</b>	<b>-</b>	<b>-</b>
N78101	Labor recruitment and provision of personnel, local	6	-	-	-	-
N80100	Private security activities					
N81210	General cleaning of buildings					
N82211	Customer relationship management activities					
	<b>VI - Western Visayas</b>	<b>62</b>	<b>189</b>	<b>-</b>	<b>-</b>	<b>-</b>
N77305	Renting of construction and civil engineering machinery and equipment	S	S	S	S	S
N77309	Renting and leasing of other machinery, equipment and tangible goods, n.e.c.	S	S	S	S	S
N78101	Labor recruitment and provision of personnel, local	9	-	-	-	-
N78102	Labor recruitment and provision of personnel, overseas					
N80100	Private security activities	37	189	-	-	-
N81210	General cleaning of buildings	4	-	-	-	-
N81292	Pest control services, non-agricultural					
N82211	Customer relationship management activities	9	-	-	-	-
N82990	Other business support service activities, n.e.c.	S	S	S	S	S

TABLE 7.2a Number of Establishments and Losses and Damages to Tangible Fixed Assets by Type for Administrative and Support Service Activities Establishments with Total Employment of 20 and Over by Industry Sub-Class: Philippines, 2010 *(Continued)*

(Value in thousand pesos. Details may not add up to total due to rounding and/or statistical disclosure control)

2009 PSIC Code	Region / Industry Description	Number of Establishments	Losses and Damages			
			Total	Land	Buildings, Other Structures and Land Improvements	Transport Equipment
		(1)	(2)	(3)	(4)	(5)
VII - Central Visayas		87	365	-	-	-
N77210	Renting and leasing of recreational and sports goods	S	S	S	S	S
N77305	Renting of construction and civil engineering machinery and equipment	3	-	-	-	-
N77306	Renting of computers and computer peripherals equipment	3	-	-	-	-
N77307	Renting of office machinery and equipment (excluding computers)					
N77309	Renting and leasing of other machinery, equipment and tangible goods, n.e.c.					
N78101	Labor recruitment and provision of personnel, local	12	-	-	-	-
N78102	Labor recruitment and provision of personnel, overseas	2	-	-	-	-
N79110	Travel agency activities	S	S	S	S	S
N79901	Activities of booking offices related to transport	S	S	S	S	S
N80100	Private security activities	26	-	-	-	-
N80200	Security systems service activities	3	-	-	-	-
N81210	General cleaning of buildings	8	-	-	-	-
N81292	Pest control services, non-agricultural	S	S	S	S	S
N82211	Customer relationship management activities	23	365	-	-	-
N82226	Medical transcription activities	S	S	S	S	S
N82910	Activities of collection agencies and credit bureaus	S	S	S	S	S
N82920	Packaging activities	S	S	S	S	S
VIII - Eastern Visayas		13	-	-	-	-
N77304	Renting of agricultural machinery and equipment	S	S	S	S	S
N78101	Labor recruitment and provision of personnel, local	5	-	-	-	-
N80100	Private security activities	5	-	-	-	-
N81210	General cleaning of buildings	S	S	S	S	S
N81299	Other building and industrial cleaning activities, n.e.c.	S	S	S	S	S
IX - Zamboanga Peninsula		14	-	-	-	-
N80100	Private security activities	14	-	-	-	-
X - Northern Mindanao		16	-	-	-	-
N78101	Labor recruitment and provision of personnel, local	S	S	S	S	S
N80100	Private security activities	10	-	-	-	-

TABLE 7.2a Number of Establishments and Losses and Damages to Tangible Fixed Assets by Type for Administrative and Support Service Activities Establishments with Total Employment of 20 and Over by Industry Sub-Class: Philippines, 2010 *(Continued)*

(Value in thousand pesos. Details may not add up to total due to rounding and/or statistical disclosure control)

2009 PSIC Code	Region / Industry Description	Number of Establishments	Losses and Damages			
			Total	Land	Buildings, Other Structures and Land Improvements	Transport Equipment
		(1)	(2)	(3)	(4)	(5)
N81210	General cleaning of buildings	S	S	S	S	S
N82191	Photocopying service activities	S	S	S	S	S
N82211	Customer relationship management activities	S	S	S	S	S
<b>XI - Davao Region</b>		<b>47</b>	-	-	-	-
N77305	Renting of construction and civil engineering machinery and equipment	}	12	-	-	-
N78101	Labor recruitment and provision of personnel, local					
N80100	Private security activities		29	-	-	-
N81210	General cleaning of buildings		3	-	-	-
N82211	Customer relationship management activities		3	-	-	-
<b>XII - SOCCSKSARGEN</b>		<b>19</b>	-	-	-	-
N78101	Labor recruitment and provision of personnel, local		13	-	-	-
N80100	Private security activities		6	-	-	-
<b>XIII - Caraga</b>		<b>7</b>	-	-	-	-
N80100	Private security activities	}	7	-	-	-
N82211	Customer relationship management activities					

TABLE 7.2a Number of Establishments and Losses and Damages to Tangible Fixed Assets by Type for Administrative and Support Service Activities Establishments with Total Employment of 20 and Over by Industry Sub-Class: Philippines, 2010 *(Continued)*

(Value in thousand pesos. Details may not add up to total due to rounding and/or statistical disclosure control)

2009 PSIC Code	Region / Industry Description	Losses and Damages			
		ICT Machinery and Equipment	Other Machinery and Equipment	Valuables	Other Tangible Fixed Assets
		(6)	(7)	(8)	(9)
	<b>PHILIPPINES</b>	<b>10,645</b>	<b>189</b>	<b>-</b>	<b>-</b>
N77100	Renting and leasing of motor vehicles	S	S	S	S
N77210	Renting and leasing of recreational and sports goods	}	-	-	-
N77220	Renting of video tapes and disks				
N77296	Renting of audio-video machines				
N77299	Renting of personal and household goods, n.e.c.				
N77304	Renting of agricultural machinery and equipment	}	-	-	-
N77305	Renting of construction and civil engineering machinery and equipment				
N77306	Renting of computers and computer peripherals equipment	-	-	-	-
N77307	Renting of office machinery and equipment (excluding computers)	-	-	-	-
N77309	Renting and leasing of other machinery, equipment and tangible goods, n.e.c.	-	-	-	-
N78101	Labor recruitment and provision of personnel, local	150	-	-	-
N78102	Labor recruitment and provision of personnel, overseas	}	-	-	-
N78109	Other activities of employment placement agencies, n.e.c.				
N78202	Temporary labor recruitment and provision of personnel, overseas	S	S	S	S
N79110	Travel agency activities	-	-	-	-
N79901	Activities of booking offices related to transport	-	-	-	-
N80100	Private security activities	1	189	-	-
N80200	Security systems service activities	-	-	-	-
N80300	Investigation activities	S	S	S	S
N81100	Combined facilities support activities	S	S	S	S
N81210	General cleaning of buildings	-	-	-	-
N81292	Pest control services, non-agricultural	-	-	-	-
N81299	Other building and industrial cleaning activities, n.e.c.	-	-	-	-
N82191	Photocopying service activities	}	-	-	-
N82199	Other specialized office support activities				
N82211	Customer relationship management activities	10,494	-	-	-
N82212	Sales and marketing (including telemarketing) activities	}	-	-	-
N82219	Other call centers activities (voice), n.e.c.				
N82221	Finance and accounting activities	-	-	-	-
N82226	Medical transcription activities	-	-	-	-
N82293	Publishing outsourcing activities	S	S	S	S
N82299	Other back office operations activities, n.e.c.	S	S	S	S
N82300	Organization of conventions and trade shows	-	-	-	-
N82910	Activities of collection agencies and credit bureaus	-	-	-	-
N82920	Packaging activities	-	-	-	-
N82990	Other business support service activities, n.e.c.	-	-	-	-

TABLE 7.2a Number of Establishments and Losses and Damages to Tangible Fixed Assets by Type for Administrative and Support Service Activities Establishments with Total Employment of 20 and Over by Industry Sub-Class: Philippines, 2010 *(Continued)*

(Value in thousand pesos. Details may not add up to total due to rounding and/or statistical disclosure control)

2009 PSIC Code	Region / Industry Description	Losses and Damages			
		ICT Machinery and Equipment	Other Machinery and Equipment	Valuables	Other Tangible Fixed Assets
		(6)	(7)	(8)	(9)
	<b>National Capital Region</b>	<b>10,280</b>	-	-	-
N77100	Renting and leasing of motor vehicles	S	S	S	S
N77220	Renting of video tapes and disks	}	-	-	-
N77296	Renting of audio-video machines				
N77299	Renting of personal and household goods, n.e.c.				
N77305	Renting of construction and civil engineering machinery and equipment	-	-	-	-
N77306	Renting of computers and computer peripherals equipment	}	-	-	-
N77307	Renting of office machinery and equipment (excluding computers)				
N77309	Renting and leasing of other machinery, equipment and tangible goods, n.e.c.	-	-	-	-
N78101	Labor recruitment and provision of personnel, local	150	-	-	-
N78102	Labor recruitment and provision of personnel, overseas	-	-	-	-
N78109	Other activities of employment placement agencies, n.e.c.	S	S	S	S
N78202	Temporary labor recruitment and provision of personnel, overseas	S	S	S	S
N79110	Travel agency activities	-	-	-	-
N79901	Activities of booking offices related to transport	-	-	-	-
N80100	Private security activities	1	-	-	-
N80200	Security systems service activities	-	-	-	-
N80300	Investigation activities	S	S	S	S
N81100	Combined facilities support activities	S	S	S	S
N81210	General cleaning of buildings	-	-	-	-
N81292	Pest control services, non-agricultural	-	-	-	-
N82191	Photocopying service activities	S	S	S	S
N82211	Customer relationship management activities	10,129	-	-	-
N82212	Sales and marketing (including telemarketing) activities	}	-	-	-
N82219	Other call centers activities (voice), n.e.c.				
N82221	Finance and accounting activities				
N82226	Medical transcription activities	-	-	-	-
N82293	Publishing outsourcing activities	S	S	S	S
N82299	Other back office operations activities, n.e.c.	S	S	S	S
N82300	Organization of conventions and trade shows	-	-	-	-
N82910	Activities of collection agencies and credit bureaus	-	-	-	-
N82920	Packaging activities	-	-	-	-
N82990	Other business support service activities, n.e.c.	-	-	-	-
	<b>Cordillera Administrative Region</b>	-	-	-	-
N80100	Private security activities	}	-	-	-
N82211	Customer relationship management activities				

TABLE 7.2a Number of Establishments and Losses and Damages to Tangible Fixed Assets by Type for Administrative and Support Service Activities Establishments with Total Employment of 20 and Over by Industry Sub-Class: Philippines, 2010 *(Continued)*

(Value in thousand pesos. Details may not add up to total due to rounding and/or statistical disclosure control)

2009 PSIC Code	Region / Industry Description	Losses and Damages			
		ICT Machinery and Equipment	Other Machinery and Equipment	Valuables	Other Tangible Fixed Assets
		(6)	(7)	(8)	(9)
	<b>I-Ilocos Region</b>	-	-	-	-
N80100	Private security activities	-	-	-	-
N81210	General cleaning of buildings	}	-	-	-
N81299	Other building and industrial cleaning activities, n.e.c.				
N82211	Customer relationship management activities				
	<b>II - Cagayan Valley</b>	-	-	-	-
N77306	Renting of computers and computer peripherals equipment	}	-	-	-
N78101	Labor recruitment and provision of personnel, local				
N80100	Private security activities				
	<b>III - Central Luzon</b>	-	-	-	-
N77305	Renting of construction and civil engineering machinery and equipment	S	S	S	S
N78101	Labor recruitment and provision of personnel, local	}	-	-	-
N78102	Labor recruitment and provision of personnel, overseas				
N80100	Private security activities				
N80200	Security systems service activities	S	S	S	S
N81210	General cleaning of buildings	}	-	-	-
N81299	Other building and industrial cleaning activities, n.e.c.				
N82211	Customer relationship management activities				
	<b>IVA - CALABARZON</b>	-	-	-	-
N77305	Renting of construction and civil engineering machinery and equipment	S	S	S	S
N77309	Renting and leasing of other machinery, equipment and tangible goods, n.e.c.	S	S	S	S
N78101	Labor recruitment and provision of personnel, local	-	-	-	-
N78102	Labor recruitment and provision of personnel, overseas	-	-	-	-
N80100	Private security activities	-	-	-	-
N81210	General cleaning of buildings	-	-	-	-
N81292	Pest control services, non-agricultural	-	-	-	-
N82199	Other specialized office support activities	S	S	S	S
N82211	Customer relationship management activities	-	-	-	-
N82920	Packaging activities	-	-	-	-



TABLE 7.2a Number of Establishments and Losses and Damages to Tangible Fixed Assets by Type for Administrative and Support Service Activities Establishments with Total Employment of 20 and Over by Industry Sub-Class: Philippines, 2010 *(Continued)*

(Value in thousand pesos. Details may not add up to total due to rounding and/or statistical disclosure control)

2009 PSIC Code	Region / Industry Description	Losses and Damages			
		ICT Machinery and Equipment	Other Machinery and Equipment	Valuables	Other Tangible Fixed Assets
		(6)	(7)	(8)	(9)
	<b>IVB - MIMAROPA</b>	-	-	-	-
N80100	Private security activities	}	-	-	-
N81210	General cleaning of buildings		-	-	-
	<b>V - Bicol Region</b>	-	-	-	-
N78101	Labor recruitment and provision of personnel, local	}	-	-	-
N80100	Private security activities		-	-	-
N81210	General cleaning of buildings		-	-	-
N82211	Customer relationship management activities		-	-	-
	<b>VI - Western Visayas</b>	-	189	-	-
N77305	Renting of construction and civil engineering machinery and equipment	S	S	S	S
N77309	Renting and leasing of other machinery, equipment and tangible goods, n.e.c.	S	S	S	S
N78101	Labor recruitment and provision of personnel, local	}	-	-	-
N78102	Labor recruitment and provision of personnel, overseas		-	-	-
N80100	Private security activities	}	189	-	-
N81210	General cleaning of buildings		-	-	-
N81292	Pest control services, non-agricultural		-	-	-
N82211	Customer relationship management activities		-	-	-
N82990	Other business support service activities, n.e.c.	S	S	S	S
	<b>VII - Central Visayas</b>	365	-	-	-
N77210	Renting and leasing of recreational and sports goods	S	S	S	S
N77305	Renting of construction and civil engineering machinery and equipment	-	-	-	-
N77306	Renting of computers and computer peripherals equipment	}	-	-	-
N77307	Renting of office machinery and equipment (excluding computers)		-	-	-
N77309	Renting and leasing of other machinery, equipment and tangible goods, n.e.c.		-	-	-
N78101	Labor recruitment and provision of personnel, local	-	-	-	-
N78102	Labor recruitment and provision of personnel, overseas	-	-	-	-
N79110	Travel agency activities	S	S	S	S
N79901	Activities of booking offices related to transport	S	S	S	S
N80100	Private security activities	-	-	-	-
N80200	Security systems service activities	-	-	-	-
N81210	General cleaning of buildings	-	-	-	-

TABLE 7.2a Number of Establishments and Losses and Damages to Tangible Fixed Assets by Type for Administrative and Support Service Activities Establishments with Total Employment of 20 and Over by Industry Sub-Class: Philippines, 2010 *(Continued)*

(Value in thousand pesos. Details may not add up to total due to rounding and/or statistical disclosure control)

2009 PSIC Code	Region / Industry Description	Losses and Damages			
		ICT Machinery and Equipment	Other Machinery and Equipment	Valuables	Other Tangible Fixed Assets
		(6)	(7)	(8)	(9)
N81292	Pest control services, non-agricultural	S	S	S	S
N82211	Customer relationship management activities	365	-	-	-
N82226	Medical transcription activities	S	S	S	S
N82910	Activities of collection agencies and credit bureaus	S	S	S	S
N82920	Packaging activities	S	S	S	S
<b>VIII - Eastern Visayas</b>		-	-	-	-
N77304	Renting of agricultural machinery and equipment	S	S	S	S
N78101	Labor recruitment and provision of personnel, local	-	-	-	-
N80100	Private security activities	-	-	-	-
N81210	General cleaning of buildings	S	S	S	S
N81299	Other building and industrial cleaning activities, n.e.c.	S	S	S	S
<b>IX - Zamboanga Peninsula</b>		-	-	-	-
N80100	Private security activities	-	-	-	-
<b>X - Northern Mindanao</b>		-	-	-	-
N78101	Labor recruitment and provision of personnel, local	S	S	S	S
N80100	Private security activities	-	-	-	-
N81210	General cleaning of buildings	S	S	S	S
N82191	Photocopying service activities	S	S	S	S
N82211	Customer relationship management activities	S	S	S	S
<b>XI - Davao Region</b>		-	-	-	-
N77305	Renting of construction and civil engineering machinery and equipment	}	-	-	-
N78101	Labor recruitment and provision of personnel, local		-	-	-
N80100	Private security activities		-	-	-
N81210	General cleaning of buildings		-	-	-
N82211	Customer relationship management activities		-	-	-
<b>XII - SOCCSKSARGEN</b>		-	-	-	-
N78101	Labor recruitment and provision of personnel, local	-	-	-	-
N80100	Private security activities	-	-	-	-

TABLE 7.2a Number of Establishments and Losses and Damages to Tangible Fixed Assets by Type for Administrative and Support Service Activities Establishments with Total Employment of 20 and Over by Industry Sub-Class: Philippines, 2010 *(Concluded)*

(Value in thousand pesos. Details may not add up to total due to rounding and/or statistical disclosure control)

2009 PSIC Code	Region / Industry Description	Losses and Damages			
		ICT Machinery and Equipment	Other Machinery and Equipment	Valuables	Other Tangible Fixed Assets
		(6)	(7)	(8)	(9)
	XIII - Caraga	-	-	-	-
N80100	Private security activities	}	-	-	-
N82211	Customer relationship management activities		-	-	-

TABLE 8a Number of Establishments and Book Value by Type of Tangible Fixed Assets for Administrative and Support Service Activities Establishments with Total Employment of 20 and Over by Industry Sub-Class: Philippines, 2010

(Value in thousand pesos. Details may not add up to total due to rounding and/or statistical disclosure control)

2009 PSIC Code	Region / Industry Description	Number of Establishments	Book Value of Tangible Fixed Assets			
			Total	Land	Buildings, Other Structures and Land Improvements	Transport Equipment
		(1)	(2)	(3)	(4)	(5)
	<b>PHILIPPINES</b>	<b>1,410</b>	<b>33,072,237</b>	<b>2,344,653</b>	<b>12,173,896</b>	<b>3,654,039</b>
N77100	Renting and leasing of motor vehicles	s	s	s	s	s
N77210	Renting and leasing of recreational and sports goods	6	91,099	33,075	4,366	11,591
N77220	Renting of video tapes and disks					
N77296	Renting of audio-video machines					
N77299	Renting of personal and household goods, n.e.c.					
N77304	Renting of agricultural machinery and equipment	21	1,163,670	349,495	116,725	434,396
N77305	Renting of construction and civil engineering machinery and equipment					
N77306	Renting of computers and computer peripherals equipment	3	530,489	-	13,692	25,714
N77307	Renting of office machinery and equipment (excluding computers)	4	260,465	5,669	133,985	17,956
N77309	Renting and leasing of other machinery, equipment and tangible goods, n.e.c.	10	529,112	86,624	27,547	284,819
N78101	Labor recruitment and provision of personnel, local	195	577,735	53,102	218,681	101,241
N78102	Labor recruitment and provision of personnel, overseas	167	2,632,204	324,281	1,222,382	371,898
N78109	Other activities of employment placement agencies, n.e.c.					
N78202	Temporary labor recruitment and provision of personnel, overseas	s	s	s	s	s
N79110	Travel agency activities	55	313,240	3,946	83,519	56,934
N79901	Activities of booking offices related to transport	11	141,671	-	53,749	28,069
N80100	Private security activities	492	1,892,239	282,793	193,570	449,401
N80200	Security systems service activities	10	34,856	2,500	1,674	5,154
N80300	Investigation activities	s	s	s	s	s
N81100	Combined facilities support activities	s	s	s	s	s
N81210	General cleaning of buildings	80	444,186	21,195	80,609	99,092
N81292	Pest control services, non-agricultural	11	123,680	13,130	16,294	47,511
N81299	Other building and industrial cleaning activities, n.e.c.	3	94,403	1,500	38,654	4,217
N82191	Photocopying service activities	3	36,238	7,400	4,769	6,431
N82199	Other specialized office support activities					
N82211	Customer relationship management activities	253	18,824,207	81,000	8,507,240	243,639
N82212	Sales and marketing (including telemarketing) activities	4	1,472,051	-	1,047,855	6,378
N82219	Other call centers activities (voice), n.e.c.					
N82221	Finance and accounting activities	3	609,319	-	155,267	-
N82226	Medical transcription activities	29	136,986	-	39,572	8,821
N82293	Publishing outsourcing activities	s	s	s	s	s
N82299	Other back office operations activities, n.e.c.	s	s	s	s	s
N82300	Organization of conventions and trade shows	5	4,152	-	-	37

TABLE 8a Number of Establishments and Book Value by Type of Tangible Fixed Assets for Administrative and Support Service Activities Establishments with Total Employment of 20 and Over by Industry Sub-Class: Philippines, 2010 *(Continued)*

(Value in thousand pesos. Details may not add up to total due to rounding and/or statistical disclosure control)

2009 PSIC Code	Region / Industry Description	Number of Establishments	Book Value of Tangible Fixed Assets			
			Total	Land	Buildings, Other Structures and Land Improvements	Transport Equipment
		(1)	(2)	(3)	(4)	(5)
N82910	Activities of collection agencies and credit bureaus	15	117,679	7,000	10,141	21,318
N82920	Packaging activities	18	1,567,437	1,071,943	162,393	83,116
N82990	Other business support service activities, n.e.c.	5	55,615	-	25,148	4,205
	<b>National Capital Region</b>	<b>983</b>	<b>26,948,401</b>	<b>1,908,499</b>	<b>10,222,150</b>	<b>3,030,310</b>
N77100	Renting and leasing of motor vehicles	S	S	S	S	S
N77220	Renting of video tapes and disks	5	89,199	32,075	3,866	11,191
N77296	Renting of audio-video machines					
N77299	Renting of personal and household goods, n.e.c.					
N77305	Renting of construction and civil engineering machinery and equipment	12	853,932	282,491	100,828	284,282
N77306	Renting of computers and computer peripherals equipment	4	639,311	5,669	135,895	29,167
N77307	Renting of office machinery and equipment (excluding computers)					
N77309	Renting and leasing of other machinery, equipment and tangible goods, n.e.c.	7	347,869	85,624	26,086	131,653
N78101	Labor recruitment and provision of personnel, local	115	381,991	19,225	166,525	54,961
N78102	Labor recruitment and provision of personnel, overseas	156	2,622,324	324,281	1,220,857	369,146
N78109	Other activities of employment placement agencies, n.e.c.	S	S	S	S	S
N78202	Temporary labor recruitment and provision of personnel, overseas	S	S	S	S	S
N79110	Travel agency activities	54	311,511	3,946	82,795	56,570
N79901	Activities of booking offices related to transport	10	138,310	-	51,940	28,069
N80100	Private security activities	285	1,119,764	86,843	111,803	271,053
N80200	Security systems service activities	6	19,744	-	104	984
N80300	Investigation activities	S	S	S	S	S
N81100	Combined facilities support activities	S	S	S	S	S
N81210	General cleaning of buildings	52	341,926	7,601	71,122	84,734
N81292	Pest control services, non-agricultural	6	91,276	9,515	9,346	33,554
N82191	Photocopying service activities	S	S	S	S	S
N82211	Customer relationship management activities	190	14,889,578	-	6,879,994	225,434
N82212	Sales and marketing (including telemarketing) activities	4	1,472,051	-	1,047,855	6,378
N82219	Other call centers activities (voice), n.e.c.					
N82221	Finance and accounting activities	3	609,319	-	155,267	-
N82226	Medical transcription activities	28	131,137	-	39,552	8,542
N82293	Publishing outsourcing activities	S	S	S	S	S
N82299	Other back office operations activities, n.e.c.	S	S	S	S	S
N82300	Organization of conventions and trade shows	5	4,152	-	-	37

TABLE 8a Number of Establishments and Book Value by Type of Tangible Fixed Assets for Administrative and Support Service Activities Establishments with Total Employment of 20 and Over by Industry Sub-Class: Philippines, 2010 *(Continued)*

(Value in thousand pesos. Details may not add up to total due to rounding and/or statistical disclosure control)

2009 PSIC Code	Region / Industry Description	Number of Establishments	Book Value of Tangible Fixed Assets			
			Total	Land	Buildings, Other Structures and Land Improvements	Transport Equipment
		(1)	(2)	(3)	(4)	(5)
N82910	Activities of collection agencies and credit bureaus	14	116,748	7,000	10,141	20,717
N82920	Packaging activities	14	1,293,645	1,044,229	67,057	67,543
N82990	Other business support service activities, n.e.c.	4	49,108	-	24,881	4,171
	<b>Cordillera Administrative Region</b>	<b>5</b>	<b>297,547</b>	<b>830</b>	<b>210,423</b>	<b>5,096</b>
N80100	Private security activities	5	297,547	830	210,423	5,096
N82211	Customer relationship management activities					
	<b>I-Ilocos Region</b>	<b>8</b>	<b>62,988</b>	<b>1,379</b>	<b>36,454</b>	<b>2,808</b>
N80100	Private security activities	5	6,116	-	618	1,183
N81210	General cleaning of buildings	3	56,872	1,379	35,837	1,625
N81299	Other building and industrial cleaning activities, n.e.c.					
N82211	Customer relationship management activities					
	<b>II - Cagayan Valley</b>	<b>6</b>	<b>6,518</b>	<b>575</b>	<b>347</b>	<b>1,182</b>
N77306	Renting of computers and computer peripherals equipment	6	6,518	575	347	1,182
N78101	Labor recruitment and provision of personnel, local					
N80100	Private security activities					
	<b>III - Central Luzon</b>	<b>46</b>	<b>1,121,715</b>	<b>89,802</b>	<b>494,789</b>	<b>50,432</b>
N77305	Renting of construction and civil engineering machinery and equipment	s	s	s	s	s
N78101	Labor recruitment and provision of personnel, local	8	8,797	457	1,846	5,054
N78102	Labor recruitment and provision of personnel, overseas					
N80100	Private security activities	17	105,961	22,745	18,387	27,964
N80200	Security systems service activities	s	s	s	s	s
N81210	General cleaning of buildings	6	48,903	1,500	9,389	2,871
N81299	Other building and industrial cleaning activities, n.e.c.					
N82211	Customer relationship management activities					
	<b>IVA - CALABARZON</b>	<b>88</b>	<b>748,135</b>	<b>82,114</b>	<b>199,485</b>	<b>78,476</b>
N77305	Renting of construction and civil engineering machinery and equipment	s	s	s	s	s

TABLE 8a Number of Establishments and Book Value by Type of Tangible Fixed Assets for Administrative and Support Service Activities Establishments with Total Employment of 20 and Over by Industry Sub-Class: Philippines, 2010 *(Continued)*

(Value in thousand pesos. Details may not add up to total due to rounding and/or statistical disclosure control)

2009 PSIC Code	Region / Industry Description	Number of Establishments	Book Value of Tangible Fixed Assets			
			Total	Land	Buildings, Other Structures and Land Improvements	Transport Equipment
		(1)	(2)	(3)	(4)	(5)
N77309	Renting and leasing of other machinery, equipment and tangible goods, n.e.c.	s	s	s	s	s
N78101	Labor recruitment and provision of personnel, local	22	82,943	13,330	34,355	9,083
N78102	Labor recruitment and provision of personnel, overseas	5	3,396	-	283	1,329
N80100	Private security activities	41	149,974	21,566	21,625	24,209
N81210	General cleaning of buildings	3	4,353	1,800	424	1,235
N81292	Pest control services, non-agricultural	3	24,045	1,500	5,092	11,510
N82199	Other specialized office support activities	s	s	s	s	s
N82211	Customer relationship management activities	7	166,645	-	52,212	1,609
N82920	Packaging activities	3	235,286	22,713	79,752	8,564
	<b>IVB - MIMAROPA</b>	<b>3</b>	<b>830</b>	<b>-</b>	<b>38</b>	<b>170</b>
N80100	Private security activities	}	3	831	-	38
N81210	General cleaning of buildings					
	<b>V - Bicol Region</b>	<b>6</b>	<b>67,431</b>	<b>400</b>	<b>14,460</b>	<b>1,128</b>
N78101	Labor recruitment and provision of personnel, local	}	6	67,431	400	14,460
N80100	Private security activities					
N81210	General cleaning of buildings					
N82211	Customer relationship management activities					
	<b>VI - Western Visayas</b>	<b>62</b>	<b>420,515</b>	<b>14,690</b>	<b>149,230</b>	<b>79,876</b>
N77305	Renting of construction and civil engineering machinery and equipment	s	s	s	s	s
N77309	Renting and leasing of other machinery, equipment and tangible goods, n.e.c.	s	s	s	s	s
N78101	Labor recruitment and provision of personnel, local	}	9	22,831	6,769	1,484
N78102	Labor recruitment and provision of personnel, overseas					
N80100	Private security activities	37	38,059	5,500	2,414	4,006
N81210	General cleaning of buildings	}	4	6,646	921	218
N81292	Pest control services, non-agricultural					
N82211	Customer relationship management activities	9	273,453	-	144,806	616
N82990	Other business support service activities, n.e.c.	s	s	s	s	s

TABLE 8a Number of Establishments and Book Value by Type of Tangible Fixed Assets for Administrative and Support Service Activities Establishments with Total Employment of 20 and Over by Industry Sub-Class: Philippines, 2010 *(Continued)*

(Value in thousand pesos. Details may not add up to total due to rounding and/or statistical disclosure control)

2009 PSIC Code	Region / Industry Description	Number of Establishments	Book Value of Tangible Fixed Assets			
			Total	Land	Buildings, Other Structures and Land Improvements	Transport Equipment
		(1)	(2)	(3)	(4)	(5)
VII - Central Visayas		87	1,663,038	71,104	403,690	193,058
N77210	Renting and leasing of recreational and sports goods	s	s	s	s	s
N77305	Renting of construction and civil engineering machinery and equipment	3	123,158	45,600	12,139	33,260
N77306	Renting of computers and computer peripherals equipment	3	260,026	-	13,203	105,383
N77307	Renting of office machinery and equipment (excluding computers)					
N77309	Renting and leasing of other machinery, equipment and tangible goods, n.e.c.					
N78101	Labor recruitment and provision of personnel, local	12	18,789	3,500	4,426	3,925
N78102	Labor recruitment and provision of personnel, overseas	2	488	-	-	281
N79110	Travel agency activities	s	s	s	s	s
N79901	Activities of booking offices related to transport	s	s	s	s	s
N80100	Private security activities	26	78,145	2,800	8,115	30,008
N80200	Security systems service activities	3	13,291	2,500	1,570	4,138
N81210	General cleaning of buildings	8	74,687	9,510	2,578	5,090
N81292	Pest control services, non-agricultural	s	s	s	s	s
N82211	Customer relationship management activities	23	1,035,890	-	341,314	574
N82226	Medical transcription activities	s	s	s	s	s
N82910	Activities of collection agencies and credit bureaus	s	s	s	s	s
N82920	Packaging activities	s	s	s	s	s
VIII - Eastern Visayas		13	103,915	6,746	4,061	80,092
N77304	Renting of agricultural machinery and equipment	s	s	s	s	s
N78101	Labor recruitment and provision of personnel, local	5	12,615	1,518	1,542	3,839
N80100	Private security activities	5	9,441	228	19	2,101
N81210	General cleaning of buildings	s	s	s	s	s
N81299	Other building and industrial cleaning activities, n.e.c.	s	s	s	s	s
IX - Zamboanga Peninsula		14	23,656	7,300	2,084	3,797
N80100	Private security activities	14	23,656	7,300	2,084	3,797
X - Northern Mindanao		16	822,426	1,212	275,538	16,104
N78101	Labor recruitment and provision of personnel, local	s	s	s	s	s
N80100	Private security activities	10	32,446	-	55	8,483



TABLE 8a Number of Establishments and Book Value by Type of Tangible Fixed Assets for Administrative and Support Service Activities Establishments with Total Employment of 20 and Over by Industry Sub-Class: Philippines, 2010 *(Continued)*

(Value in thousand pesos. Details may not add up to total due to rounding and/or statistical disclosure control)

2009 PSIC Code	Region / Industry Description	Number of Establishments	Book Value of Tangible Fixed Assets			
			Total	Land	Buildings, Other Structures and Land Improvements	Transport Equipment
		(1)	(2)	(3)	(4)	(5)
N81210	General cleaning of buildings	s	s	s	s	s
N82191	Photocopying service activities	s	s	s	s	s
N82211	Customer relationship management activities	s	s	s	s	s
<b>XI - Davao Region</b>		<b>47</b>	<b>672,068</b>	<b>127,558</b>	<b>117,977</b>	<b>92,739</b>
N77305	Renting of construction and civil engineering machinery and equipment	}	12	50,628	1,275	2,841
N78101	Labor recruitment and provision of personnel, local					
N80100	Private security activities		29	288,120	126,283	24,627
N81210	General cleaning of buildings		3	3,410	-	544
N82211	Customer relationship management activities		3	329,910	-	89,965
<b>XII - SOCCSKSARGEN</b>		<b>19</b>	<b>54,984</b>	<b>13,445</b>	<b>8,547</b>	<b>17,411</b>
N78101	Labor recruitment and provision of personnel, local	13	38,333	6,722	6,544	13,859
N80100	Private security activities	6	16,651	6,723	2,002	3,552
<b>XIII - Caraga</b>		<b>7</b>	<b>58,069</b>	<b>19,000</b>	<b>34,622</b>	<b>1,360</b>
N80100	Private security activities	}	7	58,069	19,000	34,622
N82211	Customer relationship management activities					1,360

TABLE 8a Number of Establishments and Book Value by Type of Tangible Fixed Assets for Administrative and Support Service Activities Establishments with Total Employment of 20 and Over by Industry Sub-Class: Philippines, 2010 *(Continued)*

(Value in thousand pesos. Details may not add up to total due to rounding and/or statistical disclosure control)

2009 PSIC Code	Region / Industry Description	Book Value of Tangible Fixed Assets			
		ICT Machinery and Equipment	Other Machinery and Equipment	Valuables	Other Tangible Fixed Assets
		(6)	(7)	(8)	(9)
	<b>PHILIPPINES</b>	<b>8,464,202</b>	<b>6,370,276</b>	<b>6,003</b>	<b>59,169</b>
N77100	Renting and leasing of motor vehicles	s	s	s	s
N77210	Renting and leasing of recreational and sports goods				
N77220	Renting of video tapes and disks	2,332	39,736	-	-
N77296	Renting of audio-video machines				
N77299	Renting of personal and household goods, n.e.c.				
N77304	Renting of agricultural machinery and equipment	74,223	147,379	-	41,453
N77305	Renting of construction and civil engineering machinery and equipment				
N77306	Renting of computers and computer peripherals equipment				
N77307	Renting of office machinery and equipment (excluding computers)	30,339	72,517	-	-
N77309	Renting and leasing of other machinery, equipment and tangible goods, n.e.c.	1,791	128,331	-	-
N78101	Labor recruitment and provision of personnel, local	85,579	119,097	35	-
N78102	Labor recruitment and provision of personnel, overseas	177,367	536,274	-	2
N78109	Other activities of employment placement agencies, n.e.c.				
N78202	Temporary labor recruitment and provision of personnel, overseas	s	s	s	s
N79110	Travel agency activities	80,114	88,727	-	-
N79901	Activities of booking offices related to transport	26,744	33,109	-	-
N80100	Private security activities	236,368	724,126	4,560	1,420
N80200	Security systems service activities	19,634	5,893	-	-
N80300	Investigation activities	s	s	s	s
N81100	Combined facilities support activities	s	s	s	s
N81210	General cleaning of buildings	35,821	203,837	20	3,612
N81292	Pest control services, non-agricultural	20,405	26,340	-	-
N81299	Other building and industrial cleaning activities, n.e.c.	49,701	330	-	-
N82191	Photocopying service activities	3,867	13,771	-	-
N82199	Other specialized office support activities				
N82211	Customer relationship management activities	6,741,919	3,237,849	859	11,701
N82212	Sales and marketing (including telemarketing) activities	151,294	266,524	-	-
N82219	Other call centers activities (voice), n.e.c.				
N82221	Finance and accounting activities	59,434	394,618	-	-
N82226	Medical transcription activities	77,233	11,359	-	-
N82293	Publishing outsourcing activities	s	s	s	s
N82299	Other back office operations activities, n.e.c.	s	s	s	s
N82300	Organization of conventions and trade shows	4,037	79	-	-
N82910	Activities of collection agencies and credit bureaus	43,353	35,866	-	-
N82920	Packaging activities	25,454	223,022	529	980
N82990	Other business support service activities, n.e.c.	20,386	5,876	-	-

TABLE 8a Number of Establishments and Book Value by Type of Tangible Fixed Assets for Administrative and Support Service Activities Establishments with Total Employment of 20 and Over by Industry Sub-Class: Philippines, 2010 *(Continued)*

(Value in thousand pesos. Details may not add up to total due to rounding and/or statistical disclosure control)

2009 PSIC Code	Region / Industry Description	Book Value of Tangible Fixed Assets			
		ICT Machinery and Equipment	Other Machinery and Equipment	Valuables	Other Tangible Fixed Assets
		(6)	(7)	(8)	(9)
	<b>National Capital Region</b>	<b>6,415,644</b>	<b>5,312,937</b>	<b>674</b>	<b>58,187</b>
N77100	Renting and leasing of motor vehicles	s	s	s	s
N77220	Renting of video tapes and disks	}	2,332	39,736	-
N77296	Renting of audio-video machines				
N77299	Renting of personal and household goods, n.e.c.				
N77305	Renting of construction and civil engineering machinery and equipment	9,099	135,779	-	41,453
N77306	Renting of computers and computer peripherals equipment	}	394,443	74,137	-
N77307	Renting of office machinery and equipment (excluding computers)				
N77309	Renting and leasing of other machinery, equipment and tangible goods, n.e.c.	1,220	103,285	-	-
N78101	Labor recruitment and provision of personnel, local	72,796	68,483	-	-
N78102	Labor recruitment and provision of personnel, overseas	174,403	533,636	-	-
N78109	Other activities of employment placement agencies, n.e.c.	s	s	s	s
N78202	Temporary labor recruitment and provision of personnel, overseas	s	s	s	s
N79110	Travel agency activities	79,729	88,470	-	-
N79901	Activities of booking offices related to transport	25,514	32,786	-	-
N80100	Private security activities	170,684	477,961	-	1,420
N80200	Security systems service activities	17,170	1,486	-	-
N80300	Investigation activities	s	s	s	s
N81100	Combined facilities support activities	s	s	s	s
N81210	General cleaning of buildings	32,792	142,046	20	3,612
N81292	Pest control services, non-agricultural	14,513	24,348	-	-
N82191	Photocopying service activities	s	s	s	s
N82211	Customer relationship management activities	5,030,674	2,741,121	654	11,701
N82212	Sales and marketing (including telemarketing) activities	}	151,294	266,524	-
N82219	Other call centers activities (voice), n.e.c.				
N82221	Finance and accounting activities	59,434	394,618	-	-
N82226	Medical transcription activities	71,963	11,080	-	-
N82293	Publishing outsourcing activities	s	s	s	s
N82299	Other back office operations activities, n.e.c	s	s	s	s
N82300	Organization of conventions and trade shows	4,037	79	-	-
N82910	Activities of collection agencies and credit bureaus	43,115	35,776	-	-
N82920	Packaging activities	21,441	93,374	-	-
N82990	Other business support service activities, n.e.c.	14,994	5,062	-	-
	<b>Cordillera Administrative Region</b>	<b>50,165</b>	<b>31,033</b>	<b>-</b>	<b>-</b>
N80100	Private security activities	}	50,164	31,033	-
N82211	Customer relationship management activities				

TABLE 8a Number of Establishments and Book Value by Type of Tangible Fixed Assets for Administrative and Support Service Activities Establishments with Total Employment of 20 and Over by Industry Sub-Class: Philippines, 2010 *(Continued)*

(Value in thousand pesos. Details may not add up to total due to rounding and/or statistical disclosure control)

2009 PSIC Code	Region / Industry Description	Book Value of Tangible Fixed Assets			
		ICT Machinery and Equipment	Other Machinery and Equipment	Valuables	Other Tangible Fixed Assets
		(6)	(7)	(8)	(9)
	<b>I-Ilocos Region</b>	<b>17,665</b>	<b>4,682</b>	<b>-</b>	<b>-</b>
N80100	Private security activities	149	4,167	-	-
N81210	General cleaning of buildings	17,516	514	-	-
N81299	Other building and industrial cleaning activities, n.e.c.				
N82211	Customer relationship management activities				
	<b>II - Cagayan Valley</b>	<b>2,737</b>	<b>1,677</b>	<b>-</b>	<b>-</b>
N77306	Renting of computers and computer peripherals equipment	2,737	1,677	-	-
N78101	Labor recruitment and provision of personnel, local				
N80100	Private security activities				
	<b>III - Central Luzon</b>	<b>355,898</b>	<b>130,793</b>	<b>-</b>	<b>2</b>
N77305	Renting of construction and civil engineering machinery and equipment	s	s	s	s
N78101	Labor recruitment and provision of personnel, local	714	724	-	2
N78102	Labor recruitment and provision of personnel, overseas				
N80100	Private security activities				
N80200	Security systems service activities	s	s	s	s
N81210	General cleaning of buildings	34,525	619	-	-
N81299	Other building and industrial cleaning activities, n.e.c.				
N82211	Customer relationship management activities				
	<b>IVA - CALABARZON</b>	<b>148,735</b>	<b>235,610</b>	<b>2,735</b>	<b>980</b>
N77305	Renting of construction and civil engineering machinery and equipment	s	s	s	s
N77309	Renting and leasing of other machinery, equipment and tangible goods, n.e.c.	s	s	s	s
N78101	Labor recruitment and provision of personnel, local	3,376	22,764	35	-
N78102	Labor recruitment and provision of personnel, overseas	1,334	450	-	-
N80100	Private security activities	14,504	65,370	2,700	-
N81210	General cleaning of buildings	111	783	-	-
N81292	Pest control services, non-agricultural	4,746	1,196	-	-
N82199	Other specialized office support activities	s	s	s	s
N82211	Customer relationship management activities	98,628	14,197	-	-
N82920	Packaging activities	3,577	119,699	-	980

TABLE 8a Number of Establishments and Book Value by Type of Tangible Fixed Assets for Administrative and Support Service Activities Establishments with Total Employment of 20 and Over by Industry Sub-Class: Philippines, 2010 *(Continued)*

(Value in thousand pesos. Details may not add up to total due to rounding and/or statistical disclosure control)

2009 PSIC Code	Region / Industry Description	Book Value of Tangible Fixed Assets			
		ICT Machinery and Equipment	Other Machinery and Equipment	Valuables	Other Tangible Fixed Assets
		(6)	(7)	(8)	(9)
	<b>IVB - MIMAROPA</b>	<b>90</b>	<b>533</b>	<b>-</b>	<b>-</b>
N80100	Private security activities	90	533	-	-
N81210	General cleaning of buildings				
	<b>V - Bicol Region</b>	<b>33,400</b>	<b>18,044</b>	<b>-</b>	<b>-</b>
N78101	Labor recruitment and provision of personnel, local	33,400	18,044	-	-
N80100	Private security activities				
N81210	General cleaning of buildings				
N82211	Customer relationship management activities				
	<b>VI - Western Visayas</b>	<b>117,452</b>	<b>59,267</b>	<b>-</b>	<b>-</b>
N77305	Renting of construction and civil engineering machinery and equipment	s	s	s	s
N77309	Renting and leasing of other machinery, equipment and tangible goods, n.e.c.	s	s	s	s
N78101	Labor recruitment and provision of personnel, local	1,861	6,815	-	-
N78102	Labor recruitment and provision of personnel, overseas				
N80100	Private security activities	1,843	24,295	-	-
N81210	General cleaning of buildings	802	1,008	-	-
N81292	Pest control services, non-agricultural				
N82211	Customer relationship management activities	107,525	20,506	-	-
N82990	Other business support service activities, n.e.c.	s	s	s	s
	<b>VII - Central Visayas</b>	<b>668,017</b>	<b>324,664</b>	<b>2,504</b>	<b>-</b>
N77210	Renting and leasing of recreational and sports goods	s	s	s	s
N77305	Renting of construction and civil engineering machinery and equipment	22,334	9,826	-	-
N77306	Renting of computers and computer peripherals equipment	111,149	30,292	-	-
N77307	Renting of office machinery and equipment (excluding computers)				
N77309	Renting and leasing of other machinery, equipment and tangible goods, n.e.c.				
N78101	Labor recruitment and provision of personnel, local	1,122	5,816	-	-
N78102	Labor recruitment and provision of personnel, overseas	140	68	-	-
N79110	Travel agency activities	s	s	s	s
N79901	Activities of booking offices related to transport	s	s	s	s
N80100	Private security activities	14,375	21,077	1,770	-
N80200	Security systems service activities	2,454	2,629	-	-
N81210	General cleaning of buildings	707	56,802	-	-
N81292	Pest control services, non-agricultural	s	s	s	s

TABLE 8a Number of Establishments and Book Value by Type of Tangible Fixed Assets for Administrative and Support Service Activities Establishments with Total Employment of 20 and Over by Industry Sub-Class: Philippines, 2010 *(Continued)*

(Value in thousand pesos. Details may not add up to total due to rounding and/or statistical disclosure control)

2009 PSIC Code	Region / Industry Description	Book Value of Tangible Fixed Assets			
		ICT Machinery and Equipment	Other Machinery and Equipment	Valuables	Other Tangible Fixed Assets
		(6)	(7)	(8)	(9)
N82211	Customer relationship management activities	507,153	186,644	205	-
N82226	Medical transcription activities	s	s	s	s
N82910	Activities of collection agencies and credit bureaus	s	s	s	s
N82920	Packaging activities	s	s	s	s
	<b>VIII - Eastern Visayas</b>	<b>2,886</b>	<b>10,129</b>	<b>-</b>	<b>-</b>
N77304	Renting of agricultural machinery and equipment	s	s	s	s
N78101	Labor recruitment and provision of personnel, local	2,414	3,302	-	-
N80100	Private security activities	360	6,732	-	-
N81210	General cleaning of buildings	s	s	s	s
N81299	Other building and industrial cleaning activities, n.e.c.	s	s	s	s
	<b>IX - Zamboanga Peninsula</b>	<b>739</b>	<b>9,736</b>	<b>-</b>	<b>-</b>
N80100	Private security activities	739	9,736	-	-
	<b>X - Northern Mindanao</b>	<b>467,049</b>	<b>62,524</b>	<b>-</b>	<b>-</b>
N78101	Labor recruitment and provision of personnel, local	s	s	s	s
N80100	Private security activities	2,297	21,610	-	-
N81210	General cleaning of buildings	s	s	s	s
N82191	Photocopying service activities	s	s	s	s
N82211	Customer relationship management activities	s	s	s	s
	<b>XI - Davao Region</b>	<b>179,116</b>	<b>154,588</b>	<b>90</b>	<b>-</b>
N77305	Renting of construction and civil engineering machinery and equipment	}	21,114	2,638	-
N78101	Labor recruitment and provision of personnel, local				-
N80100	Private security activities		18,220	52,482	90
N81210	General cleaning of buildings		932	136	-
N82211	Customer relationship management activities		138,850	99,333	-
	<b>XII - SOCCSKSARGEN</b>	<b>4,070</b>	<b>11,511</b>	<b>-</b>	<b>-</b>
N78101	Labor recruitment and provision of personnel, local	2,880	8,327	-	-
N80100	Private security activities	1,190	3,184	-	-

TABLE 8a Number of Establishments and Book Value by Type of Tangible Fixed Assets for Administrative and Support Service Activities Establishments with Total Employment of 20 and Over by Industry Sub-Class: Philippines, 2010 *(Concluded)*

(Value in thousand pesos. Details may not add up to total due to rounding and/or statistical disclosure control)

2009 PSIC Code	Region / Industry Description	Book Value of Tangible Fixed Assets			
		ICT Machinery and Equipment	Other Machinery and Equipment	Valuables	Other Tangible Fixed Assets
		(6)	(7)	(8)	(9)
	XIII - Caraga	540	2,547	-	-
N80100	Private security activities	540	2,547	-	-
N82211	Customer relationship management activities				

TABLE 8.1a Number of Establishments and Value of Intangible Assets by Type for Administrative and Support Service Activities Establishments with Total Employment of 20 and Over by Industry Sub-Class: Philippines, 2010

(Value in thousand pesos. Details may not add up to total due to rounding and/or statistical disclosure control)

2009 PSIC Code	Region / Industry Description	Number of Establishments	Value of Intangible Assets				
			Total	Intangible Non-Produced Assets	Computer Software and Databases	Entertainment, Literary and Artistic Originals	Other Intangible Fixed Assets
		(1)	(2)	(3)	(4)	(5)	(6)
	PHILIPPINES	1,410	797,668	27,528	722,832	-	47,307
N77100	Renting and leasing of motor vehicles	s	s	s	s	s	s
N77210	Renting and leasing of recreational and sports goods	6	200	-	200	-	-
N77220	Renting of video tapes and disks						
N77296	Renting of audio-video machines						
N77299	Renting of personal and household goods, n.e.c.						
N77304	Renting of agricultural machinery and equipment	21	-	-	-	-	-
N77305	Renting of construction and civil engineering machinery and equipment						
N77306	Renting of computers and computer peripherals equipment	3	86,442	-	86,442	-	-
N77307	Renting of office machinery and equipment (excluding computers)	4	-	-	-	-	-
N77309	Renting and leasing of other machinery, equipment and tangible goods, n.e.c.	10	1,000	-	1,000	-	-
N78101	Labor recruitment and provision of personnel, local	195	6,070	1,080	4,863	-	127
N78102	Labor recruitment and provision of personnel, overseas	167	42,256	-	42,092	-	164
N78109	Other activities of employment placement agencies, n.e.c.						
N78202	Temporary labor recruitment and provision of personnel, overseas	s	s	s	s	s	s
N79110	Travel agency activities	55	6,701	-	6,701	-	-
N79901	Activities of booking offices related to transport	11	3,042	-	3,042	-	-
N80100	Private security activities	492	2,772	527	2,209	-	36
N80200	Security systems service activities	10	1,169	-	1,169	-	-
N80300	Investigation activities	s	s	s	s	s	s
N81100	Combined facilities support activities	s	s	s	s	s	s
N81210	General cleaning of buildings	80	892	-	892	-	-
N81292	Pest control services, non-agricultural	11	3,574	1,529	2,045	-	-
N81299	Other building and industrial cleaning activities, n.e.c.	3	-	-	-	-	-
N82191	Photocopying service activities	3	-	-	-	-	-
N82199	Other specialized office support activities						
N82211	Customer relationship management activities	253	461,049	12,822	448,228	-	-
N82212	Sales and marketing (including telemarketing) activities	4	58,563	11,570	12	-	46,981
N82219	Other call centers activities (voice), n.e.c.						
N82221	Finance and accounting activities	3	22,164	-	22,164	-	-
N82226	Medical transcription activities	29	6,421	-	6,421	-	-
N82293	Publishing outsourcing activities	s	s	s	s	s	s



TABLE 8.1a Number of Establishments and Value of Intangible Assets by Type for Administrative and Support Service Activities Establishments with Total Employment of 20 and Over by Industry Sub-Class: Philippines, 2010 *(Continued)*

(Value in thousand pesos. Details may not add up to total due to rounding and/or statistical disclosure control)

2009 PSIC Code	Region / Industry Description	Number of Establishments	Value of Intangible Assets				
			Total	Intangible Non-Produced Assets	Computer Software and Databases	Entertainment, Literary and Artistic Originals	Other Intangible Fixed Assets
		(1)	(2)	(3)	(4)	(5)	(6)
N82299	Other back office operations activities, n.e.c.	s	s	s	s	s	s
N82300	Organization of conventions and trade shows	5	17	-	17	-	-
N82910	Activities of collection agencies and credit bureaus	15	3,484	-	3,484	-	-
N82920	Packaging activities	18	73,347	-	73,347	-	-
N82990	Other business support service activities, n.e.c.	5	2,377	-	2,377	-	-
	National Capital Region	983	738,430	22,387	668,772	-	47,271
N77100	Renting and leasing of motor vehicles	s	s	s	s	s	s
N77220	Renting of video tapes and disks	5	200	-	200	-	-
N77296	Renting of audio-video machines						
N77299	Renting of personal and household goods, n.e.c.						
N77305	Renting of construction and civil engineering machinery and equipment	12	-	-	-	-	-
N77306	Renting of computers and computer peripherals equipment	4	86,442	-	86,442	-	-
N77307	Renting of office machinery and equipment (excluding computers)						
N77309	Renting and leasing of other machinery, equipment and tangible goods, n.e.c.	7	1,000	-	1,000	-	-
N78101	Labor recruitment and provision of personnel, local	115	4,804	-	4,677	-	127
N78102	Labor recruitment and provision of personnel, overseas	156	42,256	-	42,092	-	164
N78109	Other activities of employment placement agencies, n.e.c.	s	s	s	s	s	s
N78202	Temporary labor recruitment and provision of personnel, overseas	s	s	s	s	s	s
N79110	Travel agency activities	54	6,681	-	6,681	-	-
N79901	Activities of booking offices related to transport	10	2,958	-	2,958	-	-
N80100	Private security activities	285	818	467	351	-	-
N80200	Security systems service activities	6	1,169	-	1,169	-	-
N80300	Investigation activities	s	s	s	s	s	s
N81100	Combined facilities support activities	s	s	s	s	s	s
N81210	General cleaning of buildings	52	752	-	752	-	-
N81292	Pest control services, non-agricultural	6	3,502	1,457	2,045	-	-
N82191	Photocopying service activities	s	s	s	s	s	s
N82211	Customer relationship management activities	190	405,498	8,893	396,605	-	-
N82212	Sales and marketing (including telemarketing) activities	4	58,563	11,570	12	-	46,981
N82219	Other call centers activities (voice), n.e.c.						
N82221	Finance and accounting activities	3	22,164	-	22,164	-	-

TABLE 8.1a Number of Establishments and Value of Intangible Assets by Type for Administrative and Support Service Activities Establishments with Total Employment of 20 and Over by Industry Sub-Class: Philippines, 2010 *(Continued)*

(Value in thousand pesos. Details may not add up to total due to rounding and/or statistical disclosure control)

2009 PSIC Code	Region / Industry Description	Number of Establishments	Value of Intangible Assets				
			Total	Intangible Non-Produced Assets	Computer Software and Databases	Entertainment, Literary and Artistic Originals	Other Intangible Fixed Assets
		(1)	(2)	(3)	(4)	(5)	(6)
N82226	Medical transcription activities	28	6,421	-	6,421	-	-
N82293	Publishing outsourcing activities	s	s	s	s	s	s
N82299	Other back office operations activities, n.e.c	s	s	s	s	s	s
N82300	Organization of conventions and trade shows	5	17	-	17	-	-
N82910	Activities of collection agencies and credit bureaus	14	3,385	-	3,385	-	-
N82920	Packaging activities	14	73,297	-	73,297	-	-
N82990	Other business support service activities, n.e.c.	4	2,377	-	2,377	-	-
	Cordillera Administrative Region	5	-	-	-	-	-
N80100	Private security activities	}	5	-	-	-	-
N82211	Customer relationship management activities						
	I-Ilocos Region	8	81	-	81	-	-
N80100	Private security activities	}	5	-	-	-	-
N81210	General cleaning of buildings						
N81299	Other building and industrial cleaning activities, n.e.c.						
N82211	Customer relationship management activities						
	II - Cagayan Valley	6	-	-	-	-	-
N77306	Renting of computers and computer peripherals equipment	}	6	-	-	-	-
N78101	Labor recruitment and provision of personnel, local						
N80100	Private security activities						
	III - Central Luzon	46	24,155	-	24,155	-	-
N77305	Renting of construction and civil engineering machinery and equipment	s	s	s	s	s	s
N78101	Labor recruitment and provision of personnel, local	}	8	184	-	184	-
N78102	Labor recruitment and provision of personnel, overseas						
N80100	Private security activities	17	-	-	-	-	-
N80200	Security systems service activities	s	s	s	s	s	s
N81210	General cleaning of buildings	}	6	90	-	90	-
N81299	Other building and industrial cleaning activities, n.e.c.						
N82211	Customer relationship management activities						

TABLE 8.1a Number of Establishments and Value of Intangible Assets by Type for Administrative and Support Service Activities Establishments with Total Employment of 20 and Over by Industry Sub-Class: Philippines, 2010 *(Continued)*

(Value in thousand pesos. Details may not add up to total due to rounding and/or statistical disclosure control)

2009 PSIC Code	Region / Industry Description	Number of Establishments	Value of Intangible Assets				
			Total	Intangible Non-Produced Assets	Computer Software and Databases	Entertainment, Literary and Artistic Originals	Other Intangible Fixed Assets
		(1)	(2)	(3)	(4)	(5)	(6)
	IVA - CALABARZON	88	3,845	-	3,845	-	-
N77305	Renting of construction and civil engineering machinery and equipment	5	5	5	5	5	5
N77309	Renting and leasing of other machinery, equipment and tangible goods, n.e.c.	5	5	5	5	5	5
N78101	Labor recruitment and provision of personnel, local	22	-	-	-	-	-
N78102	Labor recruitment and provision of personnel, overseas	5	-	-	-	-	-
N80100	Private security activities	41	-	-	-	-	-
N81210	General cleaning of buildings	3	-	-	-	-	-
N81292	Pest control services, non-agricultural	3	-	-	-	-	-
N82199	Other specialized office support activities	5	5	5	5	5	5
N82211	Customer relationship management activities	7	3,795	-	3,795	-	-
N82920	Packaging activities	3	50	-	50	-	-
	IVB - MIMAROPA	3	-	-	-	-	-
N80100	Private security activities	3	-	-	-	-	-
N81210	General cleaning of buildings						
	V - Bicol Region	6	4,937	-	4,937	-	-
N78101	Labor recruitment and provision of personnel, local	6	4,937	-	4,937	-	-
N80100	Private security activities						
N81210	General cleaning of buildings						
N82211	Customer relationship management activities						
	VI - Western Visayas	62	1,487	73	1,414	-	-
N77305	Renting of construction and civil engineering machinery and equipment	5	5	5	5	5	5
N77309	Renting and leasing of other machinery, equipment and tangible goods, n.e.c.	5	5	5	5	5	5
N78101	Labor recruitment and provision of personnel, local	9	-	-	-	-	-
N78102	Labor recruitment and provision of personnel, overseas						
N80100	Private security activities	37	750	-	750	-	-
N81210	General cleaning of buildings	4	73	73	-	-	-
N81292	Pest control services, non-agricultural						

TABLE 8.1a Number of Establishments and Value of Intangible Assets by Type for Administrative and Support Service Activities Establishments with Total Employment of 20 and Over by Industry Sub-Class: Philippines, 2010 *(Continued)*

(Value in thousand pesos. Details may not add up to total due to rounding and/or statistical disclosure control)

2009 PSIC Code	Region / Industry Description	Number of Establishments	Value of Intangible Assets				
			Total	Intangible Non-Produced Assets	Computer Software and Databases	Entertainment, Literary and Artistic Originals	Other Intangible Fixed Assets
		(1)	(2)	(3)	(4)	(5)	(6)
N82211	Customer relationship management activities	9	664	-	664	-	-
N82990	Other business support service activities, n.e.c.	s	s	s	s	s	s
VII - Central Visayas		87	9,065	1,080	7,985	-	-
N77210	Renting and leasing of recreational and sports goods	s	s	s	s	s	s
N77305	Renting of construction and civil engineering machinery and equipment	3	-	-	-	-	-
N77306	Renting of computers and computer peripherals equipment	3	-	-	-	-	-
N77307	Renting of office machinery and equipment (excluding computers)						
N77309	Renting and leasing of other machinery, equipment and tangible goods, n.e.c.						
N78101	Labor recruitment and provision of personnel, local	12	1,080	1,080	-	-	-
N78102	Labor recruitment and provision of personnel, overseas	2	-	-	-	-	-
N79110	Travel agency activities	s	s	s	s	s	s
N79901	Activities of booking offices related to transport	s	s	s	s	s	s
N80100	Private security activities	26	327	-	327	-	-
N80200	Security systems service activities	3	-	-	-	-	-
N81210	General cleaning of buildings	8	-	-	-	-	-
N81292	Pest control services, non-agricultural	s	s	s	s	s	s
N82211	Customer relationship management activities	23	7,455	-	7,455	-	-
N82226	Medical transcription activities	s	s	s	s	s	s
N82910	Activities of collection agencies and credit bureaus	s	s	s	s	s	s
N82920	Packaging activities	s	s	s	s	s	s
VIII - Eastern Visayas		13	-	-	-	-	-
N77304	Renting of agricultural machinery and equipment	s	s	s	s	s	s
N78101	Labor recruitment and provision of personnel, local	5	-	-	-	-	-
N80100	Private security activities	5	-	-	-	-	-
N81210	General cleaning of buildings	s	s	s	s	s	s
N81299	Other building and industrial cleaning activities, n.e.c.	s	s	s	s	s	s
IX - Zamboanga Peninsula		14	64	-	28	-	36
N80100	Private security activities	14	64	-	28	-	36

TABLE 8.1a Number of Establishments and Value of Intangible Assets by Type for Administrative and Support Service Activities Establishments with Total Employment of 20 and Over by Industry Sub-Class: Philippines, 2010 *(Concluded)*

(Value in thousand pesos. Details may not add up to total due to rounding and/or statistical disclosure control)

2009 PSIC Code	Region / Industry Description	Number of Establishments	Value of Intangible Assets				
			Total	Intangible Non-Produced Assets	Computer Software and Databases	Entertainment, Literary and Artistic Originals	Other Intangible Fixed Assets
		(1)	(2)	(3)	(4)	(5)	(6)
	X - Northern Mindanao	16	225	60	165	-	-
N78101	Labor recruitment and provision of personnel, local	5	5	5	5	5	5
N80100	Private security activities	10	225	60	165	-	-
N81210	General cleaning of buildings	5	5	5	5	5	5
N82191	Photocopying service activities	5	5	5	5	5	5
N82211	Customer relationship management activities	5	5	5	5	5	5
	XI - Davao Region	47	11,435	-	11,435	-	-
N77305	Renting of construction and civil engineering machinery and equipment	12	2	-	2	-	-
N78101	Labor recruitment and provision of personnel, local						
N80100	Private security activities						
N81210	General cleaning of buildings						
N82211	Customer relationship management activities						
	XII - SOCCSKSARGEN	19	15	-	15	-	-
N78101	Labor recruitment and provision of personnel, local	13	-	-	-	-	-
N80100	Private security activities	6	15	-	15	-	-
	XIII - Caraga	7	3,928	3,928	-	-	-
N80100	Private security activities	7	3,928	3,928	-	-	-
N82211	Customer relationship management activities						

TABLE 9a Number of Establishments and Value of Inventories for Administrative and Support Service Activities Establishments with Total Employment of 20 and Over by Industry Sub-class: Philippines, 2010

(Value in thousand pesos. Details may not add up to total due to rounding and/or statistical disclosure control)

2009 PSIC Code	Region / Industry Description	Number of Establishments	Value of Inventories as of January 1					
			Total	Materials and Supplies	Fuels, Lubricants, Oils and Greases	Goods for Resale	Real Estate for Sale	Other Inventories
		(1)	(2)	(3)	(4)	(5)	(6)	(7)
	<b>PHILIPPINES</b>	<b>1,410</b>	<b>1,447,199</b>	<b>1,397,298</b>	<b>38,722</b>	<b>8,527</b>	<b>2,651</b>	<b>-</b>
N77100	Renting and leasing of motor vehicles	S	S	S	S	S	S	S
N77210	Renting and leasing of recreational and sports goods	6	55,535	55,161	375	-	-	-
N77220	Renting of video tapes and disks							
N77296	Renting of audio-video machines							
N77299	Renting of personal and household goods, n.e.c.							
N77304	Renting of agricultural machinery and equipment	21	445,459	416,810	25,998	-	2,651	-
N77305	Renting of construction and civil engineering machinery and equipment							
N77306	Renting of computers and computer peripherals equipment	3	39,079	39,079	-	-	-	-
N77307	Renting of office machinery and equipment (excluding computers)	4	361,986	361,986	-	-	-	-
N77309	Renting and leasing of other machinery, equipment and tangible goods, n.e.c.	10	30,354	22,902	980	6,472	-	-
N78101	Labor recruitment and provision of personnel, local	195	21,308	18,914	764	1,629	-	-
N78102	Labor recruitment and provision of personnel, overseas	167	14,602	10,583	4,019	-	-	-
N78109	Other activities of employment placement agencies, n.e.c.							
N78202	Temporary labor recruitment and provision of personnel, overseas	S	S	S	S	S	S	S
N79110	Travel agency activities	55	-	-	-	-	-	-
N79901	Activities of booking offices related to transport	11	-	-	-	-	-	-
N80100	Private security activities	492	27,561	23,470	4,091	-	-	-
N80200	Security systems service activities	10	-	-	-	-	-	-
N80300	Investigation activities	S	S	S	S	S	S	S
N81100	Combined facilities support activities	S	S	S	S	S	S	S
N81210	General cleaning of buildings	80	57,582	56,685	471	427	-	-
N81292	Pest control services, non-agricultural	11	20,046	20,046	-	-	-	-
N81299	Other building and industrial cleaning activities, n.e.c.	3	20,001	19,641	360	-	-	-
N82191	Photocopying service activities	3	4,463	4,463	-	-	-	-
N82199	Other specialized office support activities							
N82211	Customer relationship management activities	253	27,026	26,820	206	-	-	-

TABLE 9a Number of Establishments and Value of Inventories for Administrative and Support Service Activities Establishments with Total Employment of 20 and Over by Industry Sub-class: Philippines, 2010 *(Continued)*

(Value in thousand pesos. Details may not add up to total due to rounding and/or statistical disclosure control)

2009 PSIC Code	Region / Industry Description	Number of Establishments	Value of Inventories as of January 1					
			Total	Materials and Supplies	Fuels, Lubricants, Oils and Greases	Goods for Resale	Real Estate for Sale	Other Inventories
		(1)	(2)	(3)	(4)	(5)	(6)	(7)
N82212	Sales and marketing (including telemarketing) activities	4	-	-	-	-	-	-
N82219	Other call centers activities (voice), n.e.c.		-	-	-	-	-	-
N82221	Finance and accounting activities	3	151,490	151,490	-	-	-	-
N82226	Medical transcription activities	29	83	83	-	-	-	-
N82293	Publishing outsourcing activities	s	s	s	s	s	s	s
N82299	Other back office operations activities, n.e.c.	s	s	s	s	s	s	s
N82300	Organization of conventions and trade shows	5	-	-	-	-	-	-
N82910	Activities of collection agencies and credit bureaus	15	381	381	-	-	-	-
N82920	Packaging activities	18	169,259	167,802	1,457	-	-	-
N82990	Other business support service activities, n.e.c.	5	975	975	-	-	-	-
	<b>National Capital Region</b>	<b>983</b>	<b>1,299,133</b>	<b>1,257,834</b>	<b>32,176</b>	<b>6,472</b>	<b>2,651</b>	<b>-</b>
N77100	Renting and leasing of motor vehicles	s	s	s	s	s	s	s
N77220	Renting of video tapes and disks	5	55,315	54,961	355	-	-	-
N77296	Renting of audio-video machines							
N77299	Renting of personal and household goods, n.e.c.							
N77305	Renting of construction and civil engineering machinery and equipment	12	404,712	376,128	25,932	-	2,651	-
N77306	Renting of computers and computer peripherals equipment	4	352,297	352,297	-	-	-	-
N77307	Renting of office machinery and equipment (excluding computers)							
N77309	Renting and leasing of other machinery, equipment and tangible goods, n.e.c.	7	29,137	21,755	910	6,472	-	-
N78101	Labor recruitment and provision of personnel, local	115	14,278	14,278	-	-	-	-
N78102	Labor recruitment and provision of personnel, overseas	156	14,551	10,532	4,019	-	-	-
N78109	Other activities of employment placement agencies, n.e.c.	s	s	s	s	s	s	s
N78202	Temporary labor recruitment and provision of personnel, overseas	s	s	s	s	s	s	s
N79110	Travel agency activities	54	-	-	-	-	-	-
N79901	Activities of booking offices related to transport	10	-	-	-	-	-	-
N80100	Private security activities	285	17,181	16,378	803	-	-	-
N80200	Security systems service activities	6	-	-	-	-	-	-

TABLE 9a Number of Establishments and Value of Inventories for Administrative and Support Service Activities Establishments with Total Employment of 20 and Over by Industry Sub-class: Philippines, 2010 *(Continued)*

(Value in thousand pesos. Details may not add up to total due to rounding and/or statistical disclosure control)

2009 PSIC Code	Region / Industry Description	Number of Establishments	Value of Inventories as of January 1					
			Total	Materials and Supplies	Fuels, Lubricants, Oils and Greases	Goods for Resale	Real Estate for Sale	Other Inventories
		(1)	(2)	(3)	(4)	(5)	(6)	(7)
N80300	Investigation activities	S	S	S	S	S	S	S
N81100	Combined facilities support activities	S	S	S	S	S	S	S
N81210	General cleaning of buildings	52	54,340	54,183	157	-	-	-
N81292	Pest control services, non-agricultural	6	18,899	18,899	-	-	-	-
N82191	Photocopying service activities	S	S	S	S	S	S	S
N82211	Customer relationship management activities	190	24,114	24,114	-	-	-	-
N82212	Sales and marketing (including telemarketing) activities	4	-	-	-	-	-	-
N82219	Other call centers activities (voice), n.e.c.							
N82221	Finance and accounting activities	3	151,490	151,490	-	-	-	-
N82226	Medical transcription activities	28	83	83	-	-	-	-
N82293	Publishing outsourcing activities	S	S	S	S	S	S	S
N82299	Other back office operations activities, n.e.c.	S	S	S	S	S	S	S
N82300	Organization of conventions and trade shows	5	-	-	-	-	-	-
N82910	Activities of collection agencies and credit bureaus	14	381	381	-	-	-	-
N82920	Packaging activities	14	160,228	160,228	-	-	-	-
N82990	Other business support service activities, n.e.c.	4	975	975	-	-	-	-
	<b>Cordillera Administrative Region</b>	<b>5</b>	<b>12</b>	<b>12</b>	<b>-</b>	<b>-</b>	<b>-</b>	<b>-</b>
N80100	Private security activities	5	12	12	-	-	-	-
N82211	Customer relationship management activities							
	<b>I-Ilocos Region</b>	<b>8</b>	<b>20,462</b>	<b>20,035</b>	<b>-</b>	<b>427</b>	<b>-</b>	<b>-</b>
N80100	Private security activities	5	25	25	-	-	-	-
N81210	General cleaning of buildings							
N81299	Other building and industrial cleaning activities, n.e.c.	3	20,437	20,010	-	427	-	-
N82211	Customer relationship management activities							
	<b>II - Cagayan Valley</b>	<b>6</b>	<b>48</b>	<b>48</b>	<b>-</b>	<b>-</b>	<b>-</b>	<b>-</b>
N77306	Renting of computers and computer peripherals equipment							
N78101	Labor recruitment and provision of personnel, local	6	48	48	-	-	-	-
N80100	Private security activities							



TABLE 9a Number of Establishments and Value of Inventories for Administrative and Support Service Activities Establishments with Total Employment of 20 and Over by Industry Sub-class: Philippines, 2010 *(Continued)*

(Value in thousand pesos. Details may not add up to total due to rounding and/or statistical disclosure control)

2009 PSIC Code	Region / Industry Description	Number of Establishments	Value of Inventories as of January 1					
			Total	Materials and Supplies	Fuels, Lubricants, Oils and Greases	Goods for Resale	Real Estate for Sale	Other Inventories
		(1)	(2)	(3)	(4)	(5)	(6)	(7)
	III - Central Luzon	46	7,578	3,984	3,582	12	-	-
N77305	Renting of construction and civil engineering machinery and equipment	s	s	s	s	s	s	s
N78101	Labor recruitment and provision of personnel, local	8	292	194	86	12	-	-
N78102	Labor recruitment and provision of personnel, overseas							
N80100	Private security activities	17	5,411	2,540	2,871	-	-	-
N80200	Security systems service activities	s	s	s	s	s	s	s
N81210	General cleaning of buildings	6	824	231	593	-	-	-
N81299	Other building and industrial cleaning activities, n.e.c.							
N82211	Customer relationship management activities	13	1,014	1,014	-	-	-	-
	IVA - CALABARZON	88	10,889	8,502	2,387	-	-	-
N77305	Renting of construction and civil engineering machinery and equipment	s	s	s	s	s	s	s
N77309	Renting and leasing of other machinery, equipment and tangible goods, n.e.c.	s	s	s	s	s	s	s
N78101	Labor recruitment and provision of personnel, local	22	4,663	4,042	621	-	-	-
N78102	Labor recruitment and provision of personnel, overseas	5	-	-	-	-	-	-
N80100	Private security activities	41	3,615	3,563	52	-	-	-
N81210	General cleaning of buildings	3	33	15	18	-	-	-
N81292	Pest control services, non-agricultural	3	878	878	-	-	-	-
N82199	Other specialized office support activities	s	s	s	s	s	s	s
N82211	Customer relationship management activities	7	206	-	206	-	-	-
N82920	Packaging activities	3	1,457	-	1,457	-	-	-
	IVB - MIMAROPA	3	63	63	-	-	-	-
N80100	Private security activities	3	63	63	-	-	-	-
N81210	General cleaning of buildings							

TABLE 9a Number of Establishments and Value of Inventories for Administrative and Support Service Activities Establishments with Total Employment of 20 and Over by Industry Sub-class: Philippines, 2010 *(Continued)*

(Value in thousand pesos. Details may not add up to total due to rounding and/or statistical disclosure control)

2009 PSIC Code	Region / Industry Description	Number of Establishments	Value of Inventories as of January 1					
			Total	Materials and Supplies	Fuels, Lubricants, Oils and Greases	Goods for Resale	Real Estate for Sale	Other Inventories
		(1)	(2)	(3)	(4)	(5)	(6)	(7)
	<b>V - Bicol Region</b>	<b>6</b>	-	-	-	-	-	-
N78101	Labor recruitment and provision of personnel, local	6	-	-	-	-	-	-
N80100	Private security activities							
N81210	General cleaning of buildings							
N82211	Customer relationship management activities							
	<b>VI - Western Visayas</b>	<b>62</b>	<b>43,055</b>	<b>42,650</b>	<b>405</b>	-	-	-
N77305	Renting of construction and civil engineering machinery and equipment	S	S	S	S	S	S	S
N77309	Renting and leasing of other machinery, equipment and tangible goods, n.e.c.	S	S	S	S	S	S	S
N78101	Labor recruitment and provision of personnel, local	9	2	2	-	-	-	-
N78102	Labor recruitment and provision of personnel, overseas							
N80100	Private security activities	37	823	488	334	-	-	-
N81210	General cleaning of buildings	4	339	339	-	-	-	-
N81292	Pest control services, non-agricultural							
N82211	Customer relationship management activities	9	-	-	-	-	-	-
N82990	Other business support service activities, n.e.c.	S	S	S	S	S	S	S
	<b>VII - Central Visayas</b>	<b>87</b>	<b>59,522</b>	<b>59,488</b>	<b>34</b>	-	-	-
N77210	Renting and leasing of recreational and sports goods	S	S	S	S	S	S	S
N77305	Renting of construction and civil engineering machinery and equipment	3	-	-	-	-	-	-
N77306	Renting of computers and computer peripherals equipment	3	48,768	48,768	-	-	-	-
N77307	Renting of office machinery and equipment (excluding computers)							
N77309	Renting and leasing of other machinery, equipment and tangible goods, n.e.c.							
N78101	Labor recruitment and provision of personnel, local	12	-	-	-	-	-	-

TABLE 9a Number of Establishments and Value of Inventories for Administrative and Support Service Activities Establishments with Total Employment of 20 and Over by Industry Sub-class: Philippines, 2010 *(Continued)*

(Value in thousand pesos. Details may not add up to total due to rounding and/or statistical disclosure control)

2009 PSIC Code	Region / Industry Description	Number of Establishments	Value of Inventories as of January 1					
			Total	Materials and Supplies	Fuels, Lubricants, Oils and Greases	Goods for Resale	Real Estate for Sale	Other Inventories
		(1)	(2)	(3)	(4)	(5)	(6)	(7)
N78102	Labor recruitment and provision of personnel, overseas	2	25	25	-	-	-	-
N79110	Travel agency activities	s	s	s	s	s	s	s
N79901	Activities of booking offices related to transport	s	s	s	s	s	s	s
N80100	Private security activities	26	238	236	2	-	-	-
N80200	Security systems service activities	3	-	-	-	-	-	-
N81210	General cleaning of buildings	8	1,230	1,218	12	-	-	-
N81292	Pest control services, non-agricultural	s	s	s	s	s	s	s
N82211	Customer relationship management activities	23	1,468	1,468	-	-	-	-
N82226	Medical transcription activities	s	s	s	s	s	s	s
N82910	Activities of collection agencies and credit bureaus	s	s	s	s	s	s	s
N82920	Packaging activities	s	s	s	s	s	s	s
	VIII - Eastern Visayas	13	106	35	70	-	-	-
N77304	Renting of agricultural machinery and equipment	s	s	s	s	s	s	s
N78101	Labor recruitment and provision of personnel, local	5	52	-	52	-	-	-
N80100	Private security activities	5	25	7	18	-	-	-
N81210	General cleaning of buildings	s	s	s	s	s	s	s
N81299	Other building and industrial cleaning activities, n.e.c.	s	s	s	s	s	s	s
	IX - Zamboanga Peninsula	14	28	23	5	-	-	-
N80100	Private security activities	14	28	23	5	-	-	-
	X - Northern Mindanao	16	3,458	3,401	57	-	-	-
N78101	Labor recruitment and provision of personnel, local	s	s	s	s	s	s	s
N80100	Private security activities	10	28	23	6	-	-	-
N81210	General cleaning of buildings	s	s	s	s	s	s	s
N82191	Photocopying service activities	s	s	s	s	s	s	s
N82211	Customer relationship management activities	s	s	s	s	s	s	s

TABLE 9a Number of Establishments and Value of Inventories for Administrative and Support Service Activities Establishments with Total Employment of 20 and Over by Industry Sub-class: Philippines, 2010 *(Continued)*

(Value in thousand pesos. Details may not add up to total due to rounding and/or statistical disclosure control)

2009 PSIC Code	Region / Industry Description	Number of Establishments	Value of Inventories as of January 1					
			Total	Materials and Supplies	Fuels, Lubricants, Oils and Greases	Goods for Resale	Real Estate for Sale	Other Inventories
		(1)	(2)	(3)	(4)	(5)	(6)	(7)
	<b>XI - Davao Region</b>	<b>47</b>	<b>543</b>	<b>543</b>	<b>-</b>	<b>-</b>	<b>-</b>	<b>-</b>
N77305	Renting of construction and civil engineering machinery and equipment	12	25	25	-	-	-	-
N78101	Labor recruitment and provision of personnel, local							
N80100	Private security activities							
N81210	General cleaning of buildings	3	510	510	-	-	-	-
N82211	Customer relationship management activities	3	-	-	-	-	-	-
	<b>XII - SOCCSKSARGEN</b>	<b>19</b>	<b>2,035</b>	<b>412</b>	<b>5</b>	<b>1,617</b>	<b>-</b>	<b>-</b>
N78101	Labor recruitment and provision of personnel, local	13	2,023	400	5	1,617	-	-
N80100	Private security activities	6	12	12	-	-	-	-
	<b>XIII - Caraga</b>	<b>7</b>	<b>269</b>	<b>269</b>	<b>-</b>	<b>-</b>	<b>-</b>	<b>-</b>
N80100	Private security activities	7	268	268	-	-	-	-
N82211	Customer relationship management activities							

TABLE 9a Number of Establishments and Value of Inventories for Administrative and Support Service Activities Establishments with Total Employment of 20 and Over by Industry Sub-class: Philippines, 2010 *(Continued)*

(Value in thousand pesos. Details may not add up to total due to rounding and/or statistical disclosure control)

2009 PSIC Code	Region / Industry Description	Value of Inventories as of December 31					
		Total	Materials and Supplies	Fuels, Lubricants, Oils and Greases	Goods for Resale	Real Estate for Sale	Other Inventories
		(8)	(9)	(10)	(11)	(12)	(13)
	<b>PHILIPPINES</b>	<b>1,703,012</b>	<b>1,597,924</b>	<b>89,465</b>	<b>12,971</b>	<b>2,651</b>	<b>-</b>
N77100	Renting and leasing of motor vehicles	S	S	S	S	S	S
N77210	Renting and leasing of recreational and sports goods	56,972	56,843	129	-	-	-
N77220	Renting of video tapes and disks						
N77296	Renting of audio-video machines						
N77299	Renting of personal and household goods, n.e.c.						
N77304	Renting of agricultural machinery and equipment	753,059	671,802	78,605	-	2,651	-
N77305	Renting of construction and civil engineering machinery and equipment						
N77306	Renting of computers and computer peripherals equipment	69,929	69,929	-	-	-	-
N77307	Renting of office machinery and equipment (excluding computers)	317,291	317,291	-	-	-	-
N77309	Renting and leasing of other machinery, equipment and tangible goods, n.e.c.	34,981	22,977	1,151	10,853	-	-
N78101	Labor recruitment and provision of personnel, local	14,486	9,381	5,104	-	-	-
N78102	Labor recruitment and provision of personnel, overseas						
N78109	Other activities of employment placement agencies, n.e.c.						
N78202	Temporary labor recruitment and provision of personnel, overseas	S	S	S	S	S	S
N79110	Travel agency activities	8,570	8,570	-	-	-	-
N79901	Activities of booking offices related to transport	-	-	-	-	-	-
N80100	Private security activities	31,387	28,675	2,712	-	-	-
N80200	Security systems service activities	90	90	-	-	-	-
N80300	Investigation activities	S	S	S	S	S	S
N81100	Combined facilities support activities	S	S	S	S	S	S
N81210	General cleaning of buildings	56,212	55,411	499	301	-	-
N81292	Pest control services, non-agricultural	17,191	17,191	-	-	-	-
N81299	Other building and industrial cleaning activities, n.e.c.	25,561	25,181	380	-	-	-
N82191	Photocopying service activities	5,130	5,130	-	-	-	-
N82199	Other specialized office support activities						
N82211	Customer relationship management activities	17,300	17,102	198	-	-	-
N82212	Sales and marketing (including telemarketing) activities	-	-	-	-	-	-
N82219	Other call centers activities (voice), n.e.c.						
N82221	Finance and accounting activities	136,879	136,879	-	-	-	-
N82226	Medical transcription activities	50	50	-	-	-	-
N82293	Publishing outsourcing activities	S	S	S	S	S	S
N82299	Other back office operations activities, n.e.c.	S	S	S	S	S	S

TABLE 9a Number of Establishments and Value of Inventories for Administrative and Support Service Activities Establishments with Total Employment of 20 and Over by Industry Sub-class: Philippines, 2010 *(Continued)*

(Value in thousand pesos. Details may not add up to total due to rounding and/or statistical disclosure control)

2009 PSIC Code	Region / Industry Description	Value of Inventories as of December 31					
		Total	Materials and Supplies	Fuels, Lubricants, Oils and Greases	Goods for Resale	Real Estate for Sale	Other Inventories
		(8)	(9)	(10)	(11)	(12)	(13)
N82300	Organization of conventions and trade shows	-	-	-	-	-	-
N82910	Activities of collection agencies and credit bureaus	607	607	-	-	-	-
N82920	Packaging activities	132,044	132,044	-	-	-	-
N82990	Other business support service activities, n.e.c.	1,129	1,129	-	-	-	-
	<b>National Capital Region</b>	<b>1,550,132</b>	<b>1,451,067</b>	<b>85,430</b>	<b>10,984</b>	<b>2,651</b>	<b>-</b>
N77100	Renting and leasing of motor vehicles	S	S	S	S	S	S
N77220	Renting of video tapes and disks	56,422	56,343	79	-	-	-
N77296	Renting of audio-video machines						
N77299	Renting of personal and household goods, n.e.c.						
N77305	Renting of construction and civil engineering machinery and equipment	712,791	631,620	78,520	-	2,651	-
N77306	Renting of computers and computer peripherals equipment	334,242	334,242	-	-	-	-
N77307	Renting of office machinery and equipment (excluding computers)						
N77309	Renting and leasing of other machinery, equipment and tangible goods, n.e.c.	33,731	21,977	902	10,853	-	-
N78101	Labor recruitment and provision of personnel, local	18,007	17,875	-	132	-	-
N78102	Labor recruitment and provision of personnel, overseas	14,434	9,330	5,104	-	-	-
N78109	Other activities of employment placement agencies, n.e.c.	S	S	S	S	S	S
N78202	Temporary labor recruitment and provision of personnel, overseas	S	S	S	S	S	S
N79110	Travel agency activities	8,570	8,570	-	-	-	-
N79901	Activities of booking offices related to transport	-	-	-	-	-	-
N80100	Private security activities	22,537	21,873	664	-	-	-
N80200	Security systems service activities	-	-	-	-	-	-
N80300	Investigation activities	S	S	S	S	S	S
N81100	Combined facilities support activities	S	S	S	S	S	S
N81210	General cleaning of buildings	52,589	52,429	160	-	-	-
N81292	Pest control services, non-agricultural	16,176	16,176	-	-	-	-
N82191	Photocopying service activities	S	S	S	S	S	S
N82211	Customer relationship management activities	15,031	15,031	-	-	-	-
N82212	Sales and marketing (including telemarketing) activities	-	-	-	-	-	-
N82219	Other call centers activities (voice), n.e.c.						
N82221	Finance and accounting activities	136,879	136,879	-	-	-	-
N82226	Medical transcription activities	50	50	-	-	-	-
N82293	Publishing outsourcing activities	S	S	S	S	S	S

TABLE 9a Number of Establishments and Value of Inventories for Administrative and Support Service Activities Establishments with Total Employment of 20 and Over by Industry Sub-class: Philippines, 2010 *(Continued)*

(Value in thousand pesos. Details may not add up to total due to rounding and/or statistical disclosure control)

2009 PSIC Code	Region / Industry Description	Value of Inventories as of December 31					
		Total	Materials and Supplies	Fuels, Lubricants, Oils and Greases	Goods for Resale	Real Estate for Sale	Other Inventories
		(8)	(9)	(10)	(11)	(12)	(13)
N82299	Other back office operations activities, n.e.c.	S	S	S	S	S	S
N82300	Organization of conventions and trade shows	-	-	-	-	-	-
N82910	Activities of collection agencies and credit bureaus	607	607	-	-	-	-
N82920	Packaging activities	126,071	126,071	-	-	-	-
N82990	Other business support service activities, n.e.c.	1,129	1,129	-	-	-	-
	<b>Cordillera Administrative Region</b>	<b>11</b>	<b>11</b>	<b>-</b>	<b>-</b>	<b>-</b>	<b>-</b>
N80100	Private security activities	11	11	-	-	-	-
N82211	Customer relationship management activities						
	<b>Ilocos Region</b>	<b>25,902</b>	<b>25,601</b>	<b>-</b>	<b>301</b>	<b>-</b>	<b>-</b>
N80100	Private security activities	43	43	-	-	-	-
N81210	General cleaning of buildings	25,860	25,559	-	301	-	-
N81299	Other building and industrial cleaning activities, n.e.c.						
N82211	Customer relationship management activities						
	<b>II - Cagayan Valley</b>	<b>66</b>	<b>66</b>	<b>-</b>	<b>-</b>	<b>-</b>	<b>-</b>
N77306	Renting of computers and computer peripherals equipment	66	66	-	-	-	-
N78101	Labor recruitment and provision of personnel, local						
N80100	Private security activities						
	<b>III - Central Luzon</b>	<b>6,927</b>	<b>4,091</b>	<b>2,623</b>	<b>213</b>	<b>-</b>	<b>-</b>
N77305	Renting of construction and civil engineering machinery and equipment	S	S	S	S	S	S
N78101	Labor recruitment and provision of personnel, local	351	126	12	213	-	-
N78102	Labor recruitment and provision of personnel, overseas						
N80100	Private security activities	4,040	2,109	1,931	-	-	-
N80200	Security systems service activities	S	S	S	S	S	S
N81210	General cleaning of buildings	1,705	1,069	636	-	-	-
N81299	Other building and industrial cleaning activities, n.e.c.						
N82211	Customer relationship management activities						

TABLE 9a Number of Establishments and Value of Inventories for Administrative and Support Service Activities Establishments with Total Employment of 20 and Over by Industry Sub-class: Philippines, 2010 *(Continued)*

(Value in thousand pesos. Details may not add up to total due to rounding and/or statistical disclosure control)

2009 PSIC Code	Region / Industry Description	Value of Inventories as of December 31					
		Total	Materials and Supplies	Fuels, Lubricants, Oils and Greases	Goods for Resale	Real Estate for Sale	Other Inventories
		(8)	(9)	(10)	(11)	(12)	(13)
	<b>IVA - CALABARZON</b>	<b>8,216</b>	<b>7,453</b>	<b>763</b>	<b>-</b>	<b>-</b>	<b>-</b>
N77305	Renting of construction and civil engineering machinery and equipment	S	S	S	S	S	S
N77309	Renting and leasing of other machinery, equipment and tangible goods, n.e.c.	S	S	S	S	S	S
N78101	Labor recruitment and provision of personnel, local	3,580	3,119	462	-	-	-
N78102	Labor recruitment and provision of personnel, overseas	-	-	-	-	-	-
N80100	Private security activities	3,611	3,559	53	-	-	-
N81210	General cleaning of buildings	18	10	8	-	-	-
N81292	Pest control services, non-agricultural	759	759	-	-	-	-
N82199	Other specialized office support activities	S	S	S	S	S	S
N82211	Customer relationship management activities	198	-	198	-	-	-
N82920	Packaging activities	-	-	-	-	-	-
	<b>IVB - MIMAROPA</b>	<b>82</b>	<b>82</b>	<b>-</b>	<b>-</b>	<b>-</b>	<b>-</b>
N80100	Private security activities	82	82	-	-	-	-
N81210	General cleaning of buildings						
	<b>V - Bicol Region</b>	<b>-</b>	<b>-</b>	<b>-</b>	<b>-</b>	<b>-</b>	<b>-</b>
N78101	Labor recruitment and provision of personnel, local	-	-	-	-	-	-
N80100	Private security activities						
N81210	General cleaning of buildings						
N82211	Customer relationship management activities						
	<b>VI - Western Visayas</b>	<b>42,161</b>	<b>41,883</b>	<b>278</b>	<b>-</b>	<b>-</b>	<b>-</b>
N77305	Renting of construction and civil engineering machinery and equipment	S	S	S	S	S	S
N77309	Renting and leasing of other machinery, equipment and tangible goods, n.e.c.	S	S	S	S	S	S
N78101	Labor recruitment and provision of personnel, local	3	3	-	-	-	-
N78102	Labor recruitment and provision of personnel, overseas						
N80100	Private security activities	511	482	30	-	-	-
N81210	General cleaning of buildings	276	276	-	-	-	-
N81292	Pest control services, non-agricultural						
N82211	Customer relationship management activities						



TABLE 9a Number of Establishments and Value of Inventories for Administrative and Support Service Activities Establishments with Total Employment of 20 and Over by Industry Sub-class: Philippines, 2010 *(Continued)*

(Value in thousand pesos. Details may not add up to total due to rounding and/or statistical disclosure control)

2009 PSIC Code	Region / Industry Description	Value of Inventories as of December 31					
		Total	Materials and Supplies	Fuels, Lubricants, Oils and Greases	Goods for Resale	Real Estate for Sale	Other Inventories
		(8)	(9)	(10)	(11)	(12)	(13)
N82990	Other business support service activities, n.e.c.	S	S	S	S	S	S
	<b>VII - Central Visayas</b>	<b>62,289</b>	<b>62,186</b>	<b>103</b>	<b>-</b>	<b>-</b>	<b>-</b>
N77210	Renting and leasing of recreational and sports goods	S	S	S	S	S	S
N77305	Renting of construction and civil engineering machinery and equipment	48	48	-	-	-	-
N77306	Renting of computers and computer peripherals equipment	52,978	52,978	-	-	-	-
N77307	Renting of office machinery and equipment (excluding computers)						
N77309	Renting and leasing of other machinery, equipment and tangible goods, n.e.c.						
N78101	Labor recruitment and provision of personnel, local	-	-	-	-	-	-
N78102	Labor recruitment and provision of personnel, overseas	32	32	-	-	-	-
N79110	Travel agency activities	S	S	S	S	S	S
N79901	Activities of booking offices related to transport	S	S	S	S	S	S
N80100	Private security activities	364	341	24	-	-	-
N80200	Security systems service activities	90	90	-	-	-	-
N81210	General cleaning of buildings	1,254	1,224	29	-	-	-
N81292	Pest control services, non-agricultural	S	S	S	S	S	S
N82211	Customer relationship management activities	1,000	1,000	-	-	-	-
N82226	Medical transcription activities	S	S	S	S	S	S
N82910	Activities of collection agencies and credit bureaus	S	S	S	S	S	S
N82920	Packaging activities	S	S	S	S	S	S
	<b>VIII - Eastern Visayas</b>	<b>85</b>	<b>36</b>	<b>31</b>	<b>18</b>	<b>-</b>	<b>-</b>
N77304	Renting of agricultural machinery and equipment	S	S	S	S	S	S
N78101	Labor recruitment and provision of personnel, local	49	-	31	18	-	-
N80100	Private security activities	-	-	-	-	-	-
N81210	General cleaning of buildings	S	S	S	S	S	S
N81299	Other building and industrial cleaning activities, n.e.c.	S	S	S	S	S	S
	<b>IX - Zamboanga Peninsula</b>	<b>29</b>	<b>23</b>	<b>6</b>	<b>-</b>	<b>-</b>	<b>-</b>
N80100	Private security activities	29	23	6	-	-	-

TABLE 9a Number of Establishments and Value of Inventories for Administrative and Support Service Activities Establishments with Total Employment of 20 and Over by Industry Sub-class: Philippines, 2010 *(Concluded)*

(Value in thousand pesos. Details may not add up to total due to rounding and/or statistical disclosure control)

2009 PSIC Code	Region / Industry Description	Value of Inventories as of December 31					
		Total	Materials and Supplies	Fuels, Lubricants, Oils and Greases	Goods for Resale	Real Estate for Sale	Other Inventories
		(8)	(9)	(10)	(11)	(12)	(13)
	<b>X - Northern Mindanao</b>	<b>4,790</b>	<b>4,563</b>	<b>226</b>	<b>-</b>	<b>-</b>	<b>-</b>
N78101	Labor recruitment and provision of personnel, local	S	S	S	S	S	S
N80100	Private security activities	25	21	4	-	-	-
N81210	General cleaning of buildings	S	S	S	S	S	S
N82191	Photocopying service activities	S	S	S	S	S	S
N82211	Customer relationship management activities	S	S	S	S	S	S
	<b>XI - Davao Region</b>	<b>112</b>	<b>112</b>	<b>-</b>	<b>-</b>	<b>-</b>	<b>-</b>
N77305	Renting of construction and civil engineering machinery and equipment	}	7	7	-	-	-
N78101	Labor recruitment and provision of personnel, local						
N80100	Private security activities		3	3	-	-	-
N81210	General cleaning of buildings		102	102	-	-	-
N82211	Customer relationship management activities		-	-	-	-	-
	<b>XII - SOCCSKSARGEN</b>	<b>1,868</b>	<b>407</b>	<b>5</b>	<b>1,455</b>	<b>-</b>	<b>-</b>
N78101	Labor recruitment and provision of personnel, local	1,857	396	5	1,455	-	-
N80100	Private security activities	11	11	-	-	-	-
	<b>XIII - Caraga</b>	<b>343</b>	<b>343</b>	<b>-</b>	<b>-</b>	<b>-</b>	<b>-</b>
N80100	Private security activities	}	343	343	-	-	-
N82211	Customer relationship management activities						

TABLE 10a Number of Reporting Establishments and Nationality with Highest Capital Participation Rate as of December 31 for Administrative and Support Service Activities Establishment with Total Employment of 20 and Over by Industry Sub-Class: Philippines, 2010

(An establishment with equal capital participation rate may be reported several times)

2009 PSIC Code	Region / Industry Description	Number of Reporting Establishments	Nationality with Highest Capital Participation Rate				
			Filipino	American	British	Chinese	Geman
		(1)	(2)	(3)	(4)	(5)	(6)
	<b>PHILIPPINES</b>	<b>864</b>	<b>756</b>	<b>62</b>	<b>9</b>	<b>3</b>	<b>1</b>
N77100	Renting and leasing of motor vehicles	5	5	5	5	5	5
N77210	Renting and leasing of recreational and sports goods						
N77220	Renting of video tapes and disks						
N77296	Renting of audio-video machines	6	6	-	-	-	-
N77299	Renting of personal and household goods, n.e.c.						
N77304	Renting of agricultural machinery and equipment						
N77305	Renting of construction and civil engineering machinery and equipment	17	17	-	-	-	-
N77306	Renting of computers and computer peripherals equipment	3	3	-	-	-	-
N77307	Renting of office machinery and equipment (excluding computers)	4	4	-	-	-	-
N77309	Renting and leasing of other machinery, equipment and tangible goods, n.e.c.	6	6	-	-	-	-
N78101	Labor recruitment and provision of personnel, local	126	124	1	1	-	-
N78102	Labor recruitment and provision of personnel, overseas						
N78109	Other activities of employment placement agencies, n.e.c.	39	38	-	-	-	-
N78202	Temporary labor recruitment and provision of personnel, overseas	5	5	5	5	5	5
N79110	Travel agency activities	19	17	-	2	-	-
N79901	Activities of booking offices related to transport	6	6	-	-	-	-
N80100	Private security activities	342	341	-	-	1	-
N80200	Security systems service activities	7	7	-	-	-	-
N80300	Investigation activities	5	5	5	5	5	5
N81100	Combined facilities support activities	5	5	5	5	5	5
N81210	General cleaning of buildings	66	65	-	-	1	-
N81292	Pest control services, non-agricultural	11	10	-	1	-	-
N81299	Other building and industrial cleaning activities, n.e.c.	3	3	-	-	-	-
N82191	Photocopying service activities						
N82199	Other specialized office support activities	3	3	-	-	-	-
N82211	Customer relationship management activities	154	62	58	5	1	1
N82212	Sales and marketing (including telemarketing) activities	3	1	-	-	-	-
N82219	Other call centers activities (voice), n.e.c.	5	5	5	5	5	5
N82221	Finance and accounting activities	3	2	1	-	-	-
N82226	Medical transcription activities	11	10	-	-	-	-
N82293	Publishing outsourcing activities	5	5	5	5	5	5
N82299	Other back office operations activities, n.e.c.	5	5	5	5	5	5
N82300	Organization of conventions and trade shows	5	5	5	5	5	5
N82910	Activities of collection agencies and credit bureaus	9	9	-	-	-	-
N82920	Packaging activities	11	10	1	-	-	-
N82990	Other business support service activities, n.e.c.	5	4	-	-	-	-

TABLE 10a Number of Reporting Establishments and Nationality with Highest Capital Participation Rate as of December 31 for Administrative and Support Service Activities Establishment with Total Employment of 20 and Over by Industry Sub-Class: Philippines, 2010 *(Continued)*

(An establishment with equal capital participation rate may be reported several times)

2009 PSIC Code	Region / Industry Description	Number of Reporting Establishments	Nationality with Highest Capital Participation Rate				
			Filipino	American	British	Chinese	Geman
		(1)	(2)	(3)	(4)	(5)	(6)
	<b>National Capital Region</b>	<b>487</b>	<b>408</b>	<b>41</b>	<b>8</b>	<b>1</b>	<b>-</b>
N77100	Renting and leasing of motor vehicles	s	s	s	s	s	s
N77220	Renting of video tapes and disks	5	5	-	-	-	-
N77296	Renting of audio-video machines						
N77299	Renting of personal and household goods, n.e.c.						
N77305	Renting of construction and civil engineering machinery and equipment	8	8	-	-	-	-
N77306	Renting of computers and computer peripherals equipment	4	4	-	-	-	-
N77307	Renting of office machinery and equipment (excluding computers)						
N77309	Renting and leasing of other machinery, equipment and tangible goods, n.e.c.	3	3	-	-	-	-
N78101	Labor recruitment and provision of personnel, local	54	52	1	1	-	-
N78102	Labor recruitment and provision of personnel, overseas	28	27	-	-	-	-
N78109	Other activities of employment placement agencies, n.e.c.	s	s	s	s	s	s
N78202	Temporary labor recruitment and provision of personnel, overseas	s	s	s	s	s	s
N79110	Travel agency activities	18	16	-	2	-	-
N79901	Activities of booking offices related to transport	5	5	-	-	-	-
N80100	Private security activities	167	167	-	-	-	-
N80200	Security systems service activities	3	3	-	-	-	-
N80300	Investigation activities	s	s	s	s	s	s
N81100	Combined facilities support activities	s	s	s	s	s	s
N81210	General cleaning of buildings	38	37	-	-	-	-
N81292	Pest control services, non-agricultural	6	5	-	1	-	-
N82191	Photocopying service activities	s	s	s	s	s	s
N82211	Customer relationship management activities	101	37	37	4	1	-
N82212	Sales and marketing (including telemarketing) activities	3	1	-	-	-	-
N82219	Other call centers activities (voice), n.e.c.	s	s	s	s	s	s
N82221	Finance and accounting activities	3	2	1	-	-	-
N82226	Medical transcription activities	10	9	-	-	-	-
N82293	Publishing outsourcing activities	s	s	s	s	s	s
N82299	Other back office operations activities, n.e.c.	s	s	s	s	s	s
N82300	Organization of conventions and trade shows	s	s	s	s	s	s
N82910	Activities of collection agencies and credit bureaus	8	8	-	-	-	-
N82920	Packaging activities	7	6	1	-	-	-
N82990	Other business support service activities, n.e.c.	4	3	-	-	-	-

TABLE 10a Number of Reporting Establishments and Nationality with Highest Capital Participation Rate as of December 31 for Administrative and Support Service Activities Establishment with Total Employment of 20 and Over by Industry Sub-Class: Philippines, 2010 *(Continued)*

(An establishment with equal capital participation rate may be reported several times)

2009 PSIC Code	Region / Industry Description	Number of Reporting Establishments	Nationality with Highest Capital Participation Rate				
			Filipino	American	British	Chinese	Geman
		(1)	(2)	(3)	(4)	(5)	(6)
	<b>Cordillera Administrative Region</b>	<b>5</b>	<b>3</b>	<b>2</b>	-	-	-
N80100	Private security activities	5	3	2	-	-	-
N82211	Customer relationship management activities						
	<b>I-Ilocos Region</b>	<b>8</b>	<b>8</b>	-	-	-	-
N80100	Private security activities	8	8	-	-	-	-
N81210	General cleaning of buildings						
N81299	Other building and industrial cleaning activities, n.e.c.						
N82211	Customer relationship management activities						
	<b>II - Cagayan Valley</b>	<b>6</b>	<b>6</b>	-	-	-	-
N77306	Renting of computers and computer peripherals equipment	6	6	-	-	-	-
N78101	Labor recruitment and provision of personnel, local						
N80100	Private security activities						
	<b>III - Central Luzon</b>	<b>41</b>	<b>38</b>	<b>2</b>	-	-	-
N77305	Renting of construction and civil engineering machinery and equipment	5	5	5	5	5	5
N78101	Labor recruitment and provision of personnel, local	6	6	-	-	-	-
N78102	Labor recruitment and provision of personnel, overseas	5	5	5	5	5	5
N80100	Private security activities	17	17	-	-	-	-
N80200	Security systems service activities	5	5	5	5	5	5
N81210	General cleaning of buildings	5	5	-	-	-	-
N81299	Other building and industrial cleaning activities, n.e.c.	5	5	5	5	5	5
N82211	Customer relationship management activities	8	5	2	-	-	-
	<b>IVA - CALABARZON</b>	<b>68</b>	<b>67</b>	<b>1</b>	-	-	-
N77305	Renting of construction and civil engineering machinery and equipment	5	5	5	5	5	5
N77309	Renting and leasing of other machinery, equipment and tangible goods, n.e.c.	5	5	5	5	5	5
N78101	Labor recruitment and provision of personnel, local	18	18	-	-	-	-
N78102	Labor recruitment and provision of personnel, overseas	5	5	-	-	-	-
N80100	Private security activities	25	25	-	-	-	-
N81210	General cleaning of buildings	3	3	-	-	-	-
N81292	Pest control services, non-agricultural	3	3	-	-	-	-

TABLE 10a Number of Reporting Establishments and Nationality with Highest Capital Participation Rate as of December 31 for Administrative and Support Service Activities Establishment with Total Employment of 20 and Over by Industry Sub-Class: Philippines, 2010 *(Continued)*

(An establishment with equal capital participation rate may be reported several times)

2009 PSIC Code	Region / Industry Description	Number of Reporting Establishments	Nationality with Highest Capital Participation Rate				
			Filipino	American	British	Chinese	Geman
		(1)	(2)	(3)	(4)	(5)	(6)
N82199	Other specialized office support activities	5	5	5	5	5	5
N82211	Customer relationship management activities	7	6	1	-	-	-
N82920	Packaging activities	3	3	-	-	-	-
	<b>IVB - MIMAROPA</b>	<b>3</b>	<b>3</b>	<b>-</b>	<b>-</b>	<b>-</b>	<b>-</b>
N80100	Private security activities	3	3	-	-	-	-
N81210	General cleaning of buildings						
	<b>V - Bicol Region</b>	<b>6</b>	<b>5</b>	<b>1</b>	<b>-</b>	<b>-</b>	<b>-</b>
N78101	Labor recruitment and provision of personnel, local	6	5	1	-	-	-
N80100	Private security activities						
N81210	General cleaning of buildings						
N82211	Customer relationship management activities						
	<b>VI - Western Visayas</b>	<b>54</b>	<b>48</b>	<b>5</b>	<b>-</b>	<b>1</b>	<b>-</b>
N77305	Renting of construction and civil engineering machinery and equipment	5	5	5	5	5	5
N77309	Renting and leasing of other machinery, equipment and tangible goods, n.e.c.	5	5	5	5	5	5
N78101	Labor recruitment and provision of personnel, local	8	8	-	-	-	-
N78102	Labor recruitment and provision of personnel, overseas	5	5	5	5	5	5
N80100	Private security activities	29	29	-	-	-	-
N81210	General cleaning of buildings	3	3	-	-	1	-
N81292	Pest control services, non-agricultural	5	5	5	5	5	5
N82211	Customer relationship management activities	9	3	5	-	-	-
N82990	Other business support service activities, n.e.c.	5	5	5	5	5	5
	<b>VII - Central Visayas</b>	<b>78</b>	<b>63</b>	<b>10</b>	<b>1</b>	<b>-</b>	<b>1</b>
N77210	Renting and leasing of recreational and sports goods	5	5	5	5	5	5
N77305	Renting of construction and civil engineering machinery and equipment	3	3	-	-	-	-
N77306	Renting of computers and computer peripherals equipment	3	3	-	-	-	-
N77307	Renting of office machinery and equipment (excluding computers)						
N77309	Renting and leasing of other machinery, equipment and tangible goods, n.e.c.						
N78101	Labor recruitment and provision of personnel, local	12	12	-	-	-	-

TABLE 10a Number of Reporting Establishments and Nationality with Highest Capital Participation Rate as of December 31 for Administrative and Support Service Activities Establishment with Total Employment of 20 and Over by Industry Sub-Class: Philippines, 2010 *(Continued)*

(An establishment with equal capital participation rate may be reported several times)

2009 PSIC Code	Region / Industry Description	Number of Reporting Establishments	Nationality with Highest Capital Participation Rate				
			Filipino	American	British	Chinese	Geman
		(1)	(2)	(3)	(4)	(5)	(6)
N78102	Labor recruitment and provision of personnel, overseas	2	2	-	-	-	-
N79110	Travel agency activities	S	S	S	S	S	S
N79901	Activities of booking offices related to transport	S	S	S	S	S	S
N80100	Private security activities	22	22	-	-	-	-
N80200	Security systems service activities	3	3	-	-	-	-
N81210	General cleaning of buildings	8	8	-	-	-	-
N81292	Pest control services, non-agricultural	S	S	S	S	S	S
N82211	Customer relationship management activities	18	3	10	1	-	1
N82226	Medical transcription activities	S	S	S	S	S	S
N82910	Activities of collection agencies and credit bureaus	S	S	S	S	S	S
N82920	Packaging activities	S	S	S	S	S	S
<b>VIII - Eastern Visayas</b>		<b>13</b>	<b>13</b>	-	-	-	-
N77304	Renting of agricultural machinery and equipment	S	S	S	S	S	S
N78101	Labor recruitment and provision of personnel, local	5	5	-	-	-	-
N80100	Private security activities	5	5	-	-	-	-
N81210	General cleaning of buildings	S	S	S	S	S	S
N81299	Other building and industrial cleaning activities, n.e.c.	S	S	S	S	S	S
<b>IX - Zamboanga Peninsula</b>		<b>10</b>	<b>10</b>	-	-	-	-
N80100	Private security activities	10	10	-	-	-	-
<b>X - Northern Mindanao</b>		<b>16</b>	<b>16</b>	-	-	-	-
N78101	Labor recruitment and provision of personnel, local	S	S	S	S	S	S
N80100	Private security activities	10	10	-	-	-	-
N81210	General cleaning of buildings	S	S	S	S	S	S
N82191	Photocopying service activities	S	S	S	S	S	S
N82211	Customer relationship management activities	S	S	S	S	S	S
<b>XI - Davao Region</b>		<b>44</b>	<b>43</b>	-	-	<b>1</b>	-
N77305	Renting of construction and civil engineering machinery and equipment	S	S	S	S	S	S
N78101	Labor recruitment and provision of personnel, local	8	8	-	-	-	-
N80100	Private security activities	29	28	-	-	1	-
N81210	General cleaning of buildings	3	3	-	-	-	-
N82211	Customer relationship management activities	3	3	-	-	-	-

TABLE 10a Number of Reporting Establishments and Nationality with Highest Capital Participation Rate as of December 31 for Administrative and Support Service Activities Establishment with Total Employment of 20 and Over by Industry Sub-Class: Philippines, 2010 *(Continued)*

(An establishment with equal capital participation rate may be reported several times)

2009 PSIC Code	Region / Industry Description	Number of Reporting Establishments	Nationality with Highest Capital Participation Rate				
			Filipino	American	British	Chinese	Geman
		(1)	(2)	(3)	(4)	(5)	(6)
	<b>XII - SOCCSKSARGEN</b>	<b>18</b>	<b>18</b>	-	-	-	-
N78101	Labor recruitment and provision of personnel, local	12	12	-	-	-	-
N80100	Private security activities	6	6	-	-	-	-
	<b>XIII - Caraga</b>	<b>7</b>	<b>7</b>	-	-	-	-
N80100	Private security activities	7	7	-	-	-	-
N82211	Customer relationship management activities						



TABLE 10a Number of Reporting Establishments and Nationality with Highest Capital Participation Rate as of December 31 for Administrative and Support Service Activities Establishment with Total Employment of 20 and Over by Industry Sub-Class: Philippines, 2010 *(Continued)*

(An establishment with equal capital participation rate may be reported several times)

2009 PSIC Code	Region / Industry Description	Nationality with Highest Capital Participation Rate				
		Japanese	Korean	Singaporean	Taiwanese	Other Nationalities
		(7)	(8)	(9)	(10)	(11)
	<b>PHILIPPINES</b>	<b>3</b>	<b>-</b>	<b>5</b>	<b>-</b>	<b>29</b>
N77100	Renting and leasing of motor vehicles	S	S	S	S	S
N77210	Renting and leasing of recreational and sports goods	}	}	}	}	}
N77220	Renting of video tapes and disks					
N77296	Renting of audio-video machines					
N77299	Renting of personal and household goods, n.e.c.					
N77304	Renting of agricultural machinery and equipment	}	}	}	}	}
N77305	Renting of construction and civil engineering machinery and equipment					
N77306	Renting of computers and computer peripherals equipment	-	-	-	-	-
N77307	Renting of office machinery and equipment (excluding computers)	-	-	-	-	-
N77309	Renting and leasing of other machinery, equipment and tangible goods, n.e.c.	-	-	-	-	-
N78101	Labor recruitment and provision of personnel, local	-	-	-	-	-
N78102	Labor recruitment and provision of personnel, overseas	}	}	}	}	1
N78109	Other activities of employment placement agencies, n.e.c.					
N78202	Temporary labor recruitment and provision of personnel, overseas	S	S	S	S	S
N79110	Travel agency activities	-	-	-	-	-
N79901	Activities of booking offices related to transport	-	-	-	-	-
N80100	Private security activities	-	-	-	-	-
N80200	Security systems service activities	-	-	-	-	-
N80300	Investigation activities	S	S	S	S	S
N81100	Combined facilities support activities	S	S	S	S	S
N81210	General cleaning of buildings	1	-	-	-	-
N81292	Pest control services, non-agricultural	-	-	-	-	-
N81299	Other building and industrial cleaning activities, n.e.c.	-	-	-	-	-
N82191	Photocopying service activities	}	}	}	}	}
N82199	Other specialized office support activities					
N82211	Customer relationship management activities	2	-	5	-	23
N82212	Sales and marketing (including telemarketing) activities	-	-	-	-	2
N82219	Other call centers activities (voice), n.e.c.	S	S	S	S	S
N82221	Finance and accounting activities	-	-	-	-	-
N82226	Medical transcription activities	-	-	-	-	1
N82293	Publishing outsourcing activities	S	S	S	S	S
N82299	Other back office operations activities, n.e.c.	S	S	S	S	S
N82300	Organization of conventions and trade shows	S	S	S	S	S
N82910	Activities of collection agencies and credit bureaus	-	-	-	-	-
N82920	Packaging activities	-	-	-	-	-
N82990	Other business support service activities, n.e.c.	-	-	-	-	1

TABLE 10a Number of Reporting Establishments and Nationality with Highest Capital Participation Rate as of December 31 for Administrative and Support Service Activities Establishment with Total Employment of 20 and Over by Industry Sub-Class: Philippines, 2010 *(Continued)*

(An establishment with equal capital participation rate may be reported several times)

2009 PSIC Code	Region / Industry Description	Nationality with Highest Capital Participation Rate				
		Japanese	Korean	Singaporean	Taiwanese	Other Nationalities
		(7)	(8)	(9)	(10)	(11)
	<b>National Capital Region</b>	<b>3</b>	<b>-</b>	<b>5</b>	<b>-</b>	<b>24</b>
N77100	Renting and leasing of motor vehicles	S	S	S	S	S
N77220	Renting of video tapes and disks	}	-	-	-	-
N77296	Renting of audio-video machines					
N77299	Renting of personal and household goods, n.e.c.					
N77305	Renting of construction and civil engineering machinery and equipment	-	-	-	-	-
N77306	Renting of computers and computer peripherals equipment	}	-	-	-	-
N77307	Renting of office machinery and equipment (excluding computers)					
N77309	Renting and leasing of other machinery, equipment and tangible goods, n.e.c.					
N78101	Labor recruitment and provision of personnel, local	-	-	-	-	-
N78102	Labor recruitment and provision of personnel, overseas	-	-	-	-	1
N78109	Other activities of employment placement agencies, n.e.c.	S	S	S	S	S
N78202	Temporary labor recruitment and provision of personnel, overseas	S	S	S	S	S
N79110	Travel agency activities	-	-	-	-	-
N79901	Activities of booking offices related to transport	-	-	-	-	-
N80100	Private security activities	-	-	-	-	-
N80200	Security systems service activities	-	-	-	-	-
N80300	Investigation activities	S	S	S	S	S
N81100	Combined facilities support activities	S	S	S	S	S
N81210	General cleaning of buildings	1	-	-	-	-
N81292	Pest control services, non-agricultural	-	-	-	-	-
N82191	Photocopying service activities	S	S	S	S	S
N82211	Customer relationship management activities	2	-	5	-	18
N82212	Sales and marketing (including telemarketing) activities	-	-	-	-	2
N82219	Other call centers activities (voice), n.e.c.	S	S	S	S	S
N82221	Finance and accounting activities	-	-	-	-	-
N82226	Medical transcription activities	-	-	-	-	1
N82293	Publishing outsourcing activities	S	S	S	S	S
N82299	Other back office operations activities, n.e.c.	S	S	S	S	S
N82300	Organization of conventions and trade shows	S	S	S	S	S
N82910	Activities of collection agencies and credit bureaus	-	-	-	-	-
N82920	Packaging activities	-	-	-	-	-
N82990	Other business support service activities, n.e.c.	-	-	-	-	1

TABLE 10a Number of Reporting Establishments and Nationality with Highest Capital Participation Rate as of December 31 for Administrative and Support Service Activities Establishment with Total Employment of 20 and Over by Industry Sub-Class: Philippines, 2010 *(Continued)*

(An establishment with equal capital participation rate may be reported several times)

2009 PSIC Code	Region / Industry Description	Nationality with Highest Capital Participation Rate				
		Japanese	Korean	Singaporean	Taiwanese	Other Nationalities
		(7)	(8)	(9)	(10)	(11)
	<b>Cordillera Administrative Region</b>	-	-	-	-	-
N80100	Private security activities	}	-	-	-	-
N82211	Customer relationship management activities		-	-	-	-
	<b>I-Ilocos Region</b>	-	-	-	-	-
N80100	Private security activities	}	-	-	-	-
N81210	General cleaning of buildings		-	-	-	-
N81299	Other building and industrial cleaning activities, n.e.c.		-	-	-	-
N82211	Customer relationship management activities		-	-	-	-
	<b>II - Cagayan Valley</b>	-	-	-	-	-
N77306	Renting of computers and computer peripherals equipment	}	-	-	-	-
N78101	Labor recruitment and provision of personnel, local		-	-	-	-
N80100	Private security activities		-	-	-	-
	<b>III - Central Luzon</b>	-	-	-	-	1
N77305	Renting of construction and civil engineering machinery and equipment	S	S	S	S	S
N78101	Labor recruitment and provision of personnel, local	-	-	-	-	-
N78102	Labor recruitment and provision of personnel, overseas	S	S	S	S	S
N80100	Private security activities	-	-	-	-	-
N80200	Security systems service activities	S	S	S	S	S
N81210	General cleaning of buildings	-	-	-	-	-
N81299	Other building and industrial cleaning activities, n.e.c.	S	S	S	S	S
N82211	Customer relationship management activities	-	-	-	-	1
	<b>IVA - CALABARZON</b>	-	-	-	-	-
N77305	Renting of construction and civil engineering machinery and equipment	S	S	S	S	S
N77309	Renting and leasing of other machinery, equipment and tangible goods, n.e.c.	S	S	S	S	S
N78101	Labor recruitment and provision of personnel, local	-	-	-	-	-
N78102	Labor recruitment and provision of personnel, overseas	-	-	-	-	-
N80100	Private security activities	-	-	-	-	-

TABLE 10a Number of Reporting Establishments and Nationality with Highest Capital Participation Rate as of December 31 for Administrative and Support Service Activities Establishment with Total Employment of 20 and Over by Industry Sub-Class: Philippines, 2010 *(Continued)*

(An establishment with equal capital participation rate may be reported several times)

2009 PSIC Code	Region / Industry Description	Nationality with Highest Capital Participation Rate				
		Japanese	Korean	Singaporean	Taiwanese	Other Nationalities
		(7)	(8)	(9)	(10)	(11)
N81210	General cleaning of buildings	-	-	-	-	-
N81292	Pest control services, non-agricultural	-	-	-	-	-
N82199	Other specialized office support activities	S	S	S	S	S
N82211	Customer relationship management activities	-	-	-	-	-
N82920	Packaging activities	-	-	-	-	-
	<b>IVB - MIMAROPA</b>	-	-	-	-	-
N80100	Private security activities	}	-	-	-	-
N81210	General cleaning of buildings					
	<b>V - Bicol Region</b>	-	-	-	-	-
N78101	Labor recruitment and provision of personnel, local	}	-	-	-	-
N80100	Private security activities					
N81210	General cleaning of buildings					
N82211	Customer relationship management activities					
	<b>VI - Western Visayas</b>	-	-	-	-	1
N77305	Renting of construction and civil engineering machinery and equipment	S	S	S	S	S
N77309	Renting and leasing of other machinery, equipment and tangible goods, n.e.c.	S	S	S	S	S
N78101	Labor recruitment and provision of personnel, local	-	-	-	-	-
N78102	Labor recruitment and provision of personnel, overseas	S	S	S	S	S
N80100	Private security activities	-	-	-	-	-
N81210	General cleaning of buildings	-	-	-	-	-
N81292	Pest control services, non-agricultural	S	S	S	S	S
N82211	Customer relationship management activities	-	-	-	-	1
N82990	Other business support service activities, n.e.c.	S	S	S	S	S
	<b>VII - Central Visayas</b>	-	-	-	-	3
N77210	Renting and leasing of recreational and sports goods	S	S	S	S	S
N77305	Renting of construction and civil engineering machinery and equipment	-	-	-	-	-
N77306	Renting of computers and computer peripherals equipment	}	-	-	-	-
N77307	Renting of office machinery and equipment (excluding computers)					
N77309	Renting and leasing of other machinery, equipment and tangible goods, n.e.c.					

TABLE 10a Number of Reporting Establishments and Nationality with Highest Capital Participation Rate as of December 31 for Administrative and Support Service Activities Establishment with Total Employment of 20 and Over by Industry Sub-Class: Philippines, 2010 *(Continued)*

(An establishment with equal capital participation rate may be reported several times)

2009 PSIC Code	Region / Industry Description	Nationality with Highest Capital Participation Rate				
		Japanese	Korean	Singaporean	Taiwanese	Other Nationalities
		(7)	(8)	(9)	(10)	(11)
N78101	Labor recruitment and provision of personnel, local	-	-	-	-	-
N78102	Labor recruitment and provision of personnel, overseas	-	-	-	-	-
N79110	Travel agency activities	S	S	S	S	S
N79901	Activities of booking offices related to transport	S	S	S	S	S
N80100	Private security activities	-	-	-	-	-
N80200	Security systems service activities	-	-	-	-	-
N81210	General cleaning of buildings	-	-	-	-	-
N81292	Pest control services, non-agricultural	S	S	S	S	S
N82211	Customer relationship management activities	-	-	-	-	3
N82226	Medical transcription activities	S	S	S	S	S
N82910	Activities of collection agencies and credit bureaus	S	S	S	S	S
N82920	Packaging activities	S	S	S	S	S
	<b>VIII - Eastern Visayas</b>	-	-	-	-	-
N77304	Renting of agricultural machinery and equipment	S	S	S	S	S
N78101	Labor recruitment and provision of personnel, local	-	-	-	-	-
N80100	Private security activities	-	-	-	-	-
N81210	General cleaning of buildings	S	S	S	S	S
N81299	Other building and industrial cleaning activities, n.e.c.	S	S	S	S	S
	<b>IX - Zamboanga Peninsula</b>	-	-	-	-	-
N80100	Private security activities	-	-	-	-	-
	<b>X - Northern Mindanao</b>	-	-	-	-	-
N78101	Labor recruitment and provision of personnel, local	S	S	S	S	S
N80100	Private security activities	-	-	-	-	-
N81210	General cleaning of buildings	S	S	S	S	S
N82191	Photocopying service activities	S	S	S	S	S
N82211	Customer relationship management activities	S	S	S	S	S
	<b>XI - Davao Region</b>	-	-	-	-	-
N77305	Renting of construction and civil engineering machinery and equipment	S	S	S	S	S
N78101	Labor recruitment and provision of personnel, local	-	-	-	-	-
N80100	Private security activities	-	-	-	-	-
N81210	General cleaning of buildings	-	-	-	-	-
N82211	Customer relationship management activities	-	-	-	-	-

TABLE 10a Number of Reporting Establishments and Nationality with Highest Capital Participation Rate as of December 31 for Administrative and Support Service Activities Establishment with Total Employment of 20 and Over by Industry Sub-Class: Philippines, 2010 *(Concluded)*

(An establishment with equal capital participation rate may be reported several times)

2009 PSIC Code	Region / Industry Description	Nationality with Highest Capital Participation Rate				
		Japanese	Korean	Singaporean	Taiwanese	Other Nationalities
		(7)	(8)	(9)	(10)	(11)
	<b>XII - SOCCSKSARGEN</b>	-	-	-	-	-
N78101	Labor recruitment and provision of personnel, local	-	-	-	-	-
N80100	Private security activities	-	-	-	-	-
	<b>XIII - Caraga</b>	-	-	-	-	-
N80100	Private security activities	}	-	-	-	-
N82211	Customer relationship management activities		-	-	-	-

# **Statistical Tables**

**For Establishments with Total Employment  
of Less Than 20**

**National Tables**

TABLE 1b Summary Statistics for Administrative and Support Service Activities Establishments with Total Employment of Less Than 20  
by Industry Sub-Class: Philippines, 2010

(Value in thousand pesos. Details may not add up to total due to rounding and/or statistical disclosure control)

2009 PSIC Code	Industry Description	Number of Establishments	Employment as of November 15		Total Compensation	Total Revenue
			Total	Paid Employees		
		(1)	(2)	(3)	(4)	(5)
	PHILIPPINES	4,862	34,851	33,599	5,787,610	25,381,971
N77210	Renting and leasing of recreational and sports goods	21	66	54	5,917	34,749
N77220	Renting of video tapes and disks	336	1,300	1,223	102,904	434,789
N77291	Renting of wearing apparel	51	148	122	10,738	29,454
N77292	Renting of furniture	6	26	26	1,868	31,395
N77295	Renting of electrical appliances	16	56	56	4,068	27,768
N77296	Renting of audio-video machines					
N77299	Renting of personal and household goods, n.e.c.	6	38	32	5,724	23,468
N77301	Renting of land transport equipment	15	71	71	6,872	33,545
N77302	Renting of water transport equipment					
N77304	Renting of agricultural machinery and equipment	3	39	31	3,225	16,587
N77305	Renting of construction and civil engineering machinery and equipment	43	306	306	36,288	74,862
N77306	Renting of computers and computer peripherals equipment	269	991	905	138,452	704,125
N77307	Renting of office machinery and equipment (excluding computers)	3	21	15	4,896	46,059
N77309	Renting and leasing of other machinery, equipment and tangible goods, n.e.c.	35	287	198	19,497	109,191
N78101	Labor recruitment and provision of personnel, local	633	5,708	5,576	1,045,019	6,433,493
N78102	Labor recruitment and provision of personnel, overseas	1,444	12,135	11,645	2,098,440	6,237,937
N78104	Casting agencies activities	3	26	26	2,503	5,309
N78105	Theatrical booking agency activities					
N78109	Other activities of employment placement agencies, n.e.c.					
N78300	Other human resources provision	s	s	s	s	s
N79110	Travel agency activities	820	5,041	4,904	683,228	3,096,839
N79120	Tour operator activities	1	30	28	1,585	9,643
N79901	Activities of booking offices related to transport	105	817	728	282,918	759,703
N79905	Tourist assistance activities (e.g. tourist guides)	s	s	s	s	s
N80100	Private security activities	234	2,428	2,428	478,551	1,192,194
N80200	Security systems service activities	10	78	78	13,827	87,968
N80300	Investigation activities	12	44	40	4,549	23,020
N81100	Combined facilities support activities	3	41	41	3,564	58,112
N81210	General cleaning of buildings	60	561	540	36,378	202,514
N81292	Pest control services, non-agricultural	68	471	467	57,873	1,495,292
N81299	Other building and industrial cleaning activities, n.e.c.	12	98	98	11,045	359,950
N81300	Landscape care and maintenance service activities	s	s	s	s	s
N82191	Photocopying service activities	94	480	462	45,665	144,231
N82211	Customer relationship management activities	83	737	737	359,109	895,488
N82212	Sales and marketing (including telemarketing) activities					



TABLE 1b Summary Statistics for Administrative and Support Service Activities Establishments with Total Employment of Less Than 20  
by Industry Sub-Class: Philippines, 2010 *(Continued)*

(Value in thousand pesos. Details may not add up to total due to rounding and/or statistical disclosure control)

2009 PSIC Code	Industry Description	Number of Establishments	Employment as of November 15		Total Compensation	Total Revenue
			Total	Paid Employees		
		(1)	(2)	(3)	(4)	(5)
N82223	Administrative support activities	31	400	379	50,124	92,511
N82224	Document processes activities					
N82226	Medical transcription activities					
N82227	Legal services activities	3	23	20	17,689	236,178
N82299	Other back office operations activities, n.e.c.					
N82300	Organization of conventions and trade shows	30	140	140	37,841	97,764
N82910	Activities of collection agencies and credit bureaus	107	627	627	56,051	757,523
N82920	Packaging activities	36	340	340	42,529	568,919
N82990	Other business support service activities, n.e.c.	263	1,228	1,207	111,794	1,010,197

TABLE 1b Summary Statistics for Administrative and Support Service Activities Establishments with Total Employment of Less Than 20  
by Industry Sub-Class: Philippines, 2010 *(Continued)*

(Value in thousand pesos. Details may not add up to total due to rounding and/or statistical disclosure control)

2009 PSIC Code	Industry Description	Total Cost	Value Added	Gross Additions to Fixed Assets	Change in Inventories	Subsidies
		(6)	(7)	(8)	(9)	(10)
	<b>PHILIPPINES</b>	<b>16,683,290</b>	<b>9,563,608</b>	<b>616,769</b>	<b>16,663</b>	<b>-</b>
N77210	Renting and leasing of recreational and sports goods	23,253	15,829	13,532	23	-
N77220	Renting of video tapes and disks	300,980	162,885	58	1,626	-
N77291	Renting of wearing apparel	14,182	18,996	-	1,319	-
N77292	Renting of furniture	6,272	22,195	-	(3,836)	-
N77295	Renting of electrical appliances	21,031	9,627	-	1,845	-
N77296	Renting of audio-video machines					
N77299	Renting of personal and household goods, n.e.c.	24,106	10,502	180	5,020	-
N77301	Renting of land transport equipment	23,057	20,587	-	(4)	-
N77302	Renting of water transport equipment					
N77304	Renting of agricultural machinery and equipment	15,094	9,703	7,974	776	-
N77305	Renting of construction and civil engineering machinery and equipment	34,683	47,703	(8,442)	2,792	-
N77306	Renting of computers and computer peripherals equipment	389,196	370,912	121,903	1,103	-
N77307	Renting of office machinery and equipment (excluding computers)	36,847	10,505	2,892	(371)	-
N77309	Renting and leasing of other machinery, equipment and tangible goods, n.e.c.	79,865	33,603	(8,662)	-	-
N78101	Labor recruitment and provision of personnel, local	4,158,180	2,417,412	50,126	3,750	-
N78102	Labor recruitment and provision of personnel, overseas	3,486,933	2,980,648	49,912	734	-
N78104	Casting agencies activities	4,782	818	-	-	-
N78105	Theatrical booking agency activities					
N78109	Other activities of employment placement agencies, n.e.c.					
N78300	Other human resources provision	s	s	s	s	s
N79110	Travel agency activities	2,152,211	1,064,012	14,915	(914)	-
N79120	Tour operator activities	10,188	4	-	-	-
N79901	Activities of booking offices related to transport	414,730	348,951	37,663	1,813	-
N79905	Tourist assistance activities (e.g. tourist guides)	s	s	s	s	s
N80100	Private security activities	758,685	528,288	-	3,670	-
N80200	Security systems service activities	17,746	61,122	-	(9,711)	-
N80300	Investigation activities	18,498	4,892	-	(802)	-
N81100	Combined facilities support activities	39,776	19,749	2,600	20	-
N81210	General cleaning of buildings	63,905	145,676	-	-	-
N81292	Pest control services, non-agricultural	1,375,874	138,246	11,622	8,251	-
N81299	Other building and industrial cleaning activities, n.e.c.	327,063	35,111	71	21	-
N81300	Landscape care and maintenance service activities	s	s	s	s	s
N82191	Photocopying service activities	93,226	57,092	10,214	74	-
N82211	Customer relationship management activities	732,269	243,367	124,807	-	-
N82212	Sales and marketing (including telemarketing) activities					

TABLE 1b Summary Statistics for Administrative and Support Service Activities Establishments with Total Employment of Less Than 20  
by Industry Sub-Class: Philippines, 2010 *(Concluded)*

(Value in thousand pesos. Details may not add up to total due to rounding and/or statistical disclosure control)

2009 PSIC Code	Industry Description	Total Cost	Value Added	Gross Additions to Fixed Assets	Change in Inventories	Subsidies
		(6)	(7)	(8)	(9)	(10)
N82223	Administrative support activities	24,958	69,637	-	-	-
N82224	Document processes activities					
N82226	Medical transcription activities					
N82227	Legal services activities	152,427	(125,565)	1,171	10	-
N82299	Other back office operations activities, n.e.c.					
N82300	Organization of conventions and trade shows	120,829	(3,340)	17,440	256	-
N82910	Activities of collection agencies and credit bureaus	746,859	163,115	165,628	-	-
N82920	Packaging activities	498,173	90,895	-	1,106	-
N82990	Other business support service activities, n.e.c.	478,650	576,055	1,167	(1,634)	-

TABLE 2b Number of Establishments and Employment by Type and Sex of Worker for Administrative and Support Service Activities Establishments with Total Employment of Less Than 20 by Industry Sub-Class: Philippines, 2010

(Details may not add up to total due to rounding and/or statistical disclosure control)

2009 PSIC Code	Industry Description	Number of Establishments	Employment as of November 15					
			Total		Paid		Unpaid	
			Male	Female	Male	Female	Male	Female
		(1)	(2)	(3)	(4)	(5)	(6)	(7)
	PHILIPPINES	4,862	15,832	19,019	15,176	18,424	656	595
N77210	Renting and leasing of recreational and sports goods	21	18	48	18	36	-	12
N77220	Renting of video tapes and disks	336	635	664	616	607	19	58
N77291	Renting of wearing apparel	51	2	146	2	120	-	25
N77292	Renting of furniture	6	12	14	12	14	-	-
N77295	Renting of electrical appliances	16	36	20	36	20	-	-
N77296	Renting of audio-video machines							
N77299	Renting of personal and household goods, n.e.c.	6	24	14	20	12	4	2
N77301	Renting of land transport equipment	15	39	32	39	32	-	-
N77302	Renting of water transport equipment							
N77304	Renting of agricultural machinery and equipment	3	21	18	19	12	2	6
N77305	Renting of construction and civil engineering machinery and equipment	43	239	67	239	67	-	-
N77306	Renting of computers and computer peripherals equipment	269	632	360	597	308	34	52
N77307	Renting of office machinery and equipment (excluding computers)	3	13	8	8	7	5	1
N77309	Renting and leasing of other machinery, equipment and tangible goods, n.e.c.	35	159	128	102	96	58	32
N78101	Labor recruitment and provision of personnel, local	633	3,057	2,651	2,983	2,593	74	59
N78102	Labor recruitment and provision of personnel, overseas	1,444	4,400	7,735	4,123	7,522	277	213
N78104	Casting agencies activities	3	8	18	8	18	-	-
N78105	Theatrical booking agency activities							
N78109	Other activities of employment placement agencies, n.e.c.							
N78300	Other human resources provision	s	s	s	s	s	s	s
N79110	Travel agency activities	820	1,458	3,584	1,398	3,506	60	78
N79120	Tour operator activities	1	5	25	4	24	1	1
N79901	Activities of booking offices related to transport	105	295	522	219	509	76	13
N79905	Tourist assistance activities (e.g. tourist guides)	s	s	s	s	s	s	s
N80100	Private security activities	234	1,830	598	1,830	598	-	-
N80200	Security systems service activities	10	59	19	59	19	-	-
N80300	Investigation activities	12	24	20	20	20	4	-
N81100	Combined facilities support activities	3	30	11	30	11	-	-
N81210	General cleaning of buildings	60	511	50	490	50	21	-
N81292	Pest control services, non-agricultural	68	307	164	305	162	2	2
N81299	Other building and industrial cleaning activities, n.e.c.	12	76	22	76	22	-	-
N81300	Landscape care and maintenance service activities	s	s	s	s	s	s	s
N82191	Photocopying service activities	94	223	257	223	239	-	18
N82211	Customer relationship management activities	83	458	280	458	280	-	-
N82212	Sales and marketing (including telemarketing) activities							

TABLE 2b Number of Establishments and Employment by Type and Sex of Worker for Administrative and Support Service Activities Establishments with Total Employment of Less Than 20 by Industry Sub-Class: Philippines, 2010 *(Concluded)*

(Details may not add up to total due to rounding and/or statistical disclosure control)

2009 PSIC Code	Industry Description	Number of Establishments	Employment as of November 15					
			Total		Paid		Unpaid	
			Male	Female	Male	Female	Male	Female
		(1)	(2)	(3)	(4)	(5)	(6)	(7)
N82223	Administrative support activities	31	107	293	100	279	7	14
N82224	Document processes activities							
N82226	Medical transcription activities							
N82227	Legal services activities	3	6	17	4	16	2	1
N82299	Other back office operations activities, n.e.c.							
N82300	Organization of conventions and trade shows	30	72	68	72	68	-	-
N82910	Activities of collection agencies and credit bureaus	107	213	414	213	414	-	-
N82920	Packaging activities	36	214	126	214	126	-	-
N82990	Other business support service activities, n.e.c.	263	621	607	611	596	10	10

TABLE 3b Number of Establishments and Compensation, Separation and Retirement Pay of Employees for Administrative and Support Service Activities Establishments with Total Employment of Less Than 20 by Industry Sub-class: Philippines, 2010

(Value in thousand pesos. Details may not add up to total due to rounding and/or statistical disclosure control)

2009 PSIC Code	Industry Description	Number of Establishments	Compensation			
			Total	Gross Salaries and Wages	Employer's Contribution to SSS/GSIS, etc.	Separation, Retirement/ Terminal Pay, Gratuities and others
		(1)	(2)	(3)	(4)	(5)
	PHILIPPINES	4,862	5,787,610	5,307,812	314,860	164,938
N77210	Renting and leasing of recreational and sports goods	21	5,917	5,560	335	21
N77220	Renting of video tapes and disks	336	102,904	94,613	8,270	21
N77291	Renting of wearing apparel	51	10,738	10,220	518	-
N77292	Renting of furniture	6	1,868	1,740	129	-
N77295	Renting of electrical appliances	16	4,068	3,817	246	4
N77296	Renting of audio-video machines					
N77299	Renting of personal and household goods, n.e.c.	6	5,724	5,308	416	-
N77301	Renting of land transport equipment	15	6,872	6,526	345	-
N77302	Renting of water transport equipment					
N77304	Renting of agricultural machinery and equipment	3	3,225	2,981	244	-
N77305	Renting of construction and civil engineering machinery and equipment	43	36,288	34,140	2,148	-
N77306	Renting of computers and computer peripherals equipment	269	138,452	129,358	8,836	258
N77307	Renting of office machinery and equipment (excluding computers)	3	4,896	4,642	254	-
N77309	Renting and leasing of other machinery, equipment and tangible goods, n.e.c.	35	19,497	17,630	562	1,305
N78101	Labor recruitment and provision of personnel, local	633	1,045,019	978,806	57,751	8,462
N78102	Labor recruitment and provision of personnel, overseas	1,444	2,098,440	1,943,925	117,037	37,478
N78104	Casting agencies activities	3	2,503	2,390	114	-
N78105	Theatrical booking agency activities					
N78109	Other activities of employment placement agencies, n.e.c.					
N78300	Other human resources provision	s	s	s	s	s
N79110	Travel agency activities	820	683,228	625,091	49,787	8,350
N79120	Tour operator activities	1	1,585	1,500	85	-
N79901	Activities of booking offices related to transport	105	282,918	260,121	10,170	12,627
N79905	Tourist assistance activities (e.g. tourist guides)	s	s	s	s	s
N80100	Private security activities	234	478,551	442,269	24,198	12,083
N80200	Security systems service activities	10	13,827	12,237	1,395	195
N80300	Investigation activities	12	4,549	4,262	287	-
N81100	Combined facilities support activities	3	3,564	3,172	392	-
N81210	General cleaning of buildings	60	36,378	34,707	1,671	-
N81292	Pest control services, non-agricultural	68	57,873	54,999	2,874	-
N81299	Other building and industrial cleaning activities, n.e.c.	12	11,045	10,568	477	-
N81300	Landscape care and maintenance service activities	s	s	s	s	s
N82191	Photocopying service activities	94	45,665	42,938	2,726	-

TABLE 3b Number of Establishments and Compensation, Separation and Retirement Pay of Employees for Administrative and Support Service Activities Establishments with Total Employment of Less Than 20 by Industry Sub-class: Philippines, 2010 *(Concluded)*

(Value in thousand pesos. Details may not add up to total due to rounding and/or statistical disclosure control)

2009 PSIC Code	Industry Description	Number of Establishments	Compensation			
			Total	Gross Salaries and Wages	Employer's Contribution to SSS/GSIS, etc.	Separation, Retirement/ Terminal Pay, Gratuities and others
		(1)	(2)	(3)	(4)	(5)
N82211	Customer relationship management activities	83	359,109	277,304	6,700	75,104
N82212	Sales and marketing (including telemarketing) activities					
N82223	Administrative support activities					
N82224	Document processes activities	31	50,124	47,665	2,459	-
N82226	Medical transcription activities					
N82227	Legal services activities					
N82299	Other back office operations activities, n.e.c.	3	17,689	11,457	340	5,892
N82300	Organization of conventions and trade shows	30	37,841	35,631	2,210	-
N82910	Activities of collection agencies and credit bureaus	107	56,051	51,783	4,268	-
N82920	Packaging activities	36	42,529	40,186	2,344	-
N82990	Other business support service activities, n.e.c.	263	111,794	103,668	4,989	3,138

TABLE 4b Number of Establishments and Revenue by Type for Administrative and Support Service Activities Establishments with Total Employment of Less Than 20 by Industry Sub-Class: Philippines, 2010

(Value in thousand pesos. Details may not add up to total due to rounding and/or statistical disclosure control)

2009 PSIC Code	Industry Description	Number of Establishments	Revenue						
			Total	Revenue from Main Activity	Non-industrial Services Done for Others	Interest Income	Dividend Income	Value of Goods for Resale	Industrial Services Done for Others
		(1)	(2)	(3)	(4)	(5)	(6)	(7)	(8)
	PHILIPPINES	4,862	25,381,971	23,169,384	1,335,990	81,552	19,529	170,847	738
N77210	Renting and leasing of recreational and sports goods	21	34,749	-	34,686	4	-	-	-
N77220	Renting of video tapes and disks	336	434,789	-	426,531	71	-	7,391	-
N77291	Renting of wearing apparel	51	29,454	-	29,416	-	-	-	38
N77292	Renting of furniture	6	31,395	26,403	4,990	2	-	-	-
N77295	Renting of electrical appliances	16	27,768	-	24,248	1	-	3,520	-
N77296	Renting of audio-video machines								
N77299	Renting of personal and household goods, n.e.c.	6	23,468	-	23,353	-	-	115	-
N77301	Renting of land transport equipment	15	33,545	-	33,545	-	-	-	-
N77302	Renting of water transport equipment								
N77304	Renting of agricultural machinery and equipment	3	16,587	-	16,584	3	-	-	-
N77305	Renting of construction and civil engineering machinery and equipment	43	74,862	-	74,816	32	-	-	-
N77306	Renting of computers and computer peripherals equipment	269	704,125	231,055	473,069	-	-	-	-
N77307	Renting of office machinery and equipment (excluding computers)	3	46,059	26,591	19,233	236	-	-	-
N77309	Renting and leasing of other machinery, equipment and tangible goods, n.e.c.	35	109,191	-	109,176	15	-	-	-
N78101	Labor recruitment and provision of personnel, local	633	6,433,493	6,173,415	17,480	28,444	28	159,376	700
N78102	Labor recruitment and provision of personnel, overseas	1,444	6,237,937	6,010,831	7,550	28,946	18,593	-	-
N78104	Casting agencies activities	3	5,309	5,309	-	-	-	-	-
N78105	Theatrical booking agency activities								
N78109	Other activities of employment placement agencies, n.e.c.								
N78300	Other human resources provision	s	s	s	s	s	s	s	s
N79110	Travel agency activities	820	3,096,839	2,977,993	20,817	7,222	12	-	-
N79120	Tour operator activities	1	9,643	9,643	-	-	-	-	-
N79901	Activities of booking offices related to transport	105	759,703	718,871	-	15,437	19	-	-
N79905	Tourist assistance activities (e.g. tourist guides)	s	s	s	s	s	s	s	s



TABLE 4b Number of Establishments and Revenue by Type for Administrative and Support Service Activities Establishments with Total Employment of Less Than 20 by Industry Sub-Class: Philippines, 2010 *(Continued)*

(Value in thousand pesos. Details may not add up to total due to rounding and/or statistical disclosure control)

2009 PSIC Code	Industry Description	Number of Establishments	Revenue						
			Total	Revenue from Main Activity	Non-industrial Services Done for Others	Interest Income	Dividend Income	Value of Goods for Resale	Industrial Services Done for Others
		(1)	(2)	(3)	(4)	(5)	(6)	(7)	(8)
N80100	Private security activities	234	1,192,194	1,188,336	-	157	-	-	-
N80200	Security systems service activities	10	87,968	87,937	-	-	8	-	-
N80300	Investigation activities	12	23,020	17,731	5,283	6	-	-	-
N81100	Combined facilities support activities	3	58,112	57,852	257	3	-	-	-
N81210	General cleaning of buildings	60	202,514	202,514	-	-	-	-	-
N81292	Pest control services, non-agricultural	68	1,495,292	1,495,246	-	46	-	-	-
N81299	Other building and industrial cleaning activities, n.e.c.	12	359,950	359,947	-	4	-	-	-
N81300	Landscape care and maintenance service activities	s	s	s	s	s	s	s	s
N82191	Photocopying service activities	94	144,231	144,231	-	-	-	-	-
N82211	Customer relationship management activities	83	895,488	880,465	-	504	-	-	-
N82212	Sales and marketing (including telemarketing) activities								
N82223	Administrative support activities	31	92,511	92,359	-	-	-	-	-
N82224	Document processes activities								
N82226	Medical transcription activities	3	236,178	1,070	-	106	-	-	-
N82227	Legal services activities								
N82299	Other back office operations activities, n.e.c.								
N82300	Organization of conventions and trade shows	30	97,764	74,509	14,957	1	870	-	-
N82910	Activities of collection agencies and credit bureaus	107	757,523	757,217	-	306	-	-	-
N82920	Packaging activities	36	568,919	568,919	-	-	-	-	-
N82990	Other business support service activities, n.e.c.	263	1,010,197	1,010,191	-	6	-	-	-

TABLE 4b Number of Establishments and Revenue by Type for Administrative and Support Service Activities Establishments with Total Employment of Less Than 20 by Industry Sub-Class: Philippines, 2010 *(Continued)*

(Value in thousand pesos. Details may not add up to total due to rounding and/or statistical disclosure control)

2009 PSIC Code	Industry Description	Revenue						
		Commissions and Fees Earned	Delivery charges separately invoiced to customers	Royalty Income	Franchise Income	Foreign Exchange Gains	Real Estate Sales	Other Income
		(9)	(10)	(11)	(12)	(13)	(14)	(15)
	<b>PHILIPPINES</b>	<b>113,497</b>	<b>-</b>	<b>235,000</b>	<b>-</b>	<b>166,716</b>	<b>-</b>	<b>88,718</b>
N77210	Renting and leasing of recreational and sports goods	-	-	-	-	60	-	-
N77220	Renting of video tapes and disks	-	-	-	-	-	-	796
N77291	Renting of wearing apparel	-	-	-	-	-	-	-
N77292	Renting of furniture	-	-	-	-	-	-	-
N77295	Renting of electrical appliances	}	-	-	-	-	-	-
N77296	Renting of audio-video machines							
N77299	Renting of personal and household goods, n.e.c.	-	-	-	-	-	-	-
N77301	Renting of land transport equipment	}	-	-	-	-	-	-
N77302	Renting of water transport equipment							
N77304	Renting of agricultural machinery and equipment	-	-	-	-	-	-	-
N77305	Renting of construction and civil engineering machinery and equipment	-	-	-	-	-	-	14
N77306	Renting of computers and computer peripherals equipment	-	-	-	-	-	-	1
N77307	Renting of office machinery and equipment (excluding computers)	-	-	-	-	-	-	-
N77309	Renting and leasing of other machinery, equipment and tangible goods, n.e.c.	-	-	-	-	-	-	-
N78101	Labor recruitment and provision of personnel, local	14,685	-	-	-	34,373	-	4,990
N78102	Labor recruitment and provision of personnel, overseas	1,447	-	-	-	127,152	-	43,418
N78104	Casting agencies activities	}	-	-	-	-	-	-
N78105	Theatrical booking agency activities							
N78109	Other activities of employment placement agencies, n.e.c.							
N78300	Other human resources provision	s	s	s	s	s	s	s
N79110	Travel agency activities	79,544	-	-	-	425	-	10,827
N79120	Tour operator activities	-	-	-	-	-	-	-
N79901	Activities of booking offices related to transport	17,733	-	-	-	2,608	-	5,036
N79905	Tourist assistance activities (e.g. tourist guides)	s	s	s	s	s	s	s
N80100	Private security activities	-	-	-	-	-	-	3,701
N80200	Security systems service activities	-	-	-	-	-	-	23
N80300	Investigation activities	-	-	-	-	-	-	-
N81100	Combined facilities support activities	-	-	-	-	-	-	-
N81210	General cleaning of buildings	-	-	-	-	-	-	-
N81292	Pest control services, non-agricultural	-	-	-	-	-	-	-

TABLE 4b Number of Establishments and Revenue by Type for Administrative and Support Service Activities Establishments with Total Employment of Less Than 20 by Industry Sub-Class: Philippines, 2010 *(Concluded)*

(Value in thousand pesos. Details may not add up to total due to rounding and/or statistical disclosure control)

2009 PSIC Code	Industry Description	Revenue						
		Commissions and Fees Earned	Delivery charges separately invoiced to customers	Royalty Income	Franchise Income	Foreign Exchange Gains	Real Estate Sales	Other Income
		(9)	(10)	(11)	(12)	(13)	(14)	(15)
N81299	Other building and industrial cleaning activities, n.e.c.	-	-	-	-	-	-	-
N81300	Landscape care and maintenance service activities	s	s	s	s	s	s	s
N82191	Photocopying service activities	-	-	-	-	-	-	-
N82211	Customer relationship management activities	}	}	}	}	}	}	14,517
N82212	Sales and marketing (including telemarketing) activities							
N82223	Administrative support activities							
N82224	Document processes activities	}	}	}	}	}	}	64
N82226	Medical transcription activities							
N82227	Legal services activities	}	}	}	}	}	}	-
N82299	Other back office operations activities, n.e.c.							
N82300	Organization of conventions and trade shows	-	-	-	-	2,097	-	5,330
N82910	Activities of collection agencies and credit bureaus	-	-	-	-	-	-	-
N82920	Packaging activities	-	-	-	-	-	-	-
N82990	Other business support service activities, n.e.c.	-	-	-	-	-	-	-

TABLE 4.1b Number of Establishments and Revenue from Main Activity by Type of Transaction for Administrative and Support Service Activities Establishments with Total Employment of Less Than 20 by Industry Sub-Class: Philippines, 2010 *(Concluded)*

(Value in thousand pesos. Details may not add up to total due to rounding and/or statistical disclosure control)

2009 PSIC Code	Industry Description	Number of Establishments	Revenue from Main Activity		
			Total	Transactions Within the Country	Transactions Outside the Country
		(1)	(2)	(3)	(4)
	PHILIPPINES	4,862	23,169,384	20,931,230	2,238,154
N77210	Renting and leasing of recreational and sports goods	21	-	-	-
N77220	Renting of video tapes and disks	336	-	-	-
N77291	Renting of wearing apparel	51	-	-	-
N77292	Renting of furniture	6	26,403	26,403	-
N77295	Renting of electrical appliances	16	-	-	-
N77296	Renting of audio-video machines				
N77299	Renting of personal and household goods, n.e.c.	6	-	-	-
N77301	Renting of land transport equipment	15	-	-	-
N77302	Renting of water transport equipment				
N77304	Renting of agricultural machinery and equipment	3	-	-	-
N77305	Renting of construction and civil engineering machinery and equipment	43	-	-	-
N77306	Renting of computers and computer peripherals equipment	269	231,055	231,055	-
N77307	Renting of office machinery and equipment (excluding computers)	3	26,591	26,591	-
N77309	Renting and leasing of other machinery, equipment and tangible goods, n.e.c.	35	-	-	-
N78101	Labor recruitment and provision of personnel, local	633	6,173,415	5,790,759	382,656
N78102	Labor recruitment and provision of personnel, overseas	1,444	6,010,831	5,038,067	972,764
N78104	Casting agencies activities	3	5,309	5,309	-
N78105	Theatrical booking agency activities				
N78109	Other activities of employment placement agencies, n.e.c.				
N78300	Other human resources provision	s	s	s	s
N79110	Travel agency activities	820	2,977,993	2,957,760	20,233
N79120	Tour operator activities	1	9,643	9,643	-
N79901	Activities of booking offices related to transport	105	718,871	480,875	237,996
N79905	Tourist assistance activities (e.g. tourist guides)	s	s	s	s
N80100	Private security activities	234	1,188,336	1,188,336	-
N80200	Security systems service activities	10	87,937	87,937	-
N80300	Investigation activities	12	17,731	7,240	10,491
N81100	Combined facilities support activities	3	57,852	57,852	-
N81210	General cleaning of buildings	60	202,514	202,514	-
N81292	Pest control services, non-agricultural	68	1,495,246	1,495,246	-
N81299	Other building and industrial cleaning activities, n.e.c.	12	359,947	355,630	4,317
N81300	Landscape care and maintenance service activities	s	s	s	s
N82191	Photocopying service activities	94	144,231	144,231	-
N82211	Customer relationship management activities	83	880,465	315,658	564,809
N82212	Sales and marketing (including telemarketing) activities				

TABLE 4.1b Number of Establishments and Revenue from Main Activity by Type of Transaction for Administrative and Support Service Activities Establishments with Total Employment of Less Than 20 by Industry Sub-Class: Philippines, 2010 *(Concluded)*

(Value in thousand pesos. Details may not add up to total due to rounding and/or statistical disclosure control)

2009 PSIC Code	Industry Description	Number of Establishments	Revenue from Main Activity		
			Total	Transactions Within the Country	Transactions Outside the Country
		(1)	(2)	(3)	(4)
N82223	Administrative support activities	31	92,359	47,471	44,889
N82224	Document processes activities				
N82226	Medical transcription activities				
N82227	Legal services activities	3	1,070	1,070	-
N82299	Other back office operations activities, n.e.c				
N82300	Organization of conventions and trade shows	30	74,509	74,509	-
N82910	Activities of collection agencies and credit bureaus	107	757,217	757,217	-
N82920	Packaging activities	36	568,919	568,919	-
N82990	Other business support service activities, n.e.c.	263	1,010,191	1,010,191	-

TABLE 4.2b Number of Establishments and Value of Non-Industrial Services Done for Others by Type for Administrative and Support Service Activities Establishments with Total Employment of Less Than 20 by Industry Sub-Class: Philippines, 2010

(Value in thousand pesos. Details may not add up to total due to rounding and/or statistical disclosure control)

2009 PSIC Code	Industry Description	Number of Establishments	Non-Industrial Services Done for Others				
			Total	Rent Income from Land	Rental Income from Building and Structures	Other Rental Income	Other Non-Industrial Services
		(1)	(2)	(3)	(4)	(5)	(6)
PHILIPPINES		4,862	1,335,990	15,020	28,091	1,278,193	14,686
N77210	Renting and leasing of recreational and sports goods	21	34,686	-	-	34,686	-
N77220	Renting of video tapes and disks	336	426,531	-	-	426,531	-
N77291	Renting of wearing apparel	51	29,416	-	-	29,416	-
N77292	Renting of furniture	6	4,990	-	-	4,990	-
N77295	Renting of electrical appliances	16	24,248	-	-	24,248	-
N77296	Renting of audio-video machines						
N77299	Renting of personal and household goods, n.e.c.	6	23,353	-	-	23,353	-
N77301	Renting of land transport equipment	15	33,545	-	-	33,545	-
N77302	Renting of water transport equipment						
N77304	Renting of agricultural machinery and equipment	3	16,584	62	340	16,181	-
N77305	Renting of construction and civil engineering machinery and equipment	43	74,816	-	-	74,816	-
N77306	Renting of computers and computer peripherals equipment	269	473,069	-	-	466,877	6,192
N77307	Renting of office machinery and equipment (excluding computers)	3	19,233	-	245	18,987	-
N77309	Renting and leasing of other machinery, equipment and tangible goods, n.e.c.	35	109,176	-	6,057	103,119	-
N78101	Labor recruitment and provision of personnel, local	633	17,480	-	-	17,480	-
N78102	Labor recruitment and provision of personnel, overseas	1,444	7,550	-	383	3,957	3,211
N78104	Casting agencies activities	3	-	-	-	-	-
N78105	Theatrical booking agency activities						
N78109	Other activities of employment placement agencies, n.e.c.						
N78300	Other human resources provision	s	s	s	s	s	s
N79110	Travel agency activities	820	20,817	-	20,817	-	-
N79120	Tour operator activities	1	-	-	-	-	-
N79901	Activities of booking offices related to transport	105	-	-	-	-	-
N79905	Tourist assistance activities (e.g. tourist guides)	s	s	s	s	s	s
N80100	Private security activities	234	-	-	-	-	-
N80200	Security systems service activities	10	-	-	-	-	-
N80300	Investigation activities	12	5,283	-	-	-	5,283
N81100	Combined facilities support activities	3	257	-	249	8	-
N81210	General cleaning of buildings	60	-	-	-	-	-
N81292	Pest control services, non-agricultural	68	-	-	-	-	-
N81299	Other building and industrial cleaning activities, n.e.c.	12	-	-	-	-	-
N81300	Landscape care and maintenance service activities	s	s	s	s	s	s
N82191	Photocopying service activities	94	-	-	-	-	-

TABLE 4.2b Number of Establishments and Value of Non-Industrial Services Done for Others by Type for Administrative and Support Service Activities Establishments with Total Employment of Less Than 20 by Industry Sub-Class: Philippines, 2010 *(Concluded)*

(Value in thousand pesos. Details may not add up to total due to rounding and/or statistical disclosure control)

2009 PSIC Code	Industry Description	Number of Establishments	Non-Industrial Services Done for Others				
			Total	Rent Income from Land	Rental Income from Building and Structures	Other Rental Income	Other Non-Industrial Services
		(1)	(2)	(3)	(4)	(5)	(6)
N82211	Customer relationship management activities	83	-	-	-	-	-
N82212	Sales and marketing (including telemarketing) activities						
N82223	Administrative support activities	31	-	-	-	-	-
N82224	Document processes activities						
N82226	Medical transcription activities						
N82227	Legal services activities	3	-	-	-	-	-
N82299	Other back office operations activities, n.e.c.						
N82300	Organization of conventions and trade shows	30	14,957	14,957	-	-	-
N82910	Activities of collection agencies and credit bureaus	107	-	-	-	-	-
N82920	Packaging activities	36	-	-	-	-	-
N82990	Other business support service activities, n.e.c.	263	-	-	-	-	-

TABLE 5b Number of Establishments and Cost by Type for Administrative and Support Service Activities Establishments with Total Employment of Less Than 20  
by Industry Sub-Class: Philippines, 2010

(Value in thousand pesos. Details may not add up to total due to rounding and/or statistical disclosure control)

2009 PSIC Code	Industry Description	Number of Establishments	Cost			
			Total	Materials and Supplies Purchased	Fuels, Lubricants, Oils and Greases Purchased	Electricity and Water Purchased
		(1)	(2)	(3)	(4)	(5)
	PHILIPPINES	4,862	16,683,290	4,463,888	334,063	745,748
N77210	Renting and leasing of recreational and sports goods	21	23,253	7,186	2,039	1,629
N77220	Renting of video tapes and disks	336	300,980	88,972	568	33,143
N77291	Renting of wearing apparel	51	14,182	7,712	405	1,313
N77292	Renting of furniture	6	6,272	453	721	115
N77295	Renting of electrical appliances	16	21,031	5,528	126	3,617
N77296	Renting of audio-video machines					
N77299	Renting of personal and household goods, n.e.c.	6	24,106	14,231	502	661
N77301	Renting of land transport equipment	15	23,057	565	738	725
N77302	Renting of water transport equipment					
N77304	Renting of agricultural machinery and equipment	3	15,094	6,582	315	121
N77305	Renting of construction and civil engineering machinery and equipment	43	34,683	13,308	4,293	2,936
N77306	Renting of computers and computer peripherals equipment	269	389,196	102,043	548	55,868
N77307	Renting of office machinery and equipment (excluding computers)	3	36,847	8,729	152	681
N77309	Renting and leasing of other machinery, equipment and tangible goods, n.e.c.	35	79,865	12,274	2,591	2,094
N78101	Labor recruitment and provision of personnel, local	633	4,158,180	851,558	64,630	84,498
N78102	Labor recruitment and provision of personnel, overseas	1,444	3,486,933	259,161	116,343	259,957
N78104	Casting agencies activities	3	4,782	1,193	50	171
N78105	Theatrical booking agency activities					
N78109	Other activities of employment placement agencies, n.e.c.					
N78300	Other human resources provision	s	s	s	s	s
N79110	Travel agency activities	820	2,152,211	1,243,984	41,147	111,547
N79120	Tour operator activities	1	10,188	8,791	-	296
N79901	Activities of booking offices related to transport	105	414,730	206,023	2,663	21,264
N79905	Tourist assistance activities (e.g. tourist guides)	s	s	s	s	s
N80100	Private security activities	234	758,685	77,682	26,947	40,200
N80200	Security systems service activities	10	17,746	8,906	43	2,737
N80300	Investigation activities	12	18,498	1,536	43	1,729
N81100	Combined facilities support activities	3	39,776	3,717	16,569	779
N81210	General cleaning of buildings	60	63,905	14,668	2,291	1,754
N81292	Pest control services, non-agricultural	68	1,375,874	1,190,939	7,424	4,965
N81299	Other building and industrial cleaning activities, n.e.c.	12	327,063	3,413	8,782	11,781
N81300	Landscape care and maintenance service activities	s	s	s	s	s
N82191	Photocopying service activities	94	93,226	40,551	64	8,828



TABLE 5b Number of Establishments and Cost by Type for Administrative and Support Service Activities Establishments with Total Employment of Less Than 20  
by Industry Sub-Class: Philippines, 2010 *(Continued)*

(Value in thousand pesos. Details may not add up to total due to rounding and/or statistical disclosure control)

2009 PSIC Code	Industry Description	Number of Establishments	Cost			
			Total	Materials and Supplies Purchased	Fuels, Lubricants, Oils and Greases Purchased	Electricity and Water Purchased
		(1)	(2)	(3)	(4)	(5)
N82211	Customer relationship management activities	83	732,269	5,185	1,999	30,773
N82212	Sales and marketing (including telemarketing) activities					
N82223	Administrative support activities	31	24,958	2,327	1,187	3,393
N82224	Document processes activities					
N82226	Medical transcription activities	3	152,427	186	194	369
N82227	Legal services activities					
N82299	Other back office operations activities, n.e.c	30	120,829	18,272	16,022	4,499
N82300	Organization of conventions and trade shows	107	746,859	61,315	3,120	9,675
N82910	Activities of collection agencies and credit bureaus	36	498,173	53,905	9,197	14,783
N82920	Packaging activities	263	478,650	141,180	2,147	27,107
N82990	Other business support service activities, n.e.c.					

TABLE 5b Number of Establishments and Cost by Type for Administrative and Support Service Activities Establishments with Total Employment of Less Than 20  
by Industry Sub-Class: Philippines, 2010 *(Continued)*

(Value in thousand pesos. Details may not add up to total due to rounding and/or statistical disclosure control)

2009 PSIC Code	Industry Description	Cost				
		Industrial Services Done by Others	Cost of Non- Industrial Services Done by Others	Taxes on product and production	Interest Expense	Research and Experimental Development
		(6)	(7)	(8)	(9)	(10)
	<b>PHILIPPINES</b>	<b>2,754,032</b>	<b>6,521,429</b>	<b>458,376</b>	<b>170,591</b>	<b>6,010</b>
N77210	Renting and leasing of recreational and sports goods	1,170	7,100	1,375	-	-
N77220	Renting of video tapes and disks	314	144,513	11,031	6,829	-
N77291	Renting of wearing apparel	100	3,922	641	-	-
N77292	Renting of furniture	5	4,041	345	-	-
N77295	Renting of electrical appliances	19	10,691	366	-	-
N77296	Renting of audio-video machines					
N77299	Renting of personal and household goods, n.e.c.					
N77301	Renting of land transport equipment	27	10,641	1,168	-	-
N77302	Renting of water transport equipment					
N77304	Renting of agricultural machinery and equipment	53	501	319	1,090	22
N77305	Renting of construction and civil engineering machinery and equipment	4,620	4,548	1,582	436	-
N77306	Renting of computers and computer peripherals equipment	2,313	174,512	14,686	14,029	64
N77307	Renting of office machinery and equipment (excluding computers)	1,753	23,618	940	24	-
N77309	Renting and leasing of other machinery, equipment and tangible goods, n.e.c.	1,333	57,213	653	-	-
N78101	Labor recruitment and provision of personnel, local	2,036,358	685,839	71,223	22,061	172
N78102	Labor recruitment and provision of personnel, overseas	38,372	2,283,501	122,317	63,402	576
N78104	Casting agencies activities	34	3,024	181	-	-
N78105	Theatrical booking agency activities					
N78109	Other activities of employment placement agencies, n.e.c.					
N78300	Other human resources provision	s	s	s	s	s
N79110	Travel agency activities	12,630	591,743	58,933	10,737	-
N79120	Tour operator activities	-	552	386	-	-
N79901	Activities of booking offices related to transport	56,818	92,005	6,341	1,838	-
N79905	Tourist assistance activities (e.g. tourist guides)	s	s	s	s	s
N80100	Private security activities	192,267	324,701	20,736	2,031	-
N80200	Security systems service activities	47	5,308	502	-	-
N80300	Investigation activities	-	13,722	747	-	176
N81100	Combined facilities support activities	11,482	5,478	836	-	-
N81210	General cleaning of buildings	30,817	7,308	750	406	-
N81292	Pest control services, non-agricultural	108,778	19,335	4,140	-	-
N81299	Other building and industrial cleaning activities, n.e.c.	5,294	290,717	218	-	-
N81300	Landscape care and maintenance service activities	s	s	s	s	s
N82191	Photocopying service activities	59	37,705	2,224	37	-

TABLE 5b Number of Establishments and Cost by Type for Administrative and Support Service Activities Establishments with Total Employment of Less Than 20  
by Industry Sub-Class: Philippines, 2010 *(Continued)*

(Value in thousand pesos. Details may not add up to total due to rounding and/or statistical disclosure control)

2009 PSIC Code	Industry Description	Cost				
		Industrial Services Done by Others	Cost of Non- Industrial Services Done by Others	Taxes on product and production	Interest Expense	Research and Experimental Development
		(6)	(7)	(8)	(9)	(10)
N82211	Customer relationship management activities	215,755	393,212	13,895	10,802	-
N82212	Sales and marketing (including telemarketing) activities					
N82223	Administrative support activities	421	15,368	716	-	-
N82224	Document processes activities					
N82226	Medical transcription activities	273	80,917	1,414	20,312	5,000
N82227	Legal services activities					
N82299	Other back office operations activities, n.e.c.					
N82300	Organization of conventions and trade shows	8,273	36,234	2,449	749	-
N82910	Activities of collection agencies and credit bureaus	3,446	516,495	87,397	1,453	-
N82920	Packaging activities	4,797	396,423	6,151	-	-
N82990	Other business support service activities, n.e.c.	1,400	260,671	21,604	14,355	-

TABLE 5b Number of Establishments and Cost by Type for Administrative and Support Service Activities Establishments with Total Employment of Less Than 20 by Industry Sub-Class: Philippines, 2010 *(Continued)*

(Value in thousand pesos. Details may not add up to total due to rounding and/or statistical disclosure control)

2009 PSIC Code	Industry Description	Cost				
		Goods Purchased for Resale	Real Estate Purchased for Resale	Bad and Doubtful Debts	Depreciation of Fixed Assets	Foreign Exchange Losses
		(11)	(12)	(13)	(14)	(15)
	<b>PHILIPPINES</b>	<b>159,156</b>	<b>-</b>	<b>40,902</b>	<b>669,557</b>	<b>124,058</b>
N77210	Renting and leasing of recreational and sports goods	-	-	-	2,754	-
N77220	Renting of video tapes and disks	6,952	-	-	5,995	-
N77291	Renting of wearing apparel	-	-	-	89	-
N77292	Renting of furniture	-	-	-	566	6
N77295	Renting of electrical appliances	}	-	111	567	-
N77296	Renting of audio-video machines					
N77299	Renting of personal and household goods, n.e.c.	64	-	-	4,624	-
N77301	Renting of land transport equipment	}	-	-	8,936	-
N77302	Renting of water transport equipment					
N77304	Renting of agricultural machinery and equipment	-	-	4,602	1,489	-
N77305	Renting of construction and civil engineering machinery and equipment	-	-	-	2,744	-
N77306	Renting of computers and computer peripherals equipment	-	-	7,205	17,348	-
N77307	Renting of office machinery and equipment (excluding computers)	-	-	-	937	-
N77309	Renting and leasing of other machinery, equipment and tangible goods, n.e.c.	-	-	-	3,639	-
N78101	Labor recruitment and provision of personnel, local	151,899	-	1,887	103,420	53,985
N78102	Labor recruitment and provision of personnel, overseas	-	-	5,358	196,501	51,266
N78104	Casting agencies activities	}	-	-	108	-
N78105	Theatrical booking agency activities					
N78109	Other activities of employment placement agencies, n.e.c.					
N78300	Other human resources provision	s	s	s	s	s
N79110	Travel agency activities	-	-	10,408	47,879	3,262
N79120	Tour operator activities	-	-	-	163	-
N79901	Activities of booking offices related to transport	-	-	-	12,049	8,394
N79905	Tourist assistance activities (e.g. tourist guides)	s	s	s	s	s
N80100	Private security activities	-	-	820	67,678	-
N80200	Security systems service activities	-	-	-	117	-
N80300	Investigation activities	-	-	-	431	6
N81100	Combined facilities support activities	-	-	-	559	-
N81210	General cleaning of buildings	-	-	1,421	4,490	-
N81292	Pest control services, non-agricultural	-	-	-	5,755	-
N81299	Other building and industrial cleaning activities, n.e.c.	-	-	-	1,987	-
N81300	Landscape care and maintenance service activities	s	s	s	s	s
N82191	Photocopying service activities	-	-	-	3,751	-
N82211	Customer relationship management activities	}	-	-	55,959	4,140
N82212	Sales and marketing (including telemarketing) activities					

TABLE 5b Number of Establishments and Cost by Type for Administrative and Support Service Activities Establishments with Total Employment of Less Than 20  
by Industry Sub-Class: Philippines, 2010 *(Continued)*

(Value in thousand pesos. Details may not add up to total due to rounding and/or statistical disclosure control)

2009 PSIC Code	Industry Description	Cost				
		Goods Purchased for Resale	Real Estate Purchased for Resale	Bad and Doubtful Debts	Depreciation of Fixed Assets	Foreign Exchange Losses
		(11)	(12)	(13)	(14)	(15)
N82223	Administrative support activities	}	-	-	1,369	-
N82224	Document processes activities					
N82226	Medical transcription activities					
N82227	Legal services activities	}	-	3,500	554	3,000
N82299	Other back office operations activities, n.e.c					
N82300	Organization of conventions and trade shows	-	-	-	34,196	-
N82910	Activities of collection agencies and credit bureaus	-	-	-	63,906	-
N82920	Packaging activities	-	-	5,590	7,302	-
N82990	Other business support service activities, n.e.c.	-	-	-	10,090	-

TABLE 5b Number of Establishments and Cost by Type for Administrative and Support Service Activities Establishments with Total Employment of Less Than 20 by Industry Sub-Class: Philippines, 2010 *(Continued)*

(Value in thousand pesos. Details may not add up to total due to rounding and/or statistical disclosure control)

2009 PSIC Code	Industry Description	Cost			
		Environmental Protection Expense	Royalty Fee	Franchise Fee	Other Cost
		(16)	(17)	(18)	(19)
	<b>PHILIPPINES</b>	<b>35,065</b>	<b>23,391</b>	<b>784</b>	<b>176,231</b>
N77210	Renting and leasing of recreational and sports goods	-	-	-	-
N77220	Renting of video tapes and disks	-	1,872	784	-
N77291	Renting of wearing apparel	-	-	-	-
N77292	Renting of furniture	-	-	-	21
N77295	Renting of electrical appliances	}	-	-	5
N77296	Renting of audio-video machines		-	-	-
N77299	Renting of personal and household goods, n.e.c.	-	-	-	-
N77301	Renting of land transport equipment	}	-	-	258
N77302	Renting of water transport equipment		-	-	-
N77304	Renting of agricultural machinery and equipment	-	-	-	-
N77305	Renting of construction and civil engineering machinery and equipment	-	-	-	214
N77306	Renting of computers and computer peripherals equipment	29	-	-	552
N77307	Renting of office machinery and equipment (excluding computers)	-	-	-	15
N77309	Renting and leasing of other machinery, equipment and tangible goods, n.e.c.	6	-	-	62
N78101	Labor recruitment and provision of personnel, local	-	-	-	30,651
N78102	Labor recruitment and provision of personnel, overseas	1,447	-	-	88,734
N78104	Casting agencies activities	}	-	-	19
N78105	Theatrical booking agency activities		-	-	-
N78109	Other activities of employment placement agencies, n.e.c.		-	-	-
N78300	Other human resources provision	s	s	s	s
N79110	Travel agency activities	-	-	-	19,941
N79120	Tour operator activities	-	-	-	-
N79901	Activities of booking offices related to transport	-	-	-	7,334
N79905	Tourist assistance activities (e.g. tourist guides)	s	s	s	s
N80100	Private security activities	243	-	-	5,379
N80200	Security systems service activities	-	19	-	67
N80300	Investigation activities	-	-	-	108
N81100	Combined facilities support activities	-	-	-	355
N81210	General cleaning of buildings	-	-	-	-
N81292	Pest control services, non-agricultural	33,314	-	-	1,223
N81299	Other building and industrial cleaning activities, n.e.c.	-	-	-	4,870
N81300	Landscape care and maintenance service activities	s	s	s	s
N82191	Photocopying service activities	-	-	-	7
N82211	Customer relationship management activities	}	-	-	551
N82212	Sales and marketing (including telemarketing) activities		-	-	-
N82223	Administrative support activities	}	-	-	178
N82224	Document processes activities		-	-	-
N82226	Medical transcription activities		-	-	-

TABLE 5b Number of Establishments and Cost by Type for Administrative and Support Service Activities Establishments with Total Employment of Less Than 20  
by Industry Sub-Class: Philippines, 2010 *(Concluded)*

(Value in thousand pesos. Details may not add up to total due to rounding and/or statistical disclosure control)

2009 PSIC Code	Industry Description	Cost				
		Environmental Protection Expense	Royalty Fee	Franchise Fee	Other Cost	
		(16)	(17)	(18)	(19)	
N82227	Legal services activities	}	-	21,500	-	15,207
N82299	Other back office operations activities, n.e.c.					
N82300	Organization of conventions and trade shows		-	-	-	135
N82910	Activities of collection agencies and credit bureaus		-	-	-	51
N82920	Packaging activities		26	-	-	-
N82990	Other business support service activities, n.e.c.		-	-	-	96

TABLE 5.1b Number of Establishments and Cost of Industrial Services Done by Others by Type for Administrative and Support Service Activities Establishments with Total Employment of Less Than 20 by Industry Sub-Class: Philippines, 2010

(Value in thousand pesos. Details may not add up to total due to rounding and/or statistical disclosure control)

2009 PSIC Code	Industry Description	Number of Establishments	Industrial Services Done by Others		
			Total	Contract and Commission Work	Other Industrial Services
		(1)	(2)	(3)	(4)
	<b>PHILIPPINES</b>	<b>4,862</b>	<b>2,754,032</b>	<b>2,252,605</b>	<b>501,427</b>
N77210	Renting and leasing of recreational and sports goods	21	1,170	167	1,003
N77220	Renting of video tapes and disks	336	314	-	314
N77291	Renting of wearing apparel	51	100	-	100
N77292	Renting of furniture	6	5	-	5
N77295	Renting of electrical appliances	16	19	-	19
N77296	Renting of audio-video machines				
N77299	Renting of personal and household goods, n.e.c.	6	473	96	377
N77301	Renting of land transport equipment	15	27	-	27
N77302	Renting of water transport equipment				
N77304	Renting of agricultural machinery and equipment	3	53	-	53
N77305	Renting of construction and civil engineering machinery and equipment	43	4,620	1,617	3,004
N77306	Renting of computers and computer peripherals equipment	269	2,313	-	2,313
N77307	Renting of office machinery and equipment (excluding computers)	3	1,753	541	1,212
N77309	Renting and leasing of other machinery, equipment and tangible goods, n.e.c.	35	1,333	-	1,333
N78101	Labor recruitment and provision of personnel, local	633	2,036,358	1,646,191	390,167
N78102	Labor recruitment and provision of personnel, overseas	1,444	38,372	8,932	29,440
N78104	Casting agencies activities	3	34	-	34
N78105	Theatrical booking agency activities				
N78109	Other activities of employment placement agencies, n.e.c.				
N78300	Other human resources provision	s	s	s	s
N79110	Travel agency activities	820	12,630	-	12,630
N79120	Tour operator activities	1	-	-	-
N79901	Activities of booking offices related to transport	105	56,818	46,235	10,583
N79905	Tourist assistance activities (e.g. tourist guides)	s	s	s	s
N80100	Private security activities	234	192,267	172,789	19,478
N80200	Security systems service activities	10	47	-	47
N80300	Investigation activities	12	-	-	-
N81100	Combined facilities support activities	3	11,482	4,320	7,162
N81210	General cleaning of buildings	60	30,817	29,382	1,435
N81292	Pest control services, non-agricultural	68	108,778	107,380	1,398
N81299	Other building and industrial cleaning activities, n.e.c.	12	5,294	-	5,294
N81300	Landscape care and maintenance service activities	s	s	s	s
N82191	Photocopying service activities	94	59	-	59
N82211	Customer relationship management activities	83	215,755	214,021	1,734
N82212	Sales and marketing (including telemarketing) activities				



TABLE 5.1b Number of Establishments and Cost of Industrial Services Done by Others by Type for Administrative and Support Service Activities Establishments with Total Employment of Less Than 20 by Industry Sub-Class: Philippines, 2010 *(Concluded)*

(Value in thousand pesos. Details may not add up to total due to rounding and/or statistical disclosure control)

2009 PSIC Code	Industry Description	Number of Establishments	Industrial Services Done by Others		
			Total	Contract and Commission Work	Other Industrial Services
		(1)	(2)	(3)	(4)
N82223	Administrative support activities	31	421	201	220
N82224	Document processes activities				
N82226	Medical transcription activities				
N82227	Legal services activities	3	273	146	127
N82299	Other back office operations activities, n.e.c				
N82300	Organization of conventions and trade shows	30	8,273	2,861	5,412
N82910	Activities of collection agencies and credit bureaus	107	3,446	3,264	182
N82920	Packaging activities	36	4,797	-	4,797
N82990	Other business support service activities, n.e.c.	263	1,400	-	1,400

TABLE 5.2b Number of Establishments and Cost of Non-Industrial Services Done by Others by Type for Administrative and Support Service Activities Establishments with Total Employment of Less Than 20 by Industry Sub-Class: Philippines, 2010

(Value in thousand pesos. Details may not add up to total due to rounding and/or statistical disclosure control)

2009 PSIC Code	Industry Description	Number of Establishments	Non-Industrial Services Done by Others				
			Total	Rent Expense for Land	Rental Expense for Building and Structures	Other Rental Expenses	Other Non-Industrial Services
		(1)	(2)	(3)	(4)	(5)	(6)
	PHILIPPINES	4,862	6,521,429	25,035	1,693,264	32,492	4,770,638
N77210	Renting and leasing of recreational and sports goods	21	7,100	245	4,682	-	2,174
N77220	Renting of video tapes and disks	336	144,513	3,657	60,654	11,602	68,600
N77291	Renting of wearing apparel	51	3,922	1,675	1,522	-	725
N77292	Renting of furniture	6	4,041	-	3,837	-	204
N77295	Renting of electrical appliances	16	10,691	-	9,982	-	709
N77296	Renting of audio-video machines						
N77299	Renting of personal and household goods, n.e.c.	6	2,056	-	1,200	-	856
N77301	Renting of land transport equipment	15	10,641	-	674	-	9,966
N77302	Renting of water transport equipment						
N77304	Renting of agricultural machinery and equipment	3	501	-	-	-	501
N77305	Renting of construction and civil engineering machinery and equipment	43	4,548	-	-	-	4,548
N77306	Renting of computers and computer peripherals equipment	269	174,512	-	76,788	-	97,724
N77307	Renting of office machinery and equipment (excluding computers)	3	23,618	-	2,185	628	20,805
N77309	Renting and leasing of other machinery, equipment and tangible goods, n.e.c.	35	57,213	-	46,263	-	10,950
N78101	Labor recruitment and provision of personnel, local	633	685,839	2,606	138,969	10,294	533,970
N78102	Labor recruitment and provision of personnel, overseas	1,444	2,283,501	16,026	669,986	2,479	1,595,010
N78104	Casting agencies activities	3	3,024	-	437	-	2,587
N78105	Theatrical booking agency activities						
N78109	Other activities of employment placement agencies, n.e.c.						
N78300	Other human resources provision	s	s	s	s	s	s
N79110	Travel agency activities	820	591,743	-	231,610	-	360,133
N79120	Tour operator activities	1	552	-	221	-	331
N79901	Activities of booking offices related to transport	105	92,005	-	27,954	580	63,471
N79905	Tourist assistance activities (e.g. tourist guides)	s	s	s	s	s	s
N80100	Private security activities	234	324,701	-	75,322	-	249,379
N80200	Security systems service activities	10	5,308	-	1,426	-	3,883
N80300	Investigation activities	12	13,722	-	2,363	-	11,359
N81100	Combined facilities support activities	3	5,478	-	1,013	-	4,465
N81210	General cleaning of buildings	60	7,308	-	3,204	47	4,056
N81292	Pest control services, non-agricultural	68	19,335	728	8,320	-	10,286
N81299	Other building and industrial cleaning activities, n.e.c.	12	290,717	-	139	-	290,578
N81300	Landscape care and maintenance service activities	s	s	s	s	s	s

TABLE 5.2b Number of Establishments and Cost of Non-Industrial Services Done by Others by Type for Administrative and Support Service Activities Establishments with Total Employment of Less Than 20 by Industry Sub-Class: Philippines, 2010 *(Concluded)*

(Value in thousand pesos. Details may not add up to total due to rounding and/or statistical disclosure control)

2009 PSIC Code	Industry Description	Number of Establishments	Non-Industrial Services Done by Others				
			Total	Rent Expense for Land	Rental Expense for Building and Structures	Other Rental Expenses	Other Non-Industrial Services
			(1)	(2)	(3)	(4)	(5)
N82191	Photocopying service activities	94	37,705	-	34,048	-	3,657
N82211	Customer relationship management activities	83	393,212	-	70,950	-	322,262
N82212	Sales and marketing (including telemarketing) activities						
N82223	Administrative support activities	31	15,368	-	4,714	-	10,653
N82224	Document processes activities						
N82226	Medical transcription activities						
N82227	Legal services activities	3	80,917	-	1,148	3,000	76,769
N82299	Other back office operations activities, n.e.c						
N82300	Organization of conventions and trade shows	30	36,234	-	4,297	532	31,404
N82910	Activities of collection agencies and credit bureaus	107	516,495	-	18,056	3,288	495,151
N82920	Packaging activities	36	396,423	-	156,740	-	239,683
N82990	Other business support service activities, n.e.c.	263	260,671	99	30,852	-	229,720

TABLE 6b Number of Establishments and Capital Expenditures by Type of Tangible Fixed Assets for Administrative and Support Service Activities Establishments with Total Employment of Less Than 20 by Industry Sub-Class: Philippines, 2010

(Value in thousand pesos. Details may not add up to total due to rounding and/or statistical disclosure control)

2009 PSIC Code	Industry Description	Number of Establishments	Capital Expenditures for Tangible Fixed Assets			
			Total	Land	Buildings, Other Structures and Land Improvements	Transport Equipment
		(1)	(2)	(3)	(4)	(5)
	PHILIPPINES	4,862	718,408	1,761	196,483	61,911
N77210	Renting and leasing of recreational and sports goods	21	13,550	-	-	10,865
N77220	Renting of video tapes and disks	336	58	-	-	-
N77291	Renting of wearing apparel	51	-	-	-	-
N77292	Renting of furniture	6	-	-	-	-
N77295	Renting of electrical appliances	16	-	-	-	-
N77296	Renting of audio-video machines					
N77299	Renting of personal and household goods, n.e.c.	6	180	-	-	-
N77301	Renting of land transport equipment	15	-	-	-	-
N77302	Renting of water transport equipment					
N77304	Renting of agricultural machinery and equipment	3	7,974	1,761	2,514	-
N77305	Renting of construction and civil engineering machinery and equipment	43	6,343	-	2,080	-
N77306	Renting of computers and computer peripherals equipment	269	124,125	-	3,017	-
N77307	Renting of office machinery and equipment (excluding computers)	3	2,892	-	500	590
N77309	Renting and leasing of other machinery, equipment and tangible goods, n.e.c.	35	-	-	-	-
N78101	Labor recruitment and provision of personnel, local	633	50,126	-	3,507	2,886
N78102	Labor recruitment and provision of personnel, overseas	1,444	112,434	-	62,225	11,384
N78104	Casting agencies activities	3	-	-	-	-
N78105	Theatrical booking agency activities					
N78109	Other activities of employment placement agencies, n.e.c.					
N78300	Other human resources provision	s	s	s	s	s
N79110	Travel agency activities	820	21,925	-	8,348	10,651
N79120	Tour operator activities	1	-	-	-	-
N79901	Activities of booking offices related to transport	105	44,082	-	34,246	-
N79905	Tourist assistance activities (e.g. tourist guides)	s	s	s	s	s
N80100	Private security activities	234	-	-	-	-
N80200	Security systems service activities	10	-	-	-	-
N80300	Investigation activities	12	-	-	-	-
N81100	Combined facilities support activities	3	2,600	-	-	2,580
N81210	General cleaning of buildings	60	-	-	-	-
N81292	Pest control services, non-agricultural	68	11,622	-	-	-
N81299	Other building and industrial cleaning activities, n.e.c.	12	71	-	-	-
N81300	Landscape care and maintenance service activities	s	s	s	s	s
N82191	Photocopying service activities	94	10,214	-	1,700	-
N82211	Customer relationship management activities	83	124,807	-	57,895	4,975
N82212	Sales and marketing (including telemarketing) activities					

TABLE 6b Number of Establishments and Capital Expenditures by Type of Tangible Fixed Assets for Administrative and Support Service Activities Establishments  
with Total Employment of Less Than 20 by Industry Sub-Class: Philippines, 2010 *(Continued)*

(Value in thousand pesos. Details may not add up to total due to rounding and/or statistical disclosure control)

2009 PSIC Code	Industry Description	Number of Establishments	Capital Expenditures for Tangible Fixed Assets			
			Total	Land	Buildings, Other Structures and Land Improvements	Transport Equipment
		(1)	(2)	(3)	(4)	(5)
N82223	Administrative support activities	31	-	-	-	-
N82224	Document processes activities					
N82226	Medical transcription activities					
N82227	Legal services activities	3	1,171	-	632	539
N82299	Other back office operations activities, n.e.c.					
N82300	Organization of conventions and trade shows	30	17,440	-	-	17,440
N82910	Activities of collection agencies and credit bureaus	107	165,628	-	19,587	-
N82920	Packaging activities	36	-	-	-	-
N82990	Other business support service activities, n.e.c.	263	1,167	-	231	-

TABLE 6b Number of Establishments and Capital Expenditures by Type of Tangible Fixed Assets for Administrative and Support Service Activities Establishments with Total Employment of Less Than 20 by Industry Sub-Class: Philippines, 2010 *(Continued)*

(Value in thousand pesos. Details may not add up to total due to rounding and/or statistical disclosure control)

2009 PSIC Code	Industry Description	Capital Expenditures for Tangible Fixed Assets			
		ICT Machinery and Equipment	Other Machinery and Equipment	Valuables	Other Tangible Fixed Assets
		(6)	(7)	(8)	(9)
	<b>PHILIPPINES</b>	<b>59,696</b>	<b>398,557</b>	<b>-</b>	<b>-</b>
N77210	Renting and leasing of recreational and sports goods	50	2,635	-	-
N77220	Renting of video tapes and disks	-	58	-	-
N77291	Renting of wearing apparel	-	-	-	-
N77292	Renting of furniture	-	-	-	-
N77295	Renting of electrical appliances	}	-	-	-
N77296	Renting of audio-video machines		-	-	-
N77299	Renting of personal and household goods, n.e.c.	180	-	-	-
N77301	Renting of land transport equipment	}	-	-	-
N77302	Renting of water transport equipment		-	-	-
N77304	Renting of agricultural machinery and equipment	-	3,698	-	-
N77305	Renting of construction and civil engineering machinery and equipment	-	4,263	-	-
N77306	Renting of computers and computer peripherals equipment	7,045	114,062	-	-
N77307	Renting of office machinery and equipment (excluding computers)	30	1,772	-	-
N77309	Renting and leasing of other machinery, equipment and tangible goods, n.e.c.	-	-	-	-
N78101	Labor recruitment and provision of personnel, local	14,875	28,857	-	-
N78102	Labor recruitment and provision of personnel, overseas	23,439	15,387	-	-
N78104	Casting agencies activities	}	-	-	-
N78105	Theatrical booking agency activities		-	-	-
N78109	Other activities of employment placement agencies, n.e.c.		-	-	-
N78300	Other human resources provision	s	s	s	s
N79110	Travel agency activities	386	2,540	-	-
N79120	Tour operator activities	-	-	-	-
N79901	Activities of booking offices related to transport	4,260	5,576	-	-
N79905	Tourist assistance activities (e.g. tourist guides)	s	s	s	s
N80100	Private security activities	-	-	-	-
N80200	Security systems service activities	-	-	-	-
N80300	Investigation activities	-	-	-	-
N81100	Combined facilities support activities	-	20	-	-
N81210	General cleaning of buildings	-	-	-	-
N81292	Pest control services, non-agricultural	861	10,761	-	-
N81299	Other building and industrial cleaning activities, n.e.c.	71	-	-	-
N81300	Landscape care and maintenance service activities	s	s	s	s
N82191	Photocopying service activities	8,500	14	-	-
N82211	Customer relationship management activities	}	-	-	-
N82212	Sales and marketing (including telemarketing) activities		61,937	-	-

TABLE 6b Number of Establishments and Capital Expenditures by Type of Tangible Fixed Assets for Administrative and Support Service Activities Establishments with Total Employment of Less Than 20 by Industry Sub-Class: Philippines, 2010 *(Concluded)*

(Value in thousand pesos. Details may not add up to total due to rounding and/or statistical disclosure control)

2009 PSIC Code	Industry Description	Capital Expenditures for Tangible Fixed Assets			
		ICT Machinery and Equipment	Other Machinery and Equipment	Valuables	Other Tangible Fixed Assets
		(6)	(7)	(8)	(9)
N82223	Administrative support activities	}	-	-	-
N82224	Document processes activities		-	-	-
N82226	Medical transcription activities		-	-	-
N82227	Legal services activities	}	-	-	-
N82299	Other back office operations activities, n.e.c		-	-	-
N82300	Organization of conventions and trade shows		-	-	-
N82910	Activities of collection agencies and credit bureaus		-	146,040	-
N82920	Packaging activities		-	-	-
N82990	Other business support service activities, n.e.c.		-	936	-

TABLE 6.1b Number of Establishments and Capital Expenditures for Directly Imported Tangible Fixed Assets for Administrative and Support Service Activities  
Establishments with Total Employment of Less Than 20 by Industry Sub-Class: Philippines, 2010

(Value in thousand pesos. Details may not add up to total due to rounding and/or statistical disclosure control)

2009 PSIC Code	Industry Description	Number of Establishments	Directly Imported Tangible Fixed Assets					
			Total	Transport Equipment	ICT Machinery and Equipment	Other Machinery and Equipment	Valuables	Other Tangible Fixed Assets
		(1)	(2)	(3)	(4)	(5)	(6)	(7)
	PHILIPPINES	4,862	-	-	-	-	-	-
N77210	Renting and leasing of recreational and sports goods	21	-	-	-	-	-	-
N77220	Renting of video tapes and disks	336	-	-	-	-	-	-
N77291	Renting of wearing apparel	51	-	-	-	-	-	-
N77292	Renting of furniture	6	-	-	-	-	-	-
N77295	Renting of electrical appliances	16	-	-	-	-	-	-
N77296	Renting of audio-video machines							
N77299	Renting of personal and household goods, n.e.c.	6	-	-	-	-	-	-
N77301	Renting of land transport equipment	15	-	-	-	-	-	-
N77302	Renting of water transport equipment							
N77304	Renting of agricultural machinery and equipment	3	-	-	-	-	-	-
N77305	Renting of construction and civil engineering machinery and equipment	43	-	-	-	-	-	-
N77306	Renting of computers and computer peripherals equipment	269	-	-	-	-	-	-
N77307	Renting of office machinery and equipment (excluding computers)	3	-	-	-	-	-	-
N77309	Renting and leasing of other machinery, equipment and tangible goods, n.e.c.	35	-	-	-	-	-	-
N78101	Labor recruitment and provision of personnel, local	633	-	-	-	-	-	-
N78102	Labor recruitment and provision of personnel, overseas	1,444	-	-	-	-	-	-
N78104	Casting agencies activities	3	-	-	-	-	-	-
N78105	Theatrical booking agency activities							
N78109	Other activities of employment placement agencies, n.e.c.							
N78300	Other human resources provision	s	s	s	s	s	s	s
N79110	Travel agency activities	820	-	-	-	-	-	-
N79120	Tour operator activities	1	-	-	-	-	-	-
N79901	Activities of booking offices related to transport	105	-	-	-	-	-	-
N79905	Tourist assistance activities (e.g. tourist guides)	s	s	s	s	s	s	s
N80100	Private security activities	234	-	-	-	-	-	-
N80200	Security systems service activities	10	-	-	-	-	-	-
N80300	Investigation activities	12	-	-	-	-	-	-
N81100	Combined facilities support activities	3	-	-	-	-	-	-
N81210	General cleaning of buildings	60	-	-	-	-	-	-
N81292	Pest control services, non-agricultural	68	-	-	-	-	-	-



TABLE 6.1b Number of Establishments and Capital Expenditures for Directly Imported Tangible Fixed Assets for Administrative and Support Service Activities  
Establishments with Total Employment of Less Than 20 by Industry Sub-Class: Philippines, 2010 *(Concluded)*

(Value in thousand pesos. Details may not add up to total due to rounding and/or statistical disclosure control)

2009 PSIC Code	Industry Description	Number of Establishments	Directly Imported Tangible Fixed Assets					
			Total	Transport Equipment	ICT Machinery and Equipment	Other Machinery and Equipment	Valuables	Other Tangible Fixed Assets
			(1)	(2)	(3)	(4)	(5)	(6)
N81299	Other building and industrial cleaning activities, n.e.c.	12	-	-	-	-	-	-
N81300	Landscape care and maintenance service activities	s	s	s	s	s	s	s
N82191	Photocopying service activities	94	-	-	-	-	-	-
N82211	Customer relationship management activities	83	-	-	-	-	-	-
N82212	Sales and marketing (including telemarketing) activities							
N82223	Administrative support activities	31	-	-	-	-	-	-
N82224	Document processes activities							
N82226	Medical transcription activities	3	-	-	-	-	-	-
N82227	Legal services activities							
N82299	Other back office operations activities, n.e.c	30	-	-	-	-	-	-
N82300	Organization of conventions and trade shows	107	-	-	-	-	-	-
N82910	Activities of collection agencies and credit bureaus	36	-	-	-	-	-	-
N82920	Packaging activities	263	-	-	-	-	-	-
N82990	Other business support service activities, n.e.c.							

TABLE 6.2b Number of Establishments and Capital Expenditures for Tangible Fixed Assets by Mode of Acquisition for Administrative and Support Service Activities  
Establishments with Total Employment of Less Than 20 by Industry Sub-Class: Philippines, 2010

(Value in thousand pesos. Details may not add up to total due to rounding and/or statistical disclosure control)

2009 PSIC Code	Industry Description	Number of Establishments	Capital Expenditures for Tangible Fixed Assets by Mode of Acquisition				
			Total	New Fixed Assets	Major Alterations and Improvements	Land and Used	Produced on Own Account
		(1)	(2)	(3)	(4)	(5)	(6)
	PHILIPPINES	4,862	718,408	495,010	218,412	3,374	1,612
N77210	Renting and leasing of recreational and sports goods	21	13,550	13,550	-	-	-
N77220	Renting of video tapes and disks	336	58	58	-	-	-
N77291	Renting of wearing apparel	51	-	-	-	-	-
N77292	Renting of furniture	6	-	-	-	-	-
N77295	Renting of electrical appliances	16	-	-	-	-	-
N77296	Renting of audio-video machines						
N77299	Renting of personal and household goods, n.e.c.	6	180	180	-	-	-
N77301	Renting of land transport equipment	15	-	-	-	-	-
N77302	Renting of water transport equipment						
N77304	Renting of agricultural machinery and equipment	3	7,974	3,698	2,514	1,761	-
N77305	Renting of construction and civil engineering machinery and equipment	43	6,343	4,263	2,080	-	-
N77306	Renting of computers and computer peripherals equipment	269	124,125	119,495	1,405	1,612	1,612
N77307	Renting of office machinery and equipment (excluding computers)	3	2,892	2,392	500	-	-
N77309	Renting and leasing of other machinery, equipment and tangible goods, n.e.c.	35	-	-	-	-	-
N78101	Labor recruitment and provision of personnel, local	633	50,126	46,619	3,507	-	-
N78102	Labor recruitment and provision of personnel, overseas	1,444	112,434	53,499	58,936	-	-
N78104	Casting agencies activities	3	-	-	-	-	-
N78105	Theatrical booking agency activities						
N78109	Other activities of employment placement agencies, n.e.c.						
N78300	Other human resources provision	s	s	s	s	s	s
N79110	Travel agency activities	820	21,925	13,577	8,348	-	-
N79120	Tour operator activities	1	-	-	-	-	-
N79901	Activities of booking offices related to transport	105	44,082	9,836	34,246	-	-
N79905	Tourist assistance activities (e.g. tourist guides)	s	s	s	s	s	s
N80100	Private security activities	234	-	-	-	-	-
N80200	Security systems service activities	10	-	-	-	-	-
N80300	Investigation activities	12	-	-	-	-	-
N81100	Combined facilities support activities	3	2,600	20	2,580	-	-
N81210	General cleaning of buildings	60	-	-	-	-	-
N81292	Pest control services, non-agricultural	68	11,622	11,622	-	-	-
N81299	Other building and industrial cleaning activities, n.e.c.	12	71	71	-	-	-
N81300	Landscape care and maintenance service activities	s	s	s	s	s	s

TABLE 6.2b Number of Establishments and Capital Expenditures for Tangible Fixed Assets by Mode of Acquisition for Administrative and Support Service Activities  
Establishments with Total Employment of Less Than 20 by Industry Sub-Class: Philippines, 2010 *(Concluded)*

(Value in thousand pesos. Details may not add up to total due to rounding and/or statistical disclosure control)

2009 PSIC Code	Industry Description	Number of Establishments	Capital Expenditures for Tangible Fixed Assets by Mode of Acquisition				
			Total	New Fixed Assets	Major Alterations and Improvements	Land and Used	Produced on Own Account
		(1)	(2)	(3)	(4)	(5)	(6)
N82191	Photocopying service activities	94	10,214	8,514	1,700	-	-
N82211	Customer relationship management activities	83	124,807	42,546	82,261	-	-
N82212	Sales and marketing (including telemarketing) activities						
N82223	Administrative support activities	31	-	-	-	-	-
N82224	Document processes activities						
N82226	Medical transcription activities	3	1,171	539	632	-	-
N82227	Legal services activities						
N82299	Other back office operations activities, n.e.c.	30	17,440	17,440	-	-	-
N82300	Organization of conventions and trade shows	107	165,628	146,040	19,587	-	-
N82910	Activities of collection agencies and credit bureaus	36	-	-	-	-	-
N82920	Packaging activities	263	1,167	1,051	116	-	-
N82990	Other business support service activities, n.e.c.						

TABLE 6.3b Number of Establishments and Capital Expenditures for Intangible Assets by Type for Administrative and Support Service Activities Establishments with Total Employment of Less Than 20 by Industry Sub-Class: Philippines, 2010

(Value in thousand pesos. Details may not add up to total due to rounding and/or statistical disclosure control)

2009 PSIC Code	Industry Description	Number of Establishments	Capital Expenditures for Intangible Assets				
			Total	Intangible Non-Produced Assets	Computer Software and Databases	Entertainment, Literary and Artistic Originals	Other Intangible Assets
		(1)	(2)	(3)	(4)	(5)	(6)
	<b>PHILIPPINES</b>	<b>4,862</b>	<b>84,301</b>	<b>1,634</b>	<b>82,667</b>	<b>-</b>	<b>-</b>
N77210	Renting and leasing of recreational and sports goods	21	-	-	-	-	-
N77220	Renting of video tapes and disks	336	-	-	-	-	-
N77291	Renting of wearing apparel	51	-	-	-	-	-
N77292	Renting of furniture	6	-	-	-	-	-
N77295	Renting of electrical appliances	16	-	-	-	-	-
N77296	Renting of audio-video machines						
N77299	Renting of personal and household goods, n.e.c.	6	-	-	-	-	-
N77301	Renting of land transport equipment	15	-	-	-	-	-
N77302	Renting of water transport equipment						
N77304	Renting of agricultural machinery and equipment	3	-	-	-	-	-
N77305	Renting of construction and civil engineering machinery and equipment	43	-	-	-	-	-
N77306	Renting of computers and computer peripherals equipment	269	2,136	-	2,136	-	-
N77307	Renting of office machinery and equipment (excluding computers)	3	-	-	-	-	-
N77309	Renting and leasing of other machinery, equipment and tangible goods, n.e.c.	35	-	-	-	-	-
N78101	Labor recruitment and provision of personnel, local	633	5,492	-	5,492	-	-
N78102	Labor recruitment and provision of personnel, overseas	1,444	11,575	1,634	9,941	-	-
N78104	Casting agencies activities	3	-	-	-	-	-
N78105	Theatrical booking agency activities						
N78109	Other activities of employment placement agencies, n.e.c.						
N78300	Other human resources provision	s	s	s	s	s	s
N79110	Travel agency activities	820	-	-	-	-	-
N79120	Tour operator activities	1	-	-	-	-	-
N79901	Activities of booking offices related to transport	105	-	-	-	-	-
N79905	Tourist assistance activities (e.g. tourist guides)	s	s	s	s	s	s
N80100	Private security activities	234	-	-	-	-	-
N80200	Security systems service activities	10	-	-	-	-	-
N80300	Investigation activities	12	-	-	-	-	-
N81100	Combined facilities support activities	3	-	-	-	-	-
N81210	General cleaning of buildings	60	-	-	-	-	-
N81292	Pest control services, non-agricultural	68	-	-	-	-	-
N81299	Other building and industrial cleaning activities, n.e.c.	12	-	-	-	-	-
N81300	Landscape care and maintenance service activities	s	s	s	s	s	s
N82191	Photocopying service activities	94	1,299	-	1,299	-	-

TABLE 6.3b Number of Establishments and Capital Expenditures for Intangible Assets by Type for Administrative and Support Service Activities Establishments with Total Employment of Less Than 20 by Industry Sub-Class: Philippines, 2010 *(Concluded)*

(Value in thousand pesos. Details may not add up to total due to rounding and/or statistical disclosure control)

2009 PSIC Code	Industry Description	Number of Establishments	Capital Expenditures for Intangible Assets				
			Total	Intangible Non-Produced Assets	Computer Software and Databases	Entertainment, Literary and Artistic Originals	Other Intangible Assets
			(1)	(2)	(3)	(4)	(5)
N82211	Customer relationship management activities	83	63,800	-	63,800	-	-
N82212	Sales and marketing (including telemarketing) activities						
N82223	Administrative support activities	31	-	-	-	-	-
N82224	Document processes activities						
N82226	Medical transcription activities						
N82227	Legal services activities	3	-	-	-	-	-
N82299	Other back office operations activities, n.e.c						
N82300	Organization of conventions and trade shows	30	-	-	-	-	-
N82910	Activities of collection agencies and credit bureaus	107	-	-	-	-	-
N82920	Packaging activities	36	-	-	-	-	-
N82990	Other business support service activities, n.e.c.	263	-	-	-	-	-

TABLE 7b Number of Establishments and Gross Additions to Tangible Fixed Assets for Administrative and Support Service Activities Establishments with Total Employment of Less Than 20 by Industry Sub-Class: Philippines, 2010

(Value in thousand pesos. Details may not add up to total due to rounding and/or statistical disclosure control)

2009 PSIC Code	Industry Description	Number of Establishments	Gross Additions	Capital Expenditures	Sale of Tangible Fixed Assets
		(1)	(2)	(3)	(4)
	<b>PHILIPPINES</b>	<b>4,862</b>	<b>616,769</b>	<b>718,408</b>	<b>101,639</b>
N77210	Renting and leasing of recreational and sports goods	21	13,532	13,550	18
N77220	Renting of video tapes and disks	336	58	58	-
N77291	Renting of wearing apparel	51	-	-	-
N77292	Renting of furniture	6	-	-	-
N77295	Renting of electrical appliances	16	-	-	-
N77296	Renting of audio-video machines				
N77299	Renting of personal and household goods, n.e.c.	6	180	180	-
N77301	Renting of land transport equipment	15	-	-	-
N77302	Renting of water transport equipment				
N77304	Renting of agricultural machinery and equipment	3	7,974	7,974	-
N77305	Renting of construction and civil engineering machinery and equipment	43	(8,442)	6,343	14,785
N77306	Renting of computers and computer peripherals equipment	269	121,903	124,125	2,222
N77307	Renting of office machinery and equipment (excluding computers)	3	2,892	2,892	-
N77309	Renting and leasing of other machinery, equipment and tangible goods, n.e.c.	35	(8,662)	-	8,662
N78101	Labor recruitment and provision of personnel, local	633	50,126	50,126	-
N78102	Labor recruitment and provision of personnel, overseas	1,444	49,912	112,434	62,522
N78104	Casting agencies activities	3	-	-	-
N78105	Theatrical booking agency activities				
N78109	Other activities of employment placement agencies, n.e.c.				
N78300	Other human resources provision	s	s	s	s
N79110	Travel agency activities	820	14,915	21,925	7,011
N79120	Tour operator activities	1	-	-	-
N79901	Activities of booking offices related to transport	105	37,663	44,082	6,420
N79905	Tourist assistance activities (e.g. tourist guides)	s	s	s	s
N80100	Private security activities	234	-	-	-
N80200	Security systems service activities	10	-	-	-
N80300	Investigation activities	12	-	-	-
N81100	Combined facilities support activities	3	2,600	2,600	-
N81210	General cleaning of buildings	60	-	-	-
N81292	Pest control services, non-agricultural	68	11,622	11,622	-
N81299	Other building and industrial cleaning activities, n.e.c.	12	71	71	-
N81300	Landscape care and maintenance service activities	s	s	s	s
N82191	Photocopying service activities	94	10,214	10,214	-
N82211	Customer relationship management activities	83	124,807	124,807	-
N82212	Sales and marketing (including telemarketing) activities				
N82223	Administrative support activities	31	-	-	-
N82224	Document processes activities				
N82226	Medical transcription activities				

TABLE 7b Number of Establishments and Gross Additions to Tangible Fixed Assets for Administrative and Support Service Activities Establishments with Total Employment of Less Than 20 by Industry Sub-Class: Philippines, 2010 *(Concluded)*

(Value in thousand pesos. Details may not add up to total due to rounding and/or statistical disclosure control)

2009 PSIC Code	Industry Description	Number of Establishments	Gross Additions	Capital Expenditures	Sale of Tangible Fixed Assets
		(1)	(2)	(3)	(4)
N82227	Legal services activities	3	1,171	1,171	-
N82299	Other back office operations activities, n.e.c.				
N82300	Organization of conventions and trade shows	30	17,440	17,440	-
N82910	Activities of collection agencies and credit bureaus	107	165,628	165,628	-
N82920	Packaging activities	36	-	-	-
N82990	Other business support service activities, n.e.c.	263	1,167	1,167	-

TABLE 7.1b Number of Establishments and Sale of Tangible Fixed Assets by Type for Administrative and Support Service Activities Establishments with Total Employment of Less Than 20 by Industry Sub-Class: Philippines, 2010

(Value in thousand pesos. Details may not add up to total due to rounding and/or statistical disclosure control)

2009 PSIC Code	Industry Description	Number of Establishments	Sale of Tangible Fixed Assets			
			Total	Land	Buildings, Other Structures and Land Improvements	Transport Equipment
		(1)	(2)	(3)	(4)	(5)
	<b>PHILIPPINES</b>	<b>4,862</b>	<b>101,639</b>	<b>-</b>	<b>11,413</b>	<b>27,450</b>
N77210	Renting and leasing of recreational and sports goods	21	18	-	-	-
N77220	Renting of video tapes and disks	336	-	-	-	-
N77291	Renting of wearing apparel	51	-	-	-	-
N77292	Renting of furniture	6	-	-	-	-
N77295	Renting of electrical appliances	16	-	-	-	-
N77296	Renting of audio-video machines					
N77299	Renting of personal and household goods, n.e.c.					
N77301	Renting of land transport equipment	15	-	-	-	-
N77302	Renting of water transport equipment					
N77304	Renting of agricultural machinery and equipment	3	-	-	-	-
N77305	Renting of construction and civil engineering machinery and equipment	43	14,785	-	-	-
N77306	Renting of computers and computer peripherals equipment	269	2,222	-	-	1,433
N77307	Renting of office machinery and equipment (excluding computers)	3	-	-	-	-
N77309	Renting and leasing of other machinery, equipment and tangible goods, n.e.c.	35	8,662	-	1,140	-
N78101	Labor recruitment and provision of personnel, local	633	-	-	-	-
N78102	Labor recruitment and provision of personnel, overseas	1,444	62,522	-	10,273	19,006
N78104	Casting agencies activities	3	-	-	-	-
N78105	Theatrical booking agency activities					
N78109	Other activities of employment placement agencies, n.e.c.					
N78300	Other human resources provision	s	s	s	s	s
N79110	Travel agency activities	820	7,011	-	-	7,011
N79120	Tour operator activities	1	-	-	-	-
N79901	Activities of booking offices related to transport	105	6,420	-	-	-
N79905	Tourist assistance activities (e.g. tourist guides)	s	s	s	s	s
N80100	Private security activities	234	-	-	-	-
N80200	Security systems service activities	10	-	-	-	-
N80300	Investigation activities	12	-	-	-	-
N81100	Combined facilities support activities	3	-	-	-	-
N81210	General cleaning of buildings	60	-	-	-	-
N81292	Pest control services, non-agricultural	68	-	-	-	-
N81299	Other building and industrial cleaning activities, n.e.c.	12	-	-	-	-
N81300	Landscape care and maintenance service activities	s	s	s	s	s
N82191	Photocopying service activities	94	-	-	-	-
N82211	Customer relationship management activities	83	-	-	-	-
N82212	Sales and marketing (including telemarketing) activities					



TABLE 7.1b Number of Establishments and Sale of Tangible Fixed Assets by Type for Administrative and Support Service Activities Establishments with Total Employment of Less Than 20 by Industry Sub-Class: Philippines, 2010 *(Continued)*

(Value in thousand pesos. Details may not add up to total due to rounding and/or statistical disclosure control)

2009 PSIC Code	Industry Description	Number of Establishments	Sale of Tangible Fixed Assets			
			Total	Land	Buildings, Other Structures and Land Improvements	Transport Equipment
		(1)	(2)	(3)	(4)	(5)
N82223	Administrative support activities	31	-	-	-	-
N82224	Document processes activities					
N82226	Medical transcription activities					
N82227	Legal services activities	3	-	-	-	-
N82299	Other back office operations activities, n.e.c					
N82300	Organization of conventions and trade shows	30	-	-	-	-
N82910	Activities of collection agencies and credit bureaus	107	-	-	-	-
N82920	Packaging activities	36	-	-	-	-
N82990	Other business support service activities, n.e.c.	263	-	-	-	-

TABLE 7.1b Number of Establishments and Sale of Tangible Fixed Assets by Type for Administrative and Support Service Activities Establishments with Total Employment of Less Than 20 by Industry Sub-Class: Philippines, 2010 *(Continued)*

(Value in thousand pesos. Details may not add up to total due to rounding and/or statistical disclosure control)

2009 PSIC Code	Industry Description	Sale of Tangible Fixed Assets			
		ICT Machinery and Equipment	Other Machinery and Equipment	Valuables	Other Tangible Fixed Assets
		(6)	(7)	(8)	(9)
PHILIPPINES		25,951	29,303	150	7,372
N77210	Renting and leasing of recreational and sports goods	-	18	-	-
N77220	Renting of video tapes and disks	-	-	-	-
N77291	Renting of wearing apparel	-	-	-	-
N77292	Renting of furniture	-	-	-	-
N77295	Renting of electrical appliances	}	-	-	-
N77296	Renting of audio-video machines		-	-	-
N77299	Renting of personal and household goods, n.e.c.	-	-	-	-
N77301	Renting of land transport equipment	}	-	-	-
N77302	Renting of water transport equipment		-	-	-
N77304	Renting of agricultural machinery and equipment	-	-	-	-
N77305	Renting of construction and civil engineering machinery and equipment	-	14,785	-	-
N77306	Renting of computers and computer peripherals equipment	788	-	-	-
N77307	Renting of office machinery and equipment (excluding computers)	-	-	-	-
N77309	Renting and leasing of other machinery, equipment and tangible goods, n.e.c.	-	-	150	7,372
N78101	Labor recruitment and provision of personnel, local	-	-	-	-
N78102	Labor recruitment and provision of personnel, overseas	22,674	10,569	-	-
N78104	Casting agencies activities	}	-	-	-
N78105	Theatrical booking agency activities		-	-	-
N78109	Other activities of employment placement agencies, n.e.c.		-	-	-
N78300	Other human resources provision	s	s	s	s
N79110	Travel agency activities	-	-	-	-
N79120	Tour operator activities	-	-	-	-
N79901	Activities of booking offices related to transport	2,489	3,931	-	-
N79905	Tourist assistance activities (e.g. tourist guides)	s	s	s	s
N80100	Private security activites	-	-	-	-
N80200	Security systems service activities	-	-	-	-
N80300	Investigation activities	-	-	-	-
N81100	Combined facilities support activities	-	-	-	-
N81210	General cleaning of buildings	-	-	-	-
N81292	Pest control services, non-agricultural	-	-	-	-
N81299	Other building and industrial cleaning activities, n.e.c.	-	-	-	-
N81300	Landscape care and maintenance service activities	s	s	s	s
N82191	Photocopying service acitivites	-	-	-	-
N82211	Customer relationship management activities	}	-	-	-
N82212	Sales and marketing (including telemarketing) activities		-	-	-
N82223	Administrative support activities	}	-	-	-
N82224	Document processes activities		-	-	-
N82226	Medical transcription activities		-	-	-

TABLE 7.1b Number of Establishments and Sale of Tangible Fixed Assets by Type for Administrative and Support Service Activities Establishments with Total Employment of Less Than 20 by Industry Sub-Class: Philippines, 2010 *(Concluded)*

(Value in thousand pesos. Details may not add up to total due to rounding and/or statistical disclosure control)

2009 PSIC Code	Industry Description	Sale of Tangible Fixed Assets			
		ICT Machinery and Equipment	Other Machinery and Equipment	Valuables	Other Tangible Fixed Assets
		(6)	(7)	(8)	(9)
N82227	Legal services activities	}	-	-	-
N82299	Other back office operations activities, n.e.c		-	-	-
N82300	Organization of conventions and trade shows		-	-	-
N82910	Activities of collection agencies and credit bureaus		-	-	-
N82920	Packaging activities		-	-	-
N82990	Other business support service activities, n.e.c.		-	-	-

TABLE 7.2b Number of Establishments and Losses and Damages to Tangible Fixed Assets by Type for Administrative and Support Service Activities Establishments with Total Employment of Less Than 20 by Industry Sub-Class: Philippines, 2010

(Value in thousand pesos. Details may not add up to total due to rounding and/or statistical disclosure control)

2009 PSIC Code	Industry Description	Number of Establishments	Losses and Damages			
			Total	Land	Buildings, Other Structures and Land Improvements	Transport Equipment
		(1)	(2)	(3)	(4)	(5)
	PHILIPPINES	4,862	15,743	-	-	3,305
N77210	Renting and leasing of recreational and sports goods	21	-	-	-	-
N77220	Renting of video tapes and disks	336	-	-	-	-
N77291	Renting of wearing apparel	51	-	-	-	-
N77292	Renting of furniture	6	-	-	-	-
N77295	Renting of electrical appliances	16	-	-	-	-
N77296	Renting of audio-video machines					
N77299	Renting of personal and household goods, n.e.c.	6	-	-	-	-
N77301	Renting of land transport equipment	15	-	-	-	-
N77302	Renting of water transport equipment					
N77304	Renting of agricultural machinery and equipment	3	-	-	-	-
N77305	Renting of construction and civil engineering machinery and equipment	43	-	-	-	-
N77306	Renting of computers and computer peripherals equipment	269	430	-	-	-
N77307	Renting of office machinery and equipment (excluding computers)	3	-	-	-	-
N77309	Renting and leasing of other machinery, equipment and tangible goods, n.e.c.	35	-	-	-	-
N78101	Labor recruitment and provision of personnel, local	633	-	-	-	-
N78102	Labor recruitment and provision of personnel, overseas	1,444	108	-	-	-
N78104	Casting agencies activities	3	-	-	-	-
N78105	Theatrical booking agency activities					
N78109	Other activities of employment placement agencies, n.e.c.					
N78300	Other human resources provision	s	s	s	s	s
N79110	Travel agency activities	820	3,305	-	-	3,305
N79120	Tour operator activities	1	-	-	-	-
N79901	Activities of booking offices related to transport	105	-	-	-	-
N79905	Tourist assistance activities (e.g. tourist guides)	s	s	s	s	s
N80100	Private security activities	234	-	-	-	-
N80200	Security systems service activities	10	-	-	-	-
N80300	Investigation activities	12	-	-	-	-
N81100	Combined facilities support activities	3	-	-	-	-
N81210	General cleaning of buildings	60	-	-	-	-
N81292	Pest control services, non-agricultural	68	-	-	-	-
N81299	Other building and industrial cleaning activities, n.e.c.	12	-	-	-	-
N81300	Landscape care and maintenance service activities	s	s	s	s	s
N82191	Photocopying service activities	94	11,900	-	-	-

TABLE 7.2b Number of Establishments and Losses and Damages to Tangible Fixed Assets by Type for Administrative and Support Service Activities Establishments with Total Employment of Less Than 20 by Industry Sub-Class: Philippines, 2010 *(Continued)*

(Value in thousand pesos. Details may not add up to total due to rounding and/or statistical disclosure control)

2009 PSIC Code	Industry Description	Number of Establishments	Losses and Damages			
			Total	Land	Buildings, Other Structures and Land Improvements	Transport Equipment
		(1)	(2)	(3)	(4)	(5)
N82211	Customer relationship management activities	83	-	-	-	-
N82212	Sales and marketing (including telemarketing) activities					
N82223	Administrative support activities	31	-	-	-	-
N82224	Document processes activities					
N82226	Medical transcription activities					
N82227	Legal services activities	3	-	-	-	-
N82299	Other back office operations activities, n.e.c.					
N82300	Organization of conventions and trade shows	30	-	-	-	-
N82910	Activities of collection agencies and credit bureaus	107	-	-	-	-
N82920	Packaging activities	36	-	-	-	-
N82990	Other business support service activities, n.e.c.	263	-	-	-	-

TABLE 7.2b Number of Establishments and Losses and Damages to Tangible Fixed Assets by Type for Administrative and Support Service Activities Establishments with Total Employment of Less Than 20 by Industry Sub-Class: Philippines, 2010 *(Continued)*

(Value in thousand pesos. Details may not add up to total due to rounding and/or statistical disclosure control)

2009 PSIC Code	Industry Description	Losses and Damages			
		ICT Machinery and Equipment	Other Machinery and Equipment	Valuables	Other Tangible Fixed Assets
		(6)	(7)	(8)	(9)
	PHILIPPINES	12,438	-	-	-
N77210	Renting and leasing of recreational and sports goods	-	-	-	-
N77220	Renting of video tapes and disks	-	-	-	-
N77291	Renting of wearing apparel	-	-	-	-
N77292	Renting of furniture	-	-	-	-
N77295	Renting of electrical appliances	}	-	-	-
N77296	Renting of audio-video machines		-	-	-
N77299	Renting of personal and household goods, n.e.c.	-	-	-	-
N77301	Renting of land transport equipment	}	-	-	-
N77302	Renting of water transport equipment		-	-	-
N77304	Renting of agricultural machinery and equipment	-	-	-	-
N77305	Renting of construction and civil engineering machinery and equipment	-	-	-	-
N77306	Renting of computers and computer peripherals equipment	430	-	-	-
N77307	Renting of office machinery and equipment (excluding computers)	-	-	-	-
N77309	Renting and leasing of other machinery, equipment and tangible goods, n.e.c.	-	-	-	-
N78101	Labor recruitment and provision of personnel, local	-	-	-	-
N78102	Labor recruitment and provision of personnel, overseas	108	-	-	-
N78104	Casting agencies activities	}	-	-	-
N78105	Theatrical booking agency activities		-	-	-
N78109	Other activities of employment placement agencies, n.e.c.		-	-	-
N78300	Other human resources provision	\$	\$	\$	\$
N79110	Travel agency activities	-	-	-	-
N79120	Tour operator activities	-	-	-	-
N79901	Activities of booking offices related to transport	-	-	-	-
N79905	Tourist assistance activities (e.g. tourist guides)	\$	\$	\$	\$
N80100	Private security activities	-	-	-	-
N80200	Security systems service activities	-	-	-	-
N80300	Investigation activities	-	-	-	-
N81100	Combined facilities support activities	-	-	-	-
N81210	General cleaning of buildings	-	-	-	-
N81292	Pest control services, non-agricultural	-	-	-	-
N81299	Other building and industrial cleaning activities, n.e.c.	-	-	-	-
N81300	Landscape care and maintenance service activities	\$	\$	\$	\$
N82191	Photocopying service activities	11,900	-	-	-
N82211	Customer relationship management activities	}	-	-	-
N82212	Sales and marketing (including telemarketing) activities		-	-	-

TABLE 7.2b Number of Establishments and Losses and Damages to Tangible Fixed Assets by Type for Administrative and Support Service Activities Establishments with Total Employment of Less Than 20 by Industry Sub-Class: Philippines, 2010 *(Concluded)*

(Value in thousand pesos. Details may not add up to total due to rounding and/or statistical disclosure control)

2009 PSIC Code	Industry Description	Losses and Damages			
		ICT Machinery and Equipment	Other Machinery and Equipment	Valuables	Other Tangible Fixed Assets
		(6)	(7)	(8)	(9)
N82223	Administrative support activities	}	-	-	-
N82224	Document processes activities		-	-	-
N82226	Medical transcription activities		-	-	-
N82227	Legal services activities	}	-	-	-
N82299	Other back office operations activities, n.e.c		-	-	-
N82300	Organization of conventions and trade shows		-	-	-
N82910	Activities of collection agencies and credit bureaus		-	-	-
N82920	Packaging activities		-	-	-
N82990	Other business support service activities, n.e.c.		-	-	-

TABLE 8b Number of Establishments and Book Value by Type of Tangible Fixed Assets for Administrative and Support Service Activities Establishments with Total Employment of Less Than 20 by Industry Sub-Class: Philippines, 2010

(Value in thousand pesos. Details may not add up to total due to rounding and/or statistical disclosure control)

2009 PSIC Code	Industry Description	Number of Establishments	Book Value of Tangible Fixed Assets			
			Total	Land	Buildings, Other Structures and Land Improvements	Transport Equipment
		(1)	(2)	(3)	(4)	(5)
	<b>PHILIPPINES</b>	<b>4,862</b>	<b>6,248,879</b>	<b>473,097</b>	<b>1,770,998</b>	<b>1,118,024</b>
N77210	Renting and leasing of recreational and sports goods	21	36,024	667	9,975	19,487
N77220	Renting of video tapes and disks	336	145,460	4,533	65,450	3,366
N77291	Renting of wearing apparel	51	1,055	-	188	19
N77292	Renting of furniture	6	48,742	46,000	1,400	840
N77295	Renting of electrical appliances	16	24,277	-	1,065	1,178
N77296	Renting of audio-video machines					
N77299	Renting of personal and household goods, n.e.c.	6	26,541	1,000	396	2,364
N77301	Renting of land transport equipment	15	35,407	-	1,780	33,623
N77302	Renting of water transport equipment					
N77304	Renting of agricultural machinery and equipment	3	30,796	12,929	10,435	2,059
N77305	Renting of construction and civil engineering machinery and equipment	43	214,602	25,770	39,820	15,537
N77306	Renting of computers and computer peripherals equipment	269	389,608	8,600	11,625	7,310
N77307	Renting of office machinery and equipment (excluding computers)	3	13,281	1,368	2,316	604
N77309	Renting and leasing of other machinery, equipment and tangible goods, n.e.c.	35	192,889	82,083	32,225	29,087
N78101	Labor recruitment and provision of personnel, local	633	808,056	138,109	142,338	196,616
N78102	Labor recruitment and provision of personnel, overseas	1,444	1,734,270	21,443	591,535	398,220
N78104	Casting agencies activities	3	186	-	-	-
N78105	Theatrical booking agency activities					
N78109	Other activities of employment placement agencies, n.e.c.					
N78300	Other human resources provision	s	s	s	s	s
N79110	Travel agency activities	820	599,867	114,090	187,266	155,003
N79120	Tour operator activities	1	652	-	30	-
N79901	Activities of booking offices related to transport	105	141,801	8,700	36,317	1,301
N79905	Tourist assistance activities (e.g. tourist guides)	s	s	s	s	s
N80100	Private security activities	234	488,620	-	181,803	100,899
N80200	Security systems service activities	10	3,134	-	-	1,208
N80300	Investigation activities	12	2,489	-	560	1,309
N81100	Combined facilities support activities	3	4,167	-	-	2,601
N81210	General cleaning of buildings	60	107,052	-	62,594	9,210
N81292	Pest control services, non-agricultural	68	46,579	3,181	4,014	16,030
N81299	Other building and industrial cleaning activities, n.e.c.	12	47,221	1,324	4,489	8,615
N81300	Landscape care and maintenance service activities	s	s	s	s	s
N82191	Photocopying service activities	94	30,913	-	1,708	3,195
N82211	Customer relationship management activities	83	338,724	-	111,704	37,454
N82212	Sales and marketing (including telemarketing) activities					



TABLE 8b Number of Establishments and Book Value by Type of Tangible Fixed Assets for Administrative and Support Service Activities Establishments with Total Employment of Less Than 20 by Industry Sub-Class: Philippines, 2010 *(Continued)*

(Value in thousand pesos. Details may not add up to total due to rounding and/or statistical disclosure control)

2009 PSIC Code	Industry Description	Number of Establishments	Book Value of Tangible Fixed Assets			
			Total	Land	Buildings, Other Structures and Land Improvements	Transport Equipment
		(1)	(2)	(3)	(4)	(5)
N82223	Administrative support activities	31	14,282	-	2,152	94
N82224	Document processes activities					
N82226	Medical transcription activities					
N82227	Legal services activities	3	2,222	-	457	1,038
N82299	Other back office operations activities, n.e.c					
N82300	Organization of conventions and trade shows	30	253,737	-	223,920	17,335
N82910	Activities of collection agencies and credit bureaus	107	290,732	-	24,366	26,770
N82920	Packaging activities	36	43,973	-	5,961	17,853
N82990	Other business support service activities, n.e.c.	263	116,659	3,300	9,529	7,510

TABLE 8b Number of Establishments and Book Value by Type of Tangible Fixed Assets for Administrative and Support Service Activities Establishments with Total Employment of Less Than 20 by Industry Sub-Class: Philippines, 2010 *(Continued)*

(Value in thousand pesos. Details may not add up to total due to rounding and/or statistical disclosure control)

2009 PSIC Code	Industry Description	Book Value of Tangible Fixed Assets			
		ICT Machinery and Equipment	Other Machinery and Equipment	Valuables	Other Tangible Fixed Assets
		(6)	(7)	(8)	(9)
	<b>PHILIPPINES</b>	<b>966,289</b>	<b>1,920,111</b>	<b>21</b>	<b>340</b>
N77210	Renting and leasing of recreational and sports goods	852	5,043	-	-
N77220	Renting of video tapes and disks	26,008	46,103	-	-
N77291	Renting of wearing apparel	197	652	-	-
N77292	Renting of furniture	260	242	-	-
N77295	Renting of electrical appliances	554	21,481	-	-
N77296	Renting of audio-video machines				
N77299	Renting of personal and household goods, n.e.c.	1,129	21,652	-	-
N77301	Renting of land transport equipment	2	2	-	-
N77302	Renting of water transport equipment				
N77304	Renting of agricultural machinery and equipment	30	5,343	-	-
N77305	Renting of construction and civil engineering machinery and equipment	14,157	119,317	-	-
N77306	Renting of computers and computer peripherals equipment	64,266	297,807	-	-
N77307	Renting of office machinery and equipment (excluding computers)	333	8,659	-	-
N77309	Renting and leasing of other machinery, equipment and tangible goods, n.e.c.	1,689	47,805	-	-
N78101	Labor recruitment and provision of personnel, local	208,575	122,418	-	-
N78102	Labor recruitment and provision of personnel, overseas	348,598	374,474	-	-
N78104	Casting agencies activities	150	36	-	-
N78105	Theatrical booking agency activities				
N78109	Other activities of employment placement agencies, n.e.c.				
N78300	Other human resources provision	s	s	s	s
N79110	Travel agency activities	46,882	96,287	-	340
N79120	Tour operator activities	509	113	-	-
N79901	Activities of booking offices related to transport	7,693	87,790	-	-
N79905	Tourist assistance activities (e.g. tourist guides)	s	s	s	s
N80100	Private security activities	42,853	163,066	-	-
N80200	Security systems service activities	690	1,236	-	-
N80300	Investigation activities	158	462	-	-
N81100	Combined facilities support activities	466	1,100	-	-
N81210	General cleaning of buildings	25,327	9,921	-	-
N81292	Pest control services, non-agricultural	4,968	18,386	-	-
N81299	Other building and industrial cleaning activities, n.e.c.	30,132	2,661	-	-
N81300	Landscape care and maintenance service activities	s	s	s	s
N82191	Photocopying service activities	14,963	11,046	-	-
N82211	Customer relationship management activities	59,779	129,786	-	-
N82212	Sales and marketing (including telemarketing) activities				
N82223	Administrative support activities	9,101	2,931	5	-
N82224	Document processes activities				
N82226	Medical transcription activities				

TABLE 8b Number of Establishments and Book Value by Type of Tangible Fixed Assets for Administrative and Support Service Activities Establishments with Total Employment of Less Than 20 by Industry Sub-Class: Philippines, 2010 *(Concluded)*

(Value in thousand pesos. Details may not add up to total due to rounding and/or statistical disclosure control)

2009 PSIC Code	Industry Description	Book Value of Tangible Fixed Assets				
		ICT Machinery and Equipment	Other Machinery and Equipment	Valuables	Other Tangible Fixed Assets	
		(6)	(7)	(8)	(9)	
N82227	Legal services activities	}	85	626	16	-
N82299	Other back office operations activities, n.e.c					
N82300	Organization of conventions and trade shows		3,507	8,975	-	-
N82910	Activities of collection agencies and credit bureaus		22,813	216,784	-	-
N82920	Packaging activities		3,045	17,113	-	-
N82990	Other business support service activities, n.e.c.		20,516	75,804	-	-

TABLE 8.1b Number of Establishments and Value of Intangible Assets by Type for Administrative and Support Service Activities Establishments with Total Employment of Less Than 20 by Industry Sub-Class: Philippines, 2010

(Value in thousand pesos. Details may not add up to total due to rounding and/or statistical disclosure control)

2009 PSIC Code	Industry Description	Number of Establishments	Value of Intangible Assets				
			Total	Intangible Non-Produced Assets	Computer Software and Databases	Entertainment, Literary and Artistic Originals	Other Intangible Fixed Assets
	PHILIPPINES	4,862	137,428	8,139	121,452	-	7,837
N77210	Renting and leasing of recreational and sports goods	21	145	145	-	-	-
N77220	Renting of video tapes and disks	336	3,007	3,007	-	-	-
N77291	Renting of wearing apparel	51	-	-	-	-	-
N77292	Renting of furniture	6	-	-	-	-	-
N77295	Renting of electrical appliances	16	-	-	-	-	-
N77296	Renting of audio-video machines						
N77299	Renting of personal and household goods, n.e.c.	6	-	-	-	-	-
N77301	Renting of land transport equipment	15	-	-	-	-	-
N77302	Renting of water transport equipment						
N77304	Renting of agricultural machinery and equipment	3	39	39	-	-	-
N77305	Renting of construction and civil engineering machinery and equipment	43	-	-	-	-	-
N77306	Renting of computers and computer peripherals equipment	269	2,548	-	2,548	-	-
N77307	Renting of office machinery and equipment (excluding computers)	3	-	-	-	-	-
N77309	Renting and leasing of other machinery, equipment and tangible goods, n.e.c.	35	-	-	-	-	-
N78101	Labor recruitment and provision of personnel, local	633	9,025	556	8,064	-	404
N78102	Labor recruitment and provision of personnel, overseas	1,444	25,854	4,392	14,031	-	7,432
N78104	Casting agencies activities	3	-	-	-	-	-
N78105	Theatrical booking agency activities						
N78109	Other activities of employment placement agencies, n.e.c.						
N78300	Other human resources provision	s	s	s	s	s	s
N79110	Travel agency activities	820	1,732	-	1,732	-	-
N79120	Tour operator activities	1	-	-	-	-	-
N79901	Activities of booking offices related to transport	105	-	-	-	-	-
N79905	Tourist assistance activities (e.g. tourist guides)	s	s	s	s	s	s
N80100	Private security activities	234	-	-	-	-	-
N80200	Security systems service activities	10	-	-	-	-	-
N80300	Investigation activities	12	-	-	-	-	-
N81100	Combined facilities support activities	3	-	-	-	-	-
N81210	General cleaning of buildings	60	-	-	-	-	-
N81292	Pest control services, non-agricultural	68	-	-	-	-	-
N81299	Other building and industrial cleaning activities, n.e.c.	12	-	-	-	-	-
N81300	Landscape care and maintenance service activities	s	s	s	s	s	

TABLE 8.1b Number of Establishments and Value of Intangible Assets by Type for Administrative and Support Service Activities Establishments with Total Employment of Less Than 20 by Industry Sub-Class: Philippines, 2010 *(Concluded)*

(Value in thousand pesos. Details may not add up to total due to rounding and/or statistical disclosure control)

2009 PSIC Code	Industry Description	Number of Establishments	Value of Intangible Assets				
			Total	Intangible Non-Produced Assets	Computer Software and Databases	Entertainment, Literary and Artistic Originals	Other Intangible Fixed Assets
		(1)	(2)	(3)	(4)	(5)	(6)
N82191	Photocopying service activities	94	1,299	-	1,299	-	-
N82211	Customer relationship management activities	83	93,779	-	93,779	-	-
N82212	Sales and marketing (including telemarketing) activities						
N82223	Administrative support activities	31	-	-	-	-	-
N82224	Document processes activities						
N82226	Medical transcription activities	3	-	-	-	-	-
N82227	Legal services activities						
N82299	Other back office operations activities, n.e.c.	30	-	-	-	-	-
N82300	Organization of conventions and trade shows	107	-	-	-	-	-
N82910	Activities of collection agencies and credit bureaus	36	-	-	-	-	-
N82920	Packaging activities	263	-	-	-	-	-
N82990	Other business support service activities, n.e.c.						

TABLE 9b Number of Establishments and Value of Inventories for Administrative and Support Service Activities Establishments with Total Employment of Less Than 20 by Industry Sub-class: Philippines, 2010

(Value in thousand pesos. Details may not add up to total due to rounding and/or statistical disclosure control)

2009 PSIC Code	Industry Description	Number of Establishments	Value of Inventories as of January 1					
			Total	Materials and Supplies	Fuels, Lubricants, Oils and Greases	Goods for Resale	Real Estate for Sale	Other Inventories
			(1)	(2)	(3)	(4)	(5)	(6)
	PHILIPPINES	4,862	393,751	376,444	4,809	12,498	-	
N77210	Renting and leasing of recreational and sports goods	21	2,460	2,441	19	-	-	-
N77220	Renting of video tapes and disks	336	114,234	111,295	-	2,939	-	-
N77291	Renting of wearing apparel	51	4,240	4,240	-	-	-	-
N77292	Renting of furniture	6	12,231	12,231	-	-	-	-
N77295	Renting of electrical appliances	16	12,258	12,258	-	-	-	-
N77296	Renting of audio-video machines							
N77299	Renting of personal and household goods, n.e.c.	6	19,176	19,176	-	-	-	-
N77301	Renting of land transport equipment	15	27	-	27	-	-	-
N77302	Renting of water transport equipment							
N77304	Renting of agricultural machinery and equipment	3	6,665	6,665	-	-	-	-
N77305	Renting of construction and civil engineering machinery and equipment	43	7,102	7,102	-	-	-	-
N77306	Renting of computers and computer peripherals equipment	269	13,209	13,209	-	-	-	-
N77307	Renting of office machinery and equipment (excluding computers)	3	2,930	2,930	-	-	-	-
N77309	Renting and leasing of other machinery, equipment and tangible goods, n.e.c.	35	-	-	-	-	-	-
N78101	Labor recruitment and provision of personnel, local	633	9,885	676	-	9,209	-	-
N78102	Labor recruitment and provision of personnel, overseas	1,444	7,711	6,923	788	-	-	-
N78104	Casting agencies activities	3	-	-	-	-	-	-
N78105	Theatrical booking agency activities							
N78109	Other activities of employment placement agencies, n.e.c.							
N78300	Other human resources provision	s	s	s	s	s	s	s
N79110	Travel agency activities	820	41,319	41,188	130	-	-	-
N79120	Tour operator activities	1	-	-	-	-	-	-
N79901	Activities of booking offices related to transport	105	1,814	1,814	-	-	-	-
N79905	Tourist assistance activities (e.g. tourist guides)	s	s	s	s	s	s	s
N80100	Private security activities	234	787	787	-	-	-	-
N80200	Security systems service activities	10	14,148	14,148	-	-	-	-
N80300	Investigation activities	12	2,149	2,149	-	-	-	-
N81100	Combined facilities support activities	3	3,251	1,251	2,000	-	-	-
N81210	General cleaning of buildings	60	-	-	-	-	-	-
N81292	Pest control services, non-agricultural	68	2,736	2,556	181	-	-	-
N81299	Other building and industrial cleaning activities, n.e.c.	12	402	85	318	-	-	-

TABLE 9b Number of Establishments and Value of Inventories for Administrative and Support Service Activities Establishments with Total Employment of Less Than 20  
by Industry Sub-class: Philippines, 2010 *(Continued)*

(Value in thousand pesos. Details may not add up to total due to rounding and/or statistical disclosure control)

2009 PSIC Code	Industry Description	Number of Establishments	Value of Inventories as of January 1					
			Total	Materials and Supplies	Fuels, Lubricants, Oils and Greases	Goods for Resale	Real Estate for Sale	Other Inventories
		(1)	(2)	(3)	(4)	(5)	(6)	(7)
N81300	Landscape care and maintenance service activities	s	s	s	s	s	s	s
N82191	Photocopying service activities	94	1,954	1,954	-	-	-	-
N82211	Customer relationship management activities	83	-	-	-	-	-	-
N82212	Sales and marketing (including telemarketing) activities							
N82223	Administrative support activities	31	-	-	-	-	-	-
N82224	Document processes activities							
N82226	Medical transcription activities	3	1	-	-	-	-	-
N82227	Legal services activities							
N82299	Other back office operations activities, n.e.c							
N82300	Organization of conventions and trade shows	30	120	120	-	-	-	-
N82910	Activities of collection agencies and credit bureaus	107	-	-	-	-	-	-
N82920	Packaging activities	36	16,876	15,529	1,347	-	-	-
N82990	Other business support service activities, n.e.c.	263	95,716	95,716	-	-	-	-

TABLE 9b Number of Establishments and Value of Inventories for Administrative and Support Service Activities Establishments with Total Employment of Less Than 20 by Industry Sub-class: Philippines, 2010 *(Continued)*

(Value in thousand pesos. Details may not add up to total due to rounding and/or statistical disclosure control)

2009 PSIC Code	Industry Description	Value of Inventories as of December 31					
		Total	Materials and Supplies	Fuels, Lubricants, Oils and Greases	Goods for Resale	Real Estate for Sale	Other Inventories
		(8)	(9)	(10)	(11)	(12)	(13)
	<b>PHILIPPINES</b>	<b>410,414</b>	<b>387,534</b>	<b>6,347</b>	<b>16,533</b>	<b>-</b>	<b>-</b>
N77210	Renting and leasing of recreational and sports goods	2,483	2,469	13	-	-	-
N77220	Renting of video tapes and disks	115,860	112,664	-	3,196	-	-
N77291	Renting of wearing apparel	5,559	5,559	-	-	-	-
N77292	Renting of furniture	8,395	8,395	-	-	-	-
N77295	Renting of electrical appliances	14,103	14,103	-	-	-	-
N77296	Renting of audio-video machines						
N77299	Renting of personal and household goods, n.e.c.	24,196	24,196	-	-	-	-
N77301	Renting of land transport equipment	23	-	23	-	-	-
N77302	Renting of water transport equipment						
N77304	Renting of agricultural machinery and equipment	7,441	7,441	-	-	-	-
N77305	Renting of construction and civil engineering machinery and equipment	9,894	9,894	-	-	-	-
N77306	Renting of computers and computer peripherals equipment	14,313	14,313	-	-	-	-
N77307	Renting of office machinery and equipment (excluding computers)	2,558	2,558	-	-	-	-
N77309	Renting and leasing of other machinery, equipment and tangible goods, n.e.c.	-	-	-	-	-	-
N78101	Labor recruitment and provision of personnel, local	13,635	374	-	13,261	-	-
N78102	Labor recruitment and provision of personnel, overseas	8,444	7,529	916	-	-	-
N78104	Casting agencies activities	-	-	-	-	-	-
N78105	Theatrical booking agency activities						
N78109	Other activities of employment placement agencies, n.e.c.						
N78300	Other human resources provision	s	s	s	s	s	s
N79110	Travel agency activities	40,404	40,274	130	-	-	-
N79120	Tour operator activities	-	-	-	-	-	-
N79901	Activities of booking offices related to transport	3,627	3,627	-	-	-	-
N79905	Tourist assistance activities (e.g. tourist guides)	s	s	s	s	s	s
N80100	Private security activities	4,458	4,458	-	-	-	-
N80200	Security systems service activities	4,437	4,437	-	-	-	-
N80300	Investigation activities	1,347	1,347	-	-	-	-
N81100	Combined facilities support activities	3,271	871	2,400	-	-	-
N81210	General cleaning of buildings	-	-	-	-	-	-
N81292	Pest control services, non-agricultural	10,987	10,807	181	-	-	-
N81299	Other building and industrial cleaning activities, n.e.c.	423	88	335	-	-	-
N81300	Landscape care and maintenance service activities	s	s	s	s	s	s
N82191	Photocopying service activities	2,029	2,029	-	-	-	-



TABLE 9b Number of Establishments and Value of Inventories for Administrative and Support Service Activities Establishments with Total Employment of Less Than 20  
by Industry Sub-class: Philippines, 2010 *(Concluded)*

(Value in thousand pesos. Details may not add up to total due to rounding and/or statistical disclosure control)

2009 PSIC Code	Industry Description	Value of Inventories as of December 31					
		Total	Materials and Supplies	Fuels, Lubricants, Oils and Greases	Goods for Resale	Real Estate for Sale	Other Inventories
		(8)	(9)	(10)	(11)	(12)	(13)
N82211	Customer relationship management activities	}	-	-	-	-	-
N82212	Sales and marketing (including telemarketing) activities		-	-	-	-	-
N82223	Administrative support activities	}	-	-	-	-	-
N82224	Document processes activities		-	-	-	-	-
N82226	Medical transcription activities	}	-	-	-	-	-
N82227	Legal services activities		-	-	-	-	-
N82299	Other back office operations activities, n.e.c.	}	11	2	9	-	-
N82300	Organization of conventions and trade shows		376	376	-	-	-
N82910	Activities of collection agencies and credit bureaus		-	-	-	-	-
N82920	Packaging activities		17,982	15,642	2,340	-	-
N82990	Other business support service activities, n.e.c.		94,083	94,083	-	-	-

TABLE 10b Number of Reporting Establishments and Nationality with Highest Capital Participation Rate as of December 31 for Administrative and Support Service Activities Establishments with Total Employment of Less Than 20 by Industry Sub-Class: Philippines, 2010

(An establishment with equal capital participation rate may be reported several times)

2009 PSIC Code	Industry Description	Number of Reporting Establishments	Nationality with Highest Capital Participation Rate				
			Filipino	American	British	Chinese	German
		(1)	(2)	(3)	(4)	(5)	(6)
	<b>PHILIPPINES</b>	<b>394</b>	<b>378</b>	<b>2</b>	<b>-</b>	<b>1</b>	<b>1</b>
N77210	Renting and leasing of recreational and sports goods	6	6	-	-	-	-
N77220	Renting of video tapes and disks	19	19	-	-	-	-
N77291	Renting of wearing apparel	5	5	-	-	-	-
N77292	Renting of furniture	3	3	-	-	-	-
N77295	Renting of electrical appliances	6	6	-	-	-	-
N77296	Renting of audio-video machines						
N77299	Renting of personal and household goods, n.e.c.	4	3	-	-	1	-
N77301	Renting of land transport equipment	3	2	-	-	-	-
N77302	Renting of water transport equipment	4	4	-	-	-	-
N77304	Renting of agricultural machinery and equipment						
N77305	Renting of construction and civil engineering machinery and equipment	5	4	-	-	-	-
N77306	Renting of computers and computer peripherals equipment	17	16	-	-	-	-
N77307	Renting of office machinery and equipment (excluding computers)	3	3	-	-	-	-
N77309	Renting and leasing of other machinery, equipment and tangible goods, n.e.c.	5	5	-	-	-	-
N78101	Labor recruitment and provision of personnel, local	42	40	-	-	-	-
N78102	Labor recruitment and provision of personnel, overseas	93	89	-	-	-	-
N78104	Casting agencies activities	3	3	-	-	-	-
N78105	Theatrical booking agency activities						
N78109	Other activities of employment placement agencies, n.e.c.						
N78300	Other human resources provision	5	5	5	5	5	5
N79110	Travel agency activities	53	53	-	-	-	-
N79120	Tour operator activities	1	1	-	-	-	-
N79901	Activities of booking offices related to transport	10	7	1	-	-	-
N79905	Tourist assistance activities (e.g. tourist guides)	5	5	5	5	5	5
N80100	Private security activities	17	17	-	-	-	-
N80200	Security systems service activities	5	5	-	-	-	-
N80300	Investigation activities	4	3	-	-	-	-
N81100	Combined facilities support activities	3	3	-	-	-	-
N81210	General cleaning of buildings	4	4	-	-	-	-
N81292	Pest control services, non-agricultural	7	7	-	-	-	-
N81299	Other building and industrial cleaning activities, n.e.c.	6	6	-	-	-	-
N81300	Landscape care and maintenance service activities	5	5	5	5	5	5
N82191	Photocopying service activities	8	8	-	-	-	-
N82211	Customer relationship management activities	6	5	-	-	-	1
N82212	Sales and marketing (including telemarketing) activities	4	4	-	-	-	-
N82223	Administrative support activities						
N82224	Document processes activities						
N82226	Medical transcription activities	4	3	1	-	-	-

TABLE 10b Number of Reporting Establishments and Nationality with Highest Capital Participation Rate as of December 31 for Administrative and Support Service Activities Establishments with Total Employment of Less Than 20 by Industry Sub-Class: Philippines, 2010 *(Continued)*

(An establishment with equal capital participation rate may be reported several times)

2009 PSIC Code	Industry Description	Number of Reporting Establishments	Nationality with Highest Capital Participation Rate				
			Filipino	American	British	Chinese	Geman
		(1)	(2)	(3)	(4)	(5)	(6)
N82227	Legal services activities	}	3	3	-	-	-
N82299	Other back office operations activities, n.e.c						
N82300	Organization of conventions and trade shows		6	6	-	-	-
N82910	Activities of collection agencies and credit bureaus		7	7	-	-	-
N82920	Packaging activities		4	4	-	-	-
N82990	Other business support service activities, n.e.c.		18	18	-	-	-

TABLE 10b Number of Reporting Establishments and Nationality with Highest Capital Participation Rate as of December 31 for Administrative and Support Service Activities Establishments with Total Employment of Less Than 20 by Industry Sub-Class: Philippines, 2010 *(Continued)*

(An establishment with equal capital participation rate may be reported several times)

2009 PSIC Code	Industry Description	Nationality with Highest Capital Participation Rate				
		Japanese	Korean	Singaporean	Taiwanese	Other Nationalities
		(7)	(8)	(9)	(10)	(11)
	<b>PHILIPPINES</b>	<b>4</b>	<b>3</b>	<b>1</b>	<b>-</b>	<b>7</b>
N77210	Renting and leasing of recreational and sports goods	-	1	-	-	1
N77220	Renting of video tapes and disks	-	-	-	-	-
N77291	Renting of wearing apparel	-	-	-	-	-
N77292	Renting of furniture	-	-	-	-	-
N77295	Renting of electrical appliances	}	-	-	-	-
N77296	Renting of audio-video machines		-	-	-	-
N77299	Renting of personal and household goods, n.e.c.	-	-	-	-	-
N77301	Renting of land transport equipment	-	1	-	-	-
N77302	Renting of water transport equipment	}	-	-	-	-
N77304	Renting of agricultural machinery and equipment		-	-	-	-
N77305	Renting of construction and civil engineering machinery and equipment	-	-	1	-	-
N77306	Renting of computers and computer peripherals equipment	-	-	-	-	1
N77307	Renting of office machinery and equipment (excluding computers)	-	-	-	-	-
N77309	Renting and leasing of other machinery, equipment and tangible goods, n.e.c.	-	-	-	-	-
N78101	Labor recruitment and provision of personnel, local	1	-	-	-	1
N78102	Labor recruitment and provision of personnel, overseas	3	1	-	-	-
N78104	Casting agencies activities	}	-	-	-	-
N78105	Theatrical booking agency activities		-	-	-	-
N78109	Other activities of employment placement agencies, n.e.c.	-	-	-	-	-
N78300	Other human resources provision	S	S	S	S	S
N79110	Travel agency activities	-	-	-	-	-
N79120	Tour operator activities	-	-	-	-	-
N79901	Activities of booking offices related to transport	-	-	-	-	2
N79905	Tourist assistance activities (e.g. tourist guides)	S	S	S	S	S
N80100	Private security activities	-	-	-	-	-
N80200	Security systems service activities	-	-	-	-	-
N80300	Investigation activities	-	-	-	-	1
N81100	Combined facilities support activities	-	-	-	-	-
N81210	General cleaning of buildings	-	-	-	-	-
N81292	Pest control services, non-agricultural	-	-	-	-	-
N81299	Other building and industrial cleaning activities, n.e.c.	-	-	-	-	-
N81300	Landscape care and maintenance service activities	S	S	S	S	S
N82191	Photocopying service activities	-	-	-	-	-
N82211	Customer relationship management activities	-	-	-	-	-
N82212	Sales and marketing (including telemarketing) activities	}	-	-	-	-
N82223	Administrative support activities		-	-	-	-
N82224	Document processes activities		-	-	-	-
N82226	Medical transcription activities	-	-	-	-	-

TABLE 10b Number of Reporting Establishments and Nationality with Highest Capital Participation Rate as of December 31 for Administrative and Support Service Activities Establishments with Total Employment of Less Than 20 by Industry Sub-Class: Philippines, 2010 *(Concluded)*

(An establishment with equal capital participation rate may be reported several times)

2009 PSIC Code	Industry Description	Nationality with Highest Capital Participation Rate				
		Japanese	Korean	Singaporean	Taiwanese	Other Nationalities
		(7)	(8)	(9)	(10)	(11)
N82227	Legal services activities	}	-	-	-	-
N82299	Other back office operations activities, n.e.c.		-	-	-	-
N82300	Organization of conventions and trade shows		-	-	-	1
N82910	Activities of collection agencies and credit bureaus		-	-	-	-
N82920	Packaging activities		-	-	-	-
N82990	Other business support service activities, n.e.c.		-	-	-	-

# **APPENDICES**



**NATIONAL  
STATISTICS  
OFFICE**

ASPBI Form 5  
NSCB Approval No. \_\_\_\_\_  
Expires \_\_\_\_\_

## 2010 ANNUAL SURVEY OF PHILIPPINE BUSINESS AND INDUSTRY

### BUSINESS AND SERVICES January – December 2010

--

#### OBJECTIVE

The *2010 Annual Survey of Philippine Business and Industry (ASPBI)* will provide key measures on the performance, structure and trends of businesses and industries that will be used for planning and policy formulation by the government and private sectors.

#### AUTHORITY

The information sought is collected under the authority of **COMMONWEALTH ACT 591**. The Act authorizes the *National Statistics Office* to collect information from businesses and industries. Any person who fails or refuses to accomplish this questionnaire shall, upon conviction, be punished as provided for in *Section 3* of this same *Act*.

#### CONFIDENTIALITY

*Section 4* of **CA 591** provides that all information furnished this Office will be kept strictly **CONFIDENTIAL** and shall not be used for purposes of taxation, investigation or regulation.

#### REFERENCE PERIOD

Report should refer to the period from **January 1 to December 31, 2010**.

#### E-QUESTIONNAIRE

To facilitate the accomplishment of this questionnaire, an electronic copy will be sent to the e-mail account of the contact person in your establishment. The e-questionnaire can also be downloaded from the NSO Website, [www.census.gov.ph/aspbi/eqst](http://www.census.gov.ph/aspbi/eqst). Submit the accomplished e-questionnaire to [e.deguzman@census.gov.ph](mailto:e.deguzman@census.gov.ph) within 15 days upon receipt.

#### DUE DATE

Duly accomplished form should be submitted to NSO or to the authorized representative **ON** or **BEFORE**

#### INQUIRIES

For inquiries please contact:

**CARMELITA N. ERICTA**  
Administrator

Tel. No. \_\_\_\_\_

E-mail Address \_\_\_\_\_

or E-mail: [e.deguzman@census.gov.ph](mailto:e.deguzman@census.gov.ph)

#### GENERAL INSTRUCTIONS

- Provide best estimates if exact figures are not available in your records. Indicate N.A. for items not applicable.
- Refer to the relevant explanatory notes and definitions provided in specific items when providing responses for each item.
- Include only Philippine-based activities, including imports and exports, of this establishment.
- Mark (✓) only **one box**, unless instructed otherwise.

FOR NSO USE ONLY															
FN		QN	QR	ECN											
IND				PROV-MUN				BGY		SZ	LO	EO			

⇒ Page 2	PLEASE ENTER ON THE APPROPRIATE SPACE OR BOX THE DATA REQUESTED.
----------	--

**GENERAL INFORMATION ABOUT THE ESTABLISHMENT**

**1. Business and Registered Name in 2010, Company Website and Tax Identification Number (TIN)**

A. Business Name: \_\_\_\_\_

B. Registered Name: \_\_\_\_\_

C. Company Website: \_\_\_\_\_

D. TIN: \_\_\_\_\_

**2. Economic Activity or Business in 2010**  
*Describe in detail the main and other activities of this establishment.*

DO NOT FILL. (For NSO Use Only)  
 2009 PSIC 


  
 1994 PSIC 


A. Main Activity (Refers to the activity that contributes the biggest or major portion of the gross income or revenue of this establishment)  
 \_\_\_\_\_

B. Major products/goods produced or sold and/or type of service rendered (Specify)  
 \_\_\_\_\_

C. Secondary/Other Activities  
 \_\_\_\_\_

**3. Year Started Operation**  
*Indicate the year when this establishment started operation regardless of its location in the Philippines.*

**4. Legal Organization in 2010**  
*Mark (✓) the box corresponding to the best description of the establishment.*

1 ☐ Single Proprietorship

2 ☐ Partnership

3 ☐ Government Corporation

4 ☐ Stock Corporation

5 ☐ Non-stock, Non-profit Corporation

6 ☐ Cooperative

7 ☐ Others, Specify: \_\_\_\_\_

**5. Economic Organization in 2010**  
*Mark (✓) the box corresponding to the best description of the establishment.*

1 ☐ Single Establishment

2 ☐ Branch only  
 ⇒ Provide details of Main Office below

3 ☐ Establishment and main office  
 (both located in the same address and with branches elsewhere)

4 ☐ Main Office only

5 ☐ Ancillary unit other than Main Office  
 ⇒ Provide details of Main Office below

**Single Establishment** is an establishment which has neither branch nor main office. It may have ancillary unit/s, other than main office, located elsewhere.

**Branch** is an establishment which has a separate main office located elsewhere.

**Main office** is the unit which controls, supervises and directs one or more establishments of an enterprise.

**Ancillary unit** is the unit that operates primarily or exclusively for a related establishment or group of related establishments or its parent establishment and provides goods or services that support but do not

A. Name of Main Office \_\_\_\_\_

B. Address of Main Office \_\_\_\_\_

C. Contact Person in Main Office

(1) Name \_\_\_\_\_

(2) Title/Designation \_\_\_\_\_

(3) Tel. No. \_\_\_\_\_

(4) Fax No. \_\_\_\_\_

(5) E-mail \_\_\_\_\_

**6. Capital Participation as of 31 December 2010**  
*Indicate the percent share of the nationality of the stockholder.*

*Capital participation refers to the claims of individuals against capital/equity by foreign and/or local investors.*

1 Filipino _____ %	5 German _____ %	9 Taiwanese _____ %
2 American _____ %	6 Japanese _____ %	10 Others, Specify: _____ %
3 British _____ %	7 Korean _____ %	
4 Chinese _____ %	8 Singaporean _____ %	

Continued on Page 3



**EMPLOYMENT****7. Number of Paid Employees Who Worked for this Establishment as of 15 November 2010****INCLUDE:**

- Full-time/part-time employees working in or for the establishment and receiving regular pay
- Employees working away from this establishment paid by and under the control of this establishment
- Employees on sick or maternity leave
- Employees on paid vacation or holiday
- Employees on strike
- Directors of corporations working for pay
- Executives/managers and other officers of the same category
- Working owners receiving regular pay
- Apprentices and learners receiving regular pay
- Any other employee receiving regular pay not reported above

**EXCLUDE:**

- Directors paid solely for their attendance at meetings of Board of Directors
- Consultants
- Workers on indefinite leave
- Working owners/members of cooperatives who do not receive regular pay
- Homeworkers
- Workers receiving commissions only

PAID EMPLOYEES BY SEX	LN NO	NUMBER
a. Male	01	
b. Female	02	
c. <b>Total</b> (sum of a and b)	03	

**8. Number of Unpaid Workers Who Worked for this Establishment as of 15 November 2010****INCLUDE:**

- Working owners who do not receive regular pay
- Apprentices and learners without regular pay
- Persons working for at least 1/3 of the time normal to the establishment without regular pay

**EXCLUDE:**

- Silent or inactive business partners

UNPAID WORKERS BY SEX	LN NO	NUMBER
a. Male	01	
b. Female	02	
c. <b>Total</b> (sum of a and b)	03	

**9. Total Employment of this Establishment as of 15 November 2010**

TOTAL EMPLOYMENT BY SEX	LN NO	NUMBER
a. Male (sum of 7a and 8a)	01	
b. Female (sum of 7b and 8b)	02	
c. <b>Total</b> (sum of a and b)	03	

**PRODUCTION/CONSTRUCTION WORKERS AND HOURS WORKED****10. Number of Production/Construction Workers as of 15 November 2010 (Not Applicable)****11. Total Hours Worked by Production/Construction Workers in 2010 (Not Applicable)**

Continued on Page 4

Page 4	PLEASE ENTER ON THE APPROPRIATE SPACE OR BOX THE DATA REQUESTED.
--------	--

**COMPENSATION**

**12. Gross Salaries and Wages, Separation Pay, etc. Paid by this Establishment to its Employees in 2010**

*Gross salaries and wages refer to payments in cash or in kind prior to any deductions for employee's contributions to SSS/GSIS, withholding tax, etc.*

**INCLUDE:**

- Total basic pay
- Overtime pay (payment given for extra hours worked)
- Vacation, sick and maternity leave pay
- Bonuses
- Food, uniforms, housing and cost of living allowances
- Commissions paid for salaried employees
- Commutable transportation and representation allowances

**EXCLUDE:**

- Cost of working clothes
- Reimbursable transportation and representation allowances
- Separation, retirement/terminal pay, gratuities, etc.

	LN NO	VALUE IN PESOS (Omit Centavos)
a. Gross Salaries and Wages	01	
b. Separation/Retirement/Terminal Pay, Gratuities, etc.	02	

**13. Total Employer's Contribution in 2010**

*Include employer's contribution paid by this establishment to SSS/GSIS, Employees Compensation Commission (ECC), PhilHealth, PAG-IBIG, etc.*

	LN NO	VALUE IN PESOS (Omit Centavos)
Total Employer's Contribution to SSS/GSIS, ECC, PhilHealth, PAG-IBIG, etc.	01	

**REVENUE**

**14. Total Revenue in 2010**

*Revenue refers to cash received and receivables for services rendered and goods sold.*

**Valuation:** *Services rendered and goods sold should be in producer price net of discounts and allowances.*

*Producer price is the amount receivable by the producer from the purchaser for a unit of a product (good or service produced) as output, minus any VAT or similar deductible tax, invoiced to the purchaser. It excludes any transport charges invoiced separately by the producer.*

**INCLUDE:**

- Revenue from transactions within and outside the country.
- Services rendered and goods transferred to other establishments belonging to the same enterprise as this establishment which should be treated as sales and valued as if sold to a customer or **valued at cost.**

**EXCLUDE:**

- Subsidies received.

TYPE OF REVENUE	LN NO	VALUE IN PESOS (Omit Centavos)
a. Revenue from main activity <i>(Report revenue from main activity if engaged in Transportation and storage activities; Accommodation and food service activities; Information and communication activities; Professional, scientific and technical activities; Administrative and support service activities; Education services; Human health and social work activities; Arts, entertainment and recreation activities; and Other services activities. INCLUDE: Donations and grants for social work activities.)(sum of 1 and 2)</i>	01	
<b>Specify:</b> _____		
1. Revenue from transactions within the country	02	
2. Revenue from transactions outside the country	03	

Continued on Page 5



Page 5	PLEASE ENTER ON THE APPROPRIATE SPACE OR BOX THE DATA REQUESTED.	
--------	--	--

REVENUE (cont.)		
TYPE OF REVENUE	LN NO	VALUE IN PESOS (Omit Centavos)
b. Interest income <i>(INCLUDE: Interest on finance leases; Earnings on discounted bills; Interest from deposits in banks and other financial institutions; Interest/discounts on loans, deposits, financing, bonds, money market, etc.)</i>	04	
c. Real estate sales <i>(INCLUDE: Real estate sales for residential and non-residential, memorial lots and columbarium vaults)</i>	05	
d. Insurance premiums <i>(INCLUDE: Net premiums earned from insurance and pension funding activities.)</i>	06	
e. Value of industrial services done for others <i>(INCLUDE: Industrial repair, Maintenance and installation work, etc.)</i>	07	
f. Value of non-industrial services done for others <i>(sum of 1 to 4)</i>	08	
1. Rent income from land	09	
2. Rental income from building and structures	10	
3. Other rental income <i>(INCLUDE: Income from renting of machinery and transport equipment without operator; personal and household goods such as wearing apparel, furniture, electrical appliances, audio-video machines and tapes, sports and recreational equipment, books, journals and magazines and ornamental plants, etc.)</i>	11	
4. Other non-industrial services done for others <i>(INCLUDE: Income from storage, communication and warehousing; Income from freight, research, consultancy, and other professional and business services; Management fees; Subscriptions and membership fees; etc.)</i>	12	
g. Dividend income	13	
h. Commissions and fees earned <i>(INCLUDE: Commission income; Income earned from wholesale on a fee or contract basis; Income earned through agents and brokers; Income earned from real estate activities on a fee or contract basis.)</i>	14	
i. Delivery charges separately invoiced to customers	15	
j. Service charges <i>(A separate charge made for the administration of a loan or other service.)</i>	16	
k. Value of goods for resale <i>(Receipts from goods sold in the same condition as purchased.)</i>	17	
l. Royalty income <i>(Payment received for trademarks, copyrights and patents or secrecy. Copyrights, patents or secrecy may take the form of books, recordings, files, software, tapes, disks, etc.)</i>	18	
m. Franchise income <i>(Payment received for license to make, distribute or sell a product or service.)</i>	19	
n. Foreign exchange gains	20	
o. Other income <i>(INCLUDE: Service charges; Gain on sale of investment and marketable securities; and all other income not included elsewhere)</i> Specify: _____	21	
p. Total revenue <i>(sum of a to o)</i>	22	

q. Specify the nature and amount of the single largest item included in <b>Other income</b> (reported in Item 14.o) Specify: _____	LN NO	VALUE IN PESOS (Omit Centavos)
	23	

SUBSIDIES	LN NO	VALUE IN PESOS (Omit Centavos)
15. Subsidies Received by this Establishment from the Government in 2010 <i>Subsidies refer to special grants received from the government in the form of financial assistance or tax exemption or tax privilege to aid and develop an industry. INCLUDE: Price support and price discount, interest rate subsidy, Import subsidies, Direct subsidies on export, Subsidies resulting from multiple exchange rates, Subsidies on products used domestically, Subsidies to public corporations and quasi-corporations, Subsidies on payroll or workforce and Subsidies to reduce pollution.)</i>	01	

Continued on Page 6

Page 6		PLEASE ENTER ON THE APPROPRIATE SPACE OR BOX THE DATA REQUESTED.	
<b>COST</b>			
<b>16. Total Cost Incurred in 2010</b>			
<p><i>Cost refers to all expenses incurred during the year whether paid or payable.</i></p> <p><b>Valuation:</b> Goods and services should be in <b>purchaser price</b>.</p> <p><b>Purchaser price</b> is the amount paid by the purchaser, excluding any VAT or similar deductible tax, in order to take delivery of a unit of a good or service. It includes any transport charges paid separately by purchaser to take delivery at the required time and place.</p> <p><b>INCLUDE:</b> Goods received from and services rendered by other establishments belonging to the same enterprise as this establishment. These should be <b>valued as though purchased</b>.</p> <p><b>EXCLUDE:</b> Compensation of employees (Salaries and wages; separation/retirement/terminal pay, gratuities, SSS/GSIS, ECC, PhilHealth and PAG-IBIG contributions are reported in Items 12 and 13.)</p>			
TYPE OF COST	LN NO	VALUE IN PESOS (Omit Centavos)	
a. Materials and supplies purchased ( <b>INCLUDE:</b> Office supplies; Food, drinks and other restaurant supplies; Linens and other hotels, motels and lodging materials; Instructional and academic materials (for education establishments); Medical, surgical and dental supplies; Subsistence supplies for patients (for health establishments); Wrapping and packing materials; Small tools and materials for repairs and maintenance; Non-durable tools; Working clothes; and Other supplies.)	01		
b. Insurance claims paid	02		
c. Real estate purchased for sale ( <b>INCLUDE:</b> Development cost of real estate purchased.)	03		
d. Fuels, lubricants, oils and greases purchased ( <b>INCLUDE:</b> Diesel or bunker oil, LPG, kerosene, wood, coal and charcoal.)	04		
e. Electricity and water purchased	05		
f. Cost of industrial services done by others (sum of 1 and 2)	06		
1. Contract and commission work done by others	07		
2. Other industrial services ( <b>INCLUDE:</b> Industrial repair; Maintenance and installation work; Drydocking.)	08		
g. Cost of non-industrial services done by others (sum of 1 to 4)	09		
1. Rent expense for land	10		
2. Rental expense for building and structures	11		
3. Other rental expense ( <b>INCLUDE:</b> Rental expense for machinery and transport equipment.)	12		
4. Other non-industrial services ( <b>INCLUDE:</b> Bank charges excluding interest; Insurance expense; Commission expense for non-regularly paid employees; Communication expense; Professional, business and other service fees; Transportation, representation and entertainment expense; Storage and warehousing fees, stevedoring, forwarding and other freight charges; Advertising and promotional expense; Financial services, excluding interest payment; Management fee; Janitorial, security and messengerial service fees, etc.)	13		
h. Interest expense (Interest paid for loans obtained from banks and other financial institutions. <b>INCLUDE:</b> Interest in respect of finance leases. <b>EXCLUDE:</b> Bank charges other than interest.)	14		
i. Goods purchased for resale ( <b>INCLUDE:</b> Acquisition cost of goods purchased for resale without transformation or processing.)	15		
j. Taxes on product and production (Taxes incidental to the production or sale of goods and services chargeable as expenses. <b>INCLUDE:</b> Net value added tax, Sales Tax, Import and export duties, Excise tax, Gross receipts tax, Business licenses, Real estate tax, Road tax, Environmental tax, etc., <b>EXCLUDE:</b> Income tax.)	16		

Continued on Page 7



⇒ Page 7	PLEASE ENTER ON THE APPROPRIATE SPACE OR BOX THE DATA REQUESTED.	
----------	--	--

<b>COST (cont.)</b>		
TYPE OF COST	LN NO	VALUE IN PESOS (Omit Centavos)
k. Research and experimental development expense (Amount spent on any systematic and creative work undertaken to increase the stock of knowledge and the use of this knowledge to create new or improved products, processes, services and other applications.)	17	
l. Environmental protection expense (Cost incurred for the prevention, reduction and elimination of pollution as well as any degradation of the environment. <b>INCLUDE:</b> Cost of environmental protection services like wastewater treatment, etc.)	18	
m. Royalty fee (Expense for trademarks, copyrights, patents or secrecy.)	19	
n. Franchise fee (Expense paid for license to make, distribute or sell a product or service.)	20	
o. Foreign exchange losses	21	
p. Bad and doubtful debts ( <b>INCLUDE:</b> Bad debts, doubtful debts, and/or provision for bad and doubtful debts. Report net of bad debts recovered.)	22	
q. Depreciation of tangible fixed assets in 2010	23	
r. Other cost ( <b>INCLUDE:</b> Payout and all other cost not included elsewhere <b>EXCLUDE:</b> Salaries and wages; Employer's contribution; Losses and damages; Amortization; Sales tax and excise duties payable to the government; Income tax and other direct tax; Unrealized gains from revaluation of assets; etc.) <b>Specify:</b> _____	24	
s. <b>Total cost</b> (sum of a to r)	25	

t. Specify the nature and amount of the single largest item included in <b>Other cost</b> (reported in Item 16.r) <b>Specify:</b> _____	LN NO	VALUE IN PESOS (Omit Centavos)
	26	

PAGE 8	PLEASE ENTER ON THE APPROPRIATE SPACE OR BOX THE DATA REQUESTED.
--------	--

CAPITAL EXPENDITURES AND SALE OF TANGIBLE FIXED ASSETS, INCLUDING LOSSES AND DAMAGES

**17. Capital Expenditures and Sale of Tangible Fixed Assets, Including Losses and Damages in 2010**

***Tangible Fixed Assets** refer to physical assets (tangible) acquired and for use of this establishment and expected to have a productive life of more than one year. These include land; buildings, other structures and land improvements; transport equipment; machinery and equipment; and other fixed assets.*

**INCLUDE:**

- Tangible fixed assets received from other establishments belonging to the same enterprise as this establishment should be valued as though purchased.
- Delivery charges and installation cost, taxes and other necessary fees (import duties, registration fees, etc.)

**EXCLUDE:**

- Financing cost

*Capital expenditures for tangible fixed assets refer to the full value of tangible fixed assets acquired in 2010 whether or not full payments have been made.*

*Sale of tangible fixed assets refers to the actual amount received/realized (not book value) from the sale of tangible fixed assets during the year including the value of tangible fixed assets transferred to other establishments of the same enterprise.*

*Losses and damages refer to the decrease in the book value of tangible fixed assets due to theft, major catastrophe, and other accidental destructions.*

TYPE OF TANGIBLE FIXED ASSETS	LN NO	VALUE IN PESOS (Omit Centavos)			
		CAPITAL EXPENDITURES FOR TANGIBLE FIXED ASSETS		SALE OF TANGIBLE FIXED ASSETS	LOSSES AND DAMAGES
		Total (1)	Percent Directly Imported (2)		
a. Land ( <i>INCLUDE: Land used in the operation of business.</i> )	01				
b. Buildings, other structures and land improvements ( <i>INCLUDE: Leasehold improvements; Major repair, renovations and additions.</i> )	02				
c. Transport equipment ( <i>INCLUDE: Aircrafts, ships/vessels, trains, buses, cars, delivery trucks and other transport equipment.</i> )	03				
d. Machinery and equipment ( <i>sum of 1 and 2</i> )	04				
1. ICT machinery and equipment ( <i>INCLUDE: Computer and peripherals; Telecommunications equipment and apparatus.</i> )	05				
2. Other machinery and equipment ( <i>INCLUDE: Electronic machinery and equipment other than telecommunications; Furniture and fixtures.</i> )	06				
e. Valuables ( <i>INCLUDE: Precious stones and metals; Paintings; Sculptures; Antiques; etc.</i> )	07				
f. Other tangible fixed assets not included above <i>Specify: _____</i>	08				
g. <b>Total</b> ( <i>sum of a to f</i> )	09				

Continued on Page 9

### CAPITAL EXPENDITURES FOR ALL TANGIBLE FIXED ASSETS BY MODE OF ACQUISITION

#### 18. Capital Expenditures for All Tangible Fixed Assets by Mode of Acquisition in 2010

⇒ Report the full value of all tangible fixed assets acquired in 2010 by mode of acquisition. Total in this item should be equal to the **Total** reported in Item 17 column 1.

*New tangible fixed assets refer to brand new tangible fixed assets acquired during the year, including directly/newly imported tangible fixed assets. Directly/newly imported tangible fixed assets are considered new whether or not they were used before they were imported.*

*Major alterations and improvements on tangible fixed assets are done to increase the performance or capacity of existing fixed assets or to significantly extend their expected useful lives.*

*Used tangible fixed assets refer to those that have been previously used within the country.*

*Tangible fixed assets produced on own account refer to the physical assets produced by the establishment for its own use. It should be valued as the cost of all work put in place including overhead cost.*

MODE OF ACQUISITION	LN NO	VALUE IN PESOS (Omit Centavos)
a. New fixed assets	01	
b. Major alterations and improvements on tangible fixed assets	02	
c. Land and used tangible fixed assets	03	
d. Tangible fixed assets produced on own account	04	
e. <b>Total</b> (sum of a to d)	05	

### CAPITAL EXPENDITURES FOR INTANGIBLE ASSETS

#### 19. Capital Expenditures for Intangible Assets in 2010

⇒ Report the full value of all intangible fixed and non-produced assets acquired in 2010.

TYPE OF INTANGIBLE ASSETS	LN NO	VALUE IN PESOS (Omit Centavos)
a. Intangible non-produced assets ( <i>INCLUDE: Purchased goodwill; Patents; Trademarks; Franchises; Licenses; Copyrights; Leases and other transferable contracts.</i> )	01	
b. Computer software and databases ( <i>INCLUDE: Computer programs; Systems and applications software purchased; Computer software developed in-house; Computer databases purchased; and Computer databases developed in-house.</i> )	02	
c. Entertainment, literary and artistic originals ( <i>INCLUDE: Original films; sound recordings; manuscripts; tapes; models; etc., on which drama performances, radio and television programming, musical performances, sporting events, literary and artistic output, etc., are recorded.</i> )	03	
d. Other intangible assets ( <i>INCLUDE: Other produced intangible asset not included above.</i> )	04	
e. <b>Total</b> (sum of a to d)	05	

Continued on Page 10



**BOOK VALUE OF TANGIBLE FIXED ASSETS****20. Book Value of Tangible Fixed Assets as of 31 December 2010**

*Book value refers to the initial or acquisition cost of tangible fixed assets less accumulated depreciation charges. Also include in Book Value as of December 31, the capital expenditures for the corresponding tangible fixed assets.*

TYPE OF FIXED ASSETS	LN NO	VALUE IN PESOS (Omit Centavos)
a. Land ( <i>INCLUDE: Land used in the operation of business.</i> )	01	
b. Buildings, other structures and land improvements ( <i>INCLUDE: Leasehold improvements; Major repairs, renovations and addition.</i> )	02	
c. Transport equipment ( <i>INCLUDE: Aircrafts, ships/vessels, trains, buses, cars, delivery trucks and Other transport equipment.</i> )	03	
d. Machinery and equipment (sum of 1 and 2)	04	
1. ICT machinery and equipment ( <i>INCLUDE: Computer and peripherals; Telecommunications equipment and apparatus.</i> )	05	
2. Other machinery and equipment ( <i>INCLUDE: Electronic machinery and equipment other than telecommunications; Furniture and fixtures.</i> )	06	
e. Valuables ( <i>INCLUDE: Precious stones and metals; Paintings; Sculptures; Antiques; etc.</i> )	07	
f. Other fixed assets not included above, Specify: _____	08	
g. Total (sum of a to f)	09	

**BOOK VALUE OF INTANGIBLE ASSETS****21. Total Value of Intangible Assets as of 31 December 2010**

TYPE OF INTANGIBLE ASSETS	LN NO	VALUE IN PESOS (Omit Centavos)
a. Intangible non-produced assets ( <i>INCLUDE: Goodwill; Patents; Trademarks; Franchises; Licenses; Copyrights; Leases and other transferable contracts.</i> )	01	
b. Computer software and databases ( <i>INCLUDE: Computer programs; Systems and applications software purchased; Computer software developed in-house; Computer databases purchased; Computer databases developed in-house.</i> )	02	
c. Entertainment, literary and artistic originals ( <i>INCLUDE: Original films, sound recordings, manuscripts, tapes, models, etc., on which drama performances, radio and television programming, musical performances, sporting events, literary and artistic output, etc., are recorded.</i> )	03	
d. Other intangible assets ( <i>INCLUDE: Other produced intangible asset not included above.</i> )	04	
e. Total (sum of a to d)	05	

**CAPACITY UTILIZATION**
**22. Average Capacity Utilization Rate of this Establishment in 2010**  
**(Not Applicable)**

Continued on Page 11



**INVENTORIES****23. Inventories in 2010**

*Inventories refer to stocks of goods owned by or under the control of the establishment as of a fixed date, regardless of where the stocks are located.*

*Valuation should be at current replacement cost in purchaser's price at the indicated dates.*

*Replacement cost is the cost of an item in terms of its present price rather than its original cost.*

TYPE OF INVENTORIES	LN NO	VALUE IN PESOS (Omit Centavos)	
		As of 1 January 2010 (1)	As of 31 December 2010 (2)
a. Real estate for sale	01		
b. Materials and supplies	02		
c. Fuels, lubricants, oils and greases	03		
d. Goods for resale	04		
e. Others, Specify: _____	05		
f. Total (sum of a to e)	06		

**24. Branches, Divisions, Plants Owned or Controlled (for Main Office)**

⇒ Please use additional sheets if necessary.

*List name, address, total employment as of 15 November 2010 and year started operation of branches, divisions, plants, or other establishments that this establishment owns or controls.*

NAME OF BRANCH/ DIVISION/PLANT (1)		ADDRESS (2)	TOTAL EMPLOYMENT as of 15 November 2010 (3)	YEAR STARTED OPERATION (4)	DO NOT FILL (For NSO Use Only) PRV/MUN/BGY ECN (5)
1					
2					
3					
4					
5					

Continued on Page 12

**25. REMARKS****CERTIFICATION**

I hereby certify that this report for the period \_\_\_\_\_ to \_\_\_\_\_ has been completed as accurately as the records of this establishment allow and with the best estimates in some instances.

Name \_\_\_\_\_ Signature \_\_\_\_\_

Position Title/Designation \_\_\_\_\_ Date \_\_\_\_\_

**CONTACT PERSON**

Person to be contacted for queries regarding this form:

Name \_\_\_\_\_ Address \_\_\_\_\_

Position Title/Designation \_\_\_\_\_

Tel. No. \_\_\_\_\_ Fax No. \_\_\_\_\_ Email Address \_\_\_\_\_

**DO NOT FILL (FOR NSO USE ONLY)**

Activity	Name	Signature	Number of items	Date
Distributed by				/ /
Collected by				/ /
Field Edited by				/ /
Manually Edited by				/ /
Edited/Coded by CO				/ /
Verified by CO				/ /

**THANK YOU FOR ACCOMPLISHING THIS FORM!**

## 2010 ASPBI Sampling Rates by Industry and Employment Stratum

INDUSTRY	Sampling Rates by Employment Stratum				
	1-9	10-19	20-49	50-99	100 & Over
Agriculture, Forestry, and Fishing	10%	15%	25%	50%	100%
Mining and Quarrying	100%	100%	100%	100%	100%
Manufacturing					
C19200 - [Manufacture of refined petroleum products]	100%	100%	100%	100%	100%
C19900 - [Manufacture of other fuel products]	100%	100%	100%	100%	100%
C23940 - [Manufacture of cement]	100%	100%	100%	100%	100%
C26110 - [Manufacture of electronic valves and tubes]	100%	100%	100%	100%	100%
C26120 - [Manufacture of semi-conductor devices and other electronic]	100%	100%	100%	100%	100%
C26200 - [Manufacture of computers and peripheral equipment and]	100%	100%	100%	100%	100%
C26300 - [Manufacture of communication equipment]	100%	100%	100%	100%	100%
C26400 - [Manufacture of consumer electronics]	100%	100%	100%	100%	100%
Other Industries	10%	15%	25%	50%	100%
Electricity, Gas, Steam, and Air Conditioning Supply	100%	100%	100%	100%	100%
Water Supply, Sewerage, Waste Management and Remediation Activities	10%	15%	25%	50%	100%
Construction	10%	15%	25%	50%	100%
Wholesale and Retail Trade; Repair of Motor Vehicles and Motorcycles					
G46510 - [Wholesale of computers, computer peripheral equipment and]	100%	100%	100%	100%	100%
G46521 - [Wholesale of electronic valves and tubes]	100%	100%	100%	100%	100%
G46522 - [Wholesale of semi-conductor devices]	100%	100%	100%	100%	100%
G46523 - [Wholesale of micro-chips and integrated circuits]	100%	100%	100%	100%	100%
G46524 - [Wholesale of printed circuits]	100%	100%	100%	100%	100%
G46526 - [Wholesale of telephone and communications equipment including parts and accessories]	100%	100%	100%	100%	100%
Other Industries	10%	15%	25%	50%	100%
Transportation and Storage	10%	15%	25%	50%	100%
Accommodation and Food Service Activities	10%	15%	25%	50%	100%
Information and Communication					
J58110 - [Book publishing]	100%	100%	100%	100%	100%
J58130 - [Publishing of newspapers, journals and periodicals]	100%	100%	100%	100%	100%
J58190 - [Other publishing activities]	100%	100%	100%	100%	100%
J58200 - [Software publishing]	100%	100%	100%	100%	100%
J59110 - [Motion picture, video and television programme activities]	100%	100%	100%	100%	100%
J59120 - [Motion picture, video and television programme post-production]	100%	100%	100%	100%	100%
J59130 - [Motion picture, video and television programme distribution activities]	100%	100%	100%	100%	100%
J59140 - [Motion picture projection activities]	100%	100%	100%	100%	100%
J59201 - [Sound recording activities]	100%	100%	100%	100%	100%
J59202 - [Publishing of music]	100%	100%	100%	100%	100%
J60101 - [Radio broadcasting and relay station and studios]	100%	100%	100%	100%	100%



## Appendix 2 - Concluded

### 2010 ASPBI Sampling Rates by Industry and Employment Stratum

INDUSTRY	Sampling Rates by Employment Stratum				
	1-9	10-19	20-49	50-99	100 & Over
J60201 - [Television broadcasting and relay stations and studios including closed circuit television services]	100%	100%	100%	100%	100%
J60202 - [Television program production]	100%	100%	100%	100%	100%
J61101 - [Wired (landline) services]	100%	100%	100%	100%	100%
J61102 - [Wired internet access service activities (e.g. dsl, leased line, dial-up)]	100%	100%	100%	100%	100%
J61103 - [Telegraph, facsimile/telex, and telex services]	100%	100%	100%	100%	100%
J61109 - [Other wired telecommunications activities, including pay telephone]	100%	100%	100%	100%	100%
J61201 - [Wireless landline services]	100%	100%	100%	100%	100%
J61202 - [Mobile telecommunications services]	100%	100%	100%	100%	100%
J61203 - [Wireless internet access services (e.g. internet service provider, n.e.c.)]	100%	100%	100%	100%	100%
J61209 - [Other wireless telecommunication services, n.e.c.]	100%	100%	100%	100%	100%
J61300 - [Satellite telecommunications activities]	100%	100%	100%	100%	100%
J61902 - [Internet access in facilities open to the public service activities]	100%	100%	100%	100%	100%
J61909 - [Other telecommunications service activities, n.e.c.]	100%	100%	100%	100%	100%
J62010 - [Computer programming activities]	100%	100%	100%	100%	100%
J62020 - [Computer consultancy and computer facilities management activities]	100%	100%	100%	100%	100%
J62090 - [Other information technology and computer service activities]	100%	100%	100%	100%	100%
J63111 - [Data processing]	100%	100%	100%	100%	100%
J63112 - [Website hosting services]	100%	100%	100%	100%	100%
J63113 - [Application hosting services]	100%	100%	100%	100%	100%
J63910 - [News agency activities]	100%	100%	100%	100%	100%
J63990 - [Other information service activities, n.e.c.]	100%	100%	100%	100%	100%
Financial and Insurance Activities					
K64200 - [Activities of holding companies]	100%	100%	100%	100%	100%
Other Industries	10%	15%	25%	50%	100%
Real Estate Activities	10%	15%	25%	50%	100%
Professional, Scientific and Technical Activities	10%	15%	25%	50%	100%
Administrative and Support Service Activities	10%	15%	25%	50%	100%
Education	10%	15%	25%	50%	100%
Human Health and Social Work Activities	10%	15%	25%	50%	100%
Arts, Entertainment, and Recreation	10%	15%	25%	50%	100%
Other Service Activities					
S95110 - [Repair of computers and peripheral equipment]	100%	100%	100%	100%	100%
S95120 - [Repair of communications equipment]	100%	100%	100%	100%	100%
S95210 - [Repair of consumer electronics]	100%	100%	100%	100%	100%
Other Industries	10%	15%	25%	50%	100%



**SPECIAL ORDER NO. 2011- 7**

**TO** : ALL CONCERNED OFFICIALS AND EMPLOYEES

**SUBJECT** : Membership in the Committees and Working Groups of the 2010 ASPBI, SICT and SECE

**DATE** : January 5, 2010

To facilitate the planning activities and the smooth conduct of the 2010 Annual Survey of the Philippine Business and industry (ASPBI), 2010 Survey on Information and Communication Technology (SICT), and 2010 Survey on Energy Consumption of Establishments (SECE), the following officials and employees are hereby designated as members of Committees and Working Groups to perform specific functions in addition to their regular office duties:

**I. Steering Committee**

Chairman: Administrator - Carmelita N. Ericta  
Vice-Chairman: Deputy Administrator - Paula Monina G. Collado  
Members:  
Director, Industry and Trade Statistics Department (ITSD) – Estela T. De Guzman  
Director, Information and Resources Department – Valentino C. Abuan  
Director, Household Statistics Department – Socorro D. Abejo  
Director, General Administration Department – Fiel C. Pizarro  
Regional Director, National Capital Region (NCR) – Lourdes V. Homecillo

**Terms of Reference:**

1. Provides overall direction for the implementation of the various activities of the 2010 ASPBI, SICT and SECE.
2. Approves survey design and field operation plans.
3. Approves work plans of committees and working groups.
4. Approves budget proposal and budgetary allocations.
5. Conducts regular quarterly meetings and other meetings as the need arises.

Secretariat: Statistician II, Business and Services Statistics Division (BSSD) – Mari-Belle D. Dy  
Statistician II, BSSD – Glen G. Polo

**II. Technical Committee**

Chairman: Director, ITSD – Estela T. De Guzman  
Co-Chairman: Chief, Statistical Sampling and Operations Division (SSOD) - Elsie B. Solidum  
Members:  
RD, NCR – Lourdes V. Homecillo  
RD, Region IVA – Rosalinda P. Bautista  
RD, Region III – Edgardo G. Pare  
Chief, BSSD - Katrina G. Esclamad  
Chief, Economic Indices and Indicators Division (EIID) – Rosie B. Sta. Ana  
OIC-Chief, Industry Statistics Division (ISD) – Dulce A. Regala  
Chief, Information Technology Systems and Research Division (ITSRD) – Veronica P. Pido  
Statistician IV, SSOD – Juanita B. Soriano  
Statistician IV, BSSD – Apolinar F. Oblea  
Statistician IV, Foreign Trade Statistics Section (FTSS) – Ma. Julieta P. Soliven  
Statistician IV, ISD – Josephine S. Albino  
Information Systems Analyst III, ITSRD – Noel P. Perez



Solicare Bldg. 1, R. Magsaysay Blvd. Sta. Mesa, Manila 1016  
P.O. Box 779, Manila Philippines  
Telephone: (632) 713-7074 • Telefax(632) 713-7073  
[www.census.gov.ph](http://www.census.gov.ph) • email address: [info@census.gov.ph](mailto:info@census.gov.ph)

Terms of Reference:

1. Reviews timetable of activities and work plans.
2. Reviews survey design including scope and coverage, data items, concepts and definitions.
3. Organizes consultative fora with stakeholders.
4. Reviews resource requirements (budget, hardware and manpower).
5. Monitors progress of Working Groups and resolves administrative, technical and operational issues that may arise.
6. Conducts regular monthly meetings and other meetings as the need arises.
7. Submits quarterly progress report to the Steering Committee.
8. Documents all proceedings of the Committee.
9. Performs other duties as directed by Steering Committee.

Secretariat: Statistician II, BSSD – Mari-Belle D. Dy  
Statistician II, BSSD – Glen G. Polo

**A. Working Group on Questionnaire Design, Manuals and Field Operations**

Chairman: OIC-Chief, ISD – Dulce Regala  
Co-Chairman: Chief, BSSD – Katrina Esclamad  
Members:

Chief, SSOD – Elsie Solidum  
Statistician IV, ISD – Josephine Albino  
Statistician IV, EIID – Elena Varona  
Statistician III, BSSD – Anilor Fontanilla  
Statistician III, BSSD – Carole Blanco  
Statistician III, BSSD – Jean Floirendo  
Statistician III, ISD – Anita Brevia  
Statistician III, ISD – Felicidad Hebron  
Computer Programmer III, ITSRD – Renato Asuncion  
Computer Programmer III, ITSRD – Florencio Atentar  
Statistician II, BSSD – Felisa Abad  
Statistician II, BSSD – Emerson Aquino  
Statistician II, BSSD – Mari-Belle Dy  
Statistician II, BSSD – Glen Polo  
Statistician II, ISD – Jonyper Molejon  
Statistician II, ISD – Cherilyn Cosico  
Statistician II, ISD – Sharon Martinez

Terms of Reference:

1. Designs ASPBI, SICT and SECE questionnaires and other forms.
2. Conducts pre-test of the questionnaires through Focus Group Discussions with data suppliers.
3. Prepares Field Operations Plan including spotchecking.
4. Prepares Field Operations and Processing Manual.
5. Prepares Central Office Processing Manual.
6. Prepares requirements for NSCB survey clearance.
7. Consolidates narrative reports on field operations including spotchecking.
8. Conducts bi-monthly meetings and other meetings as the need arises.
9. Submits monthly progress report to the Technical Committee
10. Documents all proceedings of the Working Group and prepares relevant chapter of the procedural history.
11. Performs other duties as directed by Technical Committee

Secretariat: Statistician I, ISD – Jennette Herrera  
Statistician I, ISD – Joyce Egsan  
Statistician I, ISD – Aldrich Erquiza

**B. Working Group on Sampling Design, Sample Selection and Estimation**

Chairman: Chief, SSOD – Elsie Solidum  
Vice-Chairman: Statistician IV, SSOD – Juanita Soriano  
Members:

Statistician III, BSSD – Jean Floirendo  
Statistician III, EIID – Karen Firshan  
Statistician III, ISD – Felicidad Hebron  
Statistician III, SSOD – Nenita Rebarter  
Statistician III, SSOD – Mario Ilagan II  
Information Systems Analyst III, ITSRD – Noel Perez  
Computer Programmer II, ITSRD – Rosalinda Sacdalan  
Statistician I, SSOD – Myra Yepes

**Terms of Reference:**

1. Determines and recommends scope and coverage for the ASPBI, SICT and SECE.
2. Reviews and develops sampling design for the ASPBI, SICT and SECE.
3. Prepares estimation procedures.
4. Prepares materials and presents sampling design for review and approval of Technical Committee and Steering Committee.
5. Draws samples for ASPBI, SICT and SECE.
6. Prepares control list of samples.
7. Conducts bi-monthly meetings and other meetings as the need arises.
8. Submits monthly progress report to the Technical Committee.
9. Documents all proceedings of the Working Group and prepares relevant chapter of the procedural history.
10. Performs other duties as directed by Technical Committee.

**Secretariat:** Statistician I, SSOD – Alex Polo  
Asst. Statistician, SSOD – Rizabelle Lorenzo  
Asst. Statistician, ITSD – Ismael Dayag Jr.

**C. Working Group on Training**

**Chairman:** Statistician IV, FTSS – Ma. Julieta Soliven  
**Co-Chairman:** Statistician III, FTSS – Soraya de Guzman  
**Members:**

Administrative Officer V, HRMD – Daisy Adlawan  
Statistician III, SSOD – Nenita Rebarter  
Computer Programmer III, ITSRD – Raymond Nimeno  
Statistician II, BSSD – Belinda Intalan  
Statistician II, BSSD – Glenda Angeles  
Statistician II, EIID – Edgar Valerio Jr.  
Statistician II, ISD – Thelma Lofranco  
Statistician II, ISD – Jonyper Molejon  
Statistician II, ISD – Cecilia Matienzo  
Statistician I, ISD – Jose Alvin Almedilla  
Statistician I, ISD – Marcelina Flores  
Statistician I, FTSS – Epifanio Cruz Jr.

**Terms of Reference:**

1. Prepares training plan and training design.
2. Prepares training materials and travel order.
3. Consolidates Narrative Reports of training.
4. Prepares Evaluation Form for Trainers and Trainees
5. Prepares Training Evaluation Report.
6. Conducts bi-monthly meetings and other meetings as the need arises.
7. Submits monthly progress report to the Technical Committee.
8. Documents all proceedings of the Working Group and prepares relevant chapter of the procedural history.
9. Performs other duties as directed by Technical Committee.

**Secretariat:** Statistician I, ISD – Robert Concepcion  
Asst. Statistician, SSOD – Leilan Suerte Lacbayan

**D. Working Group on Publicity and Data Dissemination**

**Chairman:** Chief, EIID – Rosie Sta. Ana  
**Co-Chairman:** OIC-Chief, DISD – Vincent Morris Olaivar  
**Members:**

PRO, Office of the Administrator – Cristy Oliveros  
HRMO IV, Human Resource Management Division – Hilda Ballefin  
Statistician III, SSOD – Nenita Rebarter  
Statistician III, EIID – Dulce Joy Sorino  
Computer Programmer III, ITSRD – Renato Asuncion  
Statistician II, BSSD – Belinda Intalan  
Statistician II, BSSD – Glenda Angeles  
Statistician II, EIID – Francis Manalili  
Statistician II, EIID – Robert Alegre  
Statistician II, ISD – Cecilia Matienzo  
Statistician II, SSOD – Elizabeth Pajigal

Terms of Reference:

1. Plans and implements publicity program.
2. Plans and organizes data dissemination fora.
3. Prepares publication plans.
4. Conducts bi-monthly meetings and other meetings as the need arises.
5. Submits monthly progress report to the Technical Committee.
6. Documents all proceedings of the Working Group and prepares relevant chapter of the procedural history.
7. Performs other duties as directed by Technical Committee.

Secretariat: Statistician I, EIID – Teresita Miranda  
Statistician I, EIID – Aldrin Nofies

**E. Working Group on Logistics and Budget Preparation**

Chairman: Statistician IV, BSSD – Apolinar Oblea  
Co-Chairman: Statistician III, ISD – Jennifer Pevidal  
Members:

Budget Officer IV, Budget Division – Evelyn Tolentino  
Administrative Officer IV, Supply - Federico Boncato Jr.  
Statistician III, EIID - Alicia Lorenzo  
Statistician II, BSSD – Wilfredo Montano Jr.  
Statistician II, BSSD – Ralph Bariata  
Statistician II, BSSD – Marivic Acosta  
Statistician II, ISD – Apolinario Rosario Jr.  
Statistician II, SSOD – Redempta Velilla  
Statistician I, BSSD – Harold Carpio  
Statistician I, FTSS – Epifanio Cruz Jr.  
Statistician I, BSSD – Blanca Niña Yabut  
Statistician I, BSSD – Randy Ami  
Statistician I, ISD – Jose Alvin Almedilla  
Statistician I, ISD – Jessica Eustacio  
Statistician I, SSOD – Alex Polo  
Statistician I, SSOD – Myra Yepes  
Freight Service Supervisor II, Administrative Services Division (ASD) – Vicente Cumagun

Terms of Reference:

1. Prepares budget/cost estimate
2. Prepares workload and manpower requirements.
3. Prepares allocation of supplies and materials, forms, questionnaires and manuals.
4. Coordinates with ASD the procurement of supplies and materials
5. Coordinates with the printing of questionnaires, manual and forms.
6. Coordinates with shipment of questionnaires, manual and materials to field offices.
7. Conducts bi-monthly meetings and other meetings as the need arises.
8. Submits monthly progress report to the Technical Committee.
9. Documents all proceedings of the Working Group and prepares relevant chapter of the procedural history.
10. Performs other duties as directed by Technical Committee.

Secretariat: Statistician I, BSSD – John Paul Sacop  
Asst. Statistician, ITSD – Louis Ceralde

**F. Working Group on Machine Processing**

Chairman: Chief, BSSD – Katrina Esclamad  
Co-Chairman: OIC-ISD – Dulce Regala  
Members:  
Chief, Information Technology Operations Division – Elpidio Nogales Jr.  
Statistician IV, ISD – Josephine Albino  
Information Systems Analyst III, ITSRD – Noel Perez  
Computer Programmer III, ITSRD – Raymond Nimeno  
Computer Programmer II, ITSRD – Enrique Maglalang  
Statistician III, BSSD – Carole Blanco  
Statistician III, BSSD – Anilor Fontanilla  
Statistician III, ISD – Anita Brevia  
Statistician III, SSOD – Mario Ilagan II



Statistician II, BSSD – Stephen Bello  
Statistician II, BSSD – Emerson Aquino  
Statistician II, BSSD – Ralph Bariata  
Statistician II, BSSD – Felisa Abad  
Statistician II, BSSD – Glen Polo  
Statistician II, ISD – Apolinario Rosario Jr.  
Statistician II, ISD – Thelma Lofranco  
Statistician II, ISD – Sharon Martinez  
Statistician II, ISD – Cherilyn Cosico  
Statistician I, BSSD – Belen Salvacion Aguilar  
Statistician I, ISD – Myrly Lilia Cuachin

Terms of Reference:

1. Prepares tabulation formats and specifications.
2. Prepares machine edit specifications including Monitoring and Tracking System.
3. Prepares computer systems design.
4. Develops computer programs.
5. Prepares Machine Processing Manual.
6. Conducts bi-monthly meetings and other meetings as the need arises.
7. Submits monthly progress report to the Technical Committee.
8. Documents all proceedings of the Working Group and prepares relevant chapter of the procedural history.
9. Performs other duties as directed by Technical Committee.

Secretariat: Statistician I, BSSD – Miriam Dumalaog  
Statistician I, BSSD – Randy Ami  
Statistician I, ISD – Nalyn Calias

THIS SPECIAL ORDER SHALL TAKE EFFECT IMMEDIATELY AND SHALL CONTINUE TO BE ENFORCED UNTIL THE COMPLETION OF THE DUTIES AND RESPONSIBILITIES AS SPECIFIED IN THE TERMS OF REFERENCE.

  
CARMELITA N. ERICTA  
Administrator

AO      DAO  
GAD      HRMD  
ITSD      BSSD      BD  
All persons concerned      EIID      ISD      SSOD

BSSD/GGP