

**VOLUME XVIII**

**ISSN 1908 - 0425**

# **2010 ANNUAL SURVEY OF PHILIPPINE BUSINESS AND INDUSTRY**



**OTHER SERVICE ACTIVITIES**



Republic of the Philippines  
**NATIONAL STATISTICS OFFICE**  
Manila

# **2010 ANNUAL SURVEY OF PHILIPPINE BUSINESS AND INDUSTRY**

## **OTHER SERVICE ACTIVITIES**



Republic of the Philippines  
**NATIONAL STATISTICS OFFICE**  
Manila



**REPUBLIC OF THE PHILIPPINES**

*His Excellency*

**PRESIDENT BENIGNO SIMEON C. AQUINO III**



**NATIONAL STATISTICS OFFICE**

**CARMELITA N. ERICTA**

*Administrator*

**PAULA MONINA G. COLLADO**

*Deputy Administrator*


**ISSN 1908- 0425**

## FOREWORD

This volume contains the final results of the **2010 Annual Survey of Philippine Business and Industry (ASPBI)** for Section S (**Other Service Activities**). The 2010 ASPBI was conducted in April 2011 with the year 2010 as the reference period of data, except for employment which is as of November 15, 2010.

Statistics on the number of establishments, employment, compensation, revenue, cost, fixed assets, capital expenditures, inventories, and value added are presented by region and industry sub-class for establishments with total employment of 20 and over. Furthermore, statistics for all establishments and establishments with total employment of less than 20 are presented at the national level also by industry sub-class for easy reference of data users. Information contained in this report will be useful to government and non-government agencies in formulating and implementing economic plans and programs.

This Office acknowledges with sincere thanks and appreciation the cooperation of reporting establishments.



**CARMELITA N. ERICTA**  
Administrator

Manila, Philippines  
April 2013

# CONTENTS

	<b>page</b>
<b>FOREWORD</b> .....	iii
<b>EXPLANATORY TEXT</b>	
Introduction .....	xv
Uses of Survey Data .....	xvi
ASPBI Slogan and Logo .....	xvii
Legal Authority .....	xvii
Penalty Clause .....	xvii
Confidentiality of Information .....	xvii
Scope and Coverage .....	xviii
Unit of Enumeration .....	xix
Survey Design .....	xx
Classification of Establishments .....	xx
Economic Organization .....	xx
Legal Organization .....	xxi
Industrial Classification .....	xxi
Establishment Size .....	xxii
Geographic Classification .....	xxii
Frame of Establishments .....	xxii
Sampling Design .....	xxiii
Sampling Units .....	xxiii
Sampling Domain .....	xxiv
Geographic Domain .....	xxv
Industry Domain .....	xxvi
Employment Stratum .....	xxvii
Sample Size .....	xxvii
Sample Allocation .....	xxix
Sample Selection .....	xxxi
Estimation Procedure .....	xxxi
Questionnaire Design .....	xxxiv
Survey Questionnaires .....	xxxiv
Data Items .....	xxxv

	<b>page</b>
Reference Period . . . . .	xxxvi
Survey Operations . . . . .	xxxvi
Preparatory Activity . . . . .	xxxvi
Publicity . . . . .	xxxvi
Training . . . . .	xxxvii
Field Operations . . . . .	xxxvii
Distribution of Questionnaires . . . . .	xxxvii
Collection of Questionnaires . . . . .	xxxviii
Supervision . . . . .	xxxviii
Receipt and Control . . . . .	xxxviii
Data Processing . . . . .	xxxviii
Manual Processing . . . . .	xxxviii
Machine Processing . . . . .	xxxix
Imputation Procedure . . . . .	xxxix
Tabulation . . . . .	xxxix
Statistical Disclosure Control . . . . .	xl
Dissemination . . . . .	xl
Response Rate . . . . .	xl ii
Concepts and Definitions . . . . .	xl iii
Kinds of Establishments . . . . .	xl v
Symbols and Abbreviations Used in Statistical Tables . . . . .	xl vii
<b>BRIEF ANALYSIS . . . . .</b>	<b>xl viii</b>
FIGURE A      Productivity indicators for other service activities establishments with total employment of 20 and over: 2010 . .	liii
FIGURE B      Productivity indicators for other service activities establishments with total employment of less than 20: 2010 . .	liv
TABLE A        Summary statistics for other service activities establishments for all employment sizes by industry group: Philippines, 2010 .	lv

		<b>Page</b>
TABLE B	Summary statistics for other service activities establishments with total employment of 20 and over by industry group: Philippines, 2010 .....	Ivi
TABLE C	Summary statistics for other service activities establishments with total employment of 20 and over by region: Philippines, 2010 .....	Ivii
TABLE D	Summary statistics for other service activities establishments with total employment of less than 20 by industry group: Philippines, 2010 .....	Iviii

### **STATISTICAL TABLES FOR ESTABLISHMENTS FOR ALL EMPLOYMENT SIZES**

TABLE 1	Summary statistics for other service activities establishments for all employment sizes by industry sub-class: Philippines, 2010 .....	3
TABLE 2	Number of establishments and employment by type and sex for other service activities establishments for all employment sizes by industry sub-class: Philippines, 2010 . . .	4
TABLE 3	Number of establishments and compensation of paid employees for other service activities establishments for all employment sizes by industry sub-class: Philippines, 2010. . .	4
TABLE 4	Number of establishments and revenue by type for other service activities establishments for all employment sizes by industry sub-class: Philippines, 2010. ....	5
TABLE 4.1	Number of establishments and revenue from main activity by type of transaction for other service activities establishments for all employment sizes by industry sub-class: Philippines, 2010 .....	6
TABLE 4.2	Number of establishments and value of non-industrial services done for others by type by other service activities establishments for all employment sizes by industry sub-class: Philippines, 2010. ....	6
TABLE 5	Number of establishments and cost by type for other service activities establishments for all employment sizes by industry sub-class: Philippines, 2010 .....	7

		<b>page</b>
TABLE 5.1	Number of establishments and cost of industrial services done by others by type for other service activities establishments for all employment sizes by industry sub-class: Philippines, 2010.	9
TABLE 5.2	Number of establishments and cost of non-industrial services done by others by type for other service activities establishments for all employment sizes by industry sub-class: Philippines, 2010 .....	9
TABLE 6	Number of establishments and capital expenditures of tangible fixed assets by type for other service activities establishments for all employment sizes by industry sub-class: Philippines, 2010 .....	10
TABLE 6.2	Number of establishments and capital expenditures for tangible fixed assets by mode of acquisition for other service activities establishments for all employment sizes by industry sub-class: Philippines, 2010 .....	11
TABLE 6.3	Number of establishments and capital expenditures for intangible assets by type for other service activities establishments for all employment sizes by industry sub-class: Philippines, 2010 .....	11
TABLE 7	Number of establishments and gross additions to tangible fixed assets for other service activities establishments for all employment sizes by industry sub-class: Philippines, 2010. . .	12
TABLE 7.2	Number of establishments and losses and damages to tangible fixed assets by type for other service activities establishments for all employment sizes by industry sub-class: Philippines, 2010 .....	12
TABLE 8	Number of establishments and book value of tangible fixed assets by type for other service activities establishments for all employment sizes by industry sub-class: Philippines, 2010 . .	13
TABLE 8.1	Number of establishments and value of intangible assets by type for other service activities establishments for all employment sizes by industry sub-class: Philippines, 2010 . .	14
TABLE 9	Number of establishments and value of inventories by type for other service activities establishments for all employment sizes by industry sub-class: Philippines, 2010 . .	15



		<b>page</b>
TABLE 10	Number of establishments and nationality of stockholder with highest capital participation rate as of December 31 for other service activities establishments for all employment sizes by industry sub-class: Philippines, 2010 . . . . .	16
 <b>STATISTICAL TABLES FOR ESTABLISHMENTS WITH TOTAL EMPLOYMENT OF 20 AND OVER</b> 		
TABLE 1a	Summary statistics for other service activities establishments with total employment of 20 and over by region and industry sub-class: Philippines, 2010. . . . .	19
TABLE 2a	Number of establishments and employment by type and sex for other service activities establishments with total employment of 20 and over by region and industry sub-class: Philippines, 2010. . . . .	24
TABLE 3a	Number of establishments and compensation of paid employees for other service activities establishments with total employment of 20 and over by region and industry sub-class: Philippines, 2010 . . . . .	27
TABLE 4a	Number of establishments and revenue by type for other service activities establishments with total employment of 20 and over by region and industry sub-class: Philippines, 2010 . . . . .	30
TABLE 4a.1	Number of establishments and revenue from main activity by type of transaction for other service activities establishments with total employment of 20 and over by region and industry sub-class: Philippines, 2010 . . . . .	36
TABLE 4a.2	Number of establishments and value of non-industrial services done for others by type by other service activities establishments with total employment of 20 and over by region and industry sub-class: Philippines, 2010 . . . . .	39
TABLE 5a	Number of establishments and cost by type for other service activities establishments with total employment of 20 and over by region and industry sub-class: Philippines, 2010 . . . . .	42
TABLE 5a.1	Number of establishments and cost of industrial services done by others by type for other service activities establishments with total employment of 20 and over by region and industry sub-class: Philippines, 2010. . . . .	52

		<b>page</b>
TABLE 5a.2	Number of establishments and cost of non-industrial services done by others by type for other service activities establishments with total employment of 20 and over by region and industry sub-class: Philippines, 2010 . . . . .	55
TABLE 6a	Number of establishments and capital expenditures of tangible fixed assets by type for other service activities establishments with total employment of 20 and over by region and industry sub-class: Philippines, 2010 . . . . .	58
TABLE 6a.2	Number of establishments and capital expenditures for tangible fixed assets by mode of acquisition for other service activities establishments with total employment of 20 and over by region and industry sub-class: Philippines, 2010 .	64
TABLE 7a	Number of establishments and gross additions to tangible fixed assets for other service activities establishments with total employment of 20 and over by region and industry sub-class: Philippines, 2010 . . . . .	67
TABLE 7a.2	Number of establishments and losses and damages to tangible fixed assets by type for other service activities establishments with total employment of 20 and over by region and industry sub-class: Philippines, 2010 . . . . .	70
TABLE 8a.1	Number of establishments and value of intangible assets by type for other service activities establishments with total employment of 20 and over by region and industry sub-class: Philippines, 2010 . . . . .	75
TABLE 9a	Number of establishments and value of inventories by type for other service activities establishments with total employment of 20 and over by region and industry sub-class: Philippines, 2010 . . . . .	78
TABLE 10a	Number of establishments and nationality of stockholder with highest capital participation rate as of December 31 for other service activities establishments with total employment of 20 and over by region and industry sub-class: Philippines, 2010 .	83

**STATISTICAL TABLES FOR ESTABLISHMENTS WITH TOTAL EMPLOYMENT  
OF LESS THAN 20**

TABLE 1b	Summary statistics for other service activities establishments with total employment of less than 20 by industry sub-class: Philippines, 2010 .....	91
TABLE 2b	Number of establishments and employment by type and sex for other service activities establishments with total employment of less than 20 by industry sub-class: Philippines, 2010 .....	92
TABLE 3b	Number of establishments and compensation of paid employees for other service activities establishments with total employment of less than 20 by industry sub-class: Philippines, 2010 .....	92
TABLE 4b	Number of establishments and revenue by type for other service activities establishments with total employment of less than 20 by industry sub-class: Philippines, 2010 .....	93
TABLE 4b.1	Number of establishments and revenue from main activity by type of transaction for other service activities establishments with total employment of less than 20 by industry sub-class: Philippines, 2010 .....	94
TABLE 4b.2	Number of establishments and value of non-industrial services done for others by type by other service activities establishments with total employment of less than 20 by industry sub-class: Philippines, 2010 .....	94
TABLE 5b	Number of establishments and cost by type for other service activities establishments with total employment of less than 20 by industry sub-class: Philippines, 2010 .....	95
TABLE 5b.1	Number of establishments and cost of industrial services done by others by type for other service activities establishments with total employment of less than 20 by industry sub-class: Philippines, 2010. ....	97

	<b>page</b>
TABLE 5b.2    Number of establishments and cost of non-industrial services done by others by type for other service activities establishments with total employment of less than 20 by industry sub-class: Philippines, 2010 .....	97
TABLE 6b       Number of establishments and capital expenditures of tangible fixed assets by type for other service activities establishments with total employment of less than 20 by industry sub-class: Philippines, 2010 .....	98
TABLE 6b.2    Number of establishments and capital expenditures for tangible fixed assets by mode of acquisition for other service activities establishments with total employment of less than 20 by industry sub-class: Philippines, 2010 .....	99
TABLE 6b.3    Number of establishments and capital expenditures for intangible assets by type for other service activities establishments with total employment of less than 20 by industry sub-class: Philippines, 2010 .....	99
TABLE 7b       Number of establishments and gross additions to tangible fixed assets for other service activities establishments with total employment of less than 20 by industry sub-class: Philippines, 2010 .....	100
TABLE 7b.2    Number of establishments and losses and damages to tangible fixed assets by type for other service activities establishments with total employment of less than 20 by industry sub-class: Philippines, 2010 .....	100
TABLE 8b       Number of establishments and book value of tangible fixed assets by type for other service activities establishments with total employment of less than 20 by industry sub-class: Philippines, 2010 .....	101
TABLE 8b.1    Number of establishments and value of intangible assets by type for other service activities establishments with total employment of less than 20 by industry sub-class: Philippines, 2010.....	102
TABLE 9b       Number of establishments and value of inventories by type for other service activities establishments with total employment of less than 20 by industry sub-class: Philippines, 2010 .....	103

	<b>page</b>
TABLE 10b      Number of reporting establishments and nationality of stockholder with highest capital participation rate as of December 31 for other service activities establishments with total employment of less than 20 by industry sub-class: Philippines, 2010 .....	104

## **APPENDICES**

Appendix 1      2010 Annual Survey of Philippine Business and Industry Questionnaire (ASPBI Form 5) .....	107
Appendix 2      2010 ASPBI Sampling Rates by Sector, Employment Strata, and 5 Digit Industries .....	119
Appendix 3      2010 ASPBI Special Order No. 2011- 7. ....	121

## EXPLANATORY TEXT

### INTRODUCTION

The Annual Survey of Philippine Business and Industry (ASPBI) is one of the designated statistical activities of the National Statistics Office (NSO). It is a nationwide undertaking designed to collect and generate information on the levels, structure, and trends of economic activities in the entire country. The 2010 ASPBI was conducted in 2011 with 2010 as reference year.

The 2009 Philippine Standard Industrial Classification (PSIC) was adopted for the first time in this survey round. This is the latest version of the industry classification in the country released by the NSCB after the 1994 PSIC was amended in 2002. It conforms with the International Standard Industrial Classification (ISIC) Revision 4 prescribed by the United Nations, but with modifications to suit national situation and requirement. The PSIC is a statistical classification of all economic activities, designed as a guide and a comprehensive framework for securing uniformity and comparability of both the government and private sectors. With the adoption of the 2009 PSIC, the ASPBI now covered 18 out of the 21 sectors of the Philippine economy, as compared to 14 out of 17 in the 1994 PSIC.

Presented in Table 1 are the series of each sector included in the annual surveys of establishments.

TABLE 1 Survey Series by Sector

Sector	N <sup>th</sup> Series	Sector	N <sup>th</sup> Series
Agriculture, Forestry and Fishing <sup>1/</sup>	17 <sup>th</sup>	Information and Communication <sup>2/</sup>	28 <sup>th</sup>
Mining and Quarrying	27 <sup>th</sup>	Financial and Insurance Activities	28 <sup>th</sup>
Manufacturing	41 <sup>st</sup>	Real Estate Activities <sup>3/</sup>	28 <sup>th</sup>
Electricity, Gas, Steam and Air Conditioning Supply	27 <sup>th</sup>	Professional, Scientific and Technical Services <sup>3/</sup>	28 <sup>th</sup>
Water Supply, Sewerage, Waste Management and Remediation Activities <sup>2/</sup>	1 <sup>st</sup>	Administrative and Support Service Activities <sup>3/</sup>	28 <sup>th</sup>
Construction	27 <sup>th</sup>	Education	28 <sup>th</sup>
Wholesale and Retail Trade, Repair of Motor Vehicles and Motorcycles	32 <sup>nd</sup>	Human Health and Social Work Activities	28 <sup>th</sup>

*Continued*

**TABLE 1 – Concluded**

Sector	N <sup>th</sup> Series	Sector	N <sup>th</sup> Series
Transportation and Storage	27 <sup>th</sup>	Arts, Entertainment and Recreation <sup>4/</sup>	28 <sup>th</sup>
Accommodation and Food Service Activities <sup>5/</sup>	28 <sup>th</sup>	Other Service Activities <sup>4/</sup>	28 <sup>th</sup>

**Notes:**

<sup>1/</sup> Fishing was combined in this sector

<sup>2/</sup> Newly created sectors

<sup>3/</sup> Activities separated from 1994 PSIC, Major Division K (Real Estate, renting and business activities)

<sup>4/</sup> Activities separated from 1994 PSIC, Major Division O (Other Community, Social and Personal Service Activities)

<sup>5/</sup> Formerly Hotels and Restaurants in the 1994 PSIC

**Uses of Survey Data**

Data collected from the 2010 ASPBI constitute bases upon which the government and the private sector can formulate policies and evolve economic development plans.

Specifically, the survey results are used in:

- constructing national and regional income accounts of the Philippine economy
- formulating development strategies and monitoring plans/policies in the attainment of national and regional goals
- determining and comparing regional economic structure and performance
- valuating conditions of the economy, employment and income perspective in order to make more informed decisions
- evaluating business options, assessing opportunities for new investments and estimating market shares of industries
- providing updates for the frame of establishments.

## ASPBI Slogan and Logo

*Providing Statistics for a Globally Competitive Economy* is the slogan of the census/survey of establishments since the 2000 Census of Philippine Business and Industry. Along with the slogan is the logo shown below.



The logo, which is a stylistic representation of the Filipino flag, capsulizes the objectives of the 2010 ASPBI.

The golden sun represents the vision of hope which reaches out like the sun's rays for the improvement of the quality of life of all Filipinos; the red chart, the desired trend of the country's economic progress; the white building, the businesses and industries that propel the growth of the economy; while the blue background symbolizes the cooperation between and among the data providers, data producers and data users.

## LEGAL AUTHORITY

The conduct of the 2010 ASPBI was undertaken by authority of the following legislative acts and presidential directives:

- Commonwealth Act No. 591 An Act to Create the Bureau of the Census and Statistics to consolidate statistical activities of the government therein which was approved on August 19, 1940. This empowers the Bureau, among other things, to prepare for and undertake all censuses of population, agriculture, industry and commerce.

### Penalty Clause

Section 3 of the Commonwealth Act No. 591 states that:

"... Any person who fails or refuses to accomplish, mail or deliver such questionnaire or form received by him to the Bureau of the Census and Statistics...or any person who in accomplishing any such questionnaire or form, knowingly gives data or information which shall prove to be materially untrue in any particular, or any person who signs such questionnaire or form after it has been accomplished in the knowledge that it is untrue in any particular shall upon conviction, be punished ..."

### Confidentiality of Information

Section 4 of the Commonwealth Act No. 591 states that:

"Data furnished the Bureau of the Census and Statistics by an individual, corporation, partnership, institution or business enterprise shall not be used as evidence in any court or in any public office either as evidence for or against the individual, corporation, association, partnership, institution or business enterprise from whom such data emanates; nor shall such data or information be divulged to any person except authorized employees of the Bureau of the Census and Statistics, acting in the performance of their duties; nor shall data be published except in the form of summaries or statistical tables in which no reference to an individual, corporation, association, partnership, institution, or



business enterprise shall appear. Any person violating the provisions of this section shall, upon conviction, be punished by a fine of not more than six hundred pesos or by imprisonment for not more than six months, or by both.”

- Presidential Decree No. 418 dated March 20, 1974 reconstituted the Bureau of the Census and Statistics as a new agency to be known as the National Census and Statistics Office (NCSO), under the administrative supervision of the National Economic Development Authority (NEDA).
- Executive Order No. 121 Reorganization Act of the Philippine Statistical System, dated August 4, 1987 renamed the National Census and Statistics Office (NCSO) to National Statistics Office which shall be the major statistical agency responsible for generating general purpose statistics and undertaking such censuses and surveys.
- Executive Order 352 Designation of Statistical Activities that will generate critical data for decision-making by the Government and the Private Sector, dated July 1, 1996.
- Executive Order 5 **Strengthening** the National Statistics Office, dated July 29, 1998.

## SCOPE AND COVERAGE

The 2010 ASPBI is a nationwide undertaking confined to the formal sector of the economy and as such excludes the informal sector. The following comprise the formal sector:

1. Corporations and partnerships
2. Cooperatives and foundations
3. Single proprietorship with employment of 10 or more
4. Single proprietorship with branches

Starting with the 2006 Census of Philippine Business and Industry and thereafter, all establishment censuses and surveys conducted by NSO cover only the formal sector. The decision to include only the formal sector was based on the contribution of this group to the value added of the major sectors. In particular, the 2003 and 2005 ASPBI results showed that the contribution of the formal sector was at least 50 percent of value added. In 11 of the 14 sectors, value added of the formal sector ranged from 80 to 100 percent of the total.

Another consideration was the quality of the survey frame. The survey frame was extracted from the List of Establishments (LE). The series of updating operations since 1999 focused more on the updating of the formal sector. Budgetary constraint was the reason why coverage was limited to these economic units.

The absence of a clear delineation between household operated activities and businesses was one of the problems encountered in the creation of the frame. Limiting the coverage of the survey to the formal sector clearly defines the units in the survey frame.

Thus, the 2010 ASPBI covered only the following economic units:

- All establishments with total employment (TE) of 10 and over, and

- All establishments with TE of less than 10, except those establishments with Legal Organization = 1 (single proprietorship) and Economic Organization = 1 (single establishment), that are engaged in economic activities classified according to the 2009 Philippine Standard Industrial Classification (PSIC).

Listed below are the economic activities within the scope of the 2010 ASPBI.

TABLE 2 Scope of the 2010 ASPBI

Industry Code	Economic Activity	Industry Code	Economic Activity
A	Agriculture, Forestry and Fishing	J	Information and Communication
B	Mining and Quarrying	K	Financial and Insurance Activities
C	Manufacturing	L	Real Estate Activities
D	Electricity, Gas, Steam, and Air Conditioning Supply	M	Professional, Scientific and Technical Activities
E	Water Supply; Sewerage, Waste Management and Remediation Activities	N	Administrative and Support Service Activities
F	Construction	P	Education
G	Wholesale and Retail Trade; Repair of Motor Vehicles and Motorcycles	Q	Human Health and Social Work Activities
H	Transportation and Storage	R	Arts, Entertainment, and Recreation
I	Accommodation and Food Service Activities	S	Other Service Activities

## UNIT OF ENUMERATION

The unit of enumeration in the 2010 ASPBI was the establishment. An establishment is defined in the United Nations International Recommendations on Industrial Statistics as:

*“an economic unit under a single ownership or control, i.e., under a single legal entity, engaged in one or predominantly one kind of economic activity at a single fixed location.”*

In actual practice, however, there were difficulties in applying the ideal definition so the establishment is defined in operational terms to take into account the organization and record keeping practices of certain sectors by making the single location and activity criteria more flexible. Thus, the operational definition of an establishment is as follows:

*“the unit that is engaged in the production of the most homogenous group of goods and services, usually at one location, but sometimes over a wider area, for which separate records are available that can provide data concerning the production of these goods and services and the materials, labor and physical resources used in the production.”*

The above definition is applicable to the following: Construction; Transportation and Storage; Telecommunications activities; Other monetary intermediation; Activities of holding companies; Investment company operation; Investment house operation; Securities dealership, own account; Credit card activities; Venture capital corporation operation; Life insurance; Non-life insurance; Reinsurance for Life and Non-life insurance; Pension funding; Activities auxiliary to insurance and pension funding; Fund management activities; Real estate buying, selling, renting, leasing and operating of self-owned/ leased apartment building, non-residential and dwellings; Real estate buying, developing, subdividing and selling; Cemetery and columbarium development , selling, renting, leasing and operation of self-owned cemetery/columbarium (including burial crypt); Investigation and security activities; Travel agency and tour operators; Other reservation service and related activities; Electric cooperatives; and Water district cooperatives. It is then necessary to use the *kind-of-activity unit* for these sectors. A kind-of-activity unit differs from the establishment as there is no restriction with respect to the geographical areas in which a given kind of activity is carried on by a single legal entity.

## **SURVEY DESIGN**

### **Classification of Establishments**

An establishment is categorized by its economic organization, legal organization, industrial classification, employment size, and geographic location.

Economic Organization (EO). This relates to the organizational structure or role of the establishment in the organization. The following are the types of EO:

- *Single establishment* (EO=1) is an establishment which has neither branch nor main office.
- *Branch only* (EO=2) is an establishment which has a separate main office located elsewhere.
- *Establishment and main office* (EO=3), both located in the same address and with branch/es elsewhere.
- *Main office only* (EO=4) is the unit which controls, supervises and directs one or more establishments of an enterprise.
- *Ancillary unit other than Main Office* (EO=5) is the unit that operates primarily or exclusively for a related establishment or group of related establishments or its parent establishment and provides goods or services that support but do not become part of the output of those establishments.

Legal Organization (LO). This provides the legal basis for ownership of the establishment. The following are the types of LO:

- *Single Proprietorship* (LO=1) is a business establishment organized, owned and managed by one person, who alone assumes the risk of the business enterprise.
- *Partnership* (LO=2) is an association of two or more individuals for the conduct of a business enterprise based upon an agreement or contract between or among them to contribute money, property or industry into a common fund with the intention of dividing profits among themselves.
- *Government Corporation* (LO=3) is a corporation organized for private aim, benefit or purpose with the government as the majority stockholder, regardless of whether they are stock or non-stock corporations.
- *Stock Corporation* (LO=4) is an ordinary business corporation organized by private persons, created and operated for the purpose of making a profit which may be distributed in the form of dividends to stockholders on the basis of their invested capital.
- *Non-Stock Corporation* (LO=5) is a business corporation who does not issue stock to its members and are created not to profit but for the public good and welfare. Of this character are most of the religious, social, literary, scientific, civic and political organizations and societies.
- *Cooperative* (LO=6) is an organization composed primarily of small producers and/or consumers who voluntarily join together to form a business enterprise, which they themselves own, control and patronize.
- *Others* (LO=7) are organizations not classified in any of the above classification like private associations, foundations, non-government organizations, etc.

Industrial Classification. The industrial classification of an economic unit was determined by the activity from which it derives its major income or revenue. The 2009 PSIC was utilized to classify economic units according to their economic activities. It was approved for adoption by government agencies and instrumentalities through NSCB Resolution No.2 Series 2010 signed on February 10, 2010. It was used for the first time for the ASPBI. The 2009 PSIC is aligned with the International Standard Industrial Classification of all Economic Activities (ISIC) Revision 4, as officially released by the United Nations Statistics Division on August 11, 2008 for adoption by countries in their revised national classifications by 2010. The 2009 PSIC took into account the significant changes on the relative importance of various economic activities in the country that have taken place since 2002. It is linked with the ASEAN Common Industrial Classification (ACIC) as approved by the AHSOM (ASEAN Heads of Statistical Offices) in November 2006.

The 2009 PSIC consists of alpha character and five numeric digits. The alpha character, which represents the sector or section, is denoted by the characters A to U. The first two numeric digits represent the division; the first three numeric digits, the group; the first four digits, the class; and the five digits, the sub-class.

Establishment Size. The size of an establishment was determined by its total employment. The following were the employment size classifications used in the survey:

TABLE 3 Employment Size and Code

TE Code	Total Employment	TE Code	Total Employment
0	1 – 4	5	100 – 199
1	5 – 9	6	200 – 499
2	10 – 19	7	500 – 999
3	20 – 49	8	1000 – 1999
4	50 – 99	9	2000 and over

Geographic Classification. Establishments were also classified by geographic area using the Philippine Standard Geographic Classification (PSGC). The PSGC is a systematic classification and coding of geographic areas in the country. It contains the latest updates on the official number of regions, provinces, cities, municipalities, and barangays in the Philippines.

For the 2010 ASPBI, the PSGC as of December 31, 2010 was adopted. It consists of the 17 administrative regions as approved under Executive Order No. 36 dated 19 September 2001 (*Providing for the Reorganization of the Administrative Regions in Mindanao....*) and Executive Order No. 103 dated 17 May 2002 (*Dividing Region IV into Region IV-A and Region IV-B, transferring the province of Aurora to Region III*).

### Frame of Establishments

The frame for the 2010 ASPBI was extracted from the 2010 List of Establishments (LE). This frame was used to draw the sample establishments for the survey.

The 2010 LE was the combined result of the following:

- Mail inquiries of “no matched” establishments from Top 15,000 Corporations, 2009 edition
- PEZA list as of February 28, 2010
- Clark Subic Marketing Directory
- Board of Investments list of registered projects from 2000-2009
- SEC partial list of partnerships from 2003-2008
- NSO's 2009 Traders list of importers and exporters
- Jollibee Group of Companies
- Various websites

The 2009 ASPBI, 2009 Survey of Information and Communication Technology (SICT), 2009 Survey of Tourism Establishments in the Philippines (STEP) and other regular surveys conducted by the Industry and Trade Statistics Department (ITSD) provided updates on characteristics and status of sample establishment and business births.

An estimate from the 2010 LE showed that there were about 778,000 establishments in operation in the country in 2010. Distribution of these establishments reveals that about 610,000 establishments (78.0%) were classified as the informal sector and the remaining 168,000

establishments were considered as the formal sector. A total of 150,000 (89%) establishments classified in the formal sector were within the coverage of the 2010 ASPBI and thus, comprised the frame of the survey.

## SAMPLING DESIGN

The 2010 ASPBI used stratified systematic sampling with 5-digit PSIC serving as industry strata and employment size as the second stratification variable.

### Sampling Units

Generally, the sampling units for the sections, except Construction, and Transportation and Storage, were single establishment (EO = 1), branch only (EO=2), and establishment and main office (EO=3). For Construction, Transportation and Storage, and selected industry group/class/sub-class, the sampling units were single establishment (EO = 1), establishment and main office (EO=3), and main office only (EO=4). The branches of these establishments do not strictly meet the criteria for defining an establishment as these are classified as kind-of-activity units.

For Government-Owned-and-Controlled Corporations (GOCCs), the sampling units were those with EO=1, 3 and 4. Presented in Table 4 are the sampling units by industry.

TABLE 4 Sampling Units by Industry

Industry Code	Industry Description	EO
A	Agriculture, Forestry and Fishing	1, 2, 3
B	Mining and Quarrying	1, 2, 3
C	Manufacturing	1, 2, 3
D	Electricity, Gas, Steam and Air Conditioning, except D35100 Electric Cooperatives with LO=6	1, 2, 3
D35100	Electric power generation, transmission and distribution ( Electric Cooperatives with LO=6)	1, 3, 4
E	Water Supply; Sewerage, Waste Management and Remediation Activities, except E36000 (Water District with LO=6)	1, 2, 3
E36000	Water collection, Treatment and Supply (Water District with LO=6)	1, 3, 4
F	Construction	1, 3, 4
G	Wholesale and Retail Trade; Repair of Motor Vehicles and Motorcycles	1, 2, 3
H	Transportation and Storage	1, 3, 4
I	Accommodation and Food Service Activities	1, 2, 3
J	Information and Communication except Telecommunications Activities (J61)	1, 2, 3
J61	Telecommunications activities	1, 3, 4

Industry Code	Industry Description	EO
K	Financial and Insurance Activities, except K6419, K64921, K64301, K64302, K64303, K64200, K64924, K651, K652, K662	1, 2, 3
K6419	Other monetary intermediation	1, 3, 4
K64921	Credit card activities	1, 3, 4
K64301	Investment company operation	1, 3, 4
K64302	Investment house operation	1, 3, 4
K64303	Securities dealership, own account	1, 3, 4
K64200	Financial holding company activities	1, 3, 4
K64924	Venture capital corporation	1, 3, 4
K651	Life and non-life insurance companies	1, 3, 4
K652	Life and non-life reinsurance companies	1, 3, 4
K662	Pre-need plan activities; insurance agents and brokers; Insurance activities, n.e.c.	1, 3, 4
L	Real estate activities, except L68110, L68120, L68130	1, 2, 3
L68110	Real estate buying, selling, renting, leasing and operating of self owned/leased apartment building, non-residential and dwellings	1, 3, 4
L68120	Real estate buying, developing, subdividing and selling	1, 3, 4
L68130	Cemetery and columbarium development, selling, renting, leasing and operation of self-owned cemetery/columbarium	1, 3, 4
M	Professional, Scientific and Technical Activities	1, 2, 3
N	Administrative and Support Service Activities, except N80, N791, N799	1, 2, 3
N80	Security and investigation activities	1, 3, 4
N791	Travel agency and tour operators	1, 3, 4
N799	Other reservation service and related activities	1, 3, 4
P	Education	1, 2, 3
Q	Human Health and Social Work Activities	1, 2, 3
R	Arts, Entertainment and Recreation	1, 2, 3
S	Other Service Activities	1, 2, 3

### Sampling Domain

For establishments with TE of 20 and over, the domains were the region and industry, with employment size as the stratification variable. For establishments with TE of less than 20, the whole country and industry were the domains with employment size as the stratification variable.

### Geographic Domain

For establishments with TE of less than 20, the geographic domain was the whole country. For those with TE of 20 and over, the geographic domains were the 17 administrative regions of the country. Hence, the samples of the 2010 ASPBI with TE of 20 and over can provide estimates up to the regional level while those with TE of less than 20 at the national level.

Table 5 lists the geographic domains (regions) and the provinces comprising the region.

TABLE 5 Geographic Domains and Its Composition

Region	Province
National Capital Region (NCR)	City of Manila, Quezon City Mandaluyong City, Marikina City Pasig City, San Juan City, Caloocan City Malabon City, Navotas City Valenzuela City, Makati City, Pateros Taguig City, Parañaque City Las Piñas City, Muntinlupa City, Pasay City
Cordillera Administrative Region (CAR)	Abra, Apayao, Benguet, Ifugao, Kalinga Mountain Province
Region I – Ilocos Region	Ilocos Norte, Ilocos Sur, La Union, Pangasinan
Region II – Cagayan Valley	Batanes, Cagayan, Isabela, Nueva Vizcaya Quirino
Region III – Central Luzon	Aurora, Bataan, Bulacan, Nueva Ecija Pampanga, Tarlac, Zambales
Region IV-A – CALABARZON	Cavite, Laguna, Batangas, Rizal, Quezon
Region IV-B – MIMAROPA	Occidental Mindoro, Oriental Mindoro Marinduque, Romblon, Palawan
Region V – Bicol Region	Albay, Camarines Norte, Camarines Sur Catanduanes, Masbate, Sorsogon
Region VI – Western Visayas	Aklan, Antique, Capiz, Guimaras, Iloilo Negros Occidental
Region VII – Central Visayas	Bohol, Cebu, Negros Oriental, Siquijor
Region VIII – Eastern Visayas	Biliran, Leyte, Southern Leyte, Eastern Samar Northern Samar, Western Samar
Region IX – Zamboanga Peninsula	Zamboanga del Norte, Zamboanga del Sur Zamboanga Sibugay, Isabela City



TABLE 5 --- *Concluded*

Region	Province
Region X – Northern Mindanao	Bukidnon, Camiguin, Lanao del Norte Misamis Occidental, Misamis Oriental
Region XI – Davao Region	Compostela Valley, Davao del Norte Davao del Sur, Davao Oriental
Region XII – SOCCSKSARGEN	North Cotabato, Sarangani, South Cotabato Sultan Kudarat, Cotabato City
Autonomous Region in Muslim Mindanao (ARMM)	Lanao del Sur, Maguindanao (excluding Cotabato City), Sulu, Tawi-Tawi Basilan (excluding Isabela City)
Caraga	Agusan del Sur, Agusan del Norte, Dinagat Island, Surigao del Sur, Surigao del Norte

### Industry Domain

The 2010 ASPBI used the 5-digit level of the 2009 PSIC as its industry domains. This was done to enable also the production of data from the amended 1994 PSIC to the 2009 PSIC with emphasis on the sub-classes that were split into two or more ISIC codes; and to provide data for Information and Communications Technology (ICT) and other emerging industries.

There were 1,228 industry sub-classes (5-digit PSIC) which constituted the industry domains for both establishments with TE of 20 and over and TE of less than 20. Table 6 presents the distribution of the number of industry domains by section of the 2009 PSIC.

TABLE 6 Number of Industry Domains by Section

Section	Number of Industry Domains
A	157
B	32
C	476
D	3
E	8
F	15
G	178
H	54

TABLE 6 --- *Concluded*

Section	Number of Industry Domains
I	20
J	39
K	44
L	6
M	38
N	74
P	13
Q	25
R	18
S	28
<b>Total</b>	<b>1,228</b>

### Employment Stratum

For the 2010 ASPBI, the TE sizes were either combined or taken as a group to comprise an employment stratum and were limited to only five strata for all sections. The basic consideration for grouping was the concentration of establishments in the TE sizes.

Within the industry domains for each section, the establishments were grouped according to the following employment stratum:

TABLE 7 Employment Stratum

Employment Stratum	
TE 1 - 9	(size 0 & 1)
TE 10 - 19	(size 2)
TE 20 - 49	(size 3)
TE 50 - 99	(size 4)
TE 100 & over	(size 5 to 9)

### **Sample Size**

The sample size of the 2010 ASPBI was maintained at the same level as that of 2009 ASPBI for manageability. This was necessary to provide for data at the aligned amended 1994 PSIC with the 2009 PSIC. The timeliness of retrieval of the questionnaires and release of final results were also primary considerations why the number of samples should still be kept to a minimum. Given the importance of the results of the ASPBI to the Philippine System of National Accounts (PSNA), the sample size has to be at a manageable level without compromising the reliability

and accuracy of the survey returns. The shorter processing time before the release of results and scarce manpower and financial resources were also considered. Other considerations include: the acceptable sampling error and the level of disaggregation of the estimates with due concern for confidentiality and shorter processing time.

In general, the TE 100 and over was a *certainty stratum* for all sectors. The employment strata TE of 20 and over, whose establishments are considered as 'large' units comprised the *certainty strata* for selected industries in sectors Manufacturing (PSIC C); and Wholesale and Retail Trade, Repair of Motor Vehicles and Motorcycles (PSIC G).

*A **certainty stratum** is defined as the employment stratum whose sampling ratio is 100 percent. In this stratum, all establishments are taken as certainty samples, i.e. the selection probability is 1 and the sampling weight is 1. On the other hand, a **non-certainty** stratum is the employment stratum where only sample establishments are taken.*

For all sectors except B and D, those identified as the Information and Communication Technology (ICT) core industries, the employment strata in TE of less than 20 were considered as non-certainty strata.

The following sectors were, however, taken on a 100 percent basis regardless of employment stratum because of the relatively small number of their population.

- Mining and Quarrying (B)
- Electricity, Gas , Steam and Air Conditioning Supply (D)

#### Sample Size for TE of Less Than 20

The sample size for establishments with TE of less than 20 was determined by applying the specified sampling rates for each employment stratum (that is, separately for strata TE 1-9 and TE 10 -19) of the industry domain (5-digit PSIC) at the national level. The total sample size for establishments with TE of less than 20 was 15,228 establishments.

#### Sample Size for TE of 20 and Over

The sample size for establishments with TE of 20 and over was obtained by applying the specific sampling rates for the  $i^{th}$  employment stratum in the  $h^{th}$  industry stratum at the national level and then allocated to geographic domain (region). The aggregate sample size for TE of 20 and over in all sectors was 14,070 establishments.

Thus, the total number of samples for the 2010 ASPBI was 29,298 establishments. Table 8 shows the distribution of samples by section and by employment size.

TABLE 8 Number of Samples by Section and by Employment Size

Section	Industry Description	Number of Samples		
		Total	Less than 20	20 and over
<b>Total</b>		<b>29,298</b>	<b>15,228</b>	<b>14,070</b>
A	Agriculture, Forestry and Fishing	811	221	590
B	Mining and Quarrying	162	79	83
C	Manufacturing	5,774	1,957	3,817
D	Electricity, Gas, Steam and Air Conditioning Supply	251	46	205
E	Water Supply; Sewerage, Waste Management and Remediation Activities	238	72	166
F	Construction	624	124	500
G	Wholesale and Retail Trade; Repair of Motor Vehicles and Motorcycles	8,159	5405	2754
H	Transportation and Storage	922	352	570
I	Accommodation and Food Service Activities	1,904	972	932
J	Information and Communication	2,082	1,437	645
K	Financial and Insurance Activities	1,427	910	517
L	Real Estate Activities	444	280	164
M	Professional, Scientific and Technical Activities	977	659	318
N	Administrative and Support Service Activities	1,597	618	979
P	Education	1,835	749	1,086
Q	Human Health and Social Work Activities	835	378	457
R	Arts, Entertainment and Recreation	384	227	157
S	Other Service Activities	872	742	130

### Sample Allocation

#### Sample Allocation for TE of Less Than 20 (Strata TE 1-9 and TE 10-19)

No allocation was done in these strata, as the sample sizes were determined at the 5-digit PSIC (industry domain) and national level.

Minimum sample size was set to 3 establishments and maximum of 100 establishments per cell (industry domain and employment stratum). However, when the total number of establishments (*N*) in the cell was equal to or less than the set minimum sample size, all establishments in that cell were taken as samples.

### Sample Allocation for TE of 20 and Over (Strata TE 20-49 and TE 50-99)

Proportional allocation was used in allocating the number of samples in the sampling strata of TE 20-49 and TE 50-99 of the industry domain and employment stratum at the regional level. Basis of allocation was the number of establishments ( $N$ ) in the region by industry domain and by employment stratum.

Minimum sample size was also set to 3 establishments and maximum of 10 establishments per cell (industry domain, employment stratum and region). However, when the total number of establishments ( $N$ ) in the cell was equal to or less than the set minimum sample size, all establishments in that cell were taken as samples.

The number of samples for each employment stratum of the industry domain at the national level was allocated by region. The formula used was,

$$n_{hij} = \frac{N_{hij}}{N_{hi}} \times n_{hi}$$

where:

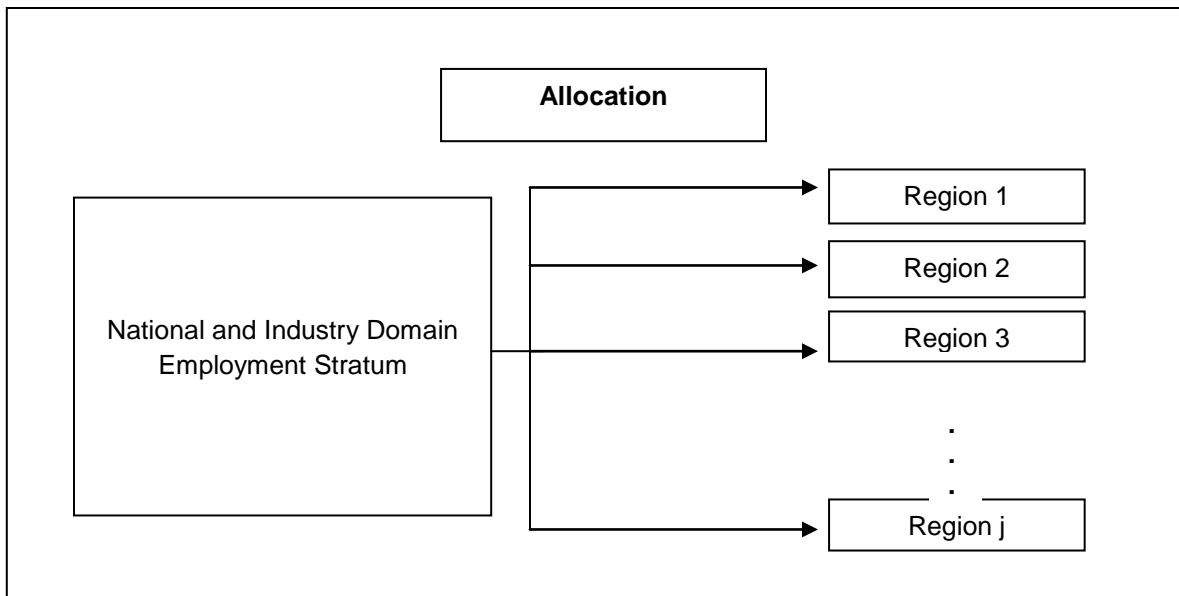
$N_{hij}$  = total number of establishments in the  $j^{th}$  region of the  $i^{th}$  employment stratum in the  $h^{th}$  industry domain

$N_{hi}$  = total number of establishments in the  $i^{th}$  employment stratum of the  $h^{th}$  industry domain

$n_{hij}$  = number of sample establishments in the  $j^{th}$  region of the  $i^{th}$  employment stratum in the  $h^{th}$  industry domain

$n_{hi}$  = number of sample establishments in the  $i^{th}$  employment stratum of the  $h^{th}$  industry domain

**FIGURE 1 Sample Allocation Diagram for TE of 20 and Over  
(Strata TE 20-49 and TE 50-99)**



## Sample Selection

For all sectors, sample establishments in the sampling strata of TE of less than 20 were selected using systematic sampling by industry domain and employment stratum. For each industry domain and employment stratum, the establishments were sorted by region, province from highest total employment to lowest total employment, business name, and Establishment Control Number (ECN).

For each of the sampling strata of TE of 20 and over, that is TE 20-49 and TE 50-99, sample establishments were selected using systematic sampling within the region. For each region in the employment stratum and industry domain, the establishments were sorted by province from highest total employment to lowest total employment, business name and ECN.

Systematic sampling was chosen so that sample employment values are spread out. Resulting from having representative samples for each TE size in the employment stratum. Likewise, this mode of sampling will somehow provide implicit stratification of TE by employment size group, thus avoiding all sample establishments with low TE values or high TE values. A special program designed by the information Resources Department was used to draw the samples.

## Estimation Procedure

### For Establishments with TE of Less Than 20

#### a. Non-certainty Stratum

The estimate of the total of a characteristic ( $\hat{X}_s$ ) for the non-certainty employment stratum TE less than 20 in the  $s^{th}$  industry domain was

$$\hat{X}_s = \sum_{j=1}^{n_s} W_{sj} x_{sj}$$

where:

$s$  denotes the non-certainty employment strata in TE of less than 20

$x_{sj}$  = value of the  $j^{th}$  establishment in the non-certainty employment stratum in TE of less than 20 in the  $s^{th}$  industry domain

$j = 1, 2, 3, \dots, n_s$  establishments

$W_{sj}$  = weight of the  $j^{th}$  establishment in the non-certainty employment stratum in TE of less than 20 in the  $s^{th}$  industry domain

$$W_{sj} = N_s / n_s$$

$N_s$  = total number of establishments in the non-certainty employment stratum in TE of less than 20 in the  $s^{th}$  industry domain

$n_s$  = number of sample establishments in the non-certainty employment stratum in TE of less than 20 in the  $s^{th}$  industry domain

b. Certainty Stratum

The estimate of the total of a characteristic ( $\hat{X}_c$ ) for the certainty employment stratum in the  $c^{th}$  industry domain was

$$\hat{X}_c = \sum_{j=1}^{m_c} x_{cj}$$

where:

- $c$  denotes the certainty employment strata in TE of less than 20 in the  $c^{th}$  industry domain
- $x_{cj}$  = value of the  $j^{th}$  establishment in the certainty employment strata in TE of less than 20 in the  $c^{th}$  industry domain
- $j$  = 1, 2, 3, ...,  $m_c$  establishments
- $m_c$  = number of establishments in the certainty employment strata in TE of less than 20 in the  $c^{th}$  industry domain

c. Total Estimate for TE of Less Than 20

For all sections except B and C, national level estimates of the total of a characteristic ( $X_d$ ) for the industry domain was obtained by aggregating the estimates for all employment strata (non-certainty and certainty) in the same industry domain,

$$X_d = \sum \hat{X}_s + \sum \hat{X}_c$$

where  $d$  denotes the industry domain.

For Establishments with TE of 20 and Over

a. Non-Certainty Stratum (strata of TE 20 to 49 and TE 50 to 99 for Section D, G, H, K, M and N)

The estimate of the total of a characteristic ( $\hat{X}_{sp}$ ) for the non-certainty employment strata in TE of 20 and over for selected industry domain in each region was

$$\hat{X}_{sp} = \sum_{j=1}^{n_{sp}} W_{spj} x_{spj}$$

where:

- $s$  denotes the non-certainty employment strata in TE of 20 and over
- $p$  = 1, 2, ..., 17 regions (geographic domains)
- $x_{spj}$  = value of the  $j^{th}$  establishment in the non-certainty employment strata in TE of 20 and over for an industry domain in each region
- $j$  = 1, 2, 3, ...,  $n_{sp}$  establishments
- $W_{spj}$  = weight of the  $j^{th}$  establishment in the non-certainty employment strata in TE of 20 and over for an industry domain in each region

$$W_{spj} = N_{sp} / n_{sp}$$

$N_{sp}$  = total number of establishments in the non-certainty employment strata in TE of 20 and over for an industry domain in each region

$n_{sp}$  = number of sample establishments in the non-certainty employment strata in TE of 20 and over for an industry domain in each region

b. Certainty Stratum

The estimate of the total of a characteristic ( $\hat{X}_{cp}$ ) for the certainty employment stratum in TE of 20 and over in an industry domain in each region was

$$\hat{X}_{cp} = \sum_{j=1}^{m_{cp}} x_{cpj}$$

where:

$c$  denotes the certainty employment strata in TE of 20 and over

$p$  = 1, 2,..., 17 regions (geographic domains)

$x_{cpj}$  = value of the  $j^{th}$  establishment in the certainty employment strata in TE of 20 and over in an industry domain within each region

$j$  = 1, 2, 3,  $m_{cp}$  establishments

$m_{cp}$  = number of establishments in the certainty employment strata in TE of 20 and over in an industry domain within each region

c. Total Estimate for TE of 20 and Over

The estimate of the total of a characteristic ( $X_{dp}$ ) for the industry domain in each region (geographic domain) was obtained by aggregating the estimates for all employment strata (non-certainty and certainty) in the same industry domain,

$$X_{dp} = \sum \hat{X}_{sp} + \sum \hat{X}_{cp}$$

where  $dp$  denotes the industry domains in each region.

National level estimates of the characteristics by industry domain were obtained by aggregating separately the estimates ( $X_{dp}$ ) for the particular industry domain from all the regions.

Weight Adjustment Factor for Non-Response

To account for non-response in the non-certainty strata, the adjustment factor ( $n/n'$ ) was multiplied with the sampling weight ( $W$ ) of each of the sampling unit. The sampling weight, defined as  $N/n$ , was recomputed as

$$W' = \frac{N}{n} \times \frac{n}{n'} = \frac{N}{n'} \quad \text{General Formula}$$



Thus, the adjusted weight ( $W'_{sj}$ ) for employment stratum in TE 1-9 or TE 10-19 was

$$W'_{sj} = \frac{N_s}{n_s} \times \frac{n_s}{n'_s} = \frac{N_s}{n'_s}$$

where:

$N_s$  = total number of establishments in the employment stratum in TE 1-9 or TE 10-19 in the  $s^{th}$  industry domain

$n'_s$  = number of responding establishments in the employment stratum in TE 1-9 or TE 10-19 in the  $s^{th}$  industry domain

For the non-certainty employment stratum for the selected industry domain with TE 20-99, the adjusted weight ( $W'_{spj}$ ) was

$$W'_{spj} = \frac{N_{sp}}{n_{sp}} \times \frac{n_{sp}}{n'_{sp}} = \frac{N_{sp}}{n'_{sp}}$$

where:

$N_{sp}$  = total number of establishments in the non-certainty employment stratum with TE 20-99 for the selected industry domain within each geographic domain (region)

$n'_{sp}$  = number of responding establishments in the non-certainty employment stratum with TE 20-99 for the selected industry domain within each geographic domain (region)

## Questionnaire Design

### Survey Questionnaires

The 2010 ASPBI utilized five types of questionnaires, each with corresponding NSCB approval number and an expiration date of March 31, 2012. These questionnaires were designed after taking into consideration the requirements of the main users. Table 9 lists the questionnaire type, spot color and NSCB Approval number specific for the sectors.

TABLE 9 Types of Questionnaires

Questionnaire Type	Sector	Spot Color	NSCB Approval No.
ASPBI Form 1	Agriculture, Forestry and Fishing	Green	NSO-1102-01
ASPBI Form 2	Mining and Quarrying; Manufacturing; Electricity, Gas, Steam and Air-conditioning Supply; and Water Supply; Sewerage, Waste Management and Remediation Activities	Yellow	NSO-1102-02
ASPBI Form 3	Construction	Orange	NSO-1102-03
ASPBI Form 4	Wholesale and Retail Trade; Repair of Motor Vehicles and Motorcycles	Red	NSO-1102-04
ASPBI Form 5	Business and Services (for Sectors H, I, J, K, L, M, N, P, Q, R, and S)	Blue	NSO-1102-05

## Data Items

Listed in Table 10 are the data items found in the 2010 ASPBI questionnaires.

TABLE 10 List of Data Items

Item No.	Description
(Cover Page)	Name and Address of the Establishment and Its Reporting Unit
	Control Panel for Establishment Characteristics (For NSO Use Only)
1	Business and Registered Name in 2010, Company Website and Tax Identification Number (TIN)
2	Economic Activity or Business in 2010
3	Year Started Operation
4	Legal Organization in 2010
5	Economic Organization in 2010
	Name and Address of Main Office and Contact Person in Main Office
6	Capital Participation as of 31 December 2010
7	Number of Paid Employees as of 15 November 2010
8	Number of Unpaid Workers as of 15 November 2010
9	Total Employment as of 15 November 2010
10	Number of Production/Construction Workers as of 15 November 2010 (only in ASPBI Form 2 and ASPBI Form 3)
11	Total Hours Worked by Production/Construction Workers in 2010 (only in ASPBI Form 2 and ASPBI Form 3)
12	Gross Salaries and Wages Paid in 2010
13	Total Employer's Contributions to SSS/GSIS, etc. paid in 2010
14	Total Revenue in 2010
15	Subsidies Received in 2010
16	Total Cost Incurred in 2010
17	Capital Expenditures and Sale of Tangible Fixed Assets, including Losses and Damages in 2010
18	Capital Expenditures for All Tangible Fixed Assets by Mode of Acquisition in 2010
19	Capital Expenditures for Intangible Assets in 2010
20	Book Value of Tangible Fixed Assets as of 31 December 2010
21	Book Value of Intangible Assets as of 31 December 2010
22	Average Capacity Utilization Rate in 2010 (only in ASPBI Form 2)
23	Inventories in 2010
24	Branches, Divisions, Plants Owned and Controlled (for Main Office)

*Continued*

TABLE 10 --- *Concluded*

Item No.	Description
25	Remarks
	Certification
	Contact Person
	<i>Processing Information (For NSO Use Only)</i>

### Reference Period

All information collected in the 2010 ASPBI refers to calendar year 2010 except for employment data, which is as of November 15, 2010.

### SURVEY OPERATIONS

The 2010 ASPBI consisted of the following major phases of survey operation: preparatory activities; training; field operations; data processing; tabulation and data dissemination; and evaluation and documentation.

#### Preparatory Activities

NSO officials, subject-matter statisticians and selected Information and Resources Department (IRD) staff undertook the planning activities for the 2010 ASPBI with the organization of the Steering Committee, Technical Committee and Working Groups under Special Order No. 2011-7 dated January 5, 2011. Activities undertaken during this phase included the updating of the frame, questionnaire design and content, publicity campaign, clearance process, budget preparation, manual preparation, training plans, sample design and selection, preparation of edit specifications, preparation of tabulation formats and specifications, computer systems design and program development, recruitment of statistical researchers, printing of survey forms and manuals, preparation for shipment of survey materials, and other related activities.

#### Publicity

Publicity campaign was done to inform and educate the general public of the basic information and importance of the 2010 ASPBI and its rider surveys. It aimed to solicit support from government and non-government agencies, business organizations, and target respondents in the early submission of reports. Display of 2010 ASPBI streamers and posters were done in the central office and in the field offices.

## Training

Training for the field operations and processing was done in two phases, as follows: (1) Field Operations, and (2) Training for Data Processing.

### Phase I - Training for Field Operations

Training for Field Operations and Field Editing was done in three levels, as follows:

- Task Force training. The first level training was conducted on March 7 to March 9, 2011 in Tagaytay City. Field operation procedures, technical and administrative aspects of the survey were discussed extensively in this training. It was attended by Industry and Trade Statistics Department (ITSD) Statisticians and selected IRD staff who then served as trainers for the 2<sup>nd</sup> and 3<sup>rd</sup> level trainings.
- Second level training. The second level training was conducted on March 22 to 23, 2011 in all Regional Offices, except National Capital Region (NCR), with Task Force training participants as trainers. Regional Directors, Provincial Statistics Officers, OICs, Regional Statisticians and Regional Statistical Staff (with at least SG 11) responsible for establishment surveys and Provincial Statisticians or Provincial Statistical Staff (with at least SG 13) participated in this training.
- Third level training. This training was conducted in all provinces and six districts of NCR on March 28 to 29, 2011 with participants in the second level training as trainers. One ITSD staff who attended the Task Force training was assigned to assist the 3<sup>rd</sup> level trainers in selected provinces. Participants to this training were the Provincial Statistical Staff, District Statistics Officers (DSOs), Statistical Coordination Officers (SCOs), and hired Statistical Researchers (SRs). For each NCR district three (3) Task Force Training participants were assigned as trainers

### Phase II - Training for Data Processing

- Training for Manual Processing. The first training was conducted on December 9 and 10, 2011. Editing instructions and folioing were discussed thoroughly in this training. Participants were the ITSD subject-matter staff and hired statistical researcher.
- Training for Machine Processing. Data encoding, verification of error listing, completeness and summary file report were discussed thoroughly in this training. Participants to this training were ITSD subject matter staff and selected ITSRD staff.

A Workshop on Edit, Table and Format Specifications was carried out on March 17 to 19, 2012 in Antipolo City, Rizal. This was participated in by subject-matter specialists and IRD staff who were responsible in preparing standard tabulation formats, and consistency and edit specifications for the five types of questionnaires.

## Field Operations

### Distribution of Questionnaires

Distribution of questionnaires for the 2010 ASPBI, including that of the rider survey, was done by SCOs, Provincial Staff, and hired SRs through personal delivery of the questionnaires to the sample establishments. E-questionnaires (excel format) were also sent to sample establishments with e-mail accounts. This activity was done from April 1-30, 2011.

### Collection of Questionnaires

Collection of accomplished questionnaires commenced 10 days after the distribution. The collection phase was programmed from third week of April to second week of June 2011. For regions with large workload such as NCR and Region IV-A, timetable for collection was until February 2012. Actual collection of accomplished questionnaires was extended up to April 2012 to allow more time for collection of establishments that were considered as industry leaders.

### Supervision

The Regional Directors, Provincial Statistics Officers, and Regional and Provincial Statisticians conducted close supervision of collection and editing of questionnaires to ensure the quality of data and completeness of survey returns.

### Receipt and Control

A Monitoring and Tracking System (MTS) was developed by IRD and adopted by field offices to keep track the distribution, collection, and transmittal of questionnaires and MTS data files. At the same time, a control list of sample establishments was made available where information on the status of the questionnaire was recorded. The MTS facilitated preparation and early submission of progress reports to ITSD since field offices can submit them electronically.

A central office version of the MTS was utilized by ITSD to monitor the distribution, collection and submission of questionnaires and MTS data files from the provincial offices to the Central Office. Consolidated progress reports and status reports were prepared regularly to inform the management and field offices on the progress of the survey operations.

### **Data Processing**

Processing or editing of accomplished questionnaires was done to check for the completeness, validity, consistency, and reasonableness of data. It consisted of two stages: manual editing and machine processing.

### Manual Processing

Manual processing of questionnaires was done in three levels, as follows:

- Field editing of data was done by the field staff, hired SRs and Provincial Staff upon collection of the accomplished questionnaire from the sample establishment. The objective is to check for completeness and consistency of entries in the questionnaire, following the instructions provided in the Field Operations and Processing Manual. Any missing data was corrected at this stage as this can be immediately verified from the respondent.
- Verification of data was done by Provincial Staff upon receipt of the accomplished questionnaires from the field staff and hired SRs to check for the completeness as well as for the consistencies and validity of entries. In some instances, the staff contacted

directly the establishments through phone call or sent email inquiries to verify some inconsistent or missing data.

- Review of accomplished questionnaires to check the consistency and reasonableness of entries and processing of consolidated reports were done by the ITSD subject-matter staff. Consolidated reports of enterprises were disaggregated at the firm level using ratios and proportions of the individual firms to enterprise. Moreover, the review process validated the status of establishments that were non-responding and reported closed, cannot be located, transferred, and out of scope. Telephone inquiry was extensively utilized to verify information from the establishment's contact person. The internet was also used to obtain information on the contact address and to research for information on the status of the establishment.

### Machine processing

Machine processing consisted of data entry, validation of data, encoding of updates, generation and verification of completeness of questionnaires report, summary file report and statistical tables.

A microcomputer-based machine processing and tabulation system for the 2010 ASPBI was developed by the staff of the IRD using MySQL software. The 2010 ASPBI computer system has four modules designed for processing the survey data. These modules are the data entry, validation, export, and tabulation.

Data entry and all other machine processing activities were done by the subject-matter staff.

### Imputation Procedure

Data of non-responding establishments were imputed manually and electronically based on the established imputation methods. Sources of information were from previous reports of the same establishment or from report of other responding establishment with similar characteristics, financial statements filed at Securities and Exchange Commission, and other establishment-based surveys.

Sample establishments that were either out of scope, duplicate or closed belonging in the certainty stratum were not imputed.

### **Tabulation**

Tabulation included generation and evaluation of preliminary and final statistical tables. The statistical tables were evaluated for internal and external consistency of data.

The statistical tables were presented at the national level for all employment sizes and for establishments with TE of less than 20. For establishments with TE of 20 and over, the statistical tables were presented at the national and regional levels for all sections except for section B which is at the national level only. The statistical tables were further disaggregated by industry sub-class (5-digit) and in some cases by industry group (3-digit).

## Statistical Disclosure Control

Section 4 of Commonwealth Act No. 591 requires that the data of individual business firms be kept confidential. To avoid disclosure of information of individual establishment, statistical tables do not provide information for any industry group or sub-class wherein the number of establishments is less than three. Figures relating to such industries were either suppressed or combined with those of other related industries in accordance with the guidelines on statistical disclosure control of data for establishments' survey.

## **Dissemination**

Survey results were disseminated in the form of Special Releases posted on the NSO website, data dissemination seminars, and publication reports.

National data dissemination seminar was conducted on October 4, 2012 at Intercontinental Manila in Makati City to inform the stakeholders on the preliminary results of the survey. This was attended by selected respondents of the survey, representatives from different government agencies, and media organizations.

Regional data disseminations were also conducted from November to February 2013 by NSO Regional Field Offices. Attendees were representatives from both government and non-government organizations and some respondents of the survey who were considered industry leaders in their respective regions. Table 11 shows the list and schedule of the regional data dissemination seminars.

TABLE 11 Schedule of 2010 ASPBI/SICT Regional Data Dissemination Fora

Region	Date	Time	Venue	CO Resource Person
NCR	6-Feb-13	8:30 AM – 12 NN	Century Park Hotel, Malate, Manila	Ms. Estela T. de Guzman, Director, ITSD
CAR	14-Dec-12	8:00 AM – 12 NN	Solibao Restaurant, Heritage Mansion, Baguio City	Ms. Soraya De Guzman, Statistician IV
I - Ilocos Region	21-Nov-12	9:00 AM – 2:00 PM	Sea & Sky Hotel, San Fernando City, La Union	Ms. Josephine S. Albino, Statistician IV
II - Cagayan Valley	21-Nov-12	8:00 AM – 12 NN	Pulsar Hotel, Tuguegarao City	Ms. Blanca Nina A. Yabut, Statistician II
III - Central Luzon	14-Dec-12	8:00 AM – 12 NN	Epatha Social Action Center of Pampanga (SACOP), City of San Fernando, Pampanga	Ms. Mari-belle Dy, Statistician III
IVA - CALABARZON	6-Dec-12	8:30 AM – 12 NN	Montevista Hot spring and Conference Center, Calamba City	Ms. Juanita B. Soriano, Statistician IV
IVB - MIMAROPA	21-Nov-12	1:30 PM – 5:00 PM	Ferraren Hills Resort, Calapan City	Mr. Apolinar F. Oblea, Statistician IV
V - Bicol Region	21-Nov-12	8:30 AM – 3:00 PM	Hotel St. Ellis, Legaspi City	Mr. Glen G. Polo, Statistician II
VI - Western Visayas	12-Dec-12	8:30 AM – 2:00 PM	Iloilo Grand Tower, Iloilo City	Ms. Paula Monina G. Collado Deputy Administrator
VII - Central Visayas	21-Nov-12	9:00 AM – 12 NN	Golden Peak Tower, Cebu City	Mr. Emerson M. Aquino, Statistician III

Region	Date	Time	Venue	CO Resource Person
VIII - Eastern Visayas	21-Nov-12	1:30 PM – 5:00 PM	Alejandro Hotel, Tacloban City	Ms. Ma. Julieta P. Soliven, Statistician IV
IX – Zamboanga Peninsula	21-Nov-12	1:30 PM – 5:00 PM	Garden Orchid Hotel, Zamboanga City	Mr. Jonyper C. Molejon, Statistician II
X - Northern Mindanao	19-Nov-12	1:00 PM – 5:00 PM	Chali Beach Resort, Cagayan De Oro City	Ms. Cherilyn C. Cosico, Statistician II
XI - Davao Region	21-Nov-12	8:00 AM – 12 NN	Grand Regal Hotel, Davao City	Ms. Soraya De Guzman, Statistician IV
XII - SOCCSKSARGEN	17-Dec-12	8:30 AM – 12 NN	Fred Ann's Foodhaus, Koronadal City	Ms. Jean C. Floirendo, Statistician III
XIII - Caraga	18-Dec-12	9:00 AM – 2:30 PM	Almont Hotel's Inland Resort, Butuan City	Ms. Carole A. Blanco, Statistician III
ARMM	21-Nov-12	2:00 PM – 5:00 PM	Estosan Garden Hotel, Cotabato City	Ms. Nenita P. Rebarter, Statistician III

Special Releases for the 18 sections and economy-wide final results were made available to the general public at the NSO website prior to the availability of the publications. Final survey results were printed in 20 volumes as shown in Table 12. About 250 copies shall be printed for each volume of all sections except for Manufacturing and Wholesale and Retail Trade with 400 copies.

TABLE 12 Publication Volumes by Section

Volume Number	Section
I	Agriculture, Forestry and Fishing
II	Mining and Quarrying
III-A	Manufacturing (All Employment Sizes and TE of Less Than 20)
III-B	Manufacturing (TE of 20 and Over)
IV	Electricity, Gas, Steam and Air Conditioning Supply
V	Water Supply; Sewerage, Waste Management and Remediation Activities
VI	Construction
VII	Wholesale and Retail Trade; Repair of Motor Vehicles and Motorcycles
VIII	Transportation and Storage
IX	Accommodation and Food Service Activities
X	Information and Communication
XI	Financial and Insurance Activities
XII	Real Estate Activities
XIII	Professional, Scientific and Technical Activities



Volume Number	Section
XIV	Administrative and Support Service Activities
XV	Education
XVI	Human Health and Social Work Activities
XVII	Arts, Entertainment and Recreation
XVIII	Other Service Activities
XIX	Economy-Wide Results

## Response Rate

The overall response rate at the national level was 95.14 percent. For establishments with total employment of less than 20, the response rate was 95.17 percent while that for establishments with total employment of 20 and over, 95.12 percent.

Response rate included receipts of “good” questionnaires, partially accomplished questionnaires, consolidated reports, reports of closed, cannot be located, moved out or transferred, out of scope, refusals, duplicates and referrals. Table 13 shows the response rate by section and by employment size.

TABLE 13 Response Rates by Section and by Employment Size

Section	Description	Response Rate		
		Total	Less than 20	20 and over
<b>Philippines</b>		95.1	95.2	95.1
A	Agriculture, Forestry and Hunting	97.4	95.5	98.1
B	Mining and Quarrying	93.2	93.7	92.8
C	Manufacturing	95.4	96.1	95.1
D	Electricity, Gas, Steam and Air Conditioning Supply	95.1	90.0	95.8
E	Water Supply, Sewerage, Waste Management and Remediation Activities	98.7	100.0	98.2
F	Construction	95.7	96.8	95.4
G	Wholesale and Retail Trade; Repair of Motor Vehicles and Motorcycles	94.1	93.4	94.5
H	Transportation and Storage	94.5	96.3	93.5
I	Accommodation and Food Service Activities	94.3	94.8	93.9
J	Information and Communication	96.4	96.9	95.4

Section	Description	Response Rate		
		Total	Less than 20	20 and over
K	Financial and Insurance Activities	91.6	91.1	92.4
L	Real Estate Activities	93.0	93.2	92.7
M	Professional, Scientific and Technical Activities	96.0	95.8	96.5
N	Administrative and Support Service Activities	94.5	95.6	93.8
P	Education	98.6	98.1	99.0
Q	Human Health and Social Work Activities	97.1	96.6	97.6
R	Arts, Entertainment and Recreation	97.4	97.8	96.8
S	Other Service Activities	95.9	96.0	95.4

## Concepts and Definitions

**Book value** is the initial value or acquisition cost of tangible fixed assets less accumulated depreciation.

**Capital participation** refers to the claims of individuals against capital/equity by foreign and/or local investors.

**Capital expenditures** refer to the cost of acquisition of tangible fixed assets, intangible assets, and non-produced assets acquired in 2010 whether or not full payments have been made. Assets received from other establishments belonging to the same enterprise are valued as though purchased.

**Cost** refers to all expenses incurred during the year whether paid or payable. Valuation is at purchaser prices including taxes and other charges, net of rebates, returns and allowances. Goods and services received by the establishment from other establishments of the same enterprise are valued as though purchased.

**Depreciation** is the total amount set aside for the year to cover the decreases in value of tangible fixed assets owned by the establishment because of foreseen obsolescence, wear and tear as a result of operation and normal amount of accidental damage.

**Economic activity** is the establishment's source of income. If the establishment is engaged in several activities, its main economic activity is that which earns the biggest income or revenue.

**Gross addition to tangible fixed assets** is equal to capital expenditures less sale of fixed assets, including land.

**Inventories** refer to the stock of goods owned by and under the control of the establishment as of a fixed date, regardless of where the stocks are located. Valuation should be at current replacement cost in purchaser (market) prices. Replacement cost is the cost of an item in terms of its present price rather than its original cost.

*Change in inventories* is equivalent to the value of inventories at the end of the year less the value of inventories at the beginning of the year.

**Losses and damages** refer to the decrease in the book value of tangible fixed assets due to theft, major catastrophe, and other accidental destructions.

**Major alterations and improvements** are done to increase the performance or capacity of existing tangible fixed assets or to significantly extend their previous expected service lives.

**New tangible fixed assets** refer to brand new fixed assets acquired during the year, including directly or newly imported tangible fixed assets.

**Revenue** includes cash received and receivables for goods/products and by-products sold and services rendered. Valuation is at producer prices (ex-establishment), net of discounts, and allowances, including duties and taxes but excluding subsidies.

**Salaries and wages** are payments in cash or in kind to all employees, prior to deductions for employee's contributions to SSS/GSIS, withholding tax, etc. Included are total basic pay, overtime pay, and other benefits.

*Other benefits* include vacation, sick and maternity leave pay, bonuses, cost of living allowances, food, uniforms, housing, commissions paid for salaried employees, commutable transportation and representation allowances, and share of catch/harvest given to employees as salaries and wages. Excluded are costs of working clothes, reimbursable transportation and representation allowances, and separation, retirement, terminal pay, gratuities, etc.

*Overtime pay* is payment given for extra hours worked.

**Sale of tangible fixed assets** refer to the actual amount received/realized (**not** book value) from the sale of tangible fixed assets during the year including the value of tangible fixed assets transferred to other establishments of the same enterprise.

**Social contributions** refer to payments made by the employer on behalf of the employees. Examples are SSS, GSIS, Employees Compensation Commission (ECC), Phil health and PAG-IBIG.

**Subsidies** refer to special grants received from the government in the form of financial assistance or tax exemption or tax privilege given by the government to aid and develop an industry.

**Tangible fixed assets** are physical assets expected to have productive lives of more than one year and intended for use and/or being used by the establishment. Included are land, buildings, other structures and land improvements, transport equipments, machinery and other equipments, furniture, fixtures, and other fixed assets.

**Tangible fixed assets produced on own account** refer to the physical assets produced by the establishment for its own use. It is valued as the cost of all work put in place, including overhead.

**Taxes on products and production** refer to all taxes, other than income tax, incidental to the production or sale of goods and services that are chargeable as expenses including business license, BIR stamps, real estate tax and other local taxes.

**Total employment** is the number of persons who worked in for the establishment as of November 15, 2010.

*Paid employees* are all persons working in the establishment and receiving pay, as well as those working away from the establishment paid by and under the control of the establishment. Included are all employees on sick leave, paid vacation or holiday. Excluded are consultants, home workers, receiving pure commissions only, and workers on indefinite leave.

*Unpaid workers* are persons working for at least one third of the working time normal to the establishment and do not receive regular pay.

*Working owners* are owners who are actively engaged in the management but do not receive regular pay, i.e. not included in the payrolls. Managers and directors of corporations working for pay are reported as managers.

**Used tangible fixed assets** refer to those that have been used previously within the country.

**Value added** is gross output less intermediate cost. Gross output for other service activities is the sum of the total revenue (less interest income, rent income from land, dividend income, royalty income and franchise income), capital expenditures of fixed assets produced on own account and change in inventories. Intermediate input is equal to the sum of the following cost items: materials and supplies purchased; fuels, lubricants, oils and greases purchased; electricity and water purchased; cost of industrial services done by others; cost of non-industrial services done by others; goods purchased for resale; research and experimental development expense; environmental protection expense; royalty fee; and franchise fee and other cost.

## Kinds of Establishments

<i>Agriculture Establishment</i>	Farms, plantation, hacienda, ranch, or company engaged in the production of agricultural crops, livestock, poultry and other animals including animal products; firm providing agricultural, animal husbandry and horticultural services.
<i>Forestry Establishment</i>	Company engaged in logging operations; planting, replanting and conservation of forest; hunting, trapping and game propagation.
<i>Fishing Establishment</i>	Firm or company engaged in ocean, coastal and inland fishing; operation of fish farms, fishponds, fish pen; pearl farms and other fishing activities.
<i>Mining Establishment</i>	Mining camp engaged in the exploration, extraction, dressing and beneficiating of minerals such as coal and ores, crude petroleum and natural gas.
<i>Quarrying Establishments</i>	Firm or company engaged in the extraction from the earth of building and monumental stone, clay, sand and gravel; guano gathering and salt evaporation.
<i>Manufacturing Establishment</i>	Shop, factory, bakery, millwork, distillery, refinery, cannery, abattoir, brewery, foundry, tannery or plant engaged in manufacturing processing, fabricating of finishing products, mechanically or manually, including the assembly of the component parts of manufactured products and the substantial alteration, reconstruction and repair of special types of goods.
<i>Electricity Establishment</i>	Plant engaged in the generation, transmission, and/or distribution of electric energy for sale to users, or one, which produces electricity for its parent enterprise.
<i>Water Supply</i>	Water system/waterworks engaged in the collection, purification and

<i>Establishment</i>	distribution of water to users.
<i>Construction Establishment</i>	General contractor engaged in the construction, repair or demolition of buildings, highways, airports and other structures; land leveling; earth moving and land reclamation; specialty contractor engaged in specialized trade or craft like electrical installation, plumbing, painting, air conditioning, well drilling, installation of doors and windows and other work on component parts of the structure.
<i>Wholesale Trade and Commission Trade Establishment</i>	Store, shop, office, bazaar, arcade or emporium engaged in the (a) resale (sale without transformation) of new and used goods (in bulk) to retailers, industrial/commercial/institutional/ professional users, or to other wholesalers and (b) trading on behalf and on the account of others.
<i>Retail Trade Establishment</i>	Department store, hypermart, convenience store, variety store, shop, mart, bazaar, sari-sari store, pharmacy, supermarket, grocery, arcade or emporium engaged in the resale (sale without transformation) of new and used goods to the general public.
<i>Repair Service Establishment</i>	Shop specializing in the repair of consumer goods like footwear, luggage, handbags and gloves and other leather goods; electrical appliances, and equipment as television and radio receivers, refrigerators, washing machines, ironers, vacuum cleaners, toasters, motor vehicles including motorcycles; watch, clock and jewelry; bicycles; typewriters, cameras, binoculars, musical instruments, umbrellas, etc.
<i>Food and Drinks Service Establishment</i>	Restaurant, bar, lounge, salon, parlor, kiosk, club, counter, café, canteen engaged in the sale of prepared food and drinks generally for consumption within the premises.
<i>Lodging and Rooming Service Establishment</i>	Hotel, motel, resort, inn, lodge, camp, dormitory or lodging house engaged in the provision of lodging facilities, to the general public on lease, rental or fee basis.
<i>Transport Establishment</i>	Bus line, air line, shipping line, agency, broker or transport operator engaged in providing (a) vehicles for the transport to passenger or freight through regular scheduled operation, charter, rental or fee basis, and (b) services incidental to transport such as maintenance and operation of piers, terminals, depots; pilotage, forwarding packing and crating.
<i>Storage and Warehousing Establishment</i>	Brokerage, agency or office engaged in the operation of storage facilities and warehouse for hire by the general public for storage of such items as farm products, food, furniture, and other household goods, textiles and lumber.
<i>Telecommunication Establishment</i>	Station, office or agency engaged in the transmission of sound, images, data or other information via cables, broadcasting, relay, or satellite.
<i>Financial Establishment</i>	Bank, savings and loan association, credit institution, pawnshop, financial institution, trust company, investment company, pawn broker, or institution engaged in accepting of deposits, granting loans and the investment of money; dealer, broker or office engaged in investment research and counseling, check cashing, stock quotation, foreign exchange dealing and other financial services.
<i>Insurance, Pre-Need</i>	Life insurance companies; non-life insurance for fire, marine, accident,

<i>Plan Companies and Pension Funding Establishment</i>	health, title, financial obligation, casualty, fidelity and surety; agents and brokers servicing insurance carriers, consultant for policyholders; fund managers.
<i>Real Estate Establishment</i>	Realtor, developer, agency, broker, lessor or companies engaged in the operating, developing, subdividing, buying and selling of real estate including cemetery lots and columbarium.
<i>Business Service Establishment</i>	Office, agency or firm engaged in (a) rental and leasing of machinery and equipment, audio-video machines, tapes and records, sports and recreational equipment; (b) computer-related activities; (c) legal, accounting, bookkeeping, research and development, advertising and other technical services; (d) cleaning of offices, shops, and factories; (e) photographic activities; (f) basic and general research in the biological, physical and social sciences; (g) transcription activities (medical, legal); and (h) call centers.
<i>Sanitary Establishment</i>	Company engaged in the collection and disposal of garbage, sewage and human waste.
<i>Social Service Establishment</i>	School, college, university or seminary offering educational services; a clinic, hospital, sanitarium, nursing home or a similar institution offering medical, dental and other health and veterinary services; a home orphanage, society, center or agency engaged in providing social welfare services.
<i>Recreational and Cultural Service Establishment</i>	Motion picture producer, booking agency, movie house, theater, radio and television station and studio, stage and opera company, band, orchestra, ticket agency, library, museum, dance hall, bowling alley, park, beach, swimming pool, sports club, gallery, skating rink race track or golf course engaged in providing entertainment, amusement and recreational services.
<i>Personal Service Establishment</i>	A laundry shop, barber shop, massage clinic, beauty parlor, funeral parlor, fortune telling shop and such engaged in rendering various specialized service to the general public.

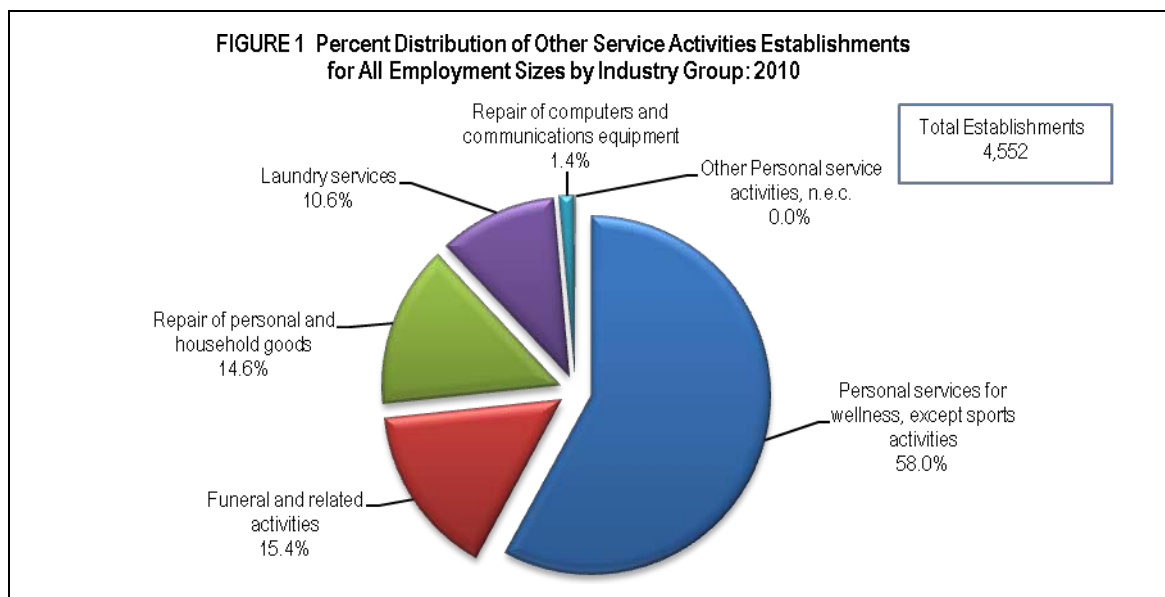
## **Symbols and Abbreviations Used in Statistical Tables**

s	suppressed data to avoid disclosure of individual establishment's data
)	combined data of two or more industries or regions
-	zero
n.e.c	not elsewhere classified

## Brief Analysis

### Number of Establishments

From the final results of the 2010 Annual Survey of Philippine Business and Industry, the Philippines had a total of 4,552 establishments engaged in Other service activities. A total of 4,272 establishments or 93.8 percent had a total employment (TE) of less than 20 while 280 or 6.2 percent had TE of 20 and over. As shown in Table 1, personal services for wellness, except sports activities topped the section with 2,641 establishments or 58.0 percent. This was followed by funeral and related activities with 700 establishments (15.4%). Figure 1 shows the percent distribution of establishments by industry group in 2010.

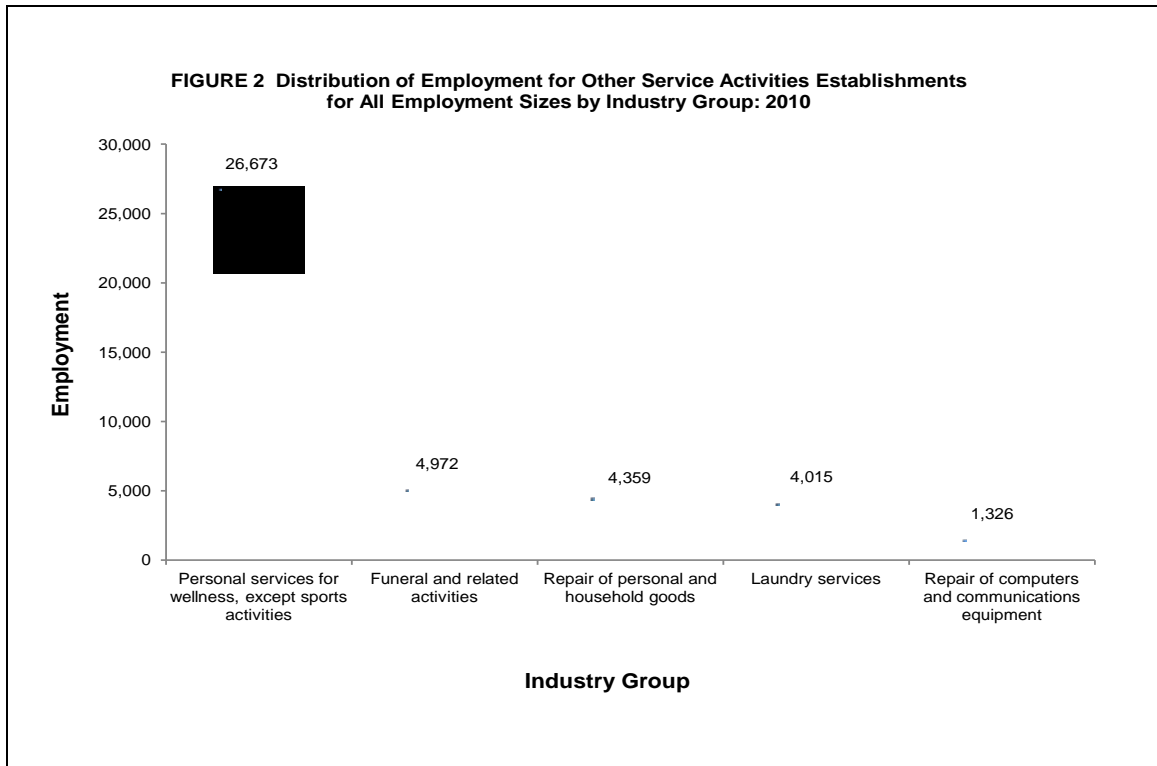


On the regional level for establishments with TE 20 and over, National Capital Region (NCR) had the most number of establishments with 197 (70.4%). CALABARZON placed second with 31 establishments (11.1%) while Central Visayas (Region VII) followed with 18 establishments (6.4%).

### Employment

Employment for the section reached a total of 41,345 in 2010. Almost all or 95.7 percent were paid employees (39,580).

Among industries, personal services for wellness, except sports activities industry had the highest number of employees with 26,673 (64.5%). The funeral and related activities industry ranked second with 4,972 or 12.0 percent and repair of personal and household goods industry was third with 4,359 or 10.5 percent. Distribution of employment by industry group for the section is shown in Figure 2.



Region wise with TE 20 and over, NCR was the top employer among regions with 8,303 employees (71.5%). CALABARZON followed with 1,339 (11.5%) employees.

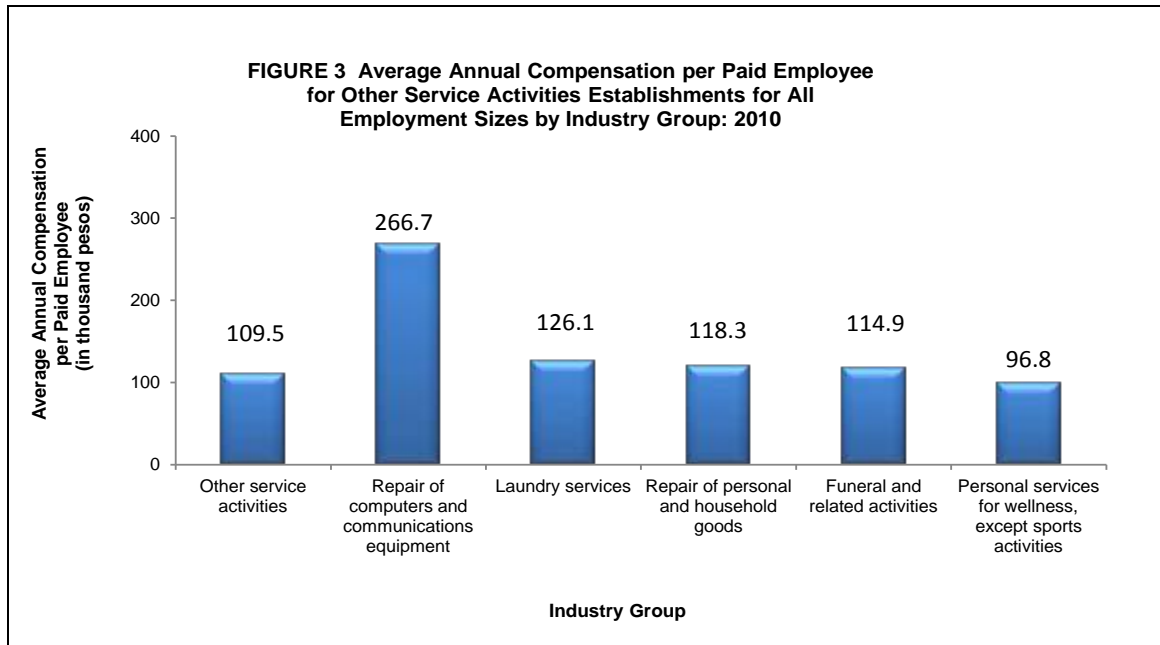
### **Compensation**

The total compensation paid by Other Service Activities section amounted to PHP4.3 billion, an equivalent of PHP109,522 average annual compensation per paid employee.

By industry group, PHP2.5 billion (57.8%) of the total compensation of the section was paid by personal services for wellness, except sports activities industry. Repair of personal and household goods industry came in second with PHP500.6 million (11.5%) and funeral and related activities industry placed third with PHP490.8 million (11.3%).

On the regional level with TE 20 and over, shows that labor payments in NCR amounted to PHP1.3 billion or 70.4 percent of total compensation paid nationwide. Central Visayas, which expended around PHP266.1 million (14.9%), came next.





Repair of computers and communications equipment employees were the highest earners in 2010 with an average annual compensation of PHP266.7 thousand per paid employee followed by employees of laundry services with PHP126.1 thousand.

## Revenue

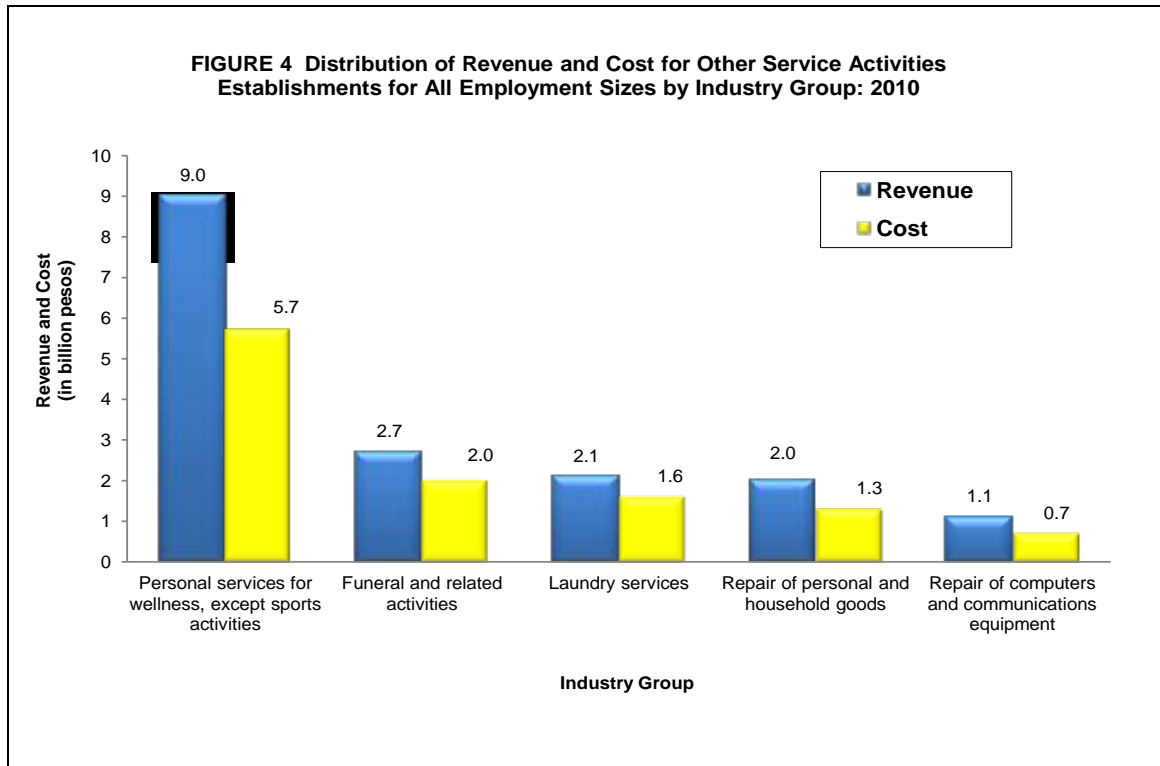
Gross revenue earned in 2010 by Other Service Activities establishments reached PHP16.9 billion. The personal services for wellness, except sports activities industry was the top contributor with revenue of PHP9.0 billion or 53.1 percent of the total. Earning the second place was the funeral and related activities industry with PHP2.7 billion (16.0%).

With respect to regions with TE 20 and over, NCR produced the highest revenue amounting to PHP5.1 billion or 73.0 percent.

## Cost

Cost for operating the sector summed up to PHP11.3 billion. Personal services for wellness, except sports activities incurred the highest cost with PHP5.7 billion (50.5%) followed by funeral and related activities with PHP2.0 billion (17.9%).

By region with TE 20 and over, NCR spent the largest as it incurred PHP3.4 billion (73.0%) cost for operating the industry. Central Visayas followed with PHP626.8 million (13.6%).



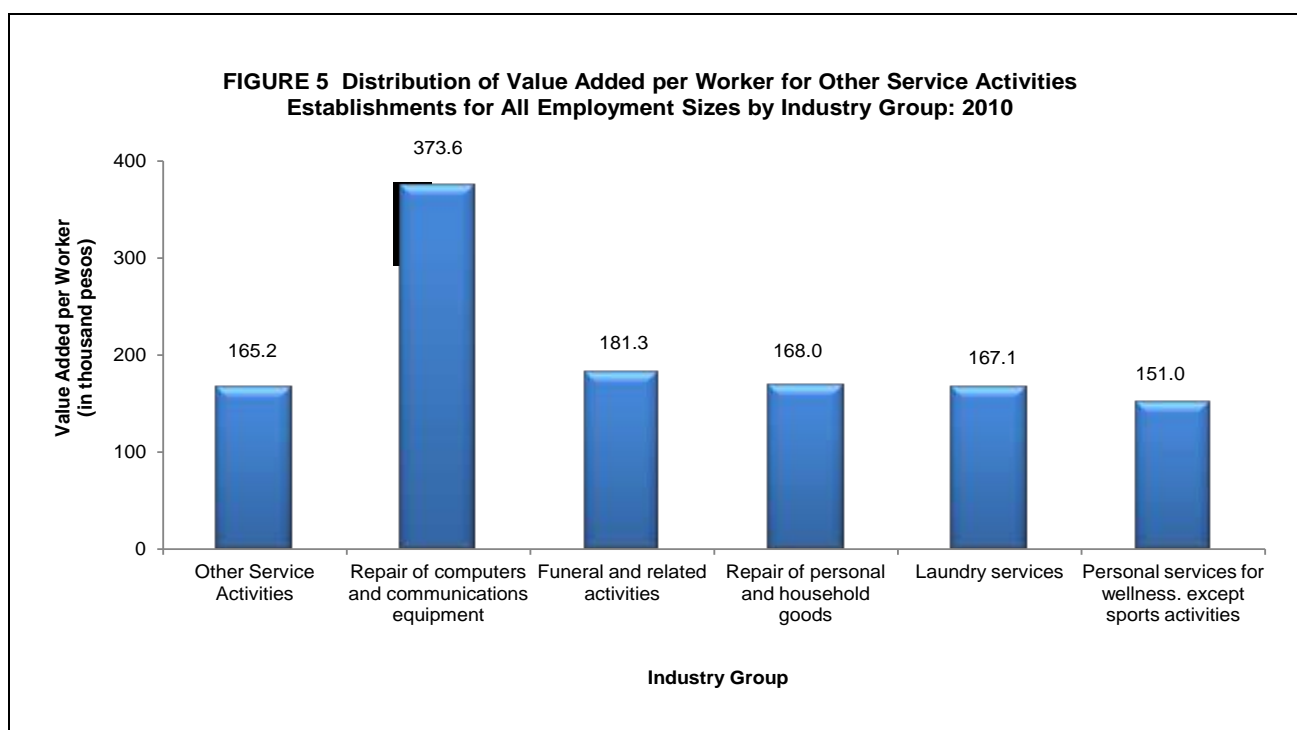
Revenue-cost ratio, the revenue generated per PHP1 cost, amounted to 1.5. Among industries, repair of computers and communications equipment and personal services for wellness, except sports activities both with 1.6 while repair of personal and household goods amounted to 1.5.

### **Value Added**

Value added was estimated at PHP6.8 billion. Personal services for wellness, except sports activities contributed PHP4.0 billion or 59.0 percent of the total value added for the section.

### **Labor Productivity**

Value added per worker, a measure of labor productivity, was valued at PHP165.2 million. Among industries, repair of computers and communications equipment industry had the highest average of PHP373.6 thousand followed by other personal service activities, n.e.c. with PHP207.5 thousand.



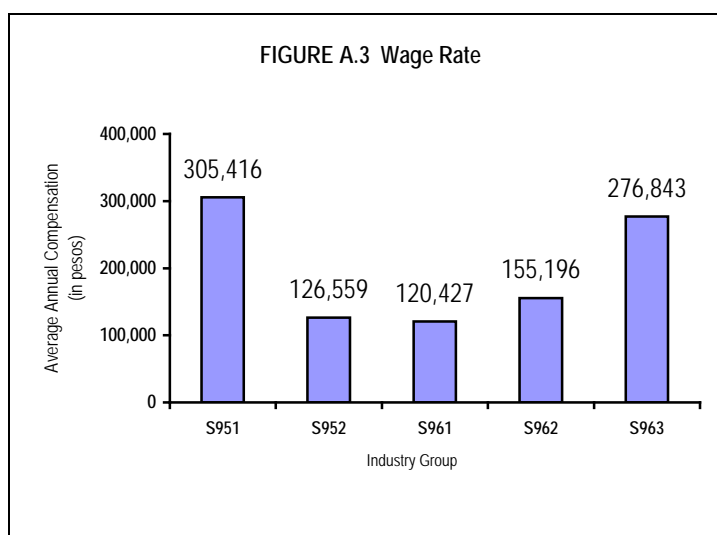
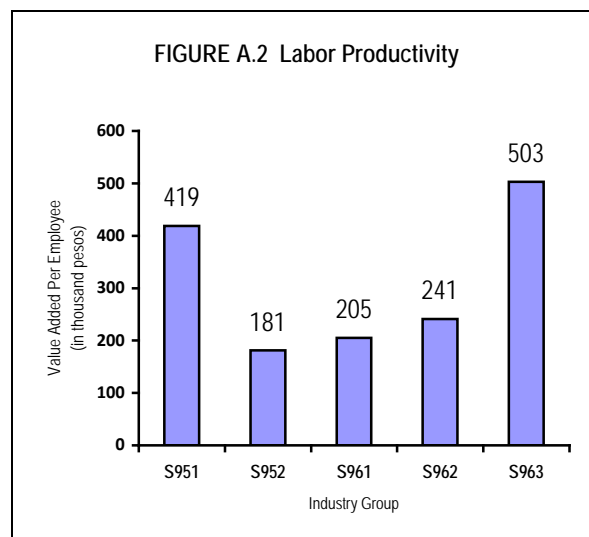
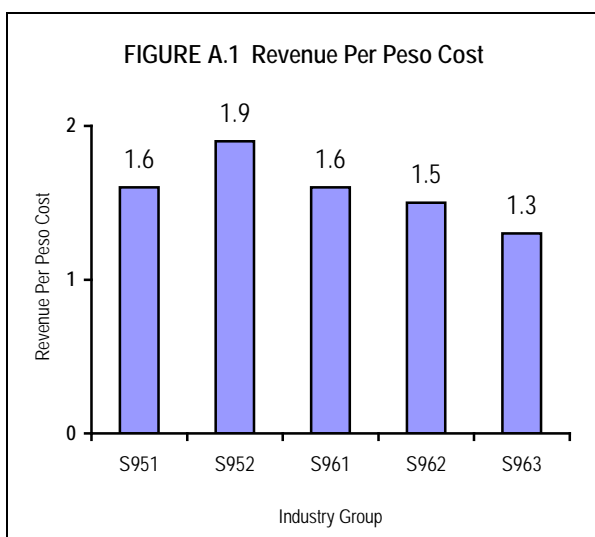
### **Gross additions to Tangible Fixed Assets**

Gross additions to fixed assets in 2010 totaled PHP438.5 million with the personal services for wellness, except sports activities recording the highest amount of PHP192.8 million (44.0%).

### **Change in Inventories**

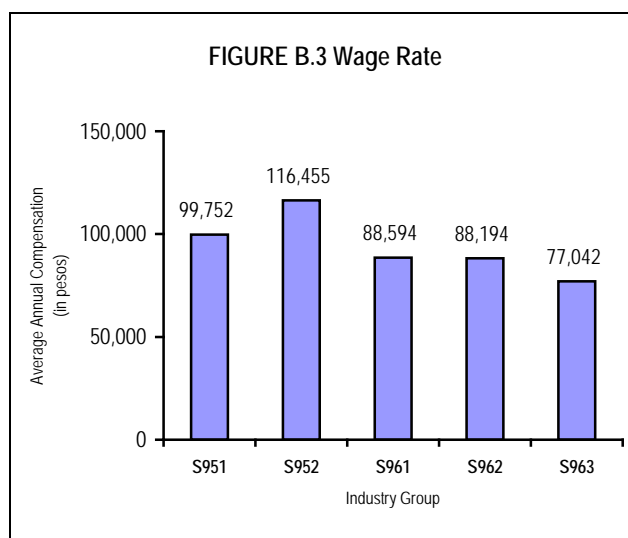
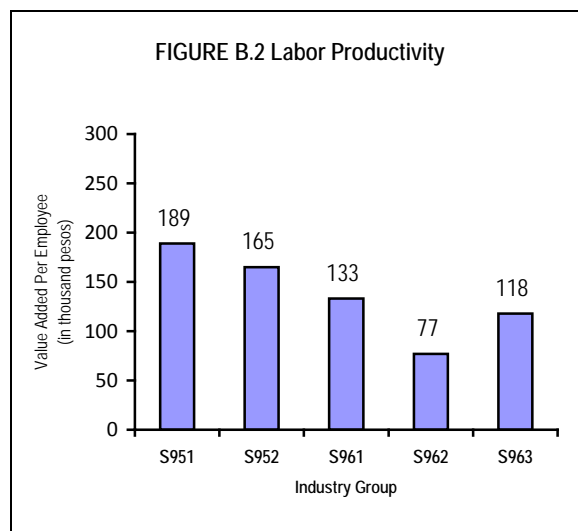
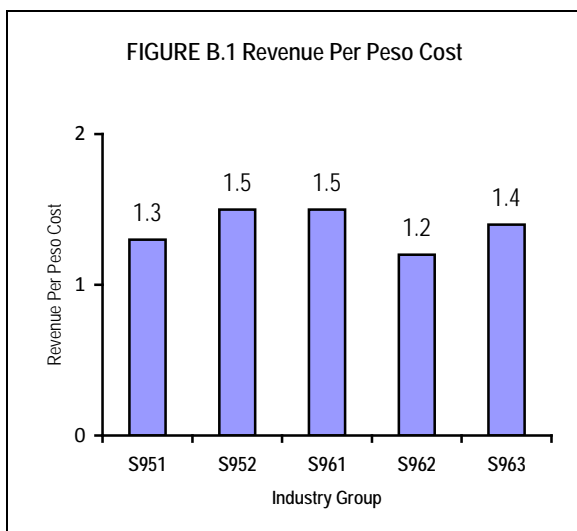
Change in inventories, defined as the value of ending inventory less the beginning, amounted to PHP21.5 million for the section in 2010. Among industries, personal services for wellness, except sports activities industry recorded the highest with PHP60.0 million.

**FIGURE A Productivity Indicators for Other Service Activities Establishment with Total Employment of 20 and Over: 2010**



S951 Repair of computers and communications equipment  
 S952 Repair of personal and household goods  
 S961 Personal services for wellness, except sports activities  
 S962 Laundry services  
 S963 Funeral and related activities

**FIGURE B Productivity Indicators for Other Service Activities Establishments with Total Employment of Less Than 20: 2009**



S951 Repair of computers and communications equipment  
 S952 Repair of personal and household goods  
 S961 Personal services for wellness, except sports activities  
 S962 Laundry services  
 S963 Funeral and related activities

TABLE A Summary Statistics for Other Service Activities Establishments for All Employment Sizes  
by Industry Group: Philippines, 2010

(Value in thousand pesos. Details may not add-up to total due to rounding and/or statistical disclosure control)

1994 PSIC Code	Industry Description	Number of Establishments	Employment as of November 15		Total Compensation	Total Revenue
			Total	Paid Employees		
		(1)	(2)	(3)	(4)	(5)
	<b>OTHER SERVICE ACTIVITIES</b>	<b>4,552</b>	<b>41,345</b>	<b>39,668</b>	<b>4,334,881</b>	<b>16,921,339</b>
S951	Repair of computers and communications equipment	62	1,326	1,307	348,585	1,122,388
S952	Repair of personal and household goods	665	4,359	4,231	500,582	1,966,794
S961	Personal services for wellness, except sports activities	2,641	26,673	25,971	2,504,601	8,986,154
S962	Laundry services	484	4,015	3,888	490,303	2,137,131
S963	Funeral and related activities	700	4,972	4,271	490,809	2,708,871
S969	Other personal service activities, n.e.c.	a/	a/	a/	a/	a/

1994 PSIC Code	Industry Description	Total Cost	Value Added	Gross Additions to Tangible Fixed Assets	Change in Inventories	Subsidies
		(6)	(7)	(8)	(9)	(10)
	<b>OTHER SERVICE ACTIVITIES</b>	<b>11,322,376</b>	<b>6,829,439</b>	<b>438,533</b>	<b>21,537</b>	<b>-</b>
S951	Repair of computers and communications equipment	704,009	495,354	24,431	1,934	-
S952	Repair of personal and household goods	1,311,962	732,446	17,684	(22,867)	-
S961	Personal services for wellness, except sports activities	5,712,677	4,029,167	192,819	59,991	-
S962	Laundry services	1,564,576	670,869	54,752	(1,800)	-
S963	Funeral and related activities	2,029,152	901,605	148,847	(15,720)	-
S969	Other personal service activities, n.e.c.	a/	a/	a/	a/	a/

a/ - Data combined with S961

TABLE B Summary Statistics for Other Service Activities Establishments  
with Total Employment of 20 and Over by Industry Group: Philippines, 2010

(Value in thousand pesos. Details may not add-up to total due to rounding and/or statistical disclosure control)

1994 PSIC Code	Industry Description	Number of Establishments	Employment as of November 15		Total Compensation	Total Revenue
			Total	Paid Employees		
		(1)	(2)	(3)	(4)	(5)
	<b>OTHER SERVICE ACTIVITIES</b>	<b>280</b>	<b>11,620</b>	<b>11,494</b>	<b>1,788,420</b>	<b>6,975,662</b>
S951	Repair of computers and communications equipment	11	1,063	1,061	324,046	963,345
S952	Repair of personal and household goods	20	783	778	98,463	262,985
S961	Personal services for wellness, except sports activities	212	6,759	6,645	800,238	2,885,661
S962	Laundry services	17	2,200	2,200	341,431	1,518,204
S963	Funeral and related activities	20	816	810	224,243	1,345,466

1994 PSIC Code	Industry Description	Total Cost	Value Added	Gross Additions to Tangible Fixed Assets	Change in Inventories	Subsidies
		(6)	(7)	(8)	(9)	(10)
	<b>OTHER SERVICE ACTIVITIES</b>	<b>4,610,985</b>	<b>2,918,487</b>	<b>193,741</b>	<b>18,176</b>	<b>-</b>
S951	Repair of computers and communications equipment	585,821	445,617	21,230	85	-
S952	Repair of personal and household goods	137,347	141,787	242	3,338	-
S961	Personal services for wellness, except sports activities	1,774,363	1,388,329	36,062	23,954	-
S962	Laundry services	1,042,969	532,017	44,261	(6,187)	-
S963	Funeral and related activities	1,070,484	410,740	91,947	(3,013)	-

TABLE C Summary Statistics for Other Service Activities Establishments with Total Employment of Less Than 20 by Industry Group: Philippines, 2009

(Value in thousand pesos. Details may not add-up to total due to rounding and/or statistical disclosure control)

1994 PSIC Code	Industry Description	Number of Establishments	Employment as of November 15		Total Compensation	Total Revenue
			Total	Paid Employees		
		(1)	(2)	(3)	(4)	(5)
	<b>OTHER SERVICE ACTIVITIES</b>	<b>4,272</b>	<b>29,724</b>	<b>28,085</b>	<b>2,546,461</b>	<b>9,945,677</b>
S951	Repair of computers and communications equipment	51	263	246	24,539	159,043
S952	Repair of personal and household goods	645	3,576	3,453	402,119	1,703,808
S961	Personal services for wellness, except sports activities	2,429	19,914	19,238	1,704,363	6,100,494
S962	Laundry services	467	1,815	1,688	148,872	618,927
S963	Funeral and related activities	680	4,157	3,460	266,566	1,363,405
S969	Other personal service activities, n.e.c.	a/	a/	a/	a/	a/

1994 PSIC Code	Industry Description	Total Cost	Value Added	Gross Additions to Tangible Fixed Assets	Change in Inventories	Subsidies
		(6)	(7)	(8)	(9)	(10)
	<b>OTHER SERVICE ACTIVITIES</b>	<b>6,711,391</b>	<b>3,910,950</b>	<b>244,792</b>	<b>3,361</b>	<b>-</b>
S951	Repair of computers and communications equipment	118,188	49,739	3,202	1,850	-
S952	Repair of personal and household goods	1,174,615	590,658	17,441	(26,205)	-
S961	Personal services for wellness, except sports activities	3,938,313	2,640,838	156,757	36,037	-
S962	Laundry services	521,607	138,851	10,492	4,388	-
S963	Funeral and related activities	958,668	490,864	56,900	(12,708)	-
S969	Other personal service activities, n.e.c.	a/	a/	a/	a/	a/

a/ - Data combined with S961



TABLE D Summary Statistics for Other Service Activities Establishments with Total Employment of 20 and Over by Region: Philippines, 2010

(Value in thousand pesos. Details may not add-up to total due to rounding and/or statistical disclosure control)

Region	Number of Establishments	Employment as of November 15		Total Compensation	Total Revenue
		Total	Paid Employees		
	(1)	(2)	(3)	(4)	(5)
<b>PHILIPPINES</b>	<b>280</b>	<b>11,620</b>	<b>11,582</b>	<b>1,788,420</b>	<b>6,975,662</b>
National Capital Region	197	8,303	8,280	1,259,778	5,093,091
Cordillera Administrative Region	-	-	-	-	-
I - Ilocos Region	5	105	105	9,287	48,693
II - Cagayan Valley	-	-	-	-	-
III - Central Luzon	11	224	224	28,031	78,493
IVA - CALABARZON	31	1,339	1,339	175,035	664,707
IVB - MIMAROPA	-	-	-	-	-
V - Bicol Region	S	S	S	S	S
VI - Western Visayas	8	217	212	26,431	87,770
VII - Central Visayas	18	1,156	1,151	266,133	941,715
VIII - Eastern Visayas	S	S	S	S	S
IX - Zamboanga Peninsula	-	-	-	-	-
X - Northern Mindanao	2	43	43	3,256	6,200
XI - Davao Region	5	139	136	13,026	32,199
XII - SOCCSKSARGEN	-	-	-	-	-
XIII - Caraga	S	S	S	S	S
Autonomous Region in Muslim Mindanao	-	-	-	-	-

Region	Total Cost	Value Added	Gross Additions to Tangible Fixed Assets	Change in Inventories	Subsidies
	(6)	(7)	(8)	(9)	(10)
<b>PHILIPPINES</b>	<b>4,610,985</b>	<b>2,918,487</b>	<b>193,741</b>	<b>18,176</b>	<b>-</b>
National Capital Region	3,364,215	2,115,365	161,562	17,468	-
Cordillera Administrative Region	-	-	-	-	-
I - Ilocos Region	39,002	12,150	1,260	1,405	-
II - Cagayan Valley	-	-	-	-	-
III - Central Luzon	49,017	31,984	-	(81)	-
IVA - CALABARZON	453,599	250,419	2,045	2,797	-
IVB - MIMAROPA	-	-	-	-	-
V - Bicol Region	S	S	S	S	S
VI - Western Visayas	49,115	47,926	168	(3,257)	-
VII - Central Visayas	626,829	420,602	23,928	(419)	-
VIII - Eastern Visayas	S	S	S	S	S
IX - Zamboanga Peninsula	-	-	-	-	-
X - Northern Mindanao	2,864	3,436	-	-	-
XI - Davao Region	16,933	21,293	3,878	203	-
XII - SOCCSKSARGEN	-	-	-	-	-
XIII - Caraga	S	S	S	S	S
Autonomous Region in Muslim Mindanao	-	-	-	-	-

TABLE 1 Summary Statistics for Other Service Activities Establishments for All Employment Sizes by Industry Sub-Class: Philippines, 2010

(Value in thousand pesos. Details may not add-up to total due to rounding and/or statistical disclosure control)

2009 PSIC Code	Industry Description	Number of Establishments	Employment as of November 15		Total Compensation	Total Revenue
			Total	Paid Employees		
		(1)	(2)	(3)	(4)	(5)
PHILIPPINES		4,552	41,345	39,668	4,334,881	16,921,339
S95110	Repair of computers and peripheral equipment	31	1,029	1,020	305,262	922,879
S95120	Repair of communications equipment	31	297	287	43,323	199,509
S95210	Repair of consumer electronics	53	343	333	47,683	199,676
S95221	Repair and servicing of household appliances	306	2,731	2,666	334,160	1,131,087
S95222	Repair and servicing of home and garden equipment	10	80	80	5,645	23,080
S95231	Repair of boots and shoes	158	492	492	39,317	182,306
S95241	Repair of wood furniture	S	S	S	S	S
S95290	Repair of personal and household goods, n.e.c.	132	656	610	69,043	414,399
S96101	Spa activities	467	6,395	6,269	514,461	1,796,568
S96103	Slendering and body building activities	198	2,375	2,298	271,752	1,529,095
S96104	Beauty treatment and personal grooming activities	116	1,016	1,016	211,541	738,780
S96105	Beauty parlor activities	1,500	14,625	14,300	1,353,041	4,437,453
S96106	Barber shop activities	353	2,229	2,054	151,477	472,856
S96109	Other personal services for wellness activities, n.e.c.	5	25	25	1,465	9,350
S96210	Washing and dry cleaning of textile and fur products	484	4,015	3,888	490,303	2,137,131
S96300	Funeral and related activities	700	4,972	4,271	490,809	2,708,871
S96909	Miscellaneous service activities, n.e.c.	S	S	S	S	S

2009 PSIC Code	Industry Description	Total Cost	Value Added	Gross Additions to Tangible Fixed Assets	Change in Inventories	Subsidies
		(6)	(7)	(8)	(9)	(10)
PHILIPPINES		11,322,376	6,829,439	438,533	21,537	-
S95110	Repair of computers and peripheral equipment	559,236	431,166	21,505	2,588	-
S95120	Repair of communications equipment	144,773	64,188	2,926	(654)	-
S95210	Repair of consumer electronics	136,280	76,386	1,714	6,324	-
S95221	Repair and servicing of household appliances	719,799	420,435	6,814	(44,909)	-
S95222	Repair and servicing of home and garden equipment	11,569	12,962	-	(285)	-
S95231	Repair of boots and shoes	121,725	81,174	2,377	8,868	-
S95241	Repair of wood furniture	S	S	S	S	S
S95290	Repair of personal and household goods, n.e.c.	314,789	133,895	6,609	9,144	-
S96101	Spa activities	1,248,057	797,186	26,149	19,093	-
S96103	Slendering and body building activities	983,620	742,028	24,965	12,570	-
S96104	Beauty treatment and personal grooming activities	395,617	393,732	61,255	8,859	-
S96105	Beauty parlor activities	2,758,896	1,889,456	55,039	14,827	-
S96106	Barber shop activities	318,040	203,077	25,412	4,652	-
S96109	Other personal services for wellness activities, n.e.c.	7,962	2,025	-	(9)	-
S96210	Washing and dry cleaning of textile and fur products	1,564,576	670,869	54,752	(1,800)	-
S96300	Funeral and related activities	2,029,152	901,605	148,847	(15,720)	-
S96909	Miscellaneous service activities, n.e.c.	S	S	S	S	S

S - Data suppressed

TABLE 2 Number of Establishments and Employment by Type and Sex for Other Service Activities Establishments  
for All Employment Sizes by Industry Sub-Class: Philippines, 2010

(Details may not add-up to total due to rounding and/or statistical disclosure control)

2009 PSIC Code	Industry Description	Number of Establishments	Employment as of November 15					
			Total		Paid		Unpaid	
			Male	Female	Male	Female	Male	Female
		(1)	(2)	(3)	(4)	(5)	(6)	(7)
<b>PHILIPPINES</b>		<b>4,552</b>	<b>18,642</b>	<b>22,703</b>	<b>17,742</b>	<b>21,926</b>	<b>900</b>	<b>777</b>
S95110	Repair of computers and peripheral equipment	31	706	323	701	319	5	4
S95120	Repair of communications equipment	31	156	141	150	137	6	4
S95210	Repair of consumer electronics	53	264	79	256	77	8	2
S95221	Repair and servicing of household appliances	306	2,196	534	2,156	510	40	24
S95222	Repair and servicing of home and garden equipment	10	69	11	69	11	-	-
S95231	Repair of boots and shoes	158	310	182	310	182	-	-
S95241	Repair of wood furniture	S	S	S	S	S	S	S
S95290	Repair of personal and household goods, n.e.c.	132	355	302	324	286	31	16
S96101	Spa activities	467	1,515	4,880	1,478	4,791	37	89
S96103	Slendering and body building activities	198	1,038	1,337	996	1,303	42	34
S96104	Beauty treatment and personal grooming activities	116	58	957	58	957	-	-
S96105	Beauty parlor activities	1,500	4,691	9,933	4,560	9,740	131	193
S96106	Barber shop activities	353	1,539	690	1,419	636	120	54
S96109	Other personal services for wellness activities, n.e.c.	5	2	23	2	23	-	-
S96210	Washing and dry cleaning of textile and fur products	484	1,937	2,077	1,883	2,005	54	72
S96300	Funeral and related activities	700	3,757	1,216	3,338	933	419	283
S96909	Miscellaneous service activities, n.e.c.	S	S	S	S	S	S	S

TABLE 3 Number of Establishments and Compensation of Paid Employees for Other Service Activities Establishments  
for All Employment Sizes by Industry Sub-Class: Philippines, 2010

(Value in thousand pesos. Details may not add-up to total due to rounding and/or statistical disclosure control)

2009 PSIC Code	Industry Description	Number of Establishments	Compensation			
			Total	Gross Salaries and Wages	Separation, Retirement/ Terminal Pay, Gratuities, etc.	Social Contributions Paid by Employers
			(1)	(2)	(3)	(4)
		(1)	(2)	(3)	(4)	(5)
<b>PHILIPPINES</b>		<b>4,552</b>	<b>4,334,881</b>	<b>4,060,868</b>	<b>27,002</b>	<b>#####</b>
S95110	Repair of computers and peripheral equipment	31	305,262	281,498	11,265	12,500
S95120	Repair of communications equipment	31	43,323	40,791	11	2,520
S95210	Repair of consumer electronics	53	47,683	44,765	666	2,252
S95221	Repair and servicing of household appliances	306	334,160	310,077	2,269	21,814
S95222	Repair and servicing of home and garden equipment	10	5,645	5,293	-	352
S95231	Repair of boots and shoes	158	39,317	37,304	112	1,901
S95241	Repair of wood furniture	S	S	S	S	S
S95290	Repair of personal and household goods, n.e.c.	132	69,043	64,393	55	4,596
S96101	Spa activities	467	514,461	484,428	2,301	27,731
S96103	Slendering and body building activities	198	271,752	252,034	1,006	18,712
S96104	Beauty treatment and personal grooming activities	116	211,541	201,497	138	9,906
S96105	Beauty parlor activities	1,500	1,353,041	1,266,616	2,234	84,191
S96106	Barber shop activities	353	151,477	143,876	327	7,275
S96109	Other personal services for wellness activities, n.e.c.	5	1,465	1,372	-	93
S96210	Washing and dry cleaning of textile and fur products	484	490,303	461,793	1,034	27,475
S96300	Funeral and related activities	700	490,809	460,000	5,583	25,227
S96909	Miscellaneous service activities, n.e.c.	S	S	S	S	S

S - Data suppressed

TABLE 4 Number of Establishments and Revenue by Type for Other Service Activities Establishments for All Employment Sizes by Industry Sub-Class: Philippines, 2010

(Value in thousand pesos. Details may not add-up to total due to rounding and/or statistical disclosure control)

2009 PSIC Code	Industry Description	Number of Establishments	Revenue					
			Total	Revenue from Main Activity	Interest Income	Value of Non- Industrial Services Done for Others	Dividend Income	Commissions and Fees Earned
		(1)	(2)	(3)	(4)	(5)	(6)	(7)
PHILIPPINES		4,552	16,921,339	16,589,424	16,481	84,534	148	35,896
S95110	Repair of computers and peripheral equipment	31	922,879	918,531	447	-	1	-
S95120	Repair of communications equipment	31	199,509	193,884	-	3,972	-	-
S95210	Repair of consumer electronics	53	199,676	188,151	385	1,113	-	-
S95221	Repair and servicing of household appliances	306	1,131,087	1,111,108	1,012	40	129	-
S95222	Repair and servicing of home and garden equipment	10	23,080	23,080	-	-	-	-
S95231	Repair of boots and shoes	158	182,306	179,779	-	502	-	-
S95241	Repair of wood furniture	S	S	S	S	S	S	S
S95290	Repair of personal and household goods, n.e.c.	132	414,399	414,399	-	-	-	-
S96101	Spa activities	467	1,796,568	1,732,854	19	59,563	-	813
S96103	Slendering and body building activities	198	1,529,095	1,462,911	48	915	-	-
S96104	Beauty treatment and personal grooming activities	116	738,780	724,118	290	-	3	-
S96105	Beauty parlor activities	1,500	4,437,453	4,400,819	367	-	-	-
S96106	Barber shop activities	353	472,856	472,856	-	-	-	-
S96109	Other personal services for wellness activities, n.e.c.	5	9,350	9,350	-	-	-	-
S96210	Washing and dry cleaning of textile and fur products	484	2,137,131	2,136,323	177	-	-	369
S96300	Funeral and related activities	700	2,708,871	2,602,963	13,735	18,428	15	34,714
S96909	Miscellaneous service activities, n.e.c.	S	S	S	S	S	S	S

2009 PSIC Code	Industry Description	Revenue						
		Delivery Charges Separately Invoiced to Customers	Service Charges	Value of Goods for Resale	Royalty Income	Franchise Income	Foreign Exchange Gains	Other Income
		(8)	(9)	(10)	(11)	(12)	(13)	(14)
PHILIPPINES		-	-	112,572	2,025	-	4,368	75,892
S95110	Repair of computers and peripheral equipment	-	-	-	-	-	3,900	-
S95120	Repair of communications equipment	-	-	1,381	-	-	-	273
S95210	Repair of consumer electronics	-	-	1,895	-	-	-	8,131
S95221	Repair and servicing of household appliances	-	-	12,165	-	-	-	6,632
S95222	Repair and servicing of home and garden equipment	-	-	-	-	-	-	-
S95231	Repair of boots and shoes	-	-	-	2,025	-	-	-
S95241	Repair of wood furniture	S	S	S	S	S	S	S
S95290	Repair of personal and household goods, n.e.c.	-	-	-	-	-	-	-
S96101	Spa activities	-	-	-	-	-	-	3,319
S96103	Slendering and body building activities	-	-	46,047	-	-	-	19,174
S96104	Beauty treatment and personal grooming activities	-	-	13,975	-	-	-	393
S96105	Beauty parlor activities	-	-	35,734	-	-	-	534
S96106	Barber shop activities	-	-	-	-	-	-	-
S96109	Other personal services for wellness activities, n.e.c.	-	-	-	-	-	-	-
S96210	Washing and dry cleaning of textile and fur products	-	-	-	-	-	5	257
S96300	Funeral and related activities	-	-	1,374	-	-	464	37,179
S96909	Miscellaneous service activities, n.e.c.	S	S	S	S	S	S	S

S - Data suppressed

TABLE 4.1 Number of Establishments and Revenue from Main Activity by Type of Transaction for Other Service Activities Establishments for All Employment Sizes by Industry Sub-Class: Philippines, 2010

(Value in thousand pesos. Details may not add-up to total due to rounding and/or statistical disclosure control)

2009 PSIC Code	Industry Description	Number of Establishments	Revenue from Main Activity		
			Total	Transactions Within the Country	Transactions Outside the Country
		(1)	(2)	(3)	(4)
<b>PHILIPPINES</b>		<b>4,552</b>	<b>16,589,424</b>	<b>16,490,946</b>	<b>98,478</b>
S95110	Repair of computers and peripheral equipment	31	918,531	911,465	7,066
S95120	Repair of communications equipment	31	193,884	193,884	-
S95210	Repair of consumer electronics	53	188,151	188,151	-
S95221	Repair and servicing of household appliances	306	1,111,108	1,111,108	-
S95222	Repair and servicing of home and garden equipment	10	23,080	23,080	-
S95231	Repair of boots and shoes	158	179,779	179,779	-
S95241	Repair of wood furniture	S	S	S	S
S95290	Repair of personal and household goods, n.e.c.	132	414,399	414,399	-
S96101	Spa activities	467	1,732,854	1,732,854	-
S96103	Slendering and body building activities	198	1,462,911	1,462,911	-
S96104	Beauty treatment and personal grooming activities	116	724,118	724,118	-
S96105	Beauty parlor activities	1,500	4,400,819	4,400,819	-
S96106	Barber shop activities	353	472,856	472,856	-
S96109	Other personal services for wellness activities, n.e.c.	5	9,350	9,350	-
S96210	Washing and dry cleaning of textile and fur products	484	2,136,323	2,044,911	91,412
S96300	Funeral and related activities	700	2,602,963	2,602,963	-
S96909	Miscellaneous service activities, n.e.c.	S	S	S	S

TABLE 4.2 Number of Establishments and Non-Industrial Services Done for Others by Other Service Activities Establishments for All Employment Sizes by Industry Sub-Class: Philippines, 2010

(Value in thousand pesos. Details may not add-up to total due to rounding and/or statistical disclosure control)

2009 PSIC Code	Industry Description	Number of Establishments	Value of Non-Industrial Services Done for Others				
			Total	Rent Income from Land	Rental Income from Building and Structures	Other Rental Income	Other Non- Industrial Services Done for Others
		(1)	(2)	(3)	(4)	(5)	(6)
<b>PHILIPPINES</b>		<b>4,552</b>	<b>84,534</b>	<b>4,079</b>	<b>73,125</b>	<b>5,131</b>	<b>2,198</b>
S95110	Repair of computers and peripheral equipment	31	-	-	-	-	-
S95120	Repair of communications equipment	31	3,972	-	-	3,972	-
S95210	Repair of consumer electronics	53	1,113	-	-	-	1,113
S95221	Repair and servicing of household appliances	306	40	-	-	-	40
S95222	Repair and servicing of home and garden equipment	10	-	-	-	-	-
S95231	Repair of boots and shoes	158	502	-	502	-	-
S95241	Repair of wood furniture	S	S	S	S	S	S
S95290	Repair of personal and household goods, n.e.c.	132	-	-	-	-	-
S96101	Spa activities	467	59,563	3,086	56,478	-	-
S96103	Slendering and body building activities	198	915	-	-	915	-
S96104	Beauty treatment and personal grooming activities	116	-	-	-	-	-
S96105	Beauty parlor activities	1,500	-	-	-	-	-
S96106	Barber shop activities	353	-	-	-	-	-
S96109	Other personal services for wellness activities, n.e.c.	5	-	-	-	-	-
S96210	Washing and dry cleaning of textile and fur products	484	-	-	-	-	-
S96300	Funeral and related activities	700	18,428	993	16,145	245	1,045
S96909	Miscellaneous service activities, n.e.c.	S	S	S	S	S	S

S - Data suppressed

TABLE 5 Number of Establishments and Cost by Type for Other Service Activities Establishments for All Employment Sizes  
by Industry Sub-Class: Philippines, 2010

(Value in thousand pesos. Details may not add-up to total due to rounding and/or statistical disclosure control)

2009 PSIC Code	Industry Description	Number of Establishments	Cost			
			Total	Materials and Supplies Purchased	Fuels, Lubricants, Oils and Greases Purchased	Electricity and Water Purchased
		(1)	(2)	(3)	(4)	(5)
PHILIPPINES		4,552	11,322,376	4,581,315	255,494	1,036,264
S95110	Repair of computers and peripheral equipment	31	559,236	150,904	5,669	50,442
S95120	Repair of communications equipment	31	144,773	75,548	1,151	6,403
S95210	Repair of consumer electronics	53	136,280	76,111	3,539	7,070
S95221	Repair and servicing of household appliances	306	719,799	392,971	24,470	41,086
S95222	Repair and servicing of home and garden equipment	10	11,569	3,136	880	1,227
S95231	Repair of boots and shoes	158	121,725	46,209	1,598	8,455
S95241	Repair of wood furniture	S	S	S	S	S
S95290	Repair of personal and household goods, n.e.c.	132	314,789	134,714	4,225	15,779
S96101	Spa activities	467	1,248,057	389,116	15,398	159,511
S96103	Slendering and body building activities	198	983,620	163,507	7,949	168,613
S96104	Beauty treatment and personal grooming activities	116	395,617	83,542	1,083	24,079
S96105	Beauty parlor activities	1,500	2,758,896	1,134,909	15,715	217,357
S96106	Barber shop activities	353	318,040	111,073	3,046	22,481
S96109	Other personal services for wellness activities, n.e.c.	5	7,962	899	67	536
S96210	Washing and dry cleaning of textile and fur products	484	1,564,576	718,691	62,750	193,792
S96300	Funeral and related activities	700	2,029,152	1,097,141	107,623	118,891
S96909	Miscellaneous service activities, n.e.c.	S	S	S	S	S

2009 PSIC Code	Industry Description	Cost				
		Industrial Services Done by Others	Non-Industrial Services Done by Others	Interest Expense	Goods Purchased for Resale	Taxes on Product and Production
		(6)	(7)	(8)	(9)	(10)
	PHILIPPINES	250,894	3,740,654	130,980	78,960	301,288
S95110	Repair of computers and peripheral equipment	28,314	253,984	182	-	4,660
S95120	Repair of communications equipment	1,015	43,844	463	1,179	1,915
S95210	Repair of consumer electronics	1,328	39,607	39	603	2,234
S95221	Repair and servicing of household appliances	10,290	176,771	3,619	9,304	20,002
S95222	Repair and servicing of home and garden equipment	150	4,165	513	-	545
S95231	Repair of boots and shoes	1,166	47,772	-	-	6,074
S95241	Repair of wood furniture	S	S	S	S	S
S95290	Repair of personal and household goods, n.e.c.	3,936	124,835	-	-	9,912
S96101	Spa activities	11,558	419,796	75,391	-	37,209
S96103	Slendering and body building activities	42,675	367,305	22,247	33,522	15,047
S96104	Beauty treatment and personal grooming activities	3,706	227,778	74	10,750	8,880
S96105	Beauty parlor activities	18,442	1,123,710	5,740	22,916	80,526
S96106	Barber shop activities	3,968	128,841	3,309	-	11,454
S96109	Other personal services for wellness activities, n.e.c.	82	5,294	-	-	147
S96210	Washing and dry cleaning of textile and fur products	68,305	402,081	3,883	-	23,872
S96300	Funeral and related activities	55,960	371,584	14,958	687	78,500
S96909	Miscellaneous service activities, n.e.c.	S	S	S	S	S

TABLE 5 Number of Establishments and Cost by Type for Other Service Activities Establishments for All Employment Sizes  
by Industry Sub-Class: Philippines, 2010 (Concluded)

(Value in thousand pesos. Details may not add-up to total due to rounding and/or statistical disclosure control)

2009 PSIC Code	Industry Description	Cost			
		Research and Experimental Development	Environmental Protection Expense	Royalty Fee	Franchise Fee
		(11)	(12)	(13)	(14)
PHILIPPINES		9,559	963	24,226	18,955
S95110	Repair of computers and peripheral equipment	-	-	-	-
S95120	Repair of communications equipment	580	258	-	-
S95210	Repair of consumer electronics	-	-	-	-
S95221	Repair and servicing of household appliances	970	65	808	178
S95222	Repair and servicing of home and garden equipment	-	-	-	-
S95231	Repair of boots and shoes	-	-	1,110	317
S95241	Repair of wood furniture	S	S	S	S
S95290	Repair of personal and household goods, n.e.c.	-	-	-	-
S96101	Spa activities	2,103	182	2,733	4,953
S96103	Slendering and body building activities	-	-	9,709	1,521
S96104	Beauty treatment and personal grooming activities	-	-	-	-
S96105	Beauty parlor activities	-	-	6,516	9,837
S96106	Barber shop activities	62	-	2,397	827
S96109	Other personal services for wellness activities, n.e.c.	-	-	-	-
S96210	Washing and dry cleaning of textile and fur products	5,844	-	953	1,323
S96300	Funeral and related activities	-	458	-	-
S96909	Miscellaneous service activities, n.e.c.	S	S	S	S

2009 PSIC Code	Industry Description	Cost			
		Foreign Exchange Losses	Bad and Doubtful Debts	Depreciation of Fixed Assets	Other Cost
		(15)	(16)	(17)	(18)
PHILIPPINES		25,178	72,857	705,735	89,053
S95110	Repair of computers and peripheral equipment	22,224	-	42,217	640
S95120	Repair of communications equipment	664	1,049	6,014	4,690
S95210	Repair of consumer electronics	-	15	4,763	970
S95221	Repair and servicing of household appliances	78	8,387	23,111	7,688
S95222	Repair and servicing of home and garden equipment	-	-	678	275
S95231	Repair of boots and shoes	-	9	7,669	1,348
S95241	Repair of wood furniture	S	S	S	S
S95290	Repair of personal and household goods, n.e.c.	-	-	15,230	6,159
S96101	Spa activities	7	1,729	118,351	10,021
S96103	Slendering and body building activities	543	36,735	109,461	4,788
S96104	Beauty treatment and personal grooming activities	-	72	32,979	2,675
S96105	Beauty parlor activities	1,588	1,075	107,510	13,056
S96106	Barber shop activities	-	-	28,846	1,736
S96109	Other personal services for wellness activities, n.e.c.	-	-	499	438
S96210	Washing and dry cleaning of textile and fur products	-	1,075	71,465	10,541
S96300	Funeral and related activities	73	22,712	136,568	23,996
S96909	Miscellaneous service activities, n.e.c.	S	S	S	S

S - Data suppressed

TABLE 5.1 Number of Establishments and Cost of Industrial Services Done by Others for Other Service Activities Establishments  
for All Employment Sizes by Industry Sub-Class: Philippines, 2010

(Value in thousand pesos. Details may not add-up to total due to rounding and/or statistical disclosure control)

2009 PSIC Code	Industry Description	Number of Establishments	Industrial Services Done by Others		
			Total	Contract and Commission Work	Other Industrial Services
		(1)	(2)	(3)	(4)
PHILIPPINES		4,552	250,894	-	250,894
S95110	Repair of computers and peripheral equipment	31	28,314	-	28,314
S95120	Repair of communications equipment	31	1,015	-	1,015
S95210	Repair of consumer electronics	53	1,328	-	1,328
S95221	Repair and servicing of household appliances	306	10,290	-	10,290
S95222	Repair and servicing of home and garden equipment	10	150	-	150
S95231	Repair of boots and shoes	158	1,166	-	1,166
S95241	Repair of wood furniture	S	S	S	S
S95290	Repair of personal and household goods, n.e.c.	132	3,936	-	3,936
S96101	Spa activities	467	11,558	-	11,558
S96103	Slendering and body building activities	198	42,675	-	42,675
S96104	Beauty treatment and personal grooming activities	116	3,706	-	3,706
S96105	Beauty parlor activities	1,500	18,442	-	18,442
S96106	Barber shop activities	353	3,968	-	3,968
S96109	Other personal services for wellness activities, n.e.c.	5	82	-	82
S96210	Washing and dry cleaning of textile and fur products	484	68,305	-	68,305
S96300	Funeral and related activities	700	55,960	-	55,960
S96909	Miscellaneous service activities, n.e.c.	S	S	S	S

TABLE 5.2 Number of Establishments and Cost of Non-Industrial Services Done by Others for Other Service Activities Establishments  
for All Employment Sizes by Industry Sub-Class: Philippines, 2010

(Value in thousand pesos. Details may not add-up to total due to rounding and/or statistical disclosure control)

2009 PSIC Code	Industry Description	Number of Establishments	Non-Industrial Services Done by Others				
			Total	Rent Expense for Land	Rental Expense for Building and Structures	Other Rental Expense	Other Non- Industrial Services
		(1)	(2)	(3)	(4)	(5)	(6)
PHILIPPINES		4,552	3,740,654	72,714	1,774,489	34,925	1,858,526
S95110	Repair of computers and peripheral equipment	31	253,984	-	48,473	6,559	198,951
S95120	Repair of communications equipment	31	43,844	20	12,377	350	31,097
S95210	Repair of consumer electronics	53	39,607	-	12,086	252	27,270
S95221	Repair and servicing of household appliances	306	176,771	-	64,404	-	112,367
S95222	Repair and servicing of home and garden equipment	10	4,165	-	1,678	-	2,487
S95231	Repair of boots and shoes	158	47,772	-	32,714	-	15,058
S95241	Repair of wood furniture	S	S	S	S	S	S
S95290	Repair of personal and household goods, n.e.c.	132	124,835	-	55,276	-	69,559
S96101	Spa activities	467	419,796	57,022	223,898	-	138,877
S96103	Slendering and body building activities	198	367,305	-	226,117	305	140,884
S96104	Beauty treatment and personal grooming activities	116	227,778	-	85,690	-	142,088
S96105	Beauty parlor activities	1,500	1,123,710	-	768,898	1,863	352,948
S96106	Barber shop activities	353	128,841	-	72,910	-	55,931
S96109	Other personal services for wellness activities, n.e.c.	5	5,294	-	4,817	13	465
S96210	Washing and dry cleaning of textile and fur products	484	402,081	9,212	104,917	3,142	284,809
S96300	Funeral and related activities	700	371,584	6,380	57,870	22,441	284,892
S96909	Miscellaneous service activities, n.e.c.	S	S	S	S	S	S

S - Data suppressed



TABLE 6 Number of Establishments and Capital Expenditures of Tangible Fixed Assets by Type for Other Service Activities Establishments for All Employment Sizes by Industry Sub-Class: Philippines, 2010

(Value in thousand pesos. Details may not add-up to total due to rounding and/or statistical disclosure control)

2009 PSIC Code	Industry Description	Number of Establishments	Capital Expenditures of Tangible Fixed Assets			
			Total	Land	Buildings, Other Structures and Land Improvements	Transport Equipment
		(1)	(2)	(3)	(4)	(5)
PHILIPPINES		4,552	438,533	2,458	128,486	94,169
S95110	Repair of computers and peripheral equipment	31	21,505	-	9,686	965
S95120	Repair of communications equipment	31	2,926	-	1,054	-
S95210	Repair of consumer electronics	53	1,714	-	1,217	-
S95221	Repair and servicing of household appliances	306	6,814	-	2,692	-
S95222	Repair and servicing of home and garden equipment	10	-	-	-	-
S95231	Repair of boots and shoes	158	2,377	992	85	1,300
S95241	Repair of wood furniture	S	S	S	S	S
S95290	Repair of personal and household goods, n.e.c.	132	6,609	-	4,705	-
S96101	Spa activities	467	26,149	-	11,560	480
S96103	Slendering and body building activities	198	24,965	-	2,981	9,062
S96104	Beauty treatment and personal grooming activities	116	61,255	-	2,327	-
S96105	Beauty parlor activities	1,500	55,039	-	9,085	-
S96106	Barber shop activities	353	25,412	-	473	24,223
S96109	Other personal services for wellness activities, n.e.c.	5	-	-	-	-
S96210	Washing and dry cleaning of textile and fur products	484	54,752	-	3,439	11,963
S96300	Funeral and related activities	700	148,847	1,467	79,182	46,057
S96909	Miscellaneous service activities, n.e.c.	S	S	S	S	S

2009 PSIC Code	Industry Description	Capital Expenditures of Tangible Fixed Assets			
		ICT Machinery and Equipment	Other Machinery and Equipment	Valuables	Other Tangible Fixed Assets
		(6)	(7)	(8)	(9)
PHILIPPINES		40,723	172,675	-	21
S95110	Repair of computers and peripheral equipment	6,628	4,227	-	-
S95120	Repair of communications equipment	1,869	3	-	-
S95210	Repair of consumer electronics	-	497	-	-
S95221	Repair and servicing of household appliances	689	3,433	-	-
S95222	Repair and servicing of home and garden equipment	-	-	-	-
S95231	Repair of boots and shoes	-	-	-	-
S95241	Repair of wood furniture	S	S	S	S
S95290	Repair of personal and household goods, n.e.c.	1,433	470	-	-
S96101	Spa activities	460	13,628	-	21
S96103	Slendering and body building activities	-	12,922	-	-
S96104	Beauty treatment and personal grooming activities	401	58,528	-	-
S96105	Beauty parlor activities	23,241	22,712	-	-
S96106	Barber shop activities	717	-	-	-
S96109	Other personal services for wellness activities, n.e.c.	-	-	-	-
S96210	Washing and dry cleaning of textile and fur products	1,831	37,518	-	-
S96300	Funeral and related activities	3,404	18,737	-	-
S96909	Miscellaneous service activities, n.e.c.	S	S	S	S

S - Data suppressed

TABLE 6.2 Number of Establishments and Capital Expenditures for Tangible Fixed Assets by Mode of Acquisition for Other Service Activities Establishments for All Employment Sizes by Industry Sub-Class: Philippines, 2010

(Value in thousand pesos. Details may not add-up to total due to rounding and/or statistical disclosure control)

2009 PSIC Code	Industry Description	Number of Establishments	Capital Expenditures for Tangible Fixed Assets by Mode of Acquisition				
			Total	New Tangible Fixed Assets	Major Alterations and Improvements on Tangible Fixed Assets	Land and Used Tangible Fixed Assets	Tangible Fixed Produced on Own Account
		(1)	(2)	(3)	(4)	(5)	(6)
PHILIPPINES		4,552	438,533	308,061	127,951	2,520	-
S95110	Repair of computers and peripheral equipment	31	21,505	11,820	9,686	-	-
S95120	Repair of communications equipment	31	2,926	1,872	1,054	-	-
S95210	Repair of consumer electronics	53	1,714	497	1,217	-	-
S95221	Repair and servicing of household appliances	306	6,814	4,122	2,692	-	-
S95222	Repair and servicing of home and garden equipmer	10	-	-	-	-	-
S95231	Repair of boots and shoes	158	2,377	1,300	85	992	-
S95241	Repair of wood furniture	S	S	S	S	S	S
S95290	Repair of personal and household goods, n.e.c.	132	6,609	1,903	4,705	-	-
S96101	Spa activities	467	26,149	14,109	11,560	480	-
S96103	Slendering and body building activities	198	24,965	21,984	2,981	-	-
S96104	Beauty treatment and personal grooming activities	116	61,255	57,879	2,327	1,049	-
S96105	Beauty parlor activities	1,500	55,039	46,760	8,279	-	-
S96106	Barber shop activities	353	25,412	24,939	473	-	-
S96109	Other personal services for wellness activities, n.e.c	5	-	-	-	-	-
S96210	Washing and dry cleaning of textile and fur products	484	54,752	52,770	1,982	-	-
S96300	Funeral and related activities	700	148,847	67,986	80,861	-	-
S96909	Miscellaneous service activities, n.e.c.	S	S	S	S	S	S

TABLE 6.3 Number of Establishments and Capital Expenditures for Intangible Assets by Type for Other Service Activities Establishments for All Employment Sizes by Industry Sub-Class: Philippines, 2010

(Value in thousand pesos. Details may not add-up to total due to rounding and/or statistical disclosure control)

2009 PSIC Code	Industry Description	Number of Establishments	Capital Expenditures for Intangible Assets				
			Total	Intangible Non- Produced	Computer Software and Data Bases	Entertainment, Literary and Artistic Originals	Other Intangible Assets
		(1)	(2)	(3)	(4)	(5)	(6)
PHILIPPINES		4,552	630	-	630	-	-
S95110	Repair of computers and peripheral equipment	31	-	-	-	-	-
S95120	Repair of communications equipment	31	439	-	439	-	-
S95210	Repair of consumer electronics	53	-	-	-	-	-
S95221	Repair and servicing of household appliances	306	-	-	-	-	-
S95222	Repair and servicing of home and garden equipmer	10	-	-	-	-	-
S95231	Repair of boots and shoes	158	-	-	-	-	-
S95241	Repair of wood furniture	S	S	S	S	S	S
S95290	Repair of personal and household goods, n.e.c.	132	-	-	-	-	-
S96101	Spa activities	467	-	-	-	-	-
S96103	Slendering and body building activities	198	-	-	-	-	-
S96104	Beauty treatment and personal grooming activities	116	-	-	-	-	-
S96105	Beauty parlor activities	1,500	-	-	-	-	-
S96106	Barber shop activities	353	-	-	-	-	-
S96109	Other personal services for wellness activities, n.e.c	5	-	-	-	-	-
S96210	Washing and dry cleaning of textile and fur products	484	-	-	-	-	-
S96300	Funeral and related activities	700	191	-	191	-	-
S96909	Miscellaneous service activities, n.e.c.	S	S	S	S	S	S

S - Data suppressed

TABLE 7 Number of Establishments and Gross Additions to Tangible Fixed Assets for Other Service Activities Establishments  
for All Employment Sizes by Industry Sub-Class: Philippines, 2010

(Value in thousand pesos. Details may not add-up to total due to rounding and/or statistical disclosure control)

2009 PSIC Code	Industry Description	Number of Establishments	Gross Additions to Tangible Fixed Assets	Capital Expenditures for Tangible Fixed Assets	Sale of Tangible Fixed Assets
		(1)	(2)	(3)	(4)
<b>PHILIPPINES</b>		<b>4,552</b>	<b>438,533</b>	<b>438,533</b>	<b>-</b>
S95110	Repair of computers and peripheral equipment	31	21,505	21,505	-
S95120	Repair of communications equipment	31	2,926	2,926	-
S95210	Repair of consumer electronics	53	1,714	1,714	-
S95221	Repair and servicing of household appliances	306	6,814	6,814	-
S95222	Repair and servicing of home and garden equipment	10	-	-	-
S95231	Repair of boots and shoes	158	2,377	2,377	-
S95241	Repair of wood furniture	S	S	S	S
S95290	Repair of personal and household goods, n.e.c.	132	6,609	6,609	-
S96101	Spa activities	467	26,149	26,149	-
S96103	Slendering and body building activities	198	24,965	24,965	-
S96104	Beauty treatment and personal grooming activities	116	61,255	61,255	-
S96105	Beauty parlor activities	1,500	55,039	55,039	-
S96106	Barber shop activities	353	25,412	25,412	-
S96109	Other personal services for wellness activities, n.e.c.	5	-	-	-
S96210	Washing and dry cleaning of textile and fur products	484	54,752	54,752	-
S96300	Funeral and related activities	700	148,847	148,847	-
S96909	Miscellaneous service activities, n.e.c.	S	S	S	S

S - Data suppressed

TABLE 7.2 Number of Establishments and Losses and Damages to Tangible Fixed Assets by Type for Other Service Activities Establishments  
for All Employment Sizes by Industry Sub-Class: Philippines, 2010

(Value in thousand pesos. Details may not add-up to total due to rounding and/or statistical disclosure control)

2009 PSIC Code	Industry Description	Number of Establishments	Losses and Damages to Tangible Fixed Assets			
			Total	Land	Buildings, Other Structures and Land Improvements	Transport Equipment
		(1)	(2)	(3)	(4)	(5)
<b>PHILIPPINES</b>		<b>4,552</b>	<b>7,164</b>	<b>-</b>	<b>7,164</b>	<b>-</b>
S95110	Repair of computers and peripheral equipment	31	-	-	-	-
S95120	Repair of communications equipment	31	-	-	-	-
S95210	Repair of consumer electronics	53	-	-	-	-
S95221	Repair and servicing of household appliances	306	-	-	-	-
S95222	Repair and servicing of home and garden equipment	10	-	-	-	-
S95231	Repair of boots and shoes	158	-	-	-	-
S95241	Repair of wood furniture	S	S	S	S	S
S95290	Repair of personal and household goods, n.e.c.	132	-	-	-	-
S96101	Spa activities	467	-	-	-	-
S96103	Slendering and body building activities	198	-	-	-	-
S96104	Beauty treatment and personal grooming activities	116	-	-	-	-
S96105	Beauty parlor activities	1,500	7,164	-	7,164	-
S96106	Barber shop activities	353	-	-	-	-
S96109	Other personal services for wellness activities, n.e.c.	5	-	-	-	-
S96210	Washing and dry cleaning of textile and fur products	484	-	-	-	-
S96300	Funeral and related activities	700	-	-	-	-
S96909	Miscellaneous service activities, n.e.c.	S	S	S	S	S

TABLE 7.2 Number of Establishments and Losses and Damages to Tangible Fixed Assets by Type for Other Service Activities Establishments  
for All Employment Sizes by Industry Sub-Class: Philippines, 2010 (Concluded)  
(Value in thousand pesos. Details may not add-up to total due to rounding and/or statistical disclosure control)

2009 PSIC Code	Industry Description	Losses and Damages to Tangible Fixed Assets			
		ICT Machinery and Equipment	Other Machinery and Equipment	Valuables	Other Tangible Fixed Assets
		(6)	(7)	(8)	(9)
PHILIPPINES		-	-	-	-
S95110	Repair of computers and peripheral equipment	-	-	-	-
S95120	Repair of communications equipment	-	-	-	-
S95210	Repair of consumer electronics	-	-	-	-
S95221	Repair and servicing of household appliances	-	-	-	-
S95222	Repair and servicing of home and garden equipment	-	-	-	-
S95231	Repair of boots and shoes	-	-	-	-
S95241	Repair of wood furniture	S	S	S	S
S95290	Repair of personal and household goods, n.e.c.	-	-	-	-
S96101	Spa activities	-	-	-	-
S96103	Slendering and body building activities	-	-	-	-
S96104	Beauty treatment and personal grooming activities	-	-	-	-
S96105	Beauty parlor activities	-	-	-	-
S96106	Barber shop activities	-	-	-	-
S96109	Other personal services for wellness activities, n.e.c.	-	-	-	-
S96210	Washing and dry cleaning of textile and fur products	-	-	-	-
S96300	Funeral and related activities	-	-	-	-
S96909	Miscellaneous service activities, n.e.c.	S	S	S	S

S - Data suppressed

TABLE 8 Number of Establishments and Book Value of Tangible Fixed Assets by Type for Other Service Activities Establishments  
for All Employment Sizes by Industry Sub-Class: Philippines, 2010  
(Value in thousand pesos. Details may not add-up to total due to rounding and/or statistical disclosure control)

2009 PSIC Code	Industry Description	Number of Establishments	Book Value of Tangible Fixed Assets			
			Total	Land	Buildings, Other Structures and Land Improvements	Transport Equipment
		(1)	(2)	(3)	(4)	(5)
PHILIPPINES		4,552	8,081,351	1,317,435	3,665,155	773,145
S95110	Repair of computers and peripheral equipment	31	66,130	2,110	11,944	5,225
S95120	Repair of communications equipment	31	27,584	300	9,481	3,780
S95210	Repair of consumer electronics	53	34,155	1,529	10,756	7,390
S95221	Repair and servicing of household appliances	306	252,644	87,213	49,683	44,182
S95222	Repair and servicing of home and garden equipment	10	7,025	-	2,050	3,000
S95231	Repair of boots and shoes	158	59,533	2,200	9,500	16,675
S95241	Repair of wood furniture	S	S	S	S	S
S95290	Repair of personal and household goods, n.e.c.	132	118,181	-	58,630	11,650
S96101	Spa activities	467	2,203,250	168,167	1,424,024	30,657
S96103	Slendering and body building activities	198	895,856	762	576,610	12,544
S96104	Beauty treatment and personal grooming activities	116	151,129	-	26,146	1,621
S96105	Beauty parlor activities	1,500	754,450	4,300	243,631	32,684
S96106	Barber shop activities	353	158,294	18,720	34,175	26,908
S96109	Other personal services for wellness activities, n.e.c.	5	2,440	-	1,840	-
S96210	Washing and dry cleaning of textile and fur products	484	416,578	25,502	130,107	28,733
S96300	Funeral and related activities	700	2,926,367	1,002,278	1,076,286	545,405
S96909	Miscellaneous service activities, n.e.c.	S	S	S	S	S

TABLE 8 Number of Establishments and Book Value of Tangible Fixed Assets by Type for Other Service Activities Establishments  
for All Employment Sizes by Industry Sub-Class: Philippines, 2010 (Concluded)

(Value in thousand pesos. Details may not add-up to total due to rounding and/or statistical disclosure control)

2009 PSIC Code	Industry Description	Book Value of Tangible Fixed Assets			
		ICT Machinery and Equipment	Other Machinery and Equipment	Valuables	Other Tangible Fixed Assets
		(6)	(7)	(8)	(9)
<b>PHILIPPINES</b>		<b>258,001</b>	<b>2,065,572</b>	<b>319</b>	<b>1,724</b>
S95110	Repair of computers and peripheral equipment	29,489	17,361	-	-
S95120	Repair of communications equipment	6,041	7,961	-	22
S95210	Repair of consumer electronics	6,035	8,446	-	-
S95221	Repair and servicing of household appliances	15,700	55,865	-	-
S95222	Repair and servicing of home and garden equipment	150	1,825	-	-
S95231	Repair of boots and shoes	2,394	28,764	-	-
S95241	Repair of wood furniture	S	S	S	S
S95290	Repair of personal and household goods, n.e.c.	6,368	41,533	-	-
S96101	Spa activities	20,431	559,799	131	40
S96103	Slendering and body building activities	19,270	286,670	-	-
S96104	Beauty treatment and personal grooming activities	3,589	119,773	-	-
S96105	Beauty parlor activities	52,368	421,468	-	-
S96106	Barber shop activities	6,460	72,032	-	-
S96109	Other personal services for wellness activities, n.e.c.	-	600	-	-
S96210	Washing and dry cleaning of textile and fur products	21,589	210,521	-	126
S96300	Funeral and related activities	67,961	232,713	187	1,536
S96909	Miscellaneous service activities, n.e.c.	S	S	S	S

TABLE 8.1 Number of Establishments and Book Value of Intangible Assets by Type for Other Service Activities Establishments  
for All Employment Sizes by Industry Sub-Class: Philippines, 2010

(Value in thousand pesos. Details may not add-up to total due to rounding and/or statistical disclosure control)

2009 PSIC Code	Industry Description	Number of Establishments	Value of Intangible Assets as of December 31				
			Total	Intangible Non- Produced Assets	Computer Software and Data Bases	Entertainment, Literary and Artistic Originals	Other Intangible Assets
		(1)	(2)	(3)	(4)	(5)	(6)
	PHILIPPINES	4,552	84,670	76,697	7,503	470	-
S95110	Repair of computers and peripheral equipment	31	120	120	-	-	-
S95120	Repair of communications equipment	31	1,478	-	1,478	-	-
S95210	Repair of consumer electronics	53	-	-	-	-	-
S95221	Repair and servicing of household appliances	306	207	207	-	-	-
S95222	Repair and servicing of home and garden equipment	10	-	-	-	-	-
S95231	Repair of boots and shoes	158	63	-	63	-	-
S95241	Repair of wood furniture	S	S	S	S	S	S
S95290	Repair of personal and household goods, n.e.c.	132	-	-	-	-	-
S96101	Spa activities	467	1,357	522	365	470	-
S96103	Slendering and body building activities	198	-	-	-	-	-
S96104	Beauty treatment and personal grooming activities	116	-	-	-	-	-
S96105	Beauty parlor activities	1,500	6,869	6,869	-	-	-
S96106	Barber shop activities	353	2,480	2,480	-	-	-
S96109	Other personal services for wellness activities, n.e.c.	5	-	-	-	-	-
S96210	Washing and dry cleaning of textile and fur products	484	-	-	-	-	-
S96300	Funeral and related activities	700	72,097	66,500	5,597	-	-
S96909	Miscellaneous service activities, n.e.c.	S	S	S	S	S	S

S - Data suppressed

TABLE 9 Number of Establishments and Value of Inventories by Type for Other Service Activities Establishments  
for All Employment Sizes by Industry Sub-Class: Philippines, 2010

(Value in thousand pesos. Details may not add-up to total due to rounding and/or statistical disclosure control)

2009 PSIC Code	Industry Description	Number of Establishments	Value of Inventories as of January 1				
			Total	Materials and Supplies	Fuels, Lubricants, Oils and Greases	Goods for Resale	Other Inventories
	PHILIPPINES	4,552	1,177,170	1,145,785	10,352	21,033	-
S95110	Repair of computers and peripheral equipment	31	27,845	24,139	3,706	-	-
S95120	Repair of communications equipment	31	13,321	13,216	6	99	-
S95210	Repair of consumer electronics	53	20,984	20,670	-	313	-
S95221	Repair and servicing of household appliances	306	184,223	180,966	153	3,104	-
S95222	Repair and servicing of home and garden equipment	10	750	750	-	-	-
S95231	Repair of boots and shoes	158	60,894	60,765	129	-	-
S95241	Repair of wood furniture	S	S	S	S	S	S
S95290	Repair of personal and household goods, n.e.c.	132	59,656	59,656	-	-	-
S96101	Spa activities	467	43,977	43,974	3	-	-
S96103	Slendering and body building activities	198	17,875	10,997	-	6,879	-
S96104	Beauty treatment and personal grooming activities	116	7,903	7,903	-	-	-
S96105	Beauty parlor activities	1,500	183,375	167,561	5,176	10,638	-
S96106	Barber shop activities	353	13,554	13,554	-	-	-
S96109	Other personal services for wellness activities, n.e.c.	5	66	66	-	-	-
S96210	Washing and dry cleaning of textile and fur products	484	92,273	91,611	662	-	-
S96300	Funeral and related activities	700	447,082	446,583	499	-	-
S96909	Miscellaneous service activities, n.e.c.	S	S	S	S	S	S

2009 PSIC Code	Industry Description	Value of Inventories as of December 31				
		Total	Materials and Supplies	Fuels, Lubricants, Oils and Greases	Goods for Resale	Other Inventories
	PHILIPPINES	1,198,707	1,170,943	8,350	19,414	-
S95110	Repair of computers and peripheral equipment	30,433	26,509	3,924	-	-
S95120	Repair of communications equipment	12,667	12,529	6	132	-
S95210	Repair of consumer electronics	27,307	26,951	-	356	-
S95221	Repair and servicing of household appliances	139,314	136,898	153	2,263	-
S95222	Repair and servicing of home and garden equipment	465	465	-	-	-
S95231	Repair of boots and shoes	69,762	69,624	139	-	-
S95241	Repair of wood furniture	S	S	S	S	S
S95290	Repair of personal and household goods, n.e.c.	68,801	68,801	-	-	-
S96101	Spa activities	63,070	63,027	43	-	-
S96103	Slendering and body building activities	30,445	23,136	-	7,309	-
S96104	Beauty treatment and personal grooming activities	16,762	16,762	-	-	-
S96105	Beauty parlor activities	198,202	187,063	1,785	9,354	-
S96106	Barber shop activities	18,205	18,205	-	-	-
S96109	Other personal services for wellness activities, n.e.c.	56	56	-	-	-
S96210	Washing and dry cleaning of textile and fur products	90,473	88,600	1,874	-	-
S96300	Funeral and related activities	431,361	430,938	423	-	-
S96909	Miscellaneous service activities, n.e.c.	S	S	S	S	S

S - Data suppressed

TABLE 10 Number of Reporting Establishments and Nationality with Highest Capital Participation Rate as of December 31  
for Other Service Activities Establishments for All Employment Sizes by Industry Sub-Class: Philippines, 2010

(An establishment with equal capital participation rate may be reported several times)

2009 PSIC Code	Industry Description	Number of Reporting Establishments	Nationality with Highest Capital Participation Rate				
			Filipino	American	British	Chinese	German
		(1)	(2)	(3)	(4)	(5)	(6)
	<b>PHILIPPINES</b>	<b>545</b>	<b>532</b>	<b>3</b>	<b>3</b>	<b>5</b>	<b>1</b>
S95110	Repair of computers and peripheral equipment	31	30	1	-	-	-
S95120	Repair of communications equipment	31	30	-	-	1	-
S95210	Repair of consumer electronics	53	51	-	-	-	-
S95221	Repair and servicing of household appliances	28	27	-	-	-	-
S95222	Repair and servicing of home and garden equipment	4	4	-	-	-	-
S95231	Repair of boots and shoes	13	13	-	-	-	-
S95241	Repair of wood furniture	4	4	-	-	-	-
S95290	Repair of personal and household goods, n.e.c.	S	S	S	S	S	S
S96101	Spa activities	60	58	1	-	3	1
S96103	Slendering and body building activities	22	22	-	-	-	-
S96104	Beauty treatment and personal grooming activities	13	13	-	-	-	-
S96105	Beauty parlor activities	137	134	-	3	1	-
S96106	Barber shop activities	27	27	-	-	-	-
S96109	Other personal services for wellness activities, n.e.c.	3	3	-	-	-	-
S96210	Washing and dry cleaning of textile and fur products	42	39	1	-	-	-
S96300	Funeral and related activities	64	64	-	-	-	-
S96909	Miscellaneous service activities, n.e.c.	S	S	S	S	S	S

2009 PSIC Code	Industry Description	Nationality with Highest Capital Participation Rate				
		Japanese	Korean	Singaporean	Taiwanese	Others
		(7)	(8)	(9)	(10)	(11)
	<b>PHILIPPINES</b>	<b>3</b>	<b>3</b>	<b>-</b>	<b>1</b>	<b>1</b>
S95110	Repair of computers and peripheral equipment	-	-	-	-	-
S95120	Repair of communications equipment	-	-	-	-	1
S95210	Repair of consumer electronics	2	-	-	-	-
S95221	Repair and servicing of household appliances	1	-	-	1	-
S95222	Repair and servicing of home and garden equipment	-	-	-	-	-
S95231	Repair of boots and shoes	-	-	-	-	-
S95241	Repair of wood furniture	-	-	-	-	-
S95290	Repair of personal and household goods, n.e.c.	S	S	S	S	S
S96101	Spa activities	-	1	-	-	-
S96103	Slendering and body building activities	-	-	-	-	-
S96104	Beauty treatment and personal grooming activities	-	-	-	-	-
S96105	Beauty parlor activities	-	-	-	-	-
S96106	Barber shop activities	-	-	-	-	-
S96109	Other personal services for wellness activities, n.e.c.	-	-	-	-	-
S96210	Washing and dry cleaning of textile and fur products	-	2	-	-	-
S96300	Funeral and related activities	-	-	-	-	-
S96909	Miscellaneous service activities, n.e.c.	S	S	S	S	S

S - Data suppressed

# **Statistical Tables**

**For All Employment Sizes**

**National Tables**



# **Statistical Tables**

**For Total Employment of 20 and Over**

**National and Regional Tables**

TABLE 1a Summary Statistics for Other Service Activities Establishments with Total Employment of 20 and Over  
by Region and Industry Sub-Class: Philippines, 2010

(Value in thousand pesos. Details may not add-up to total due to rounding and/or statistical disclosure control)

2009 PSIC Code	Region / Industry Description	Number of Establishments	Employment as of November 15		Total Compensation	Total Revenue
			Total	Paid Employees		
		(1)	(2)	(3)	(4)	(5)
PHILIPPINES		280	11,620	11,582	1,788,420	6,975,662
S95110	Repair of computers and peripheral equipment	8	865	863	288,311	802,892
S95120	Repair of communications equipment	3	198	198	35,734	160,453
S95210	Repair of consumer electronics	3	97	92	11,995	35,043
S95221	Repair and servicing of household appliances	16	658	658	82,522	214,495
S95290	Repair of personal and household goods, n.e.c.	S	S	S	S	S
S96101	Spa activities	52	2,264	2,243	214,351	617,848
S96103	Slendering and body building activities	22	970	967	143,996	841,146
S96104	Beauty treatment and personal grooming activities	4	158	158	61,191	288,741
S96105	Beauty parlor activities	133	3,346	3,344	378,119	1,124,983
S96106	Barber shop activities	S	S	S	S	S
S96210	Washing and dry cleaning of textile and fur products	17	2,200	2,200	341,431	1,518,204
S96300	Funeral and related activities	20	816	810	224,243	1,345,466
National Capital Region		197	8,303	8,280	1,259,778	5,093,091
S95110	Repair of computers and peripheral equipment	5	262	260	82,701	150,362
S95120	Repair of communications equipment	3	198	198	35,734	160,453
S95210	Repair of consumer electronics	S	S	S	S	S
S95221	Repair and servicing of household appliances	15	575	575	74,077	198,078
S95290	Repair of personal and household goods, n.e.c.	S	S	S	S	S
S96101	Spa activities	37	1,817	1,796	172,065	495,240
S96103	Slendering and body building activities	19	863	863	130,379	773,804
S96104	Beauty treatment and personal grooming activities	4	158	158	61,191	288,741
S96105	Beauty parlor activities	90	2,372	2,372	282,908	863,542
S96106	Barber shop activities	S	S	S	S	S
S96210	Washing and dry cleaning of textile and fur products	11	1,519	1,519	229,350	1,037,594
S96300	Funeral and related activities	10	450	450	181,338	1,088,207
I - Ilocos Region		5	105	105	9,287	48,693
S96105	Beauty parlor activities	S	S	S	S	S
S96300	Funeral and related activities	S	S	S	S	S
II - Cagayan Valley		-	-	-	-	-
III - Central Luzon		11	224	224	28,031	78,493
S95210	Repair of consumer electronics	S	S	S	S	S
S96105	Beauty parlor activities	S	S	S	S	S

TABLE 1a Summary Statistics for Other Service Activities Establishments with Total Employment of 20 and Over  
by Region and Industry Sub-Class: Philippines, 2010 *(Continued)*

(Value in thousand pesos. Details may not add-up to total due to rounding and/or statistical disclosure control)

2009 PSIC Code	Region / Industry Description	Number of Establishments	Employment as of November 15		Total Compensation	Total Revenue
			Total	Paid Employees		
		(1)	(2)	(3)	(4)	(5)
	IVA - CALABARZON	31	1,339	1,339	175,035	664,707
S95110	Repair of computers and peripheral equipment	S	S	S	S	S
S95221	Repair and servicing of household appliances	S	S	S	S	S
S96101	Spa activities	3	129	129	9,034	33,621
S96105	Beauty parlor activities	19	384	384	39,178	110,642
S96210	Washing and dry cleaning of textile and fur products	5	655	655	109,516	468,010
S96300	Funeral and related activities	S	S	S	S	S
	IVB - MIMAROPA	-	-	-	-	-
	V - Bicol Region	S	S	S	S	S
S96300	Funeral and related activities	S	S	S	S	S
	VI - Western Visayas	8	217	212	26,431	87,770
S95210	Repair of consumer electronics	S	S	S	S	S
S96101	Spa activities	4	104	104	13,727	45,989
S96105	Beauty parlor activities	S	S	S	S	S
S96210	Washing and dry cleaning of textile and fur products	S	S	S	S	S
S96300	Funeral and related activities	S	S	S	S	S
	VII - Central Visayas	18	1,156	1,151	266,133	941,715
S95110	Repair of computers and peripheral equipment	S	S	S	S	S
S96101	Spa activities	3	91	91	7,286	15,050
S96103	Slendering and body building activities	S	S	S	S	S
S96105	Beauty parlor activities	6	202	200	15,689	41,926
S96300	Funeral and related activities	5	208	205	30,898	192,541
	VIII - Eastern Visayas	S	S	S	S	S
S96105	Beauty parlor activities	S	S	S	S	S
	IX - Zamboanga Peninsula	-	-	-	-	-
	X - Northern Mindanao	S	S	S	S	S
S96101	Spa activities	S	S	S	S	S

TABLE 1a Summary Statistics for Other Service Activities Establishments with Total Employment of 20 and Over  
by Region and Industry Sub-Class: Philippines, 2010 (Continued)

(Value in thousand pesos. Details may not add-up to total due to rounding and/or statistical disclosure control)

2009 PSIC Code	Region / Industry Description	Number of Establishments	Employment as of November 15		Total Compensation	Total Revenue
			Total	Paid Employees		
		(1)	(2)	(3)	(4)	(5)
	XI - Davao	5	139	136	13,026	32,199
S96101	Spa activities	5	139	136	13,026	32,199
S96103	Slendering and body building activities					
S96105	Beauty parlor activities					
	XII - SOCCSKSARGEN	-	-	-	-	-
	XIII - Caraga	S	S	S	S	S
S96101	Spa activities	S	S	S	S	S
	Autonomous Region in Muslim Mindanao	-	-	-	-	-

2009 PSIC Code	Region / Industry Description	Total Cost	Value Added	Gross Additions to Tangible Fixed Assets	Change in Inventories	Subsidies
		(6)	(7)	(8)	(9)	(10)
	<b>PHILIPPINES</b>	<b>4,610,985</b>	<b>2,918,487</b>	<b>193,741</b>	<b>18,176</b>	<b>-</b>
S95110	Repair of computers and peripheral equipment	466,418	396,767	21,230	202	-
S95120	Repair of communications equipment	119,403	48,849	-	(117)	-
S95210	Repair of consumer electronics	21,868	17,920	-	3,760	-
S95221	Repair and servicing of household appliances	106,116	119,643	87	(422)	-
S95290	Repair of personal and household goods, n.e.c.	S	S	S	S	S
S96101	Spa activities	433,091	274,627	8,479	7,055	-
S96103	Slendering and body building activities	541,347	430,290	14,097	18,848	-
S96104	Beauty treatment and personal grooming activities	125,415	182,024	10,682	30	-
S96105	Beauty parlor activities	662,218	498,752	2,804	(2,325)	-
S96106	Barber shop activities	S	S	S	S	S
S96210	Washing and dry cleaning of textile and fur products	1,042,969	532,017	44,261	(6,187)	-
S96300	Funeral and related activities	1,070,484	410,740	91,947	(3,013)	-
	National Capital Region	3,364,215	2,115,365	161,562	17,468	-
S95110	Repair of computers and peripheral equipment	59,137	89,453	1,324	(194)	-
S95120	Repair of communications equipment	119,403	48,849	-	(117)	-
S95210	Repair of consumer electronics	S	S	S	S	S
S95221	Repair and servicing of household appliances	99,219	109,939	-	(413)	-

TABLE 1a Summary Statistics for Other Service Activities Establishments with Total Employment of 20 and Over  
by Region and Industry Sub-Class: Philippines, 2010 (*Continued*)

(Value in thousand pesos. Details may not add-up to total due to rounding and/or statistical disclosure control)

2009 PSIC Code	Region / Industry Description	Total Cost	Value Added	Gross Additions to Tangible Fixed Assets	Change in Inventories	Subsidies
		(6)	(7)	(8)	(9)	(10)
S95290	Repair of personal and household goods, n.e.c.	S	S	S	S	S
S96101	Spa activities	362,721	206,554	2,980	5,516	-
S96103	Slendering and body building activities	496,903	395,569	14,097	18,848	-
S96104	Beauty treatment and personal grooming activities	125,415	182,024	10,682	30	-
S96105	Beauty parlor activities	506,298	378,146	566	(2,631)	-
S96106	Barber shop activities	S	S	S	S	S
S96210	Washing and dry cleaning of textile and fur products	705,441	358,635	44,261	(7,349)	-
S96300	Funeral and related activities	857,964	334,658	87,497	(278)	-
I - Ilocos Region		39,002	12,150	1,260	1,405	-
S96105	Beauty parlor activities	S	S	S	S	S
S96300	Funeral and related activities	S	S	S	S	S
II - Cagayan Valley		-	-	-	-	-
III - Central Luzon		49,017	31,984	-	(81)	-
S95210	Repair of consumer electronics	S	S	S	S	S
S96105	Beauty parlor activities	S	S	S	S	S
IVA - CALABARZON		453,599	250,419	2,045	2,797	-
S95110	Repair of computers and peripheral equipment	S	S	S	S	S
S95221	Repair and servicing of household appliances	S	S	S	S	S
S96101	Spa activities	24,858	10,426	1,958	(3)	-
S96105	Beauty parlor activities	69,365	46,066	-	223	-
S96210	Washing and dry cleaning of textile and fur products	329,465	167,581	-	1,161	-
S96300	Funeral and related activities	S	S	S	S	S
IVB - MIMAROPA		-	-	-	-	-
V - Bicol Region		S	S	S	S	S
S96300	Funeral and related activities	S	S	S	S	S
VI - Western Visayas		49,115	47,926	168	(3,257)	-
S95210	Repair of consumer electronics	S	S	S	S	S
S96101	Spa activities	25,509	28,216	168	1,535	-
S96105	Beauty parlor activities	S	S	S	S	S
S96210	Washing and dry cleaning of textile and fur products	S	S	S	S	S

TABLE 1a Summary Statistics for Other Service Activities Establishments with Total Employment of 20 and Over  
by Region and Industry Sub-Class: Philippines, 2010 (*Concluded*)

(Value in thousand pesos. Details may not add-up to total due to rounding and/or statistical disclosure control)

2009 PSIC Code	Region / Industry Description	Total Cost	Value Added	Gross Additions to Tangible Fixed Assets	Change in Inventories	Subsidies
		(6)	(7)	(8)	(9)	(10)
S96300	Funeral and related activities	S	S	S	S	S
	VII - Central Visayas	626,829	420,602	23,928	(419)	-
S95110	Repair of computers and peripheral equipment	S	S	S	S	S
S96101	Spa activities	6,805	9,791	-	-	-
S96103	Slendering and body building activities	S	S	S	S	S
S96105	Beauty parlor activities	21,153	26,902	1,732	49	-
S96300	Funeral and related activities	164,318	54,967	2,290	(468)	-
	VIII - Eastern Visayas	S	S	S	S	S
S96105	Beauty parlor activities	S	S	S	S	S
	IX - Zamboanga Peninsula	-	-	-	-	-
	X - Northern Mindanao	S	S	S	S	S
S96101	Spa activities	S	S	S	S	S
	XI - Davao Region	16,933	21,293	3,878	203	-
S96101	Spa activities	16,933	21,293	3,878	203	-
S96103	Slendering and body building activities					
S96105	Beauty parlor activities					
	XII - SOCCSKSARGEN	-	-	-	-	-
	XIII - Caraga	S	S	S	S	S
S96101	Spa activities	S	S	S	S	S
	Autonomous Region in Muslim Mindanao	-	-	-	-	-

S - Data suppressed

} - Data combined

TABLE 2a Number of Establishments and Employment by Type and Sex for Other Service Activities Establishments  
with Total Employment of 20 and Over by Region and Industry Sub-Class: Philippines, 2010

(Details may not add-up to total due to rounding and/or statistical disclosure control)

2009 PSIC Code	Region / Industry Description	Number of Establishments	Employment as of November 15					
			Total		Paid		Unpaid	
			Male	Female	Male	Female	Male	Female
			(1)	(2)	(3)	(4)	(5)	(6)
PHILIPPINES		280	5,492	6,128	5,472	6,110	20	19
S95110	Repair of computers and peripheral equipment	8	594	271	592	271	2	
S95120	Repair of communications equipment	3	104	94	104	94	-	-
S95210	Repair of consumer electronics	3	73	24	70	22	3	2
S95221	Repair and servicing of household appliances	16	551	107	551	107	-	-
S95290	Repair of personal and household goods, n.e.c.	S	S	S	S	S	S	S
S96101	Spa activities	52	557	1,708	546	1,697	11	11
S96103	Slendering and body building activities	22	388	582	387	580	1	2
S96104	Beauty treatment and personal grooming activities	4	37	121	37	121	-	-
S96105	Beauty parlor activities	133	1,145	2,201	1,143	2,201	2	-
S96106	Barber shop activities	S	S	S	S	S	S	S
S96210	Washing and dry cleaning of textile and fur products	17	1,417	783	1,417	783	-	-
S96300	Funeral and related activities	20	614	201	613	197	1	4
National Capital Region		197	3,786	4,517	3,774	4,506	13	11
S95110	Repair of computers and peripheral equipment	5	194	68	192	68	2	-
S95120	Repair of communications equipment	3	104	94	104	94	-	-
S95210	Repair of consumer electronics	S	S	S	S	S	S	S
S95221	Repair and servicing of household appliances	15	475	100	475	100	-	-
S95290	Repair of personal and household goods, n.e.c.	S	S	S	S	S	S	S
S96101	Spa activities	37	440	1,378	429	1,367	11	11
S96103	Slendering and body building activities	19	332	531	332	531	-	-
S96104	Beauty treatment and personal grooming activities	4	37	121	37	121	-	-
S96105	Beauty parlor activities	90	792	1,580	792	1,580	-	-
S96106	Barber shop activities	S	S	S	S	S	S	S
S96210	Washing and dry cleaning of textile and fur products	11	1,045	474	1,045	474	-	-
S96300	Funeral and related activities	10	320	130	320	130	-	-
I - Ilocos Region		5	57	48	57	48	-	-
S96105	Beauty parlor activities	S	S	S	S	S	S	S
S96300	Funeral and related activities	S	S	S	S	S	S	S
II - Cagayan Valley		-	-	-	-	-	-	-
III - Central Luzon		11	85	140	85	140	-	-
S95210	Repair of consumer electronics	S	S	S	S	S	S	S
S96105	Beauty parlor activities	S	S	S	S	S	S	S

TABLE 2a Number of Establishments and Employment by Type and Sex for Other Service Activities Establishments  
with Total Employment of 20 and Over by Region and Industry Sub-Class: Philippines, 2010 *(Continued)*

(Details may not add-up to total due to rounding and/or statistical disclosure control)

2009 PSIC Code	Region / Industry Description	Number of Establishments	Employment as of November 15					
			Total		Paid		Unpaid	
			Male	Female	Male	Female	Male	Female
		(1)	(2)	(3)	(4)	(5)	(6)	(7)
	IVA - CALABARZON	31	655	684	655	684	-	-
S95110	Repair of computers and peripheral equipment	S	S	S	S	S	S	S
S95221	Repair and servicing of household appliances	S	S	S	S	S	S	S
S96101	Spa activities	3	23	106	23	106	-	-
S96105	Beauty parlor activities	19	149	235	149	235	-	-
S96210	Washing and dry cleaning of textile and fur products	5	356	299	356	299	-	-
S96300	Funeral and related activities	S	S	S	S	S	S	S
	IVB - MIMAROPA	-	-	-	-	-	-	-
	V - Bicol Region	S	S	S	S	S	S	S
S96300	Funeral and related activities	S	S	S	S	S	S	S
	VI - Western Visayas	8	98	119	95	117	3	2
S95210	Repair of consumer electronics	S	S	S	S	S	S	S
S96101	Spa activities	4	33	71	33	71	-	-
S96105	Beauty parlor activities	S	S	S	S	S	S	S
S96210	Washing and dry cleaning of textile and fur products	S	S	S	S	S	S	S
S96300	Funeral and related activities	S	S	S	S	S	S	S
	VII - Central Visayas	18	704	452	702	449	2	3
S95110	Repair of computers and peripheral equipment	S	S	S	S	S	S	S
S96101	Spa activities	3	23	68	23	68	-	-
S96103	Slendering and body building activities	S	S	S	S	S	S	S
S96105	Beauty parlor activities	6	80	122	78	122	2	-
S96300	Funeral and related activities	5	173	35	173	32	-	3
	VIII - Eastern Visayas	S	S	S	S	S	S	S
S96105	Beauty parlor activities	S	S	S	S	S	S	S
	IX - Zamboanga Peninsula	-	-	-	-	-	-	-
	X - Northern Mindanao	S	S	S	S	S	S	S
S96101	Spa activities	S	S	S	S	S	S	S



TABLE 2a Number of Establishments and Employment by Type and Sex for Other Service Activities Establishments  
with Total Employment of 20 and Over by Region and Industry Sub-Class: Philippines, 2010 *(Continued)*

(Details may not add-up to total due to rounding and/or statistical disclosure control)

2009 PSIC Code	Region / Industry Description	Number of Establishments	Employment as of November 15					
			Total		Paid		Unpaid	
			Male	Female	Male	Female	Male	Female
		(1)	(2)	(3)	(4)	(5)	(6)	(7)
	IVA - CALABARZON	31	655	684	655	684	-	-
S95110	Repair of computers and peripheral equipment	S	S	S	S	S	S	S
S95221	Repair and servicing of household appliances	S	S	S	S	S	S	S
S96101	Spa activities	3	23	106	23	106	-	-
S96105	Beauty parlor activities	19	149	235	149	235	-	-
S96210	Washing and dry cleaning of textile and fur products	5	356	299	356	299	-	-
S96300	Funeral and related activities	S	S	S	S	S	S	S
	IVB - MIMAROPA	-	-	-	-	-	-	-
	V - Bicol Region	S	S	S	S	S	S	S
S96300	Funeral and related activities	S	S	S	S	S	S	S
	VI - Western Visayas	8	98	119	95	117	3	2
S95210	Repair of consumer electronics	S	S	S	S	S	S	S
S96101	Spa activities	4	33	71	33	71	-	-
S96105	Beauty parlor activities	S	S	S	S	S	S	S
S96210	Washing and dry cleaning of textile and fur products	S	S	S	S	S	S	S
S96300	Funeral and related activities	S	S	S	S	S	S	S
	VII - Central Visayas	18	704	452	702	449	2	3
S95110	Repair of computers and peripheral equipment	S	S	S	S	S	S	S
S96101	Spa activities	3	23	68	23	68	-	-
S96103	Slendering and body building activities	S	S	S	S	S	S	S
S96105	Beauty parlor activities	6	80	122	78	122	2	-
S96300	Funeral and related activities	5	173	35	173	32	-	3
	VIII - Eastern Visayas	S	S	S	S	S	S	S
S96105	Beauty parlor activities	S	S	S	S	S	S	S
	IX - Zamboanga Peninsula	-	-	-	-	-	-	-
	X - Northern Mindanao	S	S	S	S	S	S	S
S96101	Spa activities	S	S	S	S	S	S	S

TABLE 2a Number of Establishments and Employment by Type and Sex for Other Service Activities Establishments  
with Total Employment of 20 and Over by Region and Industry Sub-Class: Philippines, 2010 (*Concluded*)

(Details may not add-up to total due to rounding and/or statistical disclosure control)

2009 PSIC Code	Region / Industry Description	Number of Establishments	Employment as of November 15					
			Total		Paid		Unpaid	
			Male	Female	Male	Female	Male	Female
		(1)	(2)	(3)	(4)	(5)	(6)	(7)
	XI - Davao	5	50	89	49	87	1	2
S96101	Spa activities	}						
S96103	Slendering and body building activities	}	5	50	89	49	87	1
S96105	Beauty parlor activities	}						2
	XII - SOCCSKSARGEN	-	-	-	-	-	-	-
	XIII - Caraga	S	S	S	S	S	S	S
S96101	Spa activities	S	S	S	S	S	S	S
	Autonomous Region in Muslim Mindanao	-	-	-	-	-	-	-

S - Data suppressed

}

TABLE 3a Number of Establishments and Compensation of Paid Employees for Other Service Activities Establishments  
with Total Employment of 20 and Over by Region and Industry Sub-Class: Philippines, 2010

(Value in thousand pesos. Details may not add-up to total due to rounding and/or statistical disclosure control)

2009 PSIC Code	Region / Industry Description	Number of Establishments	Compensation			
			Total	Gross Salaries and Wages	Separation, Retirement/ Terminal Pay, Gratuities, etc.	Social Contributions Paid by Employers
PHILIPPINES		280	1,788,420	1,669,821	23,377	95,222
S95110	Repair of computers and peripheral equipment	8	288,311	265,801	11,178	11,332
S95120	Repair of communications equipment	3	35,734	33,731	6	1,997
S95210	Repair of consumer electronics	3	11,995	11,615	-	379
S95221	Repair and servicing of household appliances	16	82,522	75,026	1,740	5,756
S95290	Repair of personal and household goods, n.e.c.	S	S	S	S	S
S96101	Spa activities	52	214,351	199,555	2,242	12,554
S96103	Slendering and body building activities	22	143,996	134,175	-	9,822
S96104	Beauty treatment and personal grooming activities	4	61,191	58,722	138	2,330
S96105	Beauty parlor activities	133	378,119	354,488	1,629	22,002
S96106	Barber shop activities	S	S	S	S	S
S96210	Washing and dry cleaning of textile and fur products	17	341,431	322,350	1,034	18,046
S96300	Funeral and related activities	20	224,243	208,403	5,354	10,486
National Capital Region		197	1,259,778	1,175,520	12,710	71,548
S95110	Repair of computers and peripheral equipment	5	82,701	75,573	3,800	3,328
S95120	Repair of communications equipment	3	35,734	33,731	6	1,997
S95210	Repair of consumer electronics	S	S	S	S	S
S95221	Repair and servicing of household appliances	15	74,077	66,662	1,740	5,675
S95290	Repair of personal and household goods, n.e.c.	S	S	S	S	S
S96101	Spa activities	37	172,065	159,576	2,147	10,343
S96103	Slendering and body building activities	19	130,379	121,284	-	9,095
S96104	Beauty treatment and personal grooming activities	4	61,191	58,722	138	2,330
S96105	Beauty parlor activities	90	282,908	263,271	1,536	18,101
S96106	Barber shop activities	S	S	S	S	S
S96210	Washing and dry cleaning of textile and fur products	11	229,350	217,197	63	12,090
S96300	Funeral and related activities	10	181,338	170,185	3,225	7,928
I - Ilocos Region		5	9,287	8,752	-	535
S96105	Beauty parlor activities	S	S	S	S	S
S96300	Funeral and related activities	S	S	S	S	S

TABLE 3a Number of Establishments and Compensation of Paid Employees for Other Service Activities Establishments  
with Total Employment of 20 and Over by Region and Industry Sub-Class: Philippines, 2010 *(Continued)*

(Value in thousand pesos. Details may not add-up to total due to rounding and/or statistical disclosure control)

2009 PSIC Code	Region / Industry Description	Number of Establishments	Compensation			
			Total	Gross Salaries and Wages	Separation, Retirement/ Terminal Pay, Gratuities, etc.	Social Contributions Paid by Employers
		(1)	(2)	(3)	(4)	(5)
	II - Cagayan Valley	-	-	-	-	-
	III - Central Luzon	11	28,031	26,932	-	1,099
S95210	Repair of consumer electronics	S	S	S	S	S
S96105	Beauty parlor activities	S	S	S	S	S
	IVA - CALABARZON	31	175,035	165,891	998	8,145
S95110	Repair of computers and peripheral equipment	S	S	S	S	S
S95221	Repair and servicing of household appliances	S	S	S	S	S
S96101	Spa activities	3	9,034	8,653	-	382
S96105	Beauty parlor activities	19	39,178	37,911	-	1,267
S96210	Washing and dry cleaning of textile and fur products	5	109,516	102,814	971	5,731
S96300	Funeral and related activities	S	S	S	S	S
	IVB - MIMAROPA	-	-	-	-	-
	V - Bicol Region	S	S	S	S	S
S96300	Funeral and related activities	S	S	S	S	S
	VI - Western Visayas	8	26,431	23,930	989	1,512
S95210	Repair of consumer electronics	S	S	S	S	S
S96101	Spa activities	4	13,727	12,701	95	931
S96105	Beauty parlor activities	S	S	S	S	S
S96210	Washing and dry cleaning of textile and fur products	S	S	S	S	S
S96300	Funeral and related activities	S	S	S	S	S
	VII - Central Visayas	18	266,133	245,964	8,679	11,490
S95110	Repair of computers and peripheral equipment	S	S	S	S	S
S96101	Spa activities	3	7,286	6,734	-	553
S96103	Slendering and body building activities	S	S	S	S	S

TABLE 3a Number of Establishments and Compensation of Paid Employees for Other Service Activities Establishments  
with Total Employment of 20 and Over by Region and Industry Sub-Class: Philippines, 2010 (Concluded)

(Value in thousand pesos. Details may not add-up to total due to rounding and/or statistical disclosure control)

2009 PSIC Code	Region / Industry Description	Number of Establishments	Compensation				
			Total	Gross Salaries and Wages	Separation, Retirement/ Terminal Pay, Gratuities, etc.	Social Contributions Paid by Employers	
							(1)
S96105	Beauty parlor activities	6	15,689	14,737	93	859	
S96300	Funeral and related activities	5	30,898	27,922	1,236	1,740	
	VIII - Eastern Visayas	S	S	S	S	S	
S96105	Beauty parlor activities	S	S	S	S	S	
	IX - Zamboanga Peninsula	-	-	-	-	-	
	X - Northern Mindanao	S	S	S	S	S	
S96101	Spa activities	S	S	S	S	S	
	XI - Davao Region	5	13,026	12,678	-	349	
S96101	Spa activities	}					
S96103	Slendering and body building activities	}	5	13,026	12,678	-	349
S96105	Beauty parlor activities	}					
	XII - SOCCSKSARGEN	-	-	-	-	-	
	XIII - Caraga	S	S	S	S	S	
S96101	Spa activities	S	S	S	S	S	
	Autonomous Region in Muslim Mindanao	-	-	-	-	-	

S - Data suppressed

} - Data combined

TABLE 4a Number of Establishments and Revenue by Type for Other Service Activities Establishments with Total Employment of 20 and Over  
by Region and Industry Sub-Class: Philippines, 2010

(Value in thousand pesos. Details may not add-up to total due to rounding and/or statistical disclosure control)

2009 PSIC Code	Region / Industry Description	Number of Establishments	Revenue					
			Total	Revenue from Main Activity	Interest Income	Value of Non- Industrial Services Done for Others	Dividend Income	Commissions and Fees Earned
		(1)	(2)	(3)	(4)	(5)	(6)	(7)
PHILIPPINES		280	6,975,662	6,803,914	14,734	18,899	19	35,896
S95110	Repair of computers and peripheral equipment	8	802,892	798,544	447	-	1	-
S95120	Repair of communications equipment	3	160,453	155,519	-	3,972	-	-
S95210	Repair of consumer electronics	3	35,043	33,548	-	-	-	-
S95221	Repair and servicing of household appliances	16	214,495	214,411	-	-	-	-
S95290	Repair of personal and household goods, n.e.c.	S	S	S	S	S	S	S
S96101	Spa activities	52	617,848	614,338	19	164	-	813
S96103	Slendering and body building activities	22	841,146	794,079	12	915	-	-
S96104	Beauty treatment and personal grooming activities	4	288,741	288,366	288	-	3	-
S96105	Beauty parlor activities	133	1,124,983	1,112,531	284	-	-	-
S96106	Barber shop activities	S	S	S	S	S	S	S
S96210	Washing and dry cleaning of textile and fur products	17	1,518,204	1,517,396	177	-	-	369
S96300	Funeral and related activities	20	1,345,466	1,248,792	13,506	13,849	15	34,714
National Capital Region		197	5,093,091	4,953,108	13,764	4,609	11	34,714
S95110	Repair of computers and peripheral equipment	5	150,362	146,239	223	-	1	-
S95120	Repair of communications equipment	3	160,453	155,519	-	3,972	-	-
S95210	Repair of consumer electronics	S	S	S	S	S	S	S
S95221	Repair and servicing of household appliances	15	198,078	197,994	-	-	-	-
S95290	Repair of personal and household goods, n.e.c.	S	S	S	S	S	S	S
S96101	Spa activities	37	495,240	495,240	-	-	-	-
S96103	Slendering and body building activities	19	773,804	731,537	9	637	-	-
S96104	Beauty treatment and personal grooming activities	4	288,741	288,366	288	-	3	-
S96105	Beauty parlor activities	90	863,542	852,392	250	-	-	-
S96106	Barber shop activities	S	S	S	S	S	S	S
S96210	Washing and dry cleaning of textile and fur products	11	1,037,594	1,037,314	90	-	-	-
S96300	Funeral and related activities	10	1,088,207	1,012,933	12,904	-	7	34,714
I - Ilocos Region		5	48,693	44,949	-	-	-	-
S96105	Beauty parlor activities	S	S	S	S	S	S	S
S96300	Funeral and related activities	S	S	S	S	S	S	S

TABLE 4a Number of Establishments and Revenue by Type for Other Service Activities Establishments with Total Employment of 20 and Over  
by Region and Industry Sub-Class: Philippines, 2010 (Continued)

(Value in thousand pesos. Details may not add-up to total due to rounding and/or statistical disclosure control)

2009 PSIC Code	Region / Industry Description	Number of Establishments	Revenue					
			Total	Revenue from Main Activity	Interest Income	Value of Non- Industrial Services Done for Others	Dividend Income	Commissions and Fees Earned
		(1)	(2)	(3)	(4)	(5)	(6)	(7)
	II - Cagayan Valley	-	-	-	-	-	-	-
	III - Central Luzon	11	78,493	78,493	-	-	-	-
S95210	Repair of consumer electronics	S	S	S	S	S	S	S
S96105	Beauty parlor activities	S	S	S	S	S	S	S
	IVA - CALABARZON	31	664,707	661,357	122	873	-	369
S95110	Repair of computers and peripheral equipment	S	S	S	S	S	S	S
S95221	Repair and servicing of household appliances	S	S	S	S	S	S	S
S96101	Spa activities	3	33,621	32,699	-	-	-	-
S96105	Beauty parlor activities	19	110,642	109,618	32	-	-	-
S96210	Washing and dry cleaning of textile and fur products	5	468,010	467,482	87	-	-	369
S96300	Funeral and related activities	S	S	S	S	S	S	S
	IVB - MIMAROPA	-	-	-	-	-	-	-
	V - Bicol Region	S	S	S	S	S	S	S
S96300	Funeral and related activities	S	S	S	S	S	S	S
	VI - Western Visayas	8	87,770	85,346	19	-	-	813
S95210	Repair of consumer electronics	S	S	S	S	S	S	S
S96101	Spa activities	4	45,989	43,565	19	-	-	813
S96105	Beauty parlor activities	S	S	S	S	S	S	S
S96210	Washing and dry cleaning of textile and fur products	S	S	S	S	S	S	S
S96300	Funeral and related activities	S	S	S	S	S	S	S
	VII - Central Visayas	18	941,715	920,360	618	13,011	8	-
S95110	Repair of computers and peripheral equipment	S	S	S	S	S	S	S
S96101	Spa activities	3	15,050	15,050	-	-	-	-
S96103	Slendering and body building activities	S	S	S	S	S	S	S
S96105	Beauty parlor activities	6	41,926	41,923	3	-	-	-
S96300	Funeral and related activities	5	192,541	176,212	391	12,734	8	-

TABLE 4a Number of Establishments and Revenue by Type for Other Service Activities Establishments with Total Employment of 20 and Over  
by Region and Industry Sub-Class: Philippines, 2010 (Continued)

(Value in thousand pesos. Details may not add-up to total due to rounding and/or statistical disclosure control)

2009 PSIC Code	Region / Industry Description	Number of Establishments	Revenue					
			Total	Revenue from Main Activity	Interest Income	Value of Non- Industrial Services Done for Others	Dividend Income	Commissions and Fees Earned
		(1)	(2)	(3)	(4)	(5)	(6)	(7)
	VIII - Eastern Visayas	S	S	S	S	S	S	S
S96105	Beauty parlor activities	S	S	S	S	S	S	S
	IX - Zamboanga Peninsula	-	-	-	-	-	-	-
	X - Northern Mindanao	S	S	S	S	S	S	S
S96101	Spa activities	S	S	S	S	S	S	S
	XI - Davao Region	5	32,199	31,760	-	164	-	-
S96101	Spa activities	}						
S96103	Slendering and body building activities	}	5	32,199	31,760	-	164	-
S96105	Beauty parlor activities	}						
	XII - SOCCSKSARGEN	-	-	-	-	-	-	-
	XIII - Caraga	S	S	S	S	S	S	S
S96101	Spa activities	S	S	S	S	S	S	S
	Autonomous Region in Muslim Mindanao	-	-	-	-	-	-	-

2009 PSIC Code	Industry Description	Revenue						
		Delivery Charges Separately Invoiced to Customers	Service Charges	Value of Goods for Resale	Royalty Income	Franchise Income	Foreign Exchange Gains	Other Income
		(8)	(9)	(10)	(11)	(12)	(13)	(14)
	PHILIPPINES	-	-	49,386	-	-	4,368	48,446
S95110	Repair of computers and peripheral equipment	-	-	-	-	-	3,900	-
S95120	Repair of communications equipment	-	-	962	-	-	-	-
S95210	Repair of consumer electronics	-	-	-	-	-	-	1,495



TABLE 4a Number of Establishments and Revenue by Type for Other Service Activities Establishments with Total Employment of 20 and Over by Region and Industry Sub-Class: Philippines, 2010 (Continued)

(Value in thousand pesos. Details may not add-up to total due to rounding and/or statistical disclosure control)

2009 PSIC Code	Region / Industry Description	Revenue						
		Delivery Charges Separately Invoiced to Customers	Service Charges	Value of Goods for Resale	Royalty Income	Franchise Income	Foreign Exchange Gains	Other Income
		(8)	(9)	(10)	(11)	(12)	(13)	(14)
S95221	Repair and servicing of household appliances	-	-	-	-	-	-	84
S95290	Repair of personal and household goods, n.e.c.	S	S	S	S	S	S	S
S96101	Spa activities	-	-	-	-	-	-	2,514
S96103	Slendering and body building activities	-	-	36,596	-	-	-	9,545
S96104	Beauty treatment and personal grooming activities	-	-	-	-	-	-	83
S96105	Beauty parlor activities	-	-	11,827	-	-	-	341
S96106	Barber shop activities	S	S	S	S	S	S	S
S96210	Washing and dry cleaning of textile and fur products	-	-	-	-	-	5	257
S96300	Funeral and related activities	-	-	-	-	-	464	34,126
	National Capital Region	-	-	48,018	-	-	4,364	34,503
S95110	Repair of computers and peripheral equipment	-	-	-	-	-	3,900	-
S95120	Repair of communications equipment	-	-	962	-	-	-	-
S95210	Repair of consumer electronics	S	S	S	S	S	S	S
S95221	Repair and servicing of household appliances	-	-	-	-	-	-	84
S95290	Repair of personal and household goods, n.e.c.	S	S	S	S	S	S	S
S96101	Spa activities	-	-	-	-	-	-	-
S96103	Slendering and body building activities	-	-	36,496	-	-	-	5,124
S96104	Beauty treatment and personal grooming activities	-	-	-	-	-	-	83
S96105	Beauty parlor activities	-	-	10,560	-	-	-	341
S96106	Barber shop activities	S	S	S	S	S	S	S
S96210	Washing and dry cleaning of textile and fur products	-	-	-	-	-	-	191
S96300	Funeral and related activities	-	-	-	-	-	464	27,185
	I - Ilocos Region	-	-	-	-	-	-	3,744
S96105	Beauty parlor activities	S	S	S	S	S	S	S
S96300	Funeral and related activities	S	S	S	S	S	S	S
	II - Cagayan Valley	-	-	-	-	-	-	-
	III - Central Luzon	-	-	-	-	-	-	-
S95210	Repair of consumer electronics	S	S	S	S	S	S	S
S96105	Beauty parlor activities	S	S	S	S	S	S	S

TABLE 4a Number of Establishments and Revenue by Type for Other Service Activities Establishments with Total Employment of 20 and Over  
by Region and Industry Sub-Class: Philippines, 2010 (Continued)

(Value in thousand pesos. Details may not add-up to total due to rounding and/or statistical disclosure control)

2009 PSIC Code	Region / Industry Description	Revenue						
		Delivery Charges Separately Invoiced to Customers	Service Charges	Value of Goods for Resale	Royalty Income	Franchise Income	Foreign Exchange Gains	Other Income
		(8)	(9)	(10)	(11)	(12)	(13)	(14)
	IVA - CALABARZON	-	-	992	-	-	5	988
S95110	Repair of computers and peripheral equipment	S	S	S	S	S	S	S
S95221	Repair and servicing of household appliances	S	S	S	S	S	S	S
S96101	Spa activities	-	-	-	-	-	-	922
S96105	Beauty parlor activities	-	-	992	-	-	-	-
S96210	Washing and dry cleaning of textile and fur products	-	-	-	-	-	5	67
S96300	Funeral and related activities	S	S	S	S	S	S	S
	IVB - MIMAROPA	-	-	-	-	-	-	-
	V - Bicol Region	S	S	S	S	S	S	S
S96300	Funeral and related activities	S	S	S	S	S	S	S
	VI - Western Visayas	-	-	-	-	-	-	1,592
S95210	Repair of consumer electronics	S	S	S	S	S	S	S
S96101	Spa activities	-	-	-	-	-	-	1,592
S96105	Beauty parlor activities	S	S	S	S	S	S	S
S96210	Washing and dry cleaning of textile and fur products	S	S	S	S	S	S	S
S96300	Funeral and related activities	S	S	S	S	S	S	S
	VII - Central Visayas	-	-	100	-	-	-	7,618
S95110	Repair of computers and peripheral equipment	S	S	S	S	S	S	S
S96101	Spa activities	-	-	-	-	-	-	-
S96103	Slendering and body building activities	S	S	S	S	S	S	S
S96105	Beauty parlor activities	-	-	-	-	-	-	-
S96300	Funeral and related activities	-	-	-	-	-	-	3,197
	VIII - Eastern Visayas	S	S	S	S	S	S	S
S96105	Beauty parlor activities	S	S	S	S	S	S	S
	IX - Zamboanga Peninsula	-	-	-	-	-	-	-

TABLE 4a Number of Establishments and Revenue by Type for Other Service Activities Establishments with Total Employment of 20 and Over  
by Region and Industry Sub-Class: Philippines, 2010 (Continued)

(Value in thousand pesos. Details may not add-up to total due to rounding and/or statistical disclosure control)

2009 PSIC Code	Region / Industry Description	Revenue						
		Delivery Charges Separately Invoiced to Customers	Service Charges	Value of Goods for Resale	Royalty Income	Franchise Income	Foreign Exchange Gains	Other Income
		(8)	(9)	(10)	(11)	(12)	(13)	(14)
	IVA - CALABARZON	-	-	992	-	-	5	988
S95110	Repair of computers and peripheral equipment	S	S	S	S	S	S	S
S95221	Repair and servicing of household appliances	S	S	S	S	S	S	S
S96101	Spa activities	-	-	-	-	-	-	922
S96105	Beauty parlor activities	-	-	992	-	-	-	-
S96210	Washing and dry cleaning of textile and fur products	-	-	-	-	-	5	67
S96300	Funeral and related activities	S	S	S	S	S	S	S
	IVB - MIMAROPA	-	-	-	-	-	-	-
	V - Bicol Region	S	S	S	S	S	S	S
S96300	Funeral and related activities	S	S	S	S	S	S	S
	VI - Western Visayas	-	-	-	-	-	-	1,592
S95210	Repair of consumer electronics	S	S	S	S	S	S	S
S96101	Spa activities	-	-	-	-	-	-	1,592
S96105	Beauty parlor activities	S	S	S	S	S	S	S
S96210	Washing and dry cleaning of textile and fur products	S	S	S	S	S	S	S
S96300	Funeral and related activities	S	S	S	S	S	S	S
	VII - Central Visayas	-	-	100	-	-	-	7,618
S95110	Repair of computers and peripheral equipment	S	S	S	S	S	S	S
S96101	Spa activities	-	-	-	-	-	-	-
S96103	Slendering and body building activities	S	S	S	S	S	S	S
S96105	Beauty parlor activities	-	-	-	-	-	-	-
S96300	Funeral and related activities	-	-	-	-	-	-	3,197
	VIII - Eastern Visayas	S	S	S	S	S	S	S
S96105	Beauty parlor activities	S	S	S	S	S	S	S
	IX - Zamboanga Peninsula	-	-	-	-	-	-	-

TABLE 4a Number of Establishments and Revenue by Type for Other Service Activities Establishments with Total Employment of 20 and Over  
by Region and Industry Sub-Class: Philippines, 2010 *(Concluded)*

(Value in thousand pesos. Details may not add-up to total due to rounding and/or statistical disclosure control)

2009 PSIC Code	Region / Industry Description	Revenue						
		Delivery Charges Separately Invoiced to Customers	Service Charges	Value of Goods for Resale	Royalty Income	Franchise Income	Foreign Exchange Gains	Other Income
		(8)	(9)	(10)	(11)	(12)	(13)	(14)
	X - Northern Mindanao	S	S	S	S	S	S	S
S96101	Spa activities	S	S	S	S	S	S	S
	XI - Davao Region	-	-	275	-	-	-	-
S96101	Spa activities	}	-	275	-	-	-	-
S96103	Slendering and body building activities							
S96105	Beauty parlor activities							
	XII - SOCCSKSARGEN							
	XIII - Caraga	S	S	S	S	S	S	S
S96101	Spa activities	S	S	S	S	S	S	S
	Autonomous Region in Muslim Mindanao	-	-	-	-	-	-	-

S - Data suppressed

} - Data combined

TABLE 4a.1 Number of Establishments and Revenue from Main Activity by Type of Transaction for Other Service Activities Establishments with Total Employment of 20 and Over by Region and Industry Sub-Class: Philippines, 2010

(Value in thousand pesos. Details may not add-up to total due to rounding and/or statistical disclosure control)

2009 PSIC Code	Region / Industry Description	Number of Establishments	Revenue from Main Activity		
			Total	Transactions Within the Country	Transactions Outside the Country
		(1)	(2)	(3)	(4)
PHILIPPINES		280	6,803,914	6,705,436	98,478
S95110	Repair of computers and peripheral equipment	8	798,544	791,478	7,066
S95120	Repair of communications equipment	3	155,519	155,519	-
S95210	Repair of consumer electronics	3	33,548	33,548	-
S95221	Repair and servicing of household appliances	16	214,411	214,411	-
S95290	Repair of personal and household goods, n.e.c.	S	S	S	S
S96101	Spa activities	52	614,338	614,338	-
S96103	Slendering and body building activities	22	794,079	794,079	-
S96104	Beauty treatment and personal grooming activities	4	288,366	288,366	-
S96105	Beauty parlor activities	133	1,112,531	1,112,531	-
S96106	Barber shop activities	S	S	S	S
S96210	Washing and dry cleaning of textile and fur products	17	1,517,396	1,425,985	91,412
S96300	Funeral and related activities	20	1,248,792	1,248,792	-
National Capital Region		197	4,953,108	4,953,108	-
S95110	Repair of computers and peripheral equipment	5	146,239	146,239	-
S95120	Repair of communications equipment	3	155,519	155,519	-
S95210	Repair of consumer electronics	S	S	S	S
S95221	Repair and servicing of household appliances	15	197,994	197,994	-
S95290	Repair of personal and household goods, n.e.c.	S	S	S	S
S96101	Spa activities	37	495,240	495,240	-
S96103	Slendering and body building activities	19	731,537	731,537	-
S96104	Beauty treatment and personal grooming activities	4	288,366	288,366	-
S96105	Beauty parlor activities	90	852,392	852,392	-
S96106	Barber shop activities	S	S	S	S
S96210	Washing and dry cleaning of textile and fur products	11	1,037,314	1,037,314	-
S96300	Funeral and related activities	10	1,012,933	1,012,933	-
I - Ilocos Region		5	44,949	44,949	-
S96105	Beauty parlor activities	S	S	S	S
S96300	Funeral and related activities	S	S	S	S

TABLE 4a.1 Number of Establishments and Revenue from Main Activity by Type of Transaction for Other Service Activities Establishments with Total Employment of 20 and Over by Region and Industry Sub-Class: Philippines, 2010 *(Continued)*

(Value in thousand pesos. Details may not add-up to total due to rounding and/or statistical disclosure control)

2009 PSIC Code	Region / Industry Description	Number of Establishments	Revenue from Main Activity		
			Total	Transactions Within the Country	Transactions Outside the Country
		(1)	(2)	(3)	(4)
	II - Cagayan Valley	-	-	-	-
	III - Central Luzon	11	78,493	78,493	-
S95210	Repair of consumer electronics	S	S	S	S
S96105	Beauty parlor activities	S	S	S	S
	IVA - CALABARZON	31	661,357	569,946	91,412
S95110	Repair of computers and peripheral equipment	S	S	S	S
S95221	Repair and servicing of household appliances	S	S	S	S
S96101	Spa activities	3	32,699	32,699	-
S96105	Beauty parlor activities	19	109,618	109,618	-
S96210	Washing and dry cleaning of textile and fur products	5	467,482	376,071	91,412
S96300	Funeral and related activities	S	S	S	S
	IVB - MIMAROPA	-	-	-	-
	V - Bicol Region	S	S	S	S
S96300	Funeral and related activities	S	S	S	S
	VI - Western Visayas	8	85,346	85,346	-
S95210	Repair of consumer electronics	S	S	S	S
S96101	Spa activities	4	43,565	43,565	-
S96105	Beauty parlor activities	S	S	S	S
S96210	Washing and dry cleaning of textile and fur products	S	S	S	S
S96300	Funeral and related activities	S	S	S	S
	VII - Central Visayas	18	920,360	913,293	7,066
S95110	Repair of computers and peripheral equipment	S	S	S	S
S96101	Spa activities	3	15,050	15,050	-
S96103	Slendering and body building activities	S	S	S	S
S96105	Beauty parlor activities	6	41,923	41,923	-
S96300	Funeral and related activities	5	176,212	176,212	-
	VIII - Eastern Visayas	S	S	S	S

TABLE 4a.1 Number of Establishments and Revenue from Main Activity by Type of Transaction for Other Service Activities Establishments with Total Employment of 20 and Over by Region and Industry Sub-Class: Philippines, 2010 (*Concluded*)

(Value in thousand pesos. Details may not add-up to total due to rounding and/or statistical disclosure control)

2009 PSIC Code	Region / Industry Description	Number of Establishments	Revenue from Main Activity		
			Total	Transactions Within the Country	Transactions Outside the Country
		(1)	(2)	(3)	(4)
S96105	Beauty parlor activities	S	S	S	S
	IX - Zamboanga Peninsula	-	-	-	-
	X - Northern Mindanao	S	S	S	S
S96101	Spa activities	S	S	S	S
	XI - Davao Region	5	31,760	31,760	-
S96101	Spa activities	}			
S96103	Slendering and body building activities	}	5	31,760	31,760
S96105	Beauty parlor activities	}			-
	XII - SOCCSKSARGEN	-	-	-	-
	XIII - Caraga	S	S	S	S
S96101	Spa activities	S	S	S	S
	Autonomous Region in Muslim Mindanao	-	-	-	-

S - Data suppressed

} - Data combined

TABLE 4a.2 Number of Establishments and Non-Industrial Services Done for Others by Other Service Activities Establishments  
with Total Employment of 20 and Over by Region and Industry Sub-Class: Philippines, 2010

(Value in thousand pesos. Details may not add-up to total due to rounding and/or statistical disclosure control)

2009 PSIC Code	Region / Industry Description	Number of Establishments	Value of Non-Industrial Services Done for Others				
			Total	Rent Income from Land	Rental Income from Building and Structures	Other Rental Income	Other Non- Industrial Services Done for Others
		(1)	(2)	(3)	(4)	(5)	(6)
PHILIPPINES		280	18,899	1,157	11,566	5,131	1,045
S95110	Repair of computers and peripheral equipment	8	-	-	-	-	-
S95120	Repair of communications equipment	3	3,972	-	-	3,972	-
S95210	Repair of consumer electronics	3	-	-	-	-	-
S95221	Repair and servicing of household appliances	16	-	-	-	-	-
S95290	Repair of personal and household goods, n.e.c.	S	S	S	S	S	S
S96101	Spa activities	52	164	164	-	-	-
S96103	Slendering and body building activities	22	915	-	-	915	-
S96104	Beauty treatment and personal grooming activities	4	-	-	-	-	-
S96105	Beauty parlor activities	133	-	-	-	-	-
S96106	Barber shop activities	S	S	S	S	S	S
S96210	Washing and dry cleaning of textile and fur products	17	-	-	-	-	-
S96300	Funeral and related activities	20	13,849	993	11,566	245	1,045
National Capital Region		197	4,609	-	-	4,609	-
S95110	Repair of computers and peripheral equipment	5	-	-	-	-	-
S95120	Repair of communications equipment	3	3,972	-	-	3,972	-
S95210	Repair of consumer electronics	S	S	S	S	S	S
S95221	Repair and servicing of household appliances	15	-	-	-	-	-
S95290	Repair of personal and household goods, n.e.c.	S	S	S	S	S	S
S96101	Spa activities	37	-	-	-	-	-
S96103	Slendering and body building activities	19	637	-	-	637	-
S96104	Beauty treatment and personal grooming activities	4	-	-	-	-	-
S96105	Beauty parlor activities	90	-	-	-	-	-
S96106	Barber shop activities	S	S	S	S	S	S
S96210	Washing and dry cleaning of textile and fur products	11	-	-	-	-	-
S96300	Funeral and related activities	10	-	-	-	-	-
I - Ilocos Region		5	-	-	-	-	-
S96105	Beauty parlor activities	S	S	S	S	S	S
S96300	Funeral and related activities	S	S	S	S	S	S



TABLE 4a.2 Number of Establishments and Non-Industrial Services Done for Others by Other Service Activities Establishments with Total Employment of 20 and Over by Region and Industry Sub-Class: Philippines, 2010 *(Continued)*

(Value in thousand pesos. Details may not add-up to total due to rounding and/or statistical disclosure control)

2009 PSIC Code	Region / Industry Description	Number of Establishments	Value of Non-Industrial Services Done for Others				
			Total	Rent Income from Land	Rental Income from Building and Structures	Other Rental Income	Other Non- Industrial Services Done for Others
		(1)	(2)	(3)	(4)	(5)	(6)
	II - Cagayan Valley	-	-	-	-	-	-
	III - Central Luzon	11	-	-	-	-	-
S95210	Repair of consumer electronics	S	S	S	S	S	S
S96105	Beauty parlor activities	S	S	S	S	S	S
	IVA - CALABARZON	31	873	873	-	-	-
S95110	Repair of computers and peripheral equipment	S	S	S	S	S	S
S95221	Repair and servicing of household appliances	S	S	S	S	S	S
S96101	Spa activities	3	-	-	-	-	-
S96105	Beauty parlor activities	19	-	-	-	-	-
S96210	Washing and dry cleaning of textile and fur products	5	-	-	-	-	-
S96300	Funeral and related activities	S	S	S	S	S	S
	IVB - MIMAROPA	-	-	-	-	-	-
	V - Bicol Region	S	S	S	S	S	S
S96300	Funeral and related activities	S	S	S	S	S	S
	VI - Western Visayas	8	-	-	-	-	-
S95210	Repair of consumer electronics	S	S	S	S	S	S
S96101	Spa activities	4	-	-	-	-	-
S96105	Beauty parlor activities	S	S	S	S	S	S
S96210	Washing and dry cleaning of textile and fur products	S	S	S	S	S	S
S96300	Funeral and related activities	S	S	S	S	S	S
	VII - Central Visayas	18	13,011	-	11,444	522	1,045
S95110	Repair of computers and peripheral equipment	S	S	S	S	S	S
S96101	Spa activities	3	-	-	-	-	-

TABLE 4a.2 Number of Establishments and Non-Industrial Services Done for Others by Other Service Activities Establishments with Total Employment of 20 and Over by Region and Industry Sub-Class: Philippines, 2010 (Concluded)

(Value in thousand pesos. Details may not add-up to total due to rounding and/or statistical disclosure control)

2009 PSIC Code	Region / Industry Description	Number of Establishments	Value of Non-Industrial Services Done for Others				
			Total	Rent Income from Land	Rental Income from Building and Structures	Other Rental Income	Other Non- Industrial Services Done for Others
		(1)	(2)	(3)	(4)	(5)	(6)
S96103	Slendering and body building activities	S	S	S	S	S	S
S96105	Beauty parlor activities	6	-	-	-	-	-
S96300	Funeral and related activities	5	12,734	-	11,444	245	1,045
	VIII - Eastern Visayas	S	S	S	S	S	S
S96105	Beauty parlor activities	S	S	S	S	S	S
	IX - Zamboanga Peninsula	-	-	-	-	-	-
	X - Northern Mindanao	S	S	S	S	S	S
S96101	Spa activities	S	S	S	S	S	S
	XI - Davao Region	5	164	164	-	-	-
S96101	Spa activities	}					
S96103	Slendering and body building activities	}	5	164	164	-	-
S96105	Beauty parlor activities	}					
	XII - SOCCSKSARGEN	-	-	-	-	-	-
	XIII - Caraga	S	S	S	S	S	S
S96101	Spa activities	S	S	S	S	S	S
	Autonomous Region in Muslim Mindanao	-	-	-	-	-	-

S - Data suppressed

} - Data combined

TABLE 5a Number of Establishments and Cost by Type for Other Service Activities Establishments with Total Employment of 20 and Over  
by Region and Industry Sub-Class: Philippines, 2010

(Value in thousand pesos. Details may not add-up to total due to rounding and/or statistical disclosure control)

2009 PSIC Code	Region / Industry Description	Number of Establishments	Cost			
			Total	Materials and Supplies Purchased	Fuels, Lubricants, Oils and Greases Purchased	Electricity and Water Purchased
			(1)	(2)	(3)	(4)
PHILIPPINES		280	4,610,985	1,754,543	125,526	381,853
S95110	Repair of computers and peripheral equipment	8	466,418	95,724	3,059	47,424
S95120	Repair of communications equipment	3	119,403	61,445	904	5,150
S95210	Repair of consumer electronics	3	21,868	14,717	730	775
S95221	Repair and servicing of household appliances	16	106,116	29,074	6,899	6,031
S95290	Repair of personal and household goods, n.e.c.	S	S	S	S	S
S96101	Spa activities	52	433,091	106,968	6,044	64,882
S96103	Slendering and body building activities	22	541,347	65,090	4,184	73,468
S96104	Beauty treatment and personal grooming activities	4	125,415	41,004	150	5,504
S96105	Beauty parlor activities	133	662,218	378,312	3,942	34,450
S96106	Barber shop activities	S	S	S	S	S
S96210	Washing and dry cleaning of textile and fur products	17	1,042,969	484,275	49,546	80,763
S96300	Funeral and related activities	20	1,070,484	466,292	50,068	62,082
National Capital Region		197	3,364,215	1,336,893	84,157	266,543
S95110	Repair of computers and peripheral equipment	5	59,137	38,976	2,087	965
S95120	Repair of communications equipment	3	119,403	61,445	904	5,150
S95210	Repair of consumer electronics	S	S	S	S	S
S95221	Repair and servicing of household appliances	15	99,219	28,552	6,899	5,543
S95290	Repair of personal and household goods, n.e.c.	S	S	S	S	S
S96101	Spa activities	37	362,721	80,936	5,571	57,391
S96103	Slendering and body building activities	19	496,903	61,744	3,909	68,193
S96104	Beauty treatment and personal grooming activities	4	125,415	41,004	150	5,504
S96105	Beauty parlor activities	90	506,298	277,838	3,331	27,701
S96106	Barber shop activities	S	S	S	S	S
S96210	Washing and dry cleaning of textile and fur products	11	705,441	370,227	23,041	43,850
S96300	Funeral and related activities	10	857,964	355,609	38,130	50,689
I - Ilocos Region		5	39,002	35,426	258	327
S96105	Beauty parlor activities	S	S	S	S	S
S96300	Funeral and related activities	S	S	S	S	S
II - Cagayan Valley		-	-	-	-	-
III - Central Luzon		11	49,017	37,561	508	684
S95210	Repair of consumer electronics	S	S	S	S	S
S96105	Beauty parlor activities	S	S	S	S	S
IVA - CALABARZON		31	453,599	183,559	24,230	43,765

TABLE 5a Number of Establishments and Cost by Type for Other Service Activities Establishments with Total Employment of 20 and Over  
by Region and Industry Sub-Class: Philippines, 2010 (Continued)

(Value in thousand pesos. Details may not add-up to total due to rounding and/or statistical disclosure control)

2009 PSIC Code	Region / Industry Description	Number of Establishments	Cost			
			Total	Materials and Supplies Purchased	Fuels, Lubricants, Oils and Greases Purchased	Electricity and Water Purchased
			(1)	(2)	(3)	(4)
S95110	Repair of computers and peripheral equipment	S	S	S	S	S
S95221	Repair and servicing of household appliances	S	S	S	S	S
S96101	Spa activities	3	24,858	17,966	-	2,427
S96105	Beauty parlor activities	19	69,365	44,618	209	3,393
S96210	Washing and dry cleaning of textile and fur products	5	329,465	111,831	23,106	36,150
S96300	Funeral and related activities	S	S	S	S	S
IVB - MIMAROPA		-	-	-	-	-
V - Bicol Region		S	S	S	S	S
S96300	Funeral and related activities	S	S	S	S	S
VI - Western Visayas		8	49,115	13,569	4,707	3,868
S95210	Repair of consumer electronics	S	S	S	S	S
S96101	Spa activities	4	25,509	5,204	327	2,486
S96105	Beauty parlor activities	S	S	S	S	S
S96210	Washing and dry cleaning of textile and fur products	S	S	S	S	S
S96300	Funeral and related activities	S	S	S	S	S
VII - Central Visayas		18	626,829	138,604	9,556	63,560
S95110	Repair of computers and peripheral equipment	S	S	S	S	S
S96101	Spa activities	3	6,805	909	96	801
S96103	Slendering and body building activities	S	S	S	S	S
S96105	Beauty parlor activities	6	21,153	4,807	51	2,321
S96300	Funeral and related activities	5	164,318	77,849	8,444	9,702
VIII - Eastern Visayas		S	S	S	S	S
S96105	Beauty parlor activities	S	S	S	S	S
IX - Zamboanga Peninsula		-	-	-	-	-
X - Northern Mindanao		S	S	S	S	S
S96101	Spa activities	S	S	S	S	S
XI - Davao Region		5	16,933	5,929	72	1,264

TABLE 5a Number of Establishments and Cost by Type for Other Service Activities Establishments with Total Employment of 20 and Over  
by Region and Industry Sub-Class: Philippines, 2010 (Continued)

(Value in thousand pesos. Details may not add-up to total due to rounding and/or statistical disclosure control)

2009 PSIC Code	Region / Industry Description	Number of Establishments	Cost			
			Total	Materials and Supplies Purchased	Fuels, Lubricants, Oils and Greases Purchased	Electricity and Water Purchased
		(1)	(2)	(3)	(4)	(5)

S96101	Spa activities	}					
S96103	Slendering and body building activities	}	5	16,933	5,929	72	1,264
S96105	Beauty parlor activities	}					

XII - SOCCSKSARGEN

- - - - -

XIII - Caraga

S S S S S

S96101	Spa activities		S	S	S	S	S
--------	----------------	--	---	---	---	---	---

Autonomous Region in Muslim Mindanao

- - - - -

2009 PSIC Code	Region / Industry Description	Cost				
		Industrial Services Done by Others	Non-Industrial Services Done by Others	Interest Expense	Goods Purchased for Resale	Taxes on Product and Production
		(6)	(7)	(8)	(9)	(10)

**PHILIPPINES**

**156,566 1,544,714 48,496 39,486 100,919**

S95110	Repair of computers and peripheral equipment	27,788	227,852	-	-	3,173
S95120	Repair of communications equipment	740	37,382	217	901	962
S95210	Repair of consumer electronics	500	3,710	-	-	138
S95221	Repair and servicing of household appliances	2,353	49,875	3,602	-	4,467
S95290	Repair of personal and household goods, n.e.c.	S	S	S	S	S
S96101	Spa activities	6,957	161,116	9,808	-	19,506
S96103	Slendering and body building activities	21,491	226,104	15,825	30,552	6,455
S96104	Beauty treatment and personal grooming activities	-	59,272	48	-	2,479
S96105	Beauty parlor activities	3,522	193,687	2,143	8,033	8,761
S96106	Barber shop activities	S	S	S	S	S
S96210	Washing and dry cleaning of textile and fur products	63,875	289,060	3,883	-	7,863
S96300	Funeral and related activities	29,193	289,937	12,969	-	46,912

National Capital Region

115,626 1,088,035 42,147 38,478 87,949

S95110	Repair of computers and peripheral equipment	577	13,855	-	-	1,082
S95120	Repair of communications equipment	740	37,382	217	901	962

TABLE 5a Number of Establishments and Cost by Type for Other Service Activities Establishments with Total Employment of 20 and Over by Region and Industry Sub-Class: Philippines, 2010 (Continued)

(Value in thousand pesos. Details may not add-up to total due to rounding and/or statistical disclosure control)

2009 PSIC Code	Region / Industry Description	Cost				
		Industrial Services Done by Others	Non-Industrial Services Done by Others	Interest Expense	Goods Purchased for Resale	Taxes on Product and Production
		(6)	(7)	(8)	(9)	(10)
S95210	Repair of consumer electronics	S	S	S	S	S
S95221	Repair and servicing of household appliances	2,167	44,367	3,570	-	4,333
S95290	Repair of personal and household goods, n.e.c.	S	S	S	S	S
S96101	Spa activities	6,120	140,620	8,947	-	17,783
S96103	Slendering and body building activities	18,735	205,216	15,825	30,472	5,966
S96104	Beauty treatment and personal grooming activities	-	59,272	48	-	2,479
S96105	Beauty parlor activities	3,242	162,291	1,163	7,105	6,392
S96106	Barber shop activities	S	S	S	S	S
S96210	Washing and dry cleaning of textile and fur products	61,790	160,806	3,883	-	6,816
S96300	Funeral and related activities	22,107	257,188	8,494	-	41,906
	I - Ilocos Region	1	1,492	-	-	389
S96105	Beauty parlor activities	S	S	S	S	S
S96300	Funeral and related activities	S	S	S	S	S
	II - Cagayan Valley	-	-	-	-	-
	III - Central Luzon	500	6,825	-	-	461
S95210	Repair of consumer electronics	S	S	S	S	S
S96105	Beauty parlor activities	S	S	S	S	S
	IVA - CALABARZON	2,134	160,351	468	735	2,823
S95110	Repair of computers and peripheral equipment	S	S	S	S	S
S95221	Repair and servicing of household appliances	S	S	S	S	S
S96101	Spa activities	50	2,594	-	-	492
S96105	Beauty parlor activities	-	15,149	-	735	795
S96210	Washing and dry cleaning of textile and fur products	1,872	128,047	-	-	1,020
S96300	Funeral and related activities	S	S	S	S	S
	IVB - MIMAROPA	-	-	-	-	-
	V - Bicol Region	-	203	720	-	679
S96300	Funeral and related activities	-	203	720	-	679

TABLE 5a Number of Establishments and Cost by Type for Other Service Activities Establishments with Total Employment of 20 and Over by Region and Industry Sub-Class: Philippines, 2010 (Continued)

(Value in thousand pesos. Details may not add-up to total due to rounding and/or statistical disclosure control)

2009 PSIC Code	Region / Industry Description	Cost				
		Industrial Services Done by Others	Non-Industrial Services Done by Others	Interest Expense	Goods Purchased for Resale	Taxes on Product and Production
		(6)	(7)	(8)	(9)	(10)
	VI - Western Visayas	818	13,298	3,561	-	1,366
S95210	Repair of consumer electronics	S	S	S	S	S
S96101	Spa activities	605	10,359	834	-	838
S96105	Beauty parlor activities	S	S	S	S	S
S96210	Washing and dry cleaning of textile and fur products	S	S	S	S	S
S96300	Funeral and related activities	S	S	S	S	S
	VII - Central Visayas	37,393	268,328	1,571	80	6,916
S95110	Repair of computers and peripheral equipment	S	S	S	S	S
S96101	Spa activities	155	3,298	-	-	211
S96103	Slendering and body building activities	S	S	S	S	S
S96105	Beauty parlor activities	213	7,678	980	-	755
S96300	Funeral and related activities	7,059	31,107	591	-	3,383
	VIII - Eastern Visayas	S	S	S	S	S
S96105	Beauty parlor activities	S	S	S	S	S
	IX - Zamboanga Peninsula	-	-	-	-	-
	X - Northern Mindanao	S	S	S	S	S
S96101	Spa activities	S	S	S	S	S
	XI - Davao Region	65	3,418	-	193	197
S96101	Spa activities	}				
S96103	Slendering and body building activities	}	65	3,418	-	193
S96105	Beauty parlor activities	}				
	XII - SOCCSKSARGEN	-	-	-	-	-
	XIII - Caraga	S	S	S	S	S
S96101	Spa activities	S	S	S	S	S
	Autonomous Region in Muslim Mindanao	-	-	-	-	-

TABLE 5a Number of Establishments and Cost by Type for Other Service Activities Establishments with Total Employment of 20 and Over by Region and Industry Sub-Class: Philippines, 2010 (Continued)

(Value in thousand pesos. Details may not add-up to total due to rounding and/or statistical disclosure control)

2009 PSIC Code	Region / Industry Description	Cost			
		Research and Experimental Development	Environmental Protection Expense	Royalty Fee	Franchise Fee
		(11)	(12)	(13)	(14)
	<b>PHILIPPINES</b>	<b>6,424</b>	<b>440</b>	<b>6,890</b>	<b>1,551</b>
S95110	Repair of computers and peripheral equipment	-	-	-	-
S95120	Repair of communications equipment	580	258	-	-
S95210	Repair of consumer electronics	S	-	-	-
S95221	Repair and servicing of household appliances	-	-	-	-
S95290	Repair of personal and household goods, n.e.c.	S	S	S	S
S96101	Spa activities	-	182	99	228
S96103	Slendering and body building activities	-	-	6,304	-
S96104	Beauty treatment and personal grooming activities	-	-	-	-
S96105	Beauty parlor activities	-	-	-	-
S96106	Barber shop activities	S	S	S	S
S96210	Washing and dry cleaning of textile and fur products	5,844	-	487	1,323
S96300	Funeral and related activities	-	-	-	-
	National Capital Region	6,424	360	6,304	1,323
S95110	Repair of computers and peripheral equipment	-	-	-	-
S95120	Repair of communications equipment	580	258	-	-
S95210	Repair of consumer electronics	S	S	S	S
S95221	Repair and servicing of household appliances	-	-	-	-
S95290	Repair of personal and household goods, n.e.c.	S	S	S	S
S96101	Spa activities	-	102	-	-
S96103	Slendering and body building activities	-	-	6,304	-
S96104	Beauty treatment and personal grooming activities	-	-	-	-
S96105	Beauty parlor activities	-	-	-	-
S96106	Barber shop activities	S	S	S	S
S96210	Washing and dry cleaning of textile and fur products	5,844	-	-	1,323
S96300	Funeral and related activities	-	-	-	-
	I - Ilocos Region	-	-	-	-
S96105	Beauty parlor activities	S	S	S	S
S96300	Funeral and related activities	S	S	S	S
	II - Cagayan Valley	-	-	-	-
	III - Central Luzon	-	-	-	-
S95210	Repair of consumer electronics	S	S	S	S
S96105	Beauty parlor activities	S	S	S	S



TABLE 5a Number of Establishments and Cost by Type for Other Service Activities Establishments with Total Employment of 20 and Over by Region and Industry Sub-Class: Philippines, 2010 *(Continued)*

(Value in thousand pesos. Details may not add-up to total due to rounding and/or statistical disclosure control)

2009 PSIC Code	Region / Industry Description	Cost			
		Research and Experimental Development	Environmental Protection Expense	Royalty Fee	Franchise Fee
		(11)	(12)	(13)	(14)
	IVA - CALABARZON	-	-	487	-
S95110	Repair of computers and peripheral equipment	S	S	S	S
S95221	Repair and servicing of household appliances	S	S	S	S
S96101	Spa activities	-	-	-	-
S96105	Beauty parlor activities	-	-	-	-
S96210	Washing and dry cleaning of textile and fur products	-	-	487	-
S96300	Funeral and related activities	S	S	S	S
	IVB - MIMAROPA	-	-	-	-
	V - Bicol Region	-	S	S	S
S96300	Funeral and related activities	-	S	S	S
	VI - Western Visayas	-	80	-	228
S95210	Repair of consumer electronics	S	S	S	S
S96101	Spa activities	-	80	-	228
S96105	Beauty parlor activities	S	S	S	S
S96210	Washing and dry cleaning of textile and fur products	S	S	S	S
S96300	Funeral and related activities	S	S	S	S
	VII - Central Visayas	-	-	-	-
S95110	Repair of computers and peripheral equipment	S	S	S	S
S96101	Spa activities	-	-	-	-
S96103	Slendering and body building activities	S	S	S	S
S96105	Beauty parlor activities	-	-	-	-
S96300	Funeral and related activities	-	-	-	-
	VIII - Eastern Visayas	S	S	S	S
S96105	Beauty parlor activities	S	S	S	S
	IX - Zamboanga Peninsula	-	-	-	-
	X - Northern Mindanao	S	S	S	S
S96101	Spa activities	S	S	S	S

TABLE 5a Number of Establishments and Cost by Type for Other Service Activities Establishments with Total Employment of 20 and Over by Region and Industry Sub-Class: Philippines, 2010 (Continued)

(Value in thousand pesos. Details may not add-up to total due to rounding and/or statistical disclosure control)

2009 PSIC Code	Region / Industry Description	Cost			
		Research and Experimental Development	Environmental Protection Expense	Royalty Fee	Franchise Fee
		(11)	(12)	(13)	(14)
	XI - Davao Region	-	-	-	-
S96101	Spa activities }				
S96103	Slendering and body building activities }	-	-	-	-
S96105	Beauty parlor activities }				
	XII - SOCCSKSARGEN	-	-	-	-
	XIII - Caraga	S	S	S	S
S96101	Spa activities	S	S	S	S
	Autonomous Region in Muslim Mindanao	-	-	-	-

2009 PSIC Code	Region / Industry Description	Cost			
		Foreign Exchange Losses	Bad and Doubtful Debts	Depreciation of Fixed Assets	Other Cost
		(15)	(16)	(17)	(18)
	<b>PHILIPPINES</b>	<b>24,655</b>	<b>58,558</b>	<b>323,285</b>	<b>37,080</b>
S95110	Repair of computers and peripheral equipment	22,224	-	39,041	132
S95120	Repair of communications equipment	664	840	5,234	4,127
S95210	Repair of consumer electronics	-	-	847	451
S95221	Repair and servicing of household appliances	-	-	3,616	198
S95290	Repair of personal and household goods, n.e.c.	S	S	S	S
S96101	Spa activities	7	1,729	51,948	3,617
S96103	Slendering and body building activities	98	36,735	52,543	2,500
S96104	Beauty treatment and personal grooming activities	-	-	16,432	525
S96105	Beauty parlor activities	1,588	1,075	25,028	1,676
S96106	Barber shop activities	S	S	S	S
S96210	Washing and dry cleaning of textile and fur products	-	1,075	50,330	4,645
S96300	Funeral and related activities	73	17,105	76,689	19,163

TABLE 5a Number of Establishments and Cost by Type for Other Service Activities Establishments with Total Employment of 20 and Over by Region and Industry Sub-Class: Philippines, 2010 *(Continued)*

(Value in thousand pesos. Details may not add-up to total due to rounding and/or statistical disclosure control)

2009 PSIC Code	Region / Industry Description	Cost			
		Foreign Exchange Losses	Bad and Doubtful Debts	Depreciation of Fixed Assets	Other Cost
		(15)	(16)	(17)	(18)
	National Capital Region	823	38,428	217,815	32,912
S95110	Repair of computers and peripheral equipment	-	-	1,463	132
S95120	Repair of communications equipment	664	840	5,234	4,127
S95210	Repair of consumer electronics	S	S	S	S
S95221	Repair and servicing of household appliances	-	-	3,590	198
S95290	Repair of personal and household goods, n.e.c.	S	S	S	S
S96101	Spa activities	-	42	41,747	3,462
S96103	Slendering and body building activities	85	36,732	41,222	2,500
S96104	Beauty treatment and personal grooming activities	-	-	16,432	525
S96105	Beauty parlor activities	-	433	15,793	1,008
S96106	Barber shop activities	S	S	S	S
S96210	Washing and dry cleaning of textile and fur products	-	375	22,845	4,640
S96300	Funeral and related activities	73	4	67,590	16,173
	I - Ilocos Region	-	-	663	444
S96105	Beauty parlor activities	S	S	S	S
S96300	Funeral and related activities	S	S	S	S
	II - Cagayan Valley	-	-	-	-
	III - Central Luzon	-	-	2,128	350
S95210	Repair of consumer electronics	S	S	S	S
S96105	Beauty parlor activities	S	S	S	S
	IVA - CALABARZON	213	-	34,009	823
S95110	Repair of computers and peripheral equipment	S	S	S	S
S95221	Repair and servicing of household appliances	S	S	S	S
S96101	Spa activities	-	-	1,173	155
S96105	Beauty parlor activities	-	-	3,802	663
S96210	Washing and dry cleaning of textile and fur products	-	-	26,947	5
S96300	Funeral and related activities	S	S	S	S
	IVB - MIMAROPA	-	-	-	-
	V - Bicol Region	S	S	S	S
S96300	Funeral and related activities	S	S	S	S

TABLE 5a Number of Establishments and Cost by Type for Other Service Activities Establishments with Total Employment of 20 and Over by Region and Industry Sub-Class: Philippines, 2010 (Concluded)

(Value in thousand pesos. Details may not add-up to total due to rounding and/or statistical disclosure control)

2009 PSIC Code	Region / Industry Description	Cost			
		Foreign Exchange Losses	Bad and Doubtful Debts	Depreciation of Fixed Assets	Other Cost
		(15)	(16)	(17)	(18)
	VI - Western Visayas	7	700	6,912	-
S95210	Repair of consumer electronics	S	S	S	S
S96101	Spa activities	7	-	4,541	-
S96105	Beauty parlor activities	S	S	S	S
S96210	Washing and dry cleaning of textile and fur products	S	S	S	S
S96300	Funeral and related activities	S	S	S	S
	VII - Central Visayas	23,613	17,680	56,981	2,547
S95110	Repair of computers and peripheral equipment	S	S	S	S
S96101	Spa activities	-	-	1,335	-
S96103	Slendering and body building activities	S	S	S	S
S96105	Beauty parlor activities	1,588	642	2,119	-
S96300	Funeral and related activities	-	17,035	6,600	2,547
	VIII - Eastern Visayas	S	S	S	S
S96105	Beauty parlor activities	S	S	S	S
	IX - Zamboanga Peninsula	-	-	-	-
	X - Northern Mindanao	S	S	S	S
S96101	Spa activities	S	S	S	S
	XI - Davao Region	-	1,681	4,111	4
S96101	Spa activities	}			
S96103	Slendering and body building activities	}	-	1,681	4,111
S96105	Beauty parlor activities	}			
	XII - SOCCSKSARGEN	-	-	-	-
	XIII - Caraga	S	S	S	S
S96101	Spa activities	S	S	S	S
	Autonomous Region in Muslim Mindanao	-	-	-	-

S - Data suppressed

} - Data combined

TABLE 5a.1 Number of Establishments and Cost of Industrial Services Done by Others for Other Service Activities Establishments  
with Total Employment of 20 and Over by Region and Industry Sub-Class: Philippines, 2010

(Value in thousand pesos. Details may not add-up to total due to rounding and/or statistical disclosure control)

2009 PSIC Code	Region / Industry Description	Number of Establishments	Industrial Services Done by Others		
			Total	Contract and Commission Work	Other Industrial Services
		(1)	(2)	(3)	(4)
PHILIPPINES		280	156,566	-	156,566
S95110	Repair of computers and peripheral equipment	8	27,788	-	27,788
S95120	Repair of communications equipment	3	740	-	740
S95210	Repair of consumer electronics	3	500	-	500
S95221	Repair and servicing of household appliances	16	2,353	-	2,353
S95290	Repair of personal and household goods, n.e.c.	S	S	S	S
S96101	Spa activities	52	6,957	-	6,957
S96103	Slendering and body building activities	22	21,491	-	21,491
S96104	Beauty treatment and personal grooming activities	4	-	-	-
S96105	Beauty parlor activities	133	3,522	-	3,522
S96106	Barber shop activities	S	S	S	S
S96210	Washing and dry cleaning of textile and fur products	17	63,875	-	63,875
S96300	Funeral and related activities	20	29,193	-	29,193
	National Capital Region	197	115,626	-	115,626
S95110	Repair of computers and peripheral equipment	5	577	-	577
S95120	Repair of communications equipment	3	740	-	740
S95210	Repair of consumer electronics	S	S	S	S
S95221	Repair and servicing of household appliances	15	2,167	-	2,167
S95290	Repair of personal and household goods, n.e.c.	S	S	S	S
S96101	Spa activities	37	6,120	-	6,120
S96103	Slendering and body building activities	19	18,735	-	18,735
S96104	Beauty treatment and personal grooming activities	4	-	-	-
S96105	Beauty parlor activities	90	3,242	-	3,242
S96106	Barber shop activities	S	S	S	S
S96210	Washing and dry cleaning of textile and fur products	11	61,790	-	61,790
S96300	Funeral and related activities	10	22,107	-	22,107
	I - Ilocos Region	5	1	-	1
S96105	Beauty parlor activities	S	S	S	S
S96300	Funeral and related activities	S	S	S	S
	II - Cagayan Valley	-	-	-	-
	III - Central Luzon	11	500	-	500
S95210	Repair of consumer electronics	S	S	S	S
S96105	Beauty parlor activities	S	S	S	S

TABLE 5a.1 Number of Establishments and Cost of Industrial Services Done by Others for Other Service Activities Establishments with Total Employment of 20 and Over by Region and Industry Sub-Class: Philippines, 2010 *(Continued)*

(Value in thousand pesos. Details may not add-up to total due to rounding and/or statistical disclosure control)

2009 PSIC Code	Region / Industry Description	Number of Establishments	Industrial Services Done by Others		
			Total	Contract and Commission Work	Other Industrial Services
		(1)	(2)	(3)	(4)
	IVA - CALABARZON	31	2,134	-	2,134
S95110	Repair of computers and peripheral equipment	S	S	S	S
S95221	Repair and servicing of household appliances	S	S	S	S
S96101	Spa activities	3	50	-	50
S96105	Beauty parlor activities	19	-	-	-
S96210	Washing and dry cleaning of textile and fur products	5	1,872	-	1,872
S96300	Funeral and related activities	S	S	S	S
	IVB - MIMAROPA	-	-	-	-
	V - Bicol Region	S	S	S	S
S96300	Funeral and related activities	S	S	S	S
	VI - Western Visayas	8	818	-	818
S95210	Repair of consumer electronics	S	S	S	S
S96101	Spa activities	4	605	-	605
S96105	Beauty parlor activities	S	S	S	S
S96210	Washing and dry cleaning of textile and fur products	S	S	S	S
S96300	Funeral and related activities	S	S	S	S
	VII - Central Visayas	18	37,393	-	37,393
S95110	Repair of computers and peripheral equipment	S	S	S	S
S96101	Spa activities	3	155	-	155
S96103	Slendering and body building activities	S	S	S	S
S96105	Beauty parlor activities	6	213	-	213
S96300	Funeral and related activities	5	7,059	-	7,059
	VIII - Eastern Visayas	S	S	S	S
S96105	Beauty parlor activities	S	S	S	S
	IX - Zamboanga Peninsula	-	-	-	-
	X - Northern Mindanao	S	S	S	S
S96101	Spa activities	S	S	S	S

TABLE 5a.1 Number of Establishments and Cost of Industrial Services Done by Others for Other Service Activities Establishments with Total Employment of 20 and Over by Region and Industry Sub-Class: Philippines, 2010 (*Concluded*)

(Value in thousand pesos. Details may not add-up to total due to rounding and/or statistical disclosure control)

2009 PSIC Code	Region / Industry Description	Number of Establishments	Industrial Services Done by Others		
			Total	Contract and Commission Work	Other Industrial Services
		(1)	(2)	(3)	(4)
	XI - Davao Region	5	65	-	65
S96101	Spa activities	5	65	-	65
S96103	Slendering and body building activities				
S96105	Beauty parlor activities				
	XII - SOCCSKSARGEN	-	-	-	-
	XIII - Caraga	S	S	S	S
S96101	Spa activities	S	S	S	S
	Autonomous Region in Muslim Mindanao	-	-	-	-

S - Data suppressed

} - Data combined

TABLE 5a.2 Number of Establishments and Cost of Non-Industrial Services Done by Others for Other Service Activities Establishments with Total Employment of 20 and Over by Region and Industry Sub-Class: Philippines, 2010

(Value in thousand pesos. Details may not add-up to total due to rounding and/or statistical disclosure control)

2009 PSIC Code	Region / Industry Description	Number of Establishments	Non-Industrial Services Done by Others				
			Total	Rent Expense for Land	Rental Expense for Building and Structures	Other Rental Expense	Other Non- Industrial Services
		(1)	(2)	(3)	(4)	(5)	(6)
PHILIPPINES		280	1,544,714	47,691	466,168	27,718	1,003,137
S95110	Repair of computers and peripheral equipment	8	227,852	-	37,479	4,258	186,116
S95120	Repair of communications equipment	3	37,382	-	7,591	350	29,441
S95210	Repair of consumer electronics	3	3,710	-	992	250	2,468
S95221	Repair and servicing of household appliances	16	49,875	-	4,839	-	45,036
S95290	Repair of personal and household goods, n.e.c.	S	S	S	S	S	S
S96101	Spa activities	52	161,116	34,192	61,638	-	65,285
S96103	Slendering and body building activities	22	226,104	-	133,771	-	92,333
S96104	Beauty treatment and personal grooming activities	4	59,272	-	17,811	-	41,461
S96105	Beauty parlor activities	133	193,687	-	134,876	1,551	57,260
S96106	Barber shop activities	S	S	S	S	S	S
S96210	Washing and dry cleaning of textile and fur products	17	289,060	9,212	24,558	3,142	252,148
S96300	Funeral and related activities	20	289,937	4,286	39,268	18,167	228,215
National Capital Region		197	1,088,035	31,331	382,605	23,211	650,888
S95110	Repair of computers and peripheral equipment	5	13,855	-	846	-	13,008
S95120	Repair of communications equipment	3	37,382	-	7,591	350	29,441
S95210	Repair of consumer electronics	S	S	S	S	S	S
S95221	Repair and servicing of household appliances	15	44,367	-	4,739	-	39,628
S95290	Repair of personal and household goods, n.e.c.	S	S	S	S	S	S
S96101	Spa activities	37	140,620	27,259	54,351	-	59,010
S96103	Slendering and body building activities	19	205,216	-	125,893	-	79,323
S96104	Beauty treatment and personal grooming activities	4	59,272	-	17,811	-	41,461
S96105	Beauty parlor activities	90	162,291	-	113,677	1,551	47,063
S96106	Barber shop activities	S	S	S	S	S	S
S96210	Washing and dry cleaning of textile and fur products	11	160,806	132	15,567	3,142	141,965
S96300	Funeral and related activities	10	257,188	3,940	38,666	18,167	196,415
I - Ilocos Region		5	1,492	-	937	-	555
S96105	Beauty parlor activities	S	S	S	S	S	S
S96300	Funeral and related activities	S	S	S	S	S	S
II - Cagayan Valley		-	-	-	-	-	-
III - Central Luzon		11	6,825	-	2,962	250	3,613
S95210	Repair of consumer electronics	S	S	S	S	S	S
S96105	Beauty parlor activities	S	S	S	S	S	S



TABLE 5a.2 Number of Establishments and Cost of Non-Industrial Services Done by Others for Other Service Activities Establishments with Total Employment of 20 and Over by Region and Industry Sub-Class: Philippines, 2010 (Continued)

(Value in thousand pesos. Details may not add-up to total due to rounding and/or statistical disclosure control)

2009 PSIC Code	Region / Industry Description	Number of Establishments	Non-Industrial Services Done by Others				
			Total	Rent Expense for Land	Rental Expense for Building and Structures	Other Rental Expense	Other Non- Industrial Services
		(1)	(2)	(3)	(4)	(5)	(6)
	IVA - CALABARZON	31	160,351	9,080	20,510	960	129,801
S95110	Repair of computers and peripheral equipment	S	S	S	S	S	S
S95221	Repair and servicing of household appliances	S	S	S	S	S	S
S96101	Spa activities	3	2,594	-	950	-	1,644
S96105	Beauty parlor activities	19	15,149	-	8,873	-	6,276
S96210	Washing and dry cleaning of textile and fur products	5	128,047	9,080	8,809	-	110,158
S96300	Funeral and related activities	S	S	S	S	S	S
	IVB - MIMAROPA	-	-	-	-	-	-
	V - Bicol Region	S	S	S	S	S	S
S96300	Funeral and related activities	S	S	S	S	S	S
	VI - Western Visayas	8	13,298	6,134	2,379	-	4,784
S95210	Repair of consumer electronics	S	S	S	S	S	S
S96101	Spa activities	4	10,359	6,134	662	-	3,564
S96105	Beauty parlor activities	S	S	S	S	S	S
S96210	Washing and dry cleaning of textile and fur products	S	S	S	S	S	S
S96300	Funeral and related activities	S	S	S	S	S	S
	VII - Central Visayas	18	268,328	347	52,344	3,298	212,340
S95110	Repair of computers and peripheral equipment	S	S	S	S	S	S
S96101	Spa activities	3	3,298	-	2,980	-	318
S96103	Slendering and body building activities	S	S	S	S	S	S
S96105	Beauty parlor activities	6	7,678	-	6,050	-	1,628
S96300	Funeral and related activities	5	31,107	347	352	-	30,409
	VIII - Eastern Visayas	S	S	S	S	S	S
S96105	Beauty parlor activities	S	S	S	S	S	S
	IX - Zamboanga Peninsula	-	-	-	-	-	-
	X - Northern Mindanao	S	S	S	S	S	S
S96101	Spa activities	S	S	S	S	S	S

TABLE 5a.2 Number of Establishments and Cost of Non-Industrial Services Done by Others for Other Service Activities Establishments with Total Employment of 20 and Over by Region and Industry Sub-Class: Philippines, 2010 *(Concluded)*

(Value in thousand pesos. Details may not add-up to total due to rounding and/or statistical disclosure control)

2009 PSIC Code	Region / Industry Description	Number of Establishments	Non-Industrial Services Done by Others					
			Total	Rent Expense for Land	Rental Expense for Building and Structures	Other Rental Expense	Other Non- Industrial Services	
		(1)	(2)	(3)	(4)	(5)	(6)	
	XI - Davao Region	5	3,418	800	1,902	-	716	
S96101	Spa activities	}						
S96103	Slendering and body building activities	}	5	3,418	800	1,902	-	716
S96105	Beauty parlor activities	}						
	XII - SOCCSKSARGEN							
	XIII - Caraga	S	S	S	S	S	S	S
S96101	Spa activities	S	S	S	S	S	S	S
	Autonomous Region in Muslim Mindanao	-	-	-	-	-	-	-

S - Data suppressed

} - Data combined

TABLE 6a Number of Establishments and Capital Expenditures of Tangible Fixed Assets by Type for Other Service Activities Establishments with Total Employment of 20 and Over by Region and Industry Sub-Class: Philippines, 2010

(Value in thousand pesos. Details may not add-up to total due to rounding and/or statistical disclosure control)

2009 PSIC Code	Region / Industry Description	Number of Establishments	Capital Expenditures of Tangible Fixed Assets			
			Total	Land	Buildings, Other Structures and Land Improvements	Transport Equipment
			(1)	(2)	(3)	(4)
PHILIPPINES		280	193,741	1,467	48,574	57,511
S95110	Repair of computers and peripheral equipment	8	21,230	-	9,686	965
S95120	Repair of communications equipment	3	-	-	-	-
S95210	Repair of consumer electronics	3	-	-	-	-
S95221	Repair and servicing of household appliances	16	87	-	-	-
S95290	Repair of personal and household goods, n.e.c.	S	S	S	S	S
S96101	Spa activities	52	8,479	-	2,875	480
S96103	Slendering and body building activities	22	14,097	-	2,981	9,062
S96104	Beauty treatment and personal grooming activities	4	10,682	-	121	-
S96105	Beauty parlor activities	133	2,804	-	-	-
S96106	Barber shop activities	S	S	S	S	S
S96210	Washing and dry cleaning of textile and fur products	17	44,261	-	2,334	6,900
S96300	Funeral and related activities	20	91,947	1,467	30,577	40,104
National Capital Region		197	161,562	-	36,817	55,263
S95110	Repair of computers and peripheral equipment	5	1,324	-	55	965
S95120	Repair of communications equipment	3	-	-	-	-
S95210	Repair of consumer electronics	S	S	S	S	S
S95221	Repair and servicing of household appliances	15	-	-	-	-
S95290	Repair of personal and household goods, n.e.c.	S	S	S	S	S
S96101	Spa activities	37	2,980	-	1,400	480
S96103	Slendering and body building activities	19	14,097	-	2,981	9,062
S96104	Beauty treatment and personal grooming activities	4	10,682	-	121	-
S96105	Beauty parlor activities	90	566	-	-	-
S96106	Barber shop activities	S	S	S	S	S
S96210	Washing and dry cleaning of textile and fur products	11	44,261	-	2,334	6,900
S96300	Funeral and related activities	10	87,497	-	29,926	37,856
I - Ilocos Region		5	1,260	-	651	548
S96105	Beauty parlor activities	S	S	S	S	S
S96300	Funeral and related activities	S	S	S	S	S
II - Cagayan Valley		-	-	-	-	-
III - Central Luzon		11	-	-	-	-
S95210	Repair of consumer electronics	S	S	S	S	S

TABLE 6a Number of Establishments and Capital Expenditures of Tangible Fixed Assets by Type for Other Service Activities Establishments with Total Employment of 20 and Over by Region and Industry Sub-Class: Philippines, 2010 *(Continued)*

(Value in thousand pesos. Details may not add-up to total due to rounding and/or statistical disclosure control)

2009 PSIC Code	Region / Industry Description	Number of Establishments	Capital Expenditures of Tangible Fixed Assets			
			Total	Land	Buildings, Other Structures and Land Improvements	Transport Equipment
		(1)	(2)	(3)	(4)	(5)
S96105	Beauty parlor activities	S	S	S	S	S
	IVA - CALABARZON	31	2,045	-	1,475	-
S95110	Repair of computers and peripheral equipment	S	S	S	S	S
S95221	Repair and servicing of household appliances	S	S	S	S	S
S96101	Spa activities	3	1,958	-	1,475	-
S96105	Beauty parlor activities	19	-	-	-	-
S96210	Washing and dry cleaning of textile and fur products	5	-	-	-	-
S96300	Funeral and related activities	S	S	S	S	S
	IVB - MIMAROPA	-	-	-	-	-
	V - Bicol Region	S	S	S	S	S
S96300	Funeral and related activities	S	S	S	S	S
	VI - Western Visayas	8	168	-	-	-
S95210	Repair of consumer electronics	S	S	S	S	S
S96101	Spa activities	4	168	-	-	-
S96105	Beauty parlor activities	S	S	S	S	S
S96210	Washing and dry cleaning of textile and fur products	S	S	S	S	S
S96300	Funeral and related activities	S	S	S	S	S
	VII - Central Visayas	18	23,928	1,467	9,631	800
S95110	Repair of computers and peripheral equipment	S	S	S	S	S
S96101	Spa activities	3	-	-	-	-
S96103	Slendering and body building activities	S	S	S	S	S
S96105	Beauty parlor activities	6	1,732	-	-	-
S96300	Funeral and related activities	5	2,290	1,467	-	800
	VIII - Eastern Visayas	S	S	S	S	S
S96105	Beauty parlor activities	S	S	S	S	S
	IX - Zamboanga Peninsula	-	-	-	-	-

TABLE 6a Number of Establishments and Capital Expenditures of Tangible Fixed Assets by Type for Other Service Activities Establishments with Total Employment of 20 and Over by Region and Industry Sub-Class: Philippines, 2010 *(Continued)*

(Value in thousand pesos. Details may not add-up to total due to rounding and/or statistical disclosure control)

2009 PSIC Code	Region / Industry Description	Number of Establishments	Capital Expenditures of Tangible Fixed Assets			
			Total	Land	Buildings, Other Structures and Land Improvements	Transport Equipment
		(1)	(2)	(3)	(4)	(5)
	X - Northern Mindanao	S	S	S	S	S
S96101	Spa activities	S	S	S	S	S
	XI - Davao Region	5	3,878	-	-	-
S96101	Spa activities	5	3,878	-	-	-
S96103	Slendering and body building activities					
S96105	Beauty parlor activities					
	XII - SOCCSKSARGEN	-	-	-	-	-
	XIII - Caraga	S	S	S	S	S
S96101	Spa activities	S	S	S	S	S
	Autonomous Region in Muslim Mindanao	-	-	-	-	-

2009 PSIC Code	Region / Industry Description	Capital Expenditures of Tangible Fixed Assets			
		ICT Machinery and Equipment	Other Machinery and Equipment	Valuables	Other Tangible Fixed Assets
		(6)	(7)	(8)	(9)
	<b>PHILIPPINES</b>	<b>11,439</b>	<b>74,729</b>	<b>-</b>	<b>21</b>
S95110	Repair of computers and peripheral equipment	6,393	4,185	-	-
S95120	Repair of communications equipment	-	-	-	-
S95210	Repair of consumer electronics	-	-	-	-
S95221	Repair and servicing of household appliances	-	87	-	-
S95290	Repair of personal and household goods, n.e.c.	S	S	S	S
S96101	Spa activities	220	4,883	-	21
S96103	Slendering and body building activities	-	2,055	-	-
S96104	Beauty treatment and personal grooming activities	401	10,160	-	-
S96105	Beauty parlor activities	354	2,450	-	-
S96106	Barber shop activities	S	S	S	S
S96210	Washing and dry cleaning of textile and fur products	1,831	33,195	-	-
S96300	Funeral and related activities	2,085	17,713	-	-

TABLE 6a Number of Establishments and Capital Expenditures of Tangible Fixed Assets by Type for Other Service Activities Establishments with Total Employment of 20 and Over by Region and Industry Sub-Class: Philippines, 2010 *(Continued)*

(Value in thousand pesos. Details may not add-up to total due to rounding and/or statistical disclosure control)

2009 PSIC Code	Region / Industry Description	Capital Expenditures of Tangible Fixed Assets			
		ICT Machinery and Equipment	Other Machinery and Equipment	Valuables	Other Tangible Fixed Assets
		(6)	(7)	(8)	(9)
	National Capital Region	5,181	64,300	-	-
S95110	Repair of computers and peripheral equipment	135	169	-	-
S95120	Repair of communications equipment	-	-	-	-
S95210	Repair of consumer electronics	S	S	S	S
S95221	Repair and servicing of household appliances	-	-	-	-
S95290	Repair of personal and household goods, n.e.c.	S	S	S	S
S96101	Spa activities	220	880	-	-
S96103	Slendering and body building activities	-	2,055	-	-
S96104	Beauty treatment and personal grooming activities	401	10,160	-	-
S96105	Beauty parlor activities	354	213	-	-
S96106	Barber shop activities	S	S	S	S
S96210	Washing and dry cleaning of textile and fur products	1,831	33,195	-	-
S96300	Funeral and related activities	2,085	17,629	-	-
	I - Ilocos Region	-	60	-	-
S96105	Beauty parlor activities	S	S	S	S
S96300	Funeral and related activities	S	S	S	S
	II - Cagayan Valley	-	-	-	-
	III - Central Luzon	-	-	-	-
S95210	Repair of consumer electronics	S	S	S	S
S96105	Beauty parlor activities	S	S	S	S
	IVA - CALABARZON	-	549	-	21
S95110	Repair of computers and peripheral equipment	S	S	S	S
S95221	Repair and servicing of household appliances	S	S	S	S
S96101	Spa activities	-	462	-	21
S96105	Beauty parlor activities	-	-	-	-
S96210	Washing and dry cleaning of textile and fur products	-	-	-	-
S96300	Funeral and related activities	S	S	S	S
	IVB - MIMAROPA	-	-	-	-

TABLE 6a Number of Establishments and Capital Expenditures of Tangible Fixed Assets by Type for Other Service Activities Establishments  
with Total Employment of 20 and Over by Region and Industry Sub-Class: Philippines, 2010 *(Continued)*

(Value in thousand pesos. Details may not add-up to total due to rounding and/or statistical disclosure control)

2009 PSIC Code	Region / Industry Description	Capital Expenditures of Tangible Fixed Assets			
		ICT Machinery and Equipment	Other Machinery and Equipment	Valuables	Other Tangible Fixed Assets
		(6)	(7)	(8)	(9)
	V - Bicol Region	S	S	S	S
S96300	Funeral and related activities	S	S	S	S
	VI - Western Visayas	-	168	-	-
S95210	Repair of consumer electronics	S	S	S	S
S96101	Spa activities	-	168	-	-
S96105	Beauty parlor activities	S	S	S	S
S96210	Washing and dry cleaning of textile and fur products	S	S	S	S
S96300	Funeral and related activities	S	S	S	S
	VII - Central Visayas	6,258	5,773	-	-
S95110	Repair of computers and peripheral equipment	S	S	S	S
S96101	Spa activities	-	-	-	-
S96103	Slendering and body building activities	S	S	S	S
S96105	Beauty parlor activities	-	1,732	-	-
S96300	Funeral and related activities	-	24	-	-
	VIII - Eastern Visayas	S	S	S	S
S96105	Beauty parlor activities	S	S	S	S
	IX - Zamboanga Peninsula	-	-	-	-
	X - Northern Mindanao	S	S	S	S
S96101	Spa activities	S	S	S	S
	XI - Davao Region	-	3,878	-	-
S96101	Spa activities	}			
S96103	Slendering and body building activities	}	-	3,878	-
S96105	Beauty parlor activities	}			
	XII - SOCCSKSARGEN	-	-	-	-

TABLE 6a Number of Establishments and Capital Expenditures of Tangible Fixed Assets by Type for Other Service Activities Establishments  
with Total Employment of 20 and Over by Region and Industry Sub-Class: Philippines, 2010 *(Concluded)*

(Value in thousand pesos. Details may not add-up to total due to rounding and/or statistical disclosure control)

2009 PSIC Code	Region / Industry Description	Capital Expenditures of Tangible Fixed Assets			
		ICT Machinery and Equipment	Other Machinery and Equipment	Valuables	Other Tangible Fixed Assets
		(6)	(7)	(8)	(9)
	XIII - Caraga	S	S	S	S
S96101	Spa activities	S	S	S	S
	Autonomous Region in Muslim Mindanao	-	-	-	-

S - Data suppressed

} - Data combined



TABLE 6a.2 Number of Establishments and Capital Expenditures for Tangible Fixed Assets by Mode of Acquisition for Other Service Activities Establishments with Total Employment of 20 and Over by Region and Industry Sub-Class: Philippines, 2010

(Value in thousand pesos. Details may not add-up to total due to rounding and/or statistical disclosure control)

2009 PSIC Code	Region / Industry Description	Number of Establishments	Capital Expenditures for Tangible Fixed Assets by Mode of Acquisition				
			Total	New Tangible Fixed Assets	Major Alterations and Improvements on Tangible Fixed Assets	Land and Tangible Used Fixed Assets	Tangible Fixed Produced on Own Account
		(1)	(2)	(3)	(4)	(5)	(6)
PHILIPPINES		280	193,741	146,144	47,117	480	-
S95110	Repair of computers and peripheral equipment	8	21,230	11,544	9,686	-	-
S95120	Repair of communications equipment	3	-	-	-	-	-
S95210	Repair of consumer electronics	3	-	-	-	-	-
S95221	Repair and servicing of household appliances	16	87	87	-	-	-
S95290	Repair of personal and household goods, n.e.c.	S	S	S	S	S	S
S96101	Spa activities	52	8,479	5,125	2,875	480	-
S96103	Slendering and body building activities	22	14,097	11,116	2,981	-	-
S96104	Beauty treatment and personal grooming activities	4	10,682	10,561	121	-	-
S96105	Beauty parlor activities	133	2,804	2,804	-	-	-
S96106	Barber shop activities	S	S	S	S	S	S
S96210	Washing and dry cleaning of textile and fur products	17	44,261	43,384	877	-	-
S96300	Funeral and related activities	20	91,947	61,369	30,577	-	-
National Capital Region		197	161,562	125,722	35,360	480	-
S95110	Repair of computers and peripheral equipment	5	1,324	1,269	55	-	-
S95120	Repair of communications equipment	3	-	-	-	-	-
S95210	Repair of consumer electronics	S	S	S	S	S	S
S95221	Repair and servicing of household appliances	15	-	-	-	-	-
S95290	Repair of personal and household goods, n.e.c.	S	S	S	S	S	S
S96101	Spa activities	37	2,980	1,100	1,400	480	-
S96103	Slendering and body building activities	19	14,097	11,116	2,981	-	-
S96104	Beauty treatment and personal grooming activities	4	10,682	10,561	121	-	-
S96105	Beauty parlor activities	90	566	566	-	-	-
S96106	Barber shop activities	S	S	S	S	S	S
S96210	Washing and dry cleaning of textile and fur products	11	44,261	43,384	877	-	-
S96300	Funeral and related activities	10	87,497	57,571	29,926	-	-
I - Ilocos Region		5	1,260	608	651	-	-
S96105	Beauty parlor activities	S	S	S	S	S	S
S96300	Funeral and related activities	S	S	S	S	S	S
II - Cagayan Valley		-	-	-	-	-	-

TABLE 6a.2 Number of Establishments and Capital Expenditures for Tangible Fixed Assets by Mode of Acquisition for Other Service Activities Establishments with Total Employment of 20 and Over by Region and Industry Sub-Class: Philippines, 2010 (Continued)

(Value in thousand pesos. Details may not add-up to total due to rounding and/or statistical disclosure control)

2009 PSIC Code	Region / Industry Description	Number of Establishments	Capital Expenditures for Tangible Fixed Assets by Mode of Acquisition				
			Total	New Tangible Fixed Assets	Major Alterations and Improvements on Tangible Fixed Assets	Land and Tangible Used Fixed Assets	Tangible Fixed Produced on Own Account
		(1)	(2)	(3)	(4)	(5)	(6)
	III - Central Luzon	11	-	-	-	-	-
S95210	Repair of consumer electronics	S	S	S	S	S	S
S96105	Beauty parlor activities	S	S	S	S	S	S
	IVA - CALABARZON	31	2,045	570	1,475	-	-
S95110	Repair of computers and peripheral equipment	S	S	S	S	S	S
S95221	Repair and servicing of household appliances	S	S	S	S	S	S
S96101	Spa activities	3	1,958	483	1,475	-	-
S96105	Beauty parlor activities	19	-	-	-	-	-
S96210	Washing and dry cleaning of textile and fur products	5	-	-	-	-	-
S96300	Funeral and related activities	S	S	S	S	S	S
	IVB - MIMAROPA	-	-	-	-	-	-
	V - Bicol Region	S	S	S	S	S	S
S96300	Funeral and related activities	S	S	S	S	S	S
	VI - Western Visayas	8	168	168	-	-	-
S95210	Repair of consumer electronics	S	S	S	S	S	S
S96101	Spa activities	4	168	168	-	-	-
S96105	Beauty parlor activities	S	S	S	S	S	S
S96210	Washing and dry cleaning of textile and fur products	S	S	S	S	S	S
S96300	Funeral and related activities	S	S	S	S	S	S
	VII - Central Visayas	18	23,928	14,297	9,631	-	-
S95110	Repair of computers and peripheral equipment	S	S	S	S	S	S
S96101	Spa activities	3	-	-	-	-	-
S96103	Slendering and body building activities	S	S	S	S	S	S
S96105	Beauty parlor activities	6	1,732	1,732	-	-	-
S96300	Funeral and related activities	5	2,290	2,290	-	-	-
	VIII - Eastern Visayas	S	S	S	S	S	S
S96105	Beauty parlor activities	S	S	S	S	S	S

TABLE 6a.2 Number of Establishments and Capital Expenditures for Tangible Fixed Assets by Mode of Acquisition for Other Service Activities Establishments with Total Employment of 20 and Over by Region and Industry Sub-Class: Philippines, 2010 *(Continued)*

(Value in thousand pesos. Details may not add-up to total due to rounding and/or statistical disclosure control)

2009 PSIC Code	Region / Industry Description	Number of Establishments	Capital Expenditures for Tangible Fixed Assets by Mode of Acquisition				
			Total	New Tangible Fixed Assets	Major Alterations and Improvements on Tangible Fixed Assets	Land and Tangible Used Fixed Assets	Tangible Fixed Produced on Own Account
		(1)	(2)	(3)	(4)	(5)	(6)
<b>PHILIPPINES</b>		<b>280</b>	<b>193,741</b>	<b>146,144</b>	<b>47,117</b>	<b>480</b>	<b>-</b>
S95110	Repair of computers and peripheral equipment	8	21,230	11,544	9,686	-	-
S95120	Repair of communications equipment	3	-	-	-	-	-
S95210	Repair of consumer electronics	3	-	-	-	-	-
S95221	Repair and servicing of household appliances	16	87	87	-	-	-
S95290	Repair of personal and household goods, n.e.c.	S	S	S	S	S	S
S96101	Spa activities	52	8,479	5,125	2,875	480	-
S96103	Slendering and body building activities	22	14,097	11,116	2,981	-	-
S96104	Beauty treatment and personal grooming activities	4	10,682	10,561	121	-	-
S96105	Beauty parlor activities	133	2,804	2,804	-	-	-
S96106	Barber shop activities	S	S	S	S	S	S
S96210	Washing and dry cleaning of textile and fur products	17	44,261	43,384	877	-	-
S96300	Funeral and related activities	20	91,947	61,369	30,577	-	-
National Capital Region		197	161,562	125,722	35,360	480	-
S95110	Repair of computers and peripheral equipment	5	1,324	1,269	55	-	-
S95120	Repair of communications equipment	3	-	-	-	-	-
S95210	Repair of consumer electronics	S	S	S	S	S	S
S95221	Repair and servicing of household appliances	15	-	-	-	-	-
S95290	Repair of personal and household goods, n.e.c.	S	S	S	S	S	S
S96101	Spa activities	37	2,980	1,100	1,400	480	-
S96103	Slendering and body building activities	19	14,097	11,116	2,981	-	-
S96104	Beauty treatment and personal grooming activities	4	10,682	10,561	121	-	-
S96105	Beauty parlor activities	90	566	566	-	-	-
S96106	Barber shop activities	S	S	S	S	S	S
S96210	Washing and dry cleaning of textile and fur products	11	44,261	43,384	877	-	-
S96300	Funeral and related activities	10	87,497	57,571	29,926	-	-
I - Ilocos Region		5	1,260	608	651	-	-
S96105	Beauty parlor activities	S	S	S	S	S	S
S96300	Funeral and related activities	S	S	S	S	S	S
II - Cagayan Valley		-	-	-	-	-	-

TABLE 6a.2 Number of Establishments and Capital Expenditures for Tangible Fixed Assets by Mode of Acquisition for Other Service Activities Establishments with Total Employment of 20 and Over by Region and Industry Sub-Class: Philippines, 2010 *(Continued)*

(Value in thousand pesos. Details may not add-up to total due to rounding and/or statistical disclosure control)

2009 PSIC Code	Region / Industry Description	Number of Establishments	Capital Expenditures for Tangible Fixed Assets by Mode of Acquisition				
			Total	New Tangible Fixed Assets	Major Alterations and Improvements on Tangible Fixed Assets	Land and Tangible Used Fixed Assets	Tangible Fixed Produced on Own Account
		(1)	(2)	(3)	(4)	(5)	(6)
	III - Central Luzon	11	-	-	-	-	-
S95210	Repair of consumer electronics	S	S	S	S	S	S
S96105	Beauty parlor activities	S	S	S	S	S	S
	IVA - CALABARZON	31	2,045	570	1,475	-	-
S95110	Repair of computers and peripheral equipment	S	S	S	S	S	S
S95221	Repair and servicing of household appliances	S	S	S	S	S	S
S96101	Spa activities	3	1,958	483	1,475	-	-
S96105	Beauty parlor activities	19	-	-	-	-	-
S96210	Washing and dry cleaning of textile and fur products	5	-	-	-	-	-
S96300	Funeral and related activities	S	S	S	S	S	S
	IVB - MIMAROPA	-	-	-	-	-	-
	V - Bicol Region	S	S	S	S	S	S
S96300	Funeral and related activities	S	S	S	S	S	S
	VI - Western Visayas	8	168	168	-	-	-
S95210	Repair of consumer electronics	S	S	S	S	S	S
S96101	Spa activities	4	168	168	-	-	-
S96105	Beauty parlor activities	S	S	S	S	S	S
S96210	Washing and dry cleaning of textile and fur products	S	S	S	S	S	S
S96300	Funeral and related activities	S	S	S	S	S	S
	VII - Central Visayas	18	23,928	14,297	9,631	-	-
S95110	Repair of computers and peripheral equipment	S	S	S	S	S	S
S96101	Spa activities	3	-	-	-	-	-
S96103	Slendering and body building activities	S	S	S	S	S	S
S96105	Beauty parlor activities	6	1,732	1,732	-	-	-
S96300	Funeral and related activities	5	2,290	2,290	-	-	-
	VIII - Eastern Visayas	S	S	S	S	S	S
S96105	Beauty parlor activities	S	S	S	S	S	S

TABLE 6a.2 Number of Establishments and Capital Expenditures for Tangible Fixed Assets by Mode of Acquisition for Other Service Activities Establishments with Total Employment of 20 and Over by Region and Industry Sub-Class: Philippines, 2010 *(Continued)*

(Value in thousand pesos. Details may not add-up to total due to rounding and/or statistical disclosure control)

2009 PSIC Code	Region / Industry Description	Number of Establishments	Capital Expenditures for Tangible Fixed Assets by Mode of Acquisition				
			Total	New Tangible Fixed Assets	Major Alterations and Improvements on Tangible Fixed Assets	Land and Tangible Used Fixed Assets	Tangible Fixed Produced on Own Account
		(1)	(2)	(3)	(4)	(5)	(6)
	IX - Zamboanga Peninsula	-	-	-	-	-	-
	X - Northern Mindanao	S	S	S	S	S	S
S96101	Spa activities	S	S	S	S	S	S
	XI - Davao Region	5	3,878	3,878	-	-	-
S96101	Spa activities	}	5	3,878	-	-	-
S96103	Slendering and body building activities						
S96105	Beauty parlor activities						
	XII - SOCCSKSARGEN	-	-	-	-	-	-
	XIII - Caraga	S	S	S	S	S	S
S96101	Spa activities	S	S	S	S	S	S
	Autonomous Region in Muslim Mindanao	-	-	-	-	-	-

S - Data suppressed

} - Data combined

TABLE 6a.2 Number of Establishments and Capital Expenditures for Tangible Fixed Assets by Mode of Acquisition for Other Service Activities Establishments with Total Employment of 20 and Over by Region and Industry Sub-Class: Philippines, 2010 *(Concluded)*

(Value in thousand pesos. Details may not add-up to total due to rounding and/or statistical disclosure control)

2009 PSIC Code	Region / Industry Description	Number of Establishments	Capital Expenditures for Tangible Fixed Assets by Mode of Acquisition				
			Total	New Tangible Fixed Assets	Major Alterations and Improvements on Tangible Fixed Assets	Land and Tangible Used Fixed Assets	Tangible Fixed Produced on Own Account
		(1)	(2)	(3)	(4)	(5)	(6)
	IX - Zamboanga Peninsula	-	-	-	-	-	-
	X - Northern Mindanao	S	S	S	S	S	S
S96101	Spa activities	S	S	S	S	S	S
	XI - Davao Region	5	3,878	3,878	-	-	-
S96101	Spa activities	}	5	3,878	-	-	-
S96103	Slendering and body building activities						
S96105	Beauty parlor activities						
	XII - SOCCSKSARGEN	-	-	-	-	-	-
	XIII - Caraga	S	S	S	S	S	S
S96101	Spa activities	S	S	S	S	S	S
	Autonomous Region in Muslim Mindanao	-	-	-	-	-	-

S - Data suppressed

} - Data combined

TABLE 7a Number of Establishments and Gross Additions to Tangible Fixed Assets for Other Service Activities Establishments with Total Employment of 20 and Over by Region and Industry Sub-Class: Philippines, 2010

(Value in thousand pesos. Details may not add-up to total due to rounding and/or statistical disclosure control)

2009 PSIC Code	Region / Industry Description	Number of Establishments	Gross Additions to Tangible Fixed Assets	Capital Expenditures for Tangible Fixed Assets	Sale of Tangible Fixed Assets
		(1)	(2)	(3)	(4)
	<b>PHILIPPINES</b>	<b>280</b>	<b>193,741</b>	<b>193,741</b>	<b>-</b>
S95110	Repair of computers and peripheral equipment	8	21,230	21,230	-
S95120	Repair of communications equipment	3	-	-	-
S95210	Repair of consumer electronics	3	-	-	-
S95221	Repair and servicing of household appliances	16	87	87	-
S95290	Repair of personal and household goods, n.e.c.	S	S	S	S
S96101	Spa activities	52	8,479	8,479	-
S96103	Slendering and body building activities	22	14,097	14,097	-
S96104	Beauty treatment and personal grooming activities	4	10,682	10,682	-
S96105	Beauty parlor activities	133	2,804	2,804	-
S96106	Barber shop activities	S	S	S	S
S96210	Washing and dry cleaning of textile and fur products	17	44,261	44,261	-
S96300	Funeral and related activities	20	91,947	91,947	-
	National Capital Region	197	161,562	161,562	-
S95110	Repair of computers and peripheral equipment	5	1,324	1,324	-
S95120	Repair of communications equipment	3	-	-	-
S95210	Repair of consumer electronics	S	S	S	S
S95221	Repair and servicing of household appliances	15	-	-	-
S95290	Repair of personal and household goods, n.e.c.	S	S	S	S
S96101	Spa activities	37	2,980	2,980	-
S96103	Slendering and body building activities	19	14,097	14,097	-
S96104	Beauty treatment and personal grooming activities	4	10,682	10,682	-
S96105	Beauty parlor activities	90	566	566	-
S96106	Barber shop activities	S	S	S	S
S96210	Washing and dry cleaning of textile and fur products	11	44,261	44,261	-
S96300	Funeral and related activities	10	87,497	87,497	-
	I - Ilocos Region	5	1,260	1,260	-
S96105	Beauty parlor activities	S	S	S	S
S96300	Funeral and related activities	S	S	S	S
	II - Cagayan Valley	-	-	-	-
	III - Central Luzon	11	-	-	-
S95210	Repair of consumer electronics	S	S	S	S
S96105	Beauty parlor activities	S	S	S	S

TABLE 7a Number of Establishments and Gross Additions to Tangible Fixed Assets for Other Service Activities Establishments with Total Employment of 20 and Over by Region and Industry Sub-Class: Philippines, 2010 *(Continued)*

(Value in thousand pesos. Details may not add-up to total due to rounding and/or statistical disclosure control)

2009 PSIC Code	Region / Industry Description	Number of Establishments	Gross Additions to Tangible Fixed Assets	Capital Expenditures for Tangible Fixed Assets	Sale of Tangible Fixed Assets
		(1)	(2)	(3)	(4)
	IVA - CALABARZON	31	2,045	2,045	-
S95110	Repair of computers and peripheral equipment	S	S	S	S
S95221	Repair and servicing of household appliances	S	S	S	S
S96101	Spa activities	3	1,958	1,958	-
S96105	Beauty parlor activities	19	-	-	-
S96210	Washing and dry cleaning of textile and fur products	5	-	-	-
S96300	Funeral and related activities	S	S	S	S
	IVB - MIMAROPA	-	-	-	-
	V - Bicol Region	S	S	S	S
S96300	Funeral and related activities	S	S	S	S
	VI - Western Visayas	8	168	168	-
S95210	Repair of consumer electronics	S	S	S	S
S96101	Spa activities	4	168	168	-
S96105	Beauty parlor activities	S	S	S	S
S96210	Washing and dry cleaning of textile and fur products	S	S	S	S
S96300	Funeral and related activities	S	S	S	S
	VII - Central Visayas	18	23,928	23,928	-
S95110	Repair of computers and peripheral equipment	S	S	S	S
S96101	Spa activities	3	-	-	-
S96103	Slendering and body building activities	S	S	S	S
S96105	Beauty parlor activities	6	1,732	1,732	-
S96300	Funeral and related activities	5	2,290	2,290	-
	VIII - Eastern Visayas	S	S	S	S
S96105	Beauty parlor activities	S	S	S	S
	IX - Zamboanga Peninsula	-	-	-	-
	X - Northern Mindanao	S	S	S	S
S96101	Spa activities	S	S	S	S



TABLE 7a Number of Establishments and Gross Additions to Tangible Fixed Assets for Other Service Activities Establishments with Total Employment of 20 and Over by Region and Industry Sub-Class: Philippines, 2010 *(Concluded)*

(Value in thousand pesos. Details may not add-up to total due to rounding and/or statistical disclosure control)

2009 PSIC Code	Region / Industry Description	Number of Establishments	Gross Additions to Tangible Fixed Assets	Capital Expenditures for Tangible Fixed Assets	Sale of Tangible Fixed Assets
		(1)	(2)	(3)	(4)
	XI - Davao Region	5	3,878	3,878	-
S96101	Spa activities	5	3,878	3,878	-
S96103	Slendering and body building activities				
S96105	Beauty parlor activities				
	XII - SOCCSKSARGEN	-	-	-	-
	XIII - Caraga	S	S	S	S
S96101	Spa activities	S	S	S	S
	Autonomous Region in Muslim Mindanao	-	-	-	-

S - Data suppressed

} - Data combined

TABLE 8a Number of Establishments and Book Value of Tangible Fixed Assets by Type for Other Service Activities Establishments with Total Employment of 20 and Over by Region and Industry Sub-Class: Philippines, 2010

(Value in thousand pesos. Details may not add-up to total due to rounding and/or statistical disclosure control)

2009 PSIC Code	Region / Industry Description	Number of Establishments	Book Value of Tangible Fixed Assets			
			Total	Land	Buildings, Other Structures and Land Improvements	Transport Equipment
		(1)	(2)	(3)	(4)	(5)
PHILIPPINES		280	2,973,116	308,114	1,647,658	170,067
S95110	Repair of computers and peripheral equipment	8	48,469	-	9,369	2,145
S95120	Repair of communications equipment	3	10,591	-	2,932	1,445
S95210	Repair of consumer electronics	3	7,548	1,000	1,778	1,665
S95221	Repair and servicing of household appliances	16	93,582	62,527	15,369	5,815
S95290	Repair of personal and household goods, n.e.c.	S	S	S	S	S
S96101	Spa activities	52	1,052,761	27,297	649,450	6,555
S96103	Slendering and body building activities	22	501,221	-	384,251	8,494
S96104	Beauty treatment and personal grooming activities	4	50,107	-	2,922	1,621
S96105	Beauty parlor activities	133	85,308	4,300	21,451	10,548
S96106	Barber shop activities	S	S	S	S	S
S96210	Washing and dry cleaning of textile and fur products	17	240,755	18,902	91,486	19,329
S96300	Funeral and related activities	20	877,832	194,088	468,650	112,449
National Capital Region		197	2,342,708	150,563	1,396,204	126,847
S95110	Repair of computers and peripheral equipment	5	4,982	-	228	1,825
S95120	Repair of communications equipment	3	10,591	-	2,932	1,445
S95210	Repair of consumer electronics	S	S	S	S	S
S95221	Repair and servicing of household appliances	15	93,318	62,527	15,369	5,815
S95290	Repair of personal and household goods, n.e.c.	S	S	S	S	S
S96101	Spa activities	37	933,543	4,800	582,988	4,619
S96103	Slendering and body building activities	19	432,018	-	359,020	8,494
S96104	Beauty treatment and personal grooming activities	4	50,107	-	2,922	1,621
S96105	Beauty parlor activities	90	60,798	4,300	17,227	6,517
S96106	Barber shop activities	S	S	S	S	S
S96210	Washing and dry cleaning of textile and fur products	11	153,593	13,340	49,607	11,772
S96300	Funeral and related activities	10	596,677	65,596	365,724	84,294
I - Ilocos Region		5	3,692	1,275	651	984
S96105	Beauty parlor activities	S	S	S	S	S
S96300	Funeral and related activities	S	S	S	S	S
II - Cagayan Valley		-	-	-	-	-
III - Central Luzon		11	6,658	-	1,000	2,118
S95210	Repair of consumer electronics	S	S	S	S	S

TABLE 8a Number of Establishments and Book Value of Tangible Fixed Assets by Type for Other Service Activities Establishments with Total Employment of 20 and Over by Region and Industry Sub-Class: Philippines, 2010 (Continued)

(Value in thousand pesos. Details may not add-up to total due to rounding and/or statistical disclosure control)

2009 PSIC Code	Region / Industry Description	Number of Establishments	Book Value of Tangible Fixed Assets			
			Total	Land	Buildings, Other Structures and Land Improvements	Transport Equipment
		(1)	(2)	(3)	(4)	(5)
S96105	Beauty parlor activities	S	S	S	S	S
	IVA - CALABARZON	31	147,052	23,967	67,523	10,046
S95110	Repair of computers and peripheral equipment	S	S	S	S	S
S95221	Repair and servicing of household appliances	S	S	S	S	S
S96101	Spa activities	3	20,598	11,350	6,447	-
S96105	Beauty parlor activities	19	9,344	-	4,224	1,634
S96210	Washing and dry cleaning of textile and fur products	5	84,091	5,562	40,569	7,139
S96300	Funeral and related activities	S	S	S	S	S
	IVB - MIMAROPA	-	-	-	-	-
	V - Bicol Region	S	S	S	S	S
S96300	Funeral and related activities	S	S	S	S	S
	VI - Western Visayas	8	128,195	62,587	51,851	4,251
S95210	Repair of consumer electronics	S	S	S	S	S
S96101	Spa activities	4	49,434	6,147	36,349	740
S96105	Beauty parlor activities	S	S	S	S	S
S96210	Washing and dry cleaning of textile and fur products	S	S	S	S	S
S96300	Funeral and related activities	S	S	S	S	S
	VII - Central Visayas	18	291,533	64,373	113,612	23,837
S95110	Repair of computers and peripheral equipment	S	S	S	S	S
S96101	Spa activities	3	16,532	-	12,945	1,047
S96103	Slendering and body building activities	S	S	S	S	S
S96105	Beauty parlor activities	6	7,767	-	-	311
S96300	Funeral and related activities	5	173,588	64,373	67,169	22,480
	VIII - Eastern Visayas	S	S	S	S	S
S96105	Beauty parlor activities	S	S	S	S	S
	IX - Zamboanga Peninsula	-	-	-	-	-

TABLE 8a Number of Establishments and Book Value of Tangible Fixed Assets by Type for Other Service Activities Establishments with Total Employment of 20 and Over by Region and Industry Sub-Class: Philippines, 2010 *(Continued)*

(Value in thousand pesos. Details may not add-up to total due to rounding and/or statistical disclosure control)

2009 PSIC Code	Region / Industry Description	Number of Establishments	Book Value of Tangible Fixed Assets				
			Total	Land	Buildings, Other Structures and Land Improvements	Transport Equipment	
		(1)	(2)	(3)	(4)	(5)	
	X - Northern Mindanao	S	S	S	S	S	
S96101	Spa activities	S	S	S	S	S	
	XI - Davao Region	5	42,998	5,000	9,897	382	
S96101	Spa activities	}	5	42,998	5,000	9,897	382
S96103	Slendering and body building activities						
S96105	Beauty parlor activities						
	XII - SOCCSKSARGEN	-	-	-	-	-	
	XIII - Caraga	S	S	S	S	S	
S96101	Spa activities	S	S	S	S	S	
	Autonomous Region in Muslim Mindanao	-	-	-	-	-	

2009 PSIC Code	Region / Industry Description	Book Value of Tangible Fixed Assets			
		ICT Machinery and Equipment	Other Machinery and Equipment	Valuables	Other Tangible Fixed Assets
		(6)	(7)	(8)	(9)
	PHILIPPINES	87,658	758,346	319	954
S95110	Repair of computers and peripheral equipment	25,662	11,293	-	-
S95120	Repair of communications equipment	1,160	5,054	-	-
S95210	Repair of consumer electronics	600	2,505	-	-
S95221	Repair and servicing of household appliances	185	9,686	-	-
S95290	Repair of personal and household goods, n.e.c.	S	S	S	S
S96101	Spa activities	6,201	363,085	131	40
S96103	Slendering and body building activities	9,889	98,587	-	-
S96104	Beauty treatment and personal grooming activities	1,713	43,851	-	-
S96105	Beauty parlor activities	9,498	39,512	-	-
S96106	Barber shop activities	S	S	S	S
S96210	Washing and dry cleaning of textile and fur products	14,898	96,013	-	126
S96300	Funeral and related activities	17,140	84,530	187	788

TABLE 8a Number of Establishments and Book Value of Tangible Fixed Assets by Type for Other Service Activities Establishments with Total Employment of 20 and Over by Region and Industry Sub-Class: Philippines, 2010 *(Continued)*

(Value in thousand pesos. Details may not add-up to total due to rounding and/or statistical disclosure control)

2009 PSIC Code	Region / Industry Description	Book Value of Tangible Fixed Assets			
		ICT Machinery and Equipment	Other Machinery and Equipment	Valuables	Other Tangible Fixed Assets
		(6)	(7)	(8)	(9)
	National Capital Region	44,437	624,531	-	126
S95110	Repair of computers and peripheral equipment	2,044	885	-	-
S95120	Repair of communications equipment	1,160	5,054	-	-
S95210	Repair of consumer electronics	S	S	S	S
S95221	Repair and servicing of household appliances	185	9,422	-	-
S95290	Repair of personal and household goods, n.e.c.	S	S	S	S
S96101	Spa activities	3,447	337,690	-	-
S96103	Slendering and body building activities	9,077	55,427	-	-
S96104	Beauty treatment and personal grooming activities	1,713	43,851	-	-
S96105	Beauty parlor activities	4,839	27,915	-	-
S96106	Barber shop activities	S	S	S	S
S96210	Washing and dry cleaning of textile and fur products	10,461	68,287	-	126
S96300	Funeral and related activities	10,800	70,263	-	-
	I - Ilocos Region	-	782	-	-
S96105	Beauty parlor activities	S	S	S	S
S96300	Funeral and related activities	S	S	S	S
	II - Cagayan Valley	-	-	-	-
	III - Central Luzon	500	3,040	-	-
S95210	Repair of consumer electronics	S	S	S	S
S96105	Beauty parlor activities	S	S	S	S
	IVA - CALABARZON	12,709	32,780	-	27
S95110	Repair of computers and peripheral equipment	S	S	S	S
S95221	Repair and servicing of household appliances	S	S	S	S
S96101	Spa activities	250	2,523	-	27
S96105	Beauty parlor activities	-	3,487	-	-
S96210	Washing and dry cleaning of textile and fur products	4,437	26,383	-	-
S96300	Funeral and related activities	S	S	S	S
	IVB - MIMAROPA	-	-	-	-
	V - Bicol Region	S	S	S	S
S96300	Funeral and related activities	S	S	S	S

TABLE 8a Number of Establishments and Book Value of Tangible Fixed Assets by Type for Other Service Activities Establishments with Total Employment of 20 and Over by Region and Industry Sub-Class: Philippines, 2010 (*Concluded*)

(Value in thousand pesos. Details may not add-up to total due to rounding and/or statistical disclosure control)

2009 PSIC Code	Region / Industry Description	Book Value of Tangible Fixed Assets			
		ICT Machinery and Equipment	Other Machinery and Equipment	Valuables	Other Tangible Fixed Assets
		(6)	(7)	(8)	(9)
S95210	Repair of consumer electronics	S	S	S	S
S96101	Spa activities	1,406	4,661	131	-
S96105	Beauty parlor activities	S	S	S	S
S96210	Washing and dry cleaning of textile and fur products	S	S	S	S
S96300	Funeral and related activities	S	S	S	S
	VII - Central Visayas	26,322	62,438	162	788
S95110	Repair of computers and peripheral equipment	S	S	S	S
S96101	Spa activities	50	2,490	-	-
S96103	Slendering and body building activities	S	S	S	S
S96105	Beauty parlor activities	4,362	3,094	-	-
S96300	Funeral and related activities	5,330	13,287	162	788
	VIII - Eastern Visayas	S	S	S	S
S96105	Beauty parlor activities	S	S	S	S
	IX - Zamboanga Peninsula	-	-	-	-
	X - Northern Mindanao	S	S	S	S
S96101	Spa activities	S	S	S	S
	XI - Davao Region	1,053	26,653	-	13
S96101	Spa activities	}			
S96103	Slendering and body building activities	}	1,053	26,653	-
S96105	Beauty parlor activities	}			13
	XII - SOCCSKSARGEN	-	-	-	-
	XIII - Caraga	S	S	S	S
S96101	Spa activities	S	S	S	S
	Autonomous Region in Muslim Mindanao	-	-	-	-

S - Data suppressed

} - Data combined

TABLE 8a.1 Number of Establishments and Book Value of Intangible Assets by Type for Other Service Activities Establishments  
with Total Employment of 20 and Over by Region and Industry Sub-Class: Philippines, 2010

(Value in thousand pesos. Details may not add-up to total due to rounding and/or statistical disclosure control)

2009 PSIC Code	Region / Industry Description	Number of Establishments	Value of Intangible Assets as of December 31				
			Total	Intangible Non-Produced Assets	Computer Software and Data Bases	Entertainment, Literary and Artistic Originals	Other Intangible Assets
PHILIPPINES		280	69,616	66,500	3,116	-	-
S95110	Repair of computers and peripheral equipment	8	-	-	-	-	-
S95120	Repair of communications equipment	3	-	-	-	-	-
S95210	Repair of consumer electronics	3	-	-	-	-	-
S95221	Repair and servicing of household appliances	16	-	-	-	-	-
S95290	Repair of personal and household goods, n.e.c.	S	S	S	S	S	S
S96101	Spa activities	52	-	-	-	-	-
S96103	Slendering and body building activities	22	-	-	-	-	-
S96104	Beauty treatment and personal grooming activities	4	-	-	-	-	-
S96105	Beauty parlor activities	133	-	-	-	-	-
S96106	Barber shop activities	S	S	S	S	S	S
S96210	Washing and dry cleaning of textile and fur products	17	-	-	-	-	-
S96300	Funeral and related activities	20	69,616	66,500	3,116	-	-
National Capital Region		197	69,483	66,500	2,983	-	-
S95110	Repair of computers and peripheral equipment	5	-	-	-	-	-
S95120	Repair of communications equipment	3	-	-	-	-	-
S95210	Repair of consumer electronics	S	S	S	S	S	S
S95221	Repair and servicing of household appliances	15	-	-	-	-	-
S95290	Repair of personal and household goods, n.e.c.	S	S	S	S	S	S
S96101	Spa activities	37	-	-	-	-	-
S96103	Slendering and body building activities	19	-	-	-	-	-
S96104	Beauty treatment and personal grooming activities	4	-	-	-	-	-
S96105	Beauty parlor activities	90	-	-	-	-	-
S96106	Barber shop activities	S	S	S	S	S	S
S96210	Washing and dry cleaning of textile and fur products	11	-	-	-	-	-
S96300	Funeral and related activities	10	69,483	66,500	2,983	-	-
I - Ilocos Region		5	-	-	-	-	-
S96105	Beauty parlor activities	S	S	S	S	S	S
S96300	Funeral and related activities	S	S	S	S	S	S
II - Cagayan Valley		-	-	-	-	-	-
III - Central Luzon		11	-	-	-	-	-
S95210	Repair of consumer electronics	S	S	S	S	S	S
S96105	Beauty parlor activities	S	S	S	S	S	S

TABLE 8a.1 Number of Establishments and Book Value of Intangible Assets by Type for Other Service Activities Establishments with Total Employment of 20 and Over by Region and Industry Sub-Class: Philippines, 2010 *(Continued)*

(Value in thousand pesos. Details may not add-up to total due to rounding and/or statistical disclosure control)

2009 PSIC Code	Region / Industry Description	Number of Establishments	Value of Intangible Assets as of December 31				
			Total	Intangible Non-Produced Assets	Computer Software and Data Bases	Entertainment, Literary and Artistic Originals	Other Intangible Assets
			(1)	(2)	(3)	(4)	(5)
	IVA - CALABARZON	31	-	-	-	-	-
S95110	Repair of computers and peripheral equipment	S	S	S	S	S	S
S95221	Repair and servicing of household appliances	S	S	S	S	S	S
S96101	Spa activities	3	-	-	-	-	-
S96105	Beauty parlor activities	19	-	-	-	-	-
S96210	Washing and dry cleaning of textile and fur products	5	-	-	-	-	-
S96300	Funeral and related activities	S	S	S	S	S	S
	IVB - MIMAROPA	-	-	-	-	-	-
	V - Bicol Region	S	S	S	S	S	S
S96300	Funeral and related activities	S	S	S	S	S	S
	VI - Western Visayas	8	-	-	-	-	-
S95210	Repair of consumer electronics	S	S	S	S	S	S
S96101	Spa activities	4	-	-	-	-	-
S96105	Beauty parlor activities	S	S	S	S	S	S
S96210	Washing and dry cleaning of textile and fur products	S	S	S	S	S	S
S96300	Funeral and related activities	S	S	S	S	S	S
	VII - Central Visayas	18	133	-	133	-	-
S95110	Repair of computers and peripheral equipment	S	S	S	S	S	S
S96101	Spa activities	3	-	-	-	-	-
S96103	Slendering and body building activities	S	S	S	S	S	S
S96105	Beauty parlor activities	6	-	-	-	-	-
S96300	Funeral and related activities	5	133	-	133	-	-
	VIII - Eastern Visayas	S	S	S	S	S	S
S96105	Beauty parlor activities	S	S	S	S	S	S
	IX - Zamboanga Peninsula	-	-	-	-	-	-



TABLE 8a.1 Number of Establishments and Book Value of Intangible Assets by Type for Other Service Activities Establishments  
with Total Employment of 20 and Over by Region and Industry Sub-Class: Philippines, 2010 *(Concluded)*

(Value in thousand pesos. Details may not add-up to total due to rounding and/or statistical disclosure control)

2009 PSIC Code	Region / Industry Description	Number of Establishments	Value of Intangible Assets as of December 31				
			Total	Intangible Non-Produced Assets	Computer Software and Data Bases	Entertainment, Literary and Artistic Originals	Other Intangible Assets
		(1)	(2)	(3)	(4)	(5)	(6)
	X - Northern Mindanao	S	S	S	S	S	S
S96101	Spa activities	S	S	S	S	S	S
	XI - Davao Region	5	-	-	-	-	-
S96101	Spa activities	5	-	-	-	-	-
S96103	Slendering and body building activities						
S96105	Beauty parlor activities						
	XII - SOCCSKSARGEN	-	-	-	-	-	-
	XIII - Caraga	S	S	S	S	S	S
S96101	Spa activities	S	S	S	S	S	S
	Autonomous Region in Muslim Mindanao	-	-	-	-	-	-

S - Data suppressed

} - Data combined

TABLE 9a Number of Establishments and Value of Inventories by Type for Other Service Activities Establishments  
with Total Employment of 20 and Over by Region and Industry Sub-Class: Philippines, 2010

(Value in thousand pesos. Details may not add-up to total due to rounding and/or statistical disclosure control)

2009 PSIC Code	Region / Industry Description	Number of Establishments	Value of Inventories as of January 1				
			Total	Materials and Supplies	Fuels, Lubricants, Oils and Greases	Goods for Resale	Other Inventories
		(1)	(2)	(3)	(4)	(5)	(6)
PHILIPPINES		280	300,607	284,894	4,420	11,293	-
S95110	Repair of computers and peripheral equipment	8	22,155	18,629	3,526	-	-
S95120	Repair of communications equipment	3	5,919	5,855	-	64	-
S95210	Repair of consumer electronics	3	2,246	2,246	-	-	-
S95221	Repair and servicing of household appliances	16	37,347	37,347	-	-	-
S95290	Repair of personal and household goods, n.e.c.	S	S	S	S	S	S
S96101	Spa activities	52	4,032	4,029	3	-	-
S96103	Slendering and body building activities	22	6,666	57	-	6,609	-
S96104	Beauty treatment and personal grooming activities	4	5,965	5,965	-	-	-
S96105	Beauty parlor activities	133	37,625	33,004	-	4,621	-
S96106	Barber shop activities	S	S	S	S	S	S
S96210	Washing and dry cleaning of textile and fur products	17	78,710	78,052	658	-	-
S96300	Funeral and related activities	20	98,673	98,440	233	-	-
National Capital Region		197	222,483	207,484	3,706	11,293	-
S95110	Repair of computers and peripheral equipment	5	5,360	1,834	3,526	-	-
S95120	Repair of communications equipment	3	5,919	5,855	-	64	-
S95210	Repair of consumer electronics	S	S	S	S	S	S
S95221	Repair and servicing of household appliances	15	36,792	36,792	-	-	-
S95290	Repair of personal and household goods, n.e.c.	S	S	S	S	S	S
S96101	Spa activities	37	2,231	2,231	-	-	-
S96103	Slendering and body building activities	19	6,666	57	-	6,609	-
S96104	Beauty treatment and personal grooming activities	4	5,965	5,965	-	-	-
S96105	Beauty parlor activities	90	29,642	25,021	-	4,621	-
S96106	Barber shop activities	S	S	S	S	S	S
S96210	Washing and dry cleaning of textile and fur products	11	73,792	73,612	180	-	-
S96300	Funeral and related activities	10	53,601	53,601	-	-	-
I - Ilocos Region		5	12,846	12,846	-	-	-
S96105	Beauty parlor activities	S	S	S	S	S	S
S96300	Funeral and related activities	S	S	S	S	S	S
II - Cagayan Valley		-	-	-	-	-	-
III - Central Luzon		11	3,093	3,093	-	-	-
S95210	Repair of consumer electronics	S	S	S	S	S	S
S96105	Beauty parlor activities	S	S	S	S	S	S

TABLE 9a Number of Establishments and Value of Inventories by Type for Other Service Activities Establishments  
with Total Employment of 20 and Over by Region and Industry Sub-Class: Philippines, 2010 *(Continued)*

(Value in thousand pesos. Details may not add-up to total due to rounding and/or statistical disclosure control)

2009 PSIC Code	Region / Industry Description	Number of Establishments	Value of Inventories as of January 1				
			Total	Materials and Supplies	Fuels, Lubricants, Oils and Greases	Goods for Resale	Other Inventories
	IVA - CALABARZON	31	28,339	27,861	477	-	-
S95110	Repair of computers and peripheral equipment	S	S	S	S	S	S
S95221	Repair and servicing of household appliances	S	S	S	S	S	S
S96101	Spa activities	3	198	198	-	-	-
S96105	Beauty parlor activities	19	3,193	3,193	-	-	-
S96210	Washing and dry cleaning of textile and fur products	5	4,918	4,441	477	-	-
S96300	Funeral and related activities	S	S	S	S	S	S
	IVB - MIMAROPA	-	-	-	-	-	-
	V - Bicol Region	S	S	S	S	S	S
S96300	Funeral and related activities	S	S	S	S	S	S
	VI - Western Visayas	8	7,686	7,683	3	-	-
S95210	Repair of consumer electronics	S	S	S	S	S	S
S96101	Spa activities	4	1,490	1,487	3	-	-
S96105	Beauty parlor activities	S	S	S	S	S	S
S96210	Washing and dry cleaning of textile and fur products	S	S	S	S	S	S
S96300	Funeral and related activities	S	S	S	S	S	S
	VII - Central Visayas	18	25,095	24,862	233	-	-
S95110	Repair of computers and peripheral equipment	S	S	S	S	S	S
S96101	Spa activities	3	-	-	-	-	-
S96103	Slendering and body building activities	S	S	S	S	S	S
S96105	Beauty parlor activities	6	1,129	1,129	-	-	-
S96300	Funeral and related activities	5	23,966	23,733	233	-	-
	VIII - Eastern Visayas	S	S	S	S	S	S
S96105	Beauty parlor activities	S	S	S	S	S	S
	IX - Zamboanga Peninsula	-	-	-	-	-	-

TABLE 9a Number of Establishments and Value of Inventories by Type for Other Service Activities Establishments  
with Total Employment of 20 and Over by Region and Industry Sub-Class: Philippines, 2010 *(Continued)*

(Value in thousand pesos. Details may not add-up to total due to rounding and/or statistical disclosure control)

2009 PSIC Code	Region / Industry Description	Number of Establishments	Value of Inventories as of January 1				
			Total	Materials and Supplies	Fuels, Lubricants, Oils and Greases	Goods for Resale	Other Inventories
			(1)	(2)	(3)	(4)	(5)
	X - Northern Mindanao	S	S	S	S	S	S
S96101	Spa activities	S	S	S	S	S	S
	XI - Davao Region	5	750	750	-	-	-
S96101	Spa activities	5	750	750	-	-	-
S96103	Slendering and body building activities						
S96105	Beauty parlor activities						
	XII - SOCCSKSARGEN	-	-	-	-	-	-
	XIII - Caraga	S	S	S	S	S	S
S96101	Spa activities	S	S	S	S	S	S
	Autonomous Region in Muslim Mindanao	-	-	-	-	-	-

2009 PSIC Code	Region / Industry Description	Value of Inventories as of December 31				
		Total	Materials and Supplies	Fuels, Lubricants, Oils and Greases	Goods for Resale	Other Inventories
		(7)	(8)	(9)	(10)	(11)
	PHILIPPINES	318,784	302,915	5,794	10,074	-
S95110	Repair of computers and peripheral equipment	22,357	18,708	3,649	-	-
S95120	Repair of communications equipment	5,801	5,710	-	91	-
S95210	Repair of consumer electronics	6,006	6,006	-	-	-
S95221	Repair and servicing of household appliances	36,926	36,926	-	-	-
S95290	Repair of personal and household goods, n.e.c.	S	S	S	S	S
S96101	Spa activities	11,086	11,043	43	-	-
S96103	Slendering and body building activities	25,514	18,334	-	7,180	-
S96104	Beauty treatment and personal grooming activities	5,994	5,994	-	-	-
S96105	Beauty parlor activities	35,299	32,497	-	2,803	-
S96106	Barber shop activities	S	S	S	S	S
S96210	Washing and dry cleaning of textile and fur products	72,522	70,661	1,861	-	-
S96300	Funeral and related activities	95,661	95,420	241	-	-

TABLE 9a Number of Establishments and Value of Inventories by Type for Other Service Activities Establishments  
with Total Employment of 20 and Over by Region and Industry Sub-Class: Philippines, 2010 *(Continued)*

(Value in thousand pesos. Details may not add-up to total due to rounding and/or statistical disclosure control)

2009 PSIC Code	Region / Industry Description	Value of Inventories as of December 31				
		Total	Materials and Supplies	Fuels, Lubricants, Oils and Greases	Goods for Resale	Other Inventories
		(7)	(8)	(9)	(10)	(11)
	National Capital Region	239,951	225,957	3,920	10,074	-
S95110	Repair of computers and peripheral equipment	5,166	1,517	3,649	-	-
S95120	Repair of communications equipment	5,801	5,710	-	91	-
S95210	Repair of consumer electronics	S	S	S	S	S
S95221	Repair and servicing of household appliances	36,379	36,379	-	-	-
S95290	Repair of personal and household goods, n.e.c.	S	S	S	S	S
S96101	Spa activities	7,747	7,709	38	-	-
S96103	Slendering and body building activities	25,514	18,334	-	7,180	-
S96104	Beauty treatment and personal grooming activities	5,994	5,994	-	-	-
S96105	Beauty parlor activities	27,011	24,208	-	2,803	-
S96106	Barber shop activities	S	S	S	S	S
S96210	Washing and dry cleaning of textile and fur products	66,443	66,211	233	-	-
S96300	Funeral and related activities	53,323	53,323	-	-	-
	I - Ilocos Region	14,250	14,250	-	-	-
S96105	Beauty parlor activities	S	S	S	S	S
S96300	Funeral and related activities	S	S	S	S	S
	II - Cagayan Valley	-	-	-	-	-
	III - Central Luzon	3,013	3,013	-	-	-
S95210	Repair of consumer electronics	S	S	S	S	S
S96105	Beauty parlor activities	S	S	S	S	S
	IVA - CALABARZON	31,136	29,507	1,629	-	-
S95110	Repair of computers and peripheral equipment	S	S	S	S	S
S95221	Repair and servicing of household appliances	S	S	S	S	S
S96101	Spa activities	196	196	-	-	-
S96105	Beauty parlor activities	3,417	3,417	-	-	-
S96210	Washing and dry cleaning of textile and fur products	6,079	4,450	1,629	-	-
S96300	Funeral and related activities	S	S	S	S	S
	IVB - MIMAROPA	-	-	-	-	-
	V - Bicol Region	S	S	S	S	S
S96300	Funeral and related activities	S	S	S	S	S

TABLE 9a Number of Establishments and Value of Inventories by Type for Other Service Activities Establishments with Total Employment of 20 and Over by Region and Industry Sub-Class: Philippines, 2010 *(Concluded)*

(Value in thousand pesos. Details may not add-up to total due to rounding and/or statistical disclosure control)

2009 PSIC Code	Region / Industry Description	Value of Inventories as of December 31				
		Total	Materials and Supplies	Fuels, Lubricants, Oils and Greases	Goods for Resale	Other Inventories
		(7)	(8)	(9)	(10)	(11)
	VI - Western Visayas	4,429	4,424	5	-	-
S95210	Repair of consumer electronics	S	S	S	S	S
S96101	Spa activities	3,025	3,020	5	-	-
S96105	Beauty parlor activities	S	S	S	S	S
S96210	Washing and dry cleaning of textile and fur products	S	S	S	S	S
S96300	Funeral and related activities	S	S	S	S	S
	VII - Central Visayas	24,676	24,436	241	-	-
S95110	Repair of computers and peripheral equipment	S	S	S	S	S
S96101	Spa activities	-	-	-	-	-
S96103	Slendering and body building activities	S	S	S	S	S
S96105	Beauty parlor activities	1,178	1,178	-	-	-
S96300	Funeral and related activities	23,498	23,257	241	-	-
	VIII - Eastern Visayas	S	S	S	S	S
S96105	Beauty parlor activities	S	S	S	S	S
	IX - Zamboanga Peninsula	-	-	-	-	-
	X - Northern Mindanao	S	S	S	S	S
S96101	Spa activities	S	S	S	S	S
	XI - Davao Region	953	953	-	-	-
S96101	Spa activities	953	953	-	-	-
S96103	Slendering and body building activities					
S96105	Beauty parlor activities					
	XII - SOCCSKSARGEN	-	-	-	-	-
	XIII - Caraga	S	S	S	S	S
S96101	Spa activities	S	S	S	S	S
	Autonomous Region in Muslim Mindanao	-	-	-	-	-

S - Data suppressed

} - Data combined

TABLE 10a Number of Reporting Establishments and Nationality with Highest Capital Participation Rate as of December 31 for Other Service Activities Establishments with Total Employment of 20 and Over by Region and Industry Sub-Class: Philippines, 2010

(An establishment with equal capital participation rate may be reported several times)

2009 PSIC Code	Region / Industry Description	Number of Reporting Establishments	Nationality with Highest Capital Participation Rate				
			Filipino	American	British	Chinese	German
		(1)	(2)	(3)	(4)	(5)	(6)
PHILIPPINES		117	111	3	1	2	1
S95110	Repair of computers and peripheral equipment	8	7	1	-	-	-
S95120	Repair of communications equipment	3	2	-	-	-	-
S95210	Repair of consumer electronics	3	3	-	-	-	-
S95221	Repair and servicing of household appliances	4	4	-	-	-	-
S95290	Repair of personal and household goods, n.e.c.	S	S	S	S	S	S
S96101	Spa activities	26	25	1	-	2	1
S96103	Slendering and body building activities	9	9	-	-	-	-
S96104	Beauty treatment and personal grooming activities	4	4	-	-	-	-
S96105	Beauty parlor activities	30	30	-	1	-	-
S96106	Barber shop activities	S	S	S	S	S	S
S96210	Washing and dry cleaning of textile and fur products	14	11	1	-	-	-
S96300	Funeral and related activities	14	14	-	-	-	-
National Capital Region		60	59	1	1	2	-
S95110	Repair of computers and peripheral equipment	5	5	-	-	-	-
S95120	Repair of communications equipment	3	2	-	-	-	-
S95210	Repair of consumer electronics	S	S	S	S	S	S
S95221	Repair and servicing of household appliances	3	3	-	-	-	-
S95290	Repair of personal and household goods, n.e.c.	S	S	S	S	S	S
S96101	Spa activities	11	11	1	-	2	-
S96103	Slendering and body building activities	6	6	-	-	-	-
S96104	Beauty treatment and personal grooming activities	4	4	-	-	-	-
S96105	Beauty parlor activities	12	12	-	1	-	-
S96106	Barber shop activities	S	S	S	S	S	S
S96210	Washing and dry cleaning of textile and fur products	8	8	-	-	-	-
S96300	Funeral and related activities	5	5	-	-	-	-
I - Ilocos Region		4	4	-	-	-	-
S96105	Beauty parlor activities	S	S	S	S	S	S
S96300	Funeral and related activities	S	S	S	S	S	S
II - Cagayan Valley		-	-	-	-	-	-
III - Central Luzon		4	4	-	-	-	-
S95210	Repair of consumer electronics	S	S	S	S	S	S
S96105	Beauty parlor activities	S	S	S	S	S	S

TABLE 10a Number of Reporting Establishments and Nationality with Highest Capital Participation Rate as of December 31 for Other Service Activities Establishments with Total Employment of 20 and Over by Region and Industry Sub-Class: Philippines, 2010 *(Continued)*

(An establishment with equal capital participation rate may be reported several times)

2009 PSIC Code	Region / Industry Description	Number of Reporting Establishments	Nationality with Highest Capital Participation Rate				
			Filipino	American	British	Chinese	German
		(1)	(2)	(3)	(4)	(5)	(6)
	IVA - CALABARZON	17	14	1	-	-	-
S95110	Repair of computers and peripheral equipment	S	S	S	S	S	S
S95221	Repair and servicing of household appliances	S	S	S	S	S	S
S96101	Spa activities	3	3	-	-	-	-
S96105	Beauty parlor activities	5	5	-	-	-	-
S96210	Washing and dry cleaning of textile and fur products	5	2	1	-	-	-
S96300	Funeral and related activities	S	S	S	S	S	S
	IVB - MIMAROPA	-	-	-	-	-	-
	V - Bicol Region	S	S	S	S	S	S
S96300	Funeral and related activities	S	S	S	S	S	S
	VI - Western Visayas	8	7	-	-	-	1
S95210	Repair of consumer electronics	S	S	S	S	S	S
S96101	Spa activities	4	3	-	-	-	1
S96105	Beauty parlor activities	S	S	S	S	S	S
S96210	Washing and dry cleaning of textile and fur products	S	S	S	S	S	S
S96300	Funeral and related activities	S	S	S	S	S	S
	VII - Central Visayas	14	13	1	-	-	-
S95110	Repair of computers and peripheral equipment	S	S	S	S	S	S
S96101	Spa activities	3	3	-	-	-	-
S96103	Slendering and body building activities	S	S	S	S	S	S
S96105	Beauty parlor activities	3	3	-	-	-	-
S96300	Funeral and related activities	4	4	-	-	-	-
	VIII - Eastern Visayas	S	S	S	S	S	S
S96105	Beauty parlor activities	S	S	S	S	S	S
	IX - Zamboanga Peninsula	-	-	-	-	-	-



TABLE 10a Number of Reporting Establishments and Nationality with Highest Capital Participation Rate as of December 31 for Other Service Activities Establishments with Total Employment of 20 and Over by Region and Industry Sub-Class: Philippines, 2010 (Continued)

(An establishment with equal capital participation rate may be reported several times)

2009 PSIC Code	Region / Industry Description	Number of Reporting Establishments	Nationality with Highest Capital Participation Rate				
			Filipino	American	British	Chinese	German
			(1)	(2)	(3)	(4)	(5)
	X - Northern Mindanao	S	S	S	S	S	S
S96101	Spa activities	S	S	S	S	S	S
	XI - Davao Region	5	5	-	-	-	-
S96101	Spa activities	5	5	-	-	-	-
S96103	Slendering and body building activities						
S96105	Beauty parlor activities						
	XII - SOCCSKSARGEN	-	-	-	-	-	-
	XIII - Caraga	S	S	S	S	S	S
S96101	Spa activities	S	S	S	S	S	S
	Autonomous Region in Muslim Mindanao	-	-	-	-	-	-

2009 PSIC Code	Region / Industry Description	Nationality with Highest Capital Participation Rate				
		Japanese	Korean	Singaporean	Taiwanese	Others
		(7)	(8)	(9)	(10)	(11)
	<b>PHILIPPINES</b>	-	<b>2</b>	-	-	<b>1</b>
S95110	Repair of computers and peripheral equipment	-	-	-	-	-
S95120	Repair of communications equipment	-	-	-	-	<b>1</b>
S95210	Repair of consumer electronics	-	-	-	-	-
S95221	Repair and servicing of household appliances	-	-	-	-	-
S95290	Repair of personal and household goods, n.e.c.	S	S	S	S	S
S96101	Spa activities	-	-	-	-	-
S96103	Slendering and body building activities	-	-	-	-	-
S96104	Beauty treatment and personal grooming activities	-	-	-	-	-
S96105	Beauty parlor activities	-	-	-	-	-
S96106	Barber shop activities	S	S	S	S	S
S96210	Washing and dry cleaning of textile and fur products	-	<b>2</b>	-	-	-
S96300	Funeral and related activities	-	-	-	-	-

TABLE 10a Number of Establishments and Nationality with Highest Capital Participation Rate as of December 31 for Other Service Activities Establishments with Total Employment of 20 and Over by Region and Industry Sub-Class: Philippines, 2010 *(Continued)*

(An establishment with equal capital participation rate may be reported several times)

2009 PSIC Code	Region / Industry Description	Nationality with Highest Capital Participation Rate				
		Japanese	Korean	Singaporean	Taiwanese	Others
		(7)	(8)	(9)	(10)	(11)
	National Capital Region	-	-	-	-	1
S95110	Repair of computers and peripheral equipment	-	-	-	-	-
S95120	Repair of communications equipment	-	-	-	-	1
S95210	Repair of consumer electronics	S	S	S	S	S
S95221	Repair and servicing of household appliances	-	-	-	-	-
S95290	Repair of personal and household goods, n.e.c.	S	S	S	S	S
S96101	Spa activities	-	-	-	-	-
S96103	Slendering and body building activities	-	-	-	-	-
S96104	Beauty treatment and personal grooming activities	-	-	-	-	-
S96105	Beauty parlor activities	-	-	-	-	-
S96106	Barber shop activities	S	S	S	S	S
S96210	Washing and dry cleaning of textile and fur products	-	-	-	-	-
S96300	Funeral and related activities	-	-	-	-	-
	I - Ilocos Region	-	-	-	-	-
S96105	Beauty parlor activities	S	S	S	S	S
S96300	Funeral and related activities	S	S	S	S	S
	II - Cagayan Valley	-	-	-	-	-
	III - Central Luzon	-	-	-	-	-
S95210	Repair of consumer electronics	S	S	S	S	S
S96105	Beauty parlor activities	S	S	S	S	S
	IVA - CALABARZON	-	2	-	-	-
S95110	Repair of computers and peripheral equipment	S	S	S	S	S
S95221	Repair and servicing of household appliances	S	S	S	S	S
S96101	Spa activities	-	-	-	-	-
S96105	Beauty parlor activities	-	-	-	-	-
S96210	Washing and dry cleaning of textile and fur products	-	2	-	-	-
S96300	Funeral and related activities	S	S	S	S	S

TABLE 10a Number of Establishments and Nationality with Highest Capital Participation Rate as of December 31 for Other Service Activities Establishments with Total Employment of 20 and Over by Region and Industry Sub-Class: Philippines, 2010 *(Continued)*

(An establishment with equal capital participation rate may be reported several times)

2009 PSIC Code	Region / Industry Description	Nationality with Highest Capital Participation Rate				
		Japanese	Korean	Singaporean	Taiwanese	Others
		(7)	(8)	(9)	(10)	(11)
	IVB - MIMAROPA	-	-	-	-	-
	V - Bicol Region	S	S	S	S	S
S96300	Funeral and related activities	S	S	S	S	S
	VI - Western Visayas	-	-	-	-	-
S95210	Repair of consumer electronics	S	S	S	S	S
S96101	Spa activities	-	-	-	-	-
S96105	Beauty parlor activities	S	S	S	S	S
S96210	Washing and dry cleaning of textile and fur products	S	S	S	S	S
S96300	Funeral and related activities	S	S	S	S	S
	VII - Central Visayas	-	-	-	-	-
S95110	Repair of computers and peripheral equipment	S	S	S	S	S
S96101	Spa activities	-	-	-	-	-
S96103	Slendering and body building activities	S	S	S	S	S
S96105	Beauty parlor activities	-	-	-	-	-
S96300	Funeral and related activities	-	-	-	-	-
	VIII - Eastern Visayas	S	S	S	S	S
S96105	Beauty parlor activities	S	S	S	S	S
	IX - Zamboanga Peninsula	-	-	-	-	-
	X - Northern Mindanao	S	S	S	S	S
S96101	Spa activities	S	S	S	S	S
	XI - Davao Region	-	-	-	-	-
S96101	Spa activities	}				
S96103	Slendering and body building activities	}	-	-	-	-
S96105	Beauty parlor activities	}				
	XII - SOCCSKSARGEN	-	-	-	-	-

TABLE 10a Number of Establishments and Nationality with Highest Capital Participation Rate as of December 31 for Other Service Activities Establishments with Total Employment of 20 and Over by Region and Industry Sub-Class: Philippines, 2010 (*Concluded*)

(An establishment with equal capital participation rate may be reported several times)

2009 PSIC Code	Region / Industry Description	Nationality with Highest Capital Participation Rate				
		Japanese	Korean	Singaporean	Taiwanese	Others
		(7)	(8)	(9)	(10)	(11)
	XIII - Caraga	S	S	S	S	S
S96101	Spa activities	S	S	S	S	S
	Autonomous Region in Muslim Mindanao	-	-	-	-	-

S - Data suppressed

} - Data combined

# **Statistical Tables**

**For Total Employment of Less Than 20**

**National**

TABLE 1b Summary Statistics for Other Service Activities Establishments with Total Employment of Less Than 20 by Industry Sub-Class: Philippines, 2010

(Value in thousand pesos. Details may not add-up to total due to rounding and/or statistical disclosure control)

2009 PSIC Code	Industry Description	Number of Establishments	Employment as of November 15		Total Compensation	Total Revenue
			Total	Paid Employees		
		(1)	(2)	(3)	(4)	(5)
PHILIPPINES		4,272	29,724	28,085	2,546,461	9,945,677
S95110	Repair of computers and peripheral equipment	23	164	157	16,951	119,987
S95120	Repair of communications equipment	28	99	89	7,588	39,056
S95210	Repair of consumer electronics	50	246	241	35,689	164,633
S95221	Repair and servicing of household appliances	290	2,073	2,008	251,638	916,592
S95222	Repair and servicing of home and garden equipment	10	80	80	5,645	23,080
S95231	Repair of boots and shoes	158	492	492	39,317	182,306
S95241	Repair of wood furniture	S	S	S	S	S
S95290	Repair of personal and household goods, n.e.c.	S	S	S	S	S
S96101	Spa activities	415	4,131	4,026	300,110	1,178,720
S96103	Slendering and body building activities	176	1,405	1,331	127,756	687,948
S96104	Beauty treatment and personal grooming activities	112	858	858	150,350	450,039
S96105	Beauty parlor activities	1,367	11,278	10,956	974,921	3,312,470
S96106	Barber shop activities	S	S	S	S	S
S96109	Other personal services for wellness activities, n.e.c.	5	25	25	1,465	9,350
S96210	Washing and dry cleaning of textile and fur products	467	1,815	1,688	148,872	618,927
S96300	Funeral and related activities	680	4,157	3,460	266,566	1,363,405
S96909	Miscellaneous service activities, n.e.c.	S	S	S	S	S

2009 PSIC Code	Industry Description	Total Cost	Value Added	Gross Additions to Tangible Fixed Assets	Change in Inventories	Subsidies
		(6)	(7)	(8)	(9)	(10)
PHILIPPINES		6,711,391	3,910,950	244,792	3,361	-
S95110	Repair of computers and peripheral equipment	92,818	34,401	276	2,386	-
S95120	Repair of communications equipment	25,370	15,339	2,926	(537)	-
S95210	Repair of consumer electronics	114,411	58,465	1,714	2,564	-
S95221	Repair and servicing of household appliances	613,683	300,790	6,727	(44,488)	-
S95222	Repair and servicing of home and garden equipment	11,569	12,962	-	(285)	-
S95231	Repair of boots and shoes	121,725	81,174	2,377	8,868	-
S95241	Repair of wood furniture	S	S	S	S	S
S95290	Repair of personal and household goods, n.e.c.	S	S	S	S	S
S96101	Spa activities	814,966	522,561	17,669	12,038	-
S96103	Slendering and body building activities	442,273	311,740	10,868	(6,278)	-
S96104	Beauty treatment and personal grooming activities	270,202	211,709	50,573	8,829	-
S96105	Beauty parlor activities	2,096,678	1,390,704	52,235	17,152	-
S96106	Barber shop activities	S	S	S	S	S
S96109	Other personal services for wellness activities, n.e.c.	7,962	2,025	-	(9)	-
S96210	Washing and dry cleaning of textile and fur products	521,607	138,851	10,492	4,388	-
S96300	Funeral and related activities	958,668	490,864	56,900	(12,708)	-
S96909	Miscellaneous service activities, n.e.c.	S	S	S	S	S

S - Data suppressed

TABLE 2b Number of Establishments and Employment by Type and Sex for Other Service Activities Establishments  
with Total Employment of Less Than 20 by Industry Sub-Class: Philippines, 2010

(Details may not add-up to total due to rounding and/or statistical disclosure control)

2009 PSIC Code	Industry Description	Number of Establishments	Employment as of November 15					
			Total		Paid		Unpaid	
			Male	Female	Male	Female	Male	Female
		(1)	(2)	(3)	(4)	(5)	(6)	(7)
<b>PHILIPPINES</b>		<b>4,272</b>	<b>13,150</b>	<b>16,575</b>	<b>12,269</b>	<b>15,816</b>	<b>880</b>	<b>759</b>
S95110	Repair of computers and peripheral equipment	23	112	52	109	48	3	4
S95120	Repair of communications equipment	28	52	47	46	43	6	4
S95210	Repair of consumer electronics	50	191	55	186	55	5	-
S95221	Repair and servicing of household appliances	290	1,646	427	1,605	403	40	24
S95222	Repair and servicing of home and garden equipment	10	69	11	69	11	-	-
S95231	Repair of boots and shoes	158	310	182	310	182	-	-
S95241	Repair of wood furniture	S	S	S	S	S	S	S
S95290	Repair of personal and household goods, n.e.c.	S	S	S	S	S	S	S
S96101	Spa activities	415	958	3,173	932	3,094	26	79
S96103	Slendering and body building activities	176	650	755	609	722	41	32
S96104	Beauty treatment and personal grooming activities	112	22	836	22	836	-	-
S96105	Beauty parlor activities	1,367	3,546	7,732	3,417	7,539	129	193
S96106	Barber shop activities	S	S	S	S	S	S	S
S96109	Other personal services for wellness activities, n.e.c.	5	2	23	2	23	-	-
S96210	Washing and dry cleaning of textile and fur products	467	520	1,294	466	1,222	54	72
S96300	Funeral and related activities	680	3,142	1,015	2,725	736	418	279
S96909	Miscellaneous service activities, n.e.c.	S	S	S	S	S	S	S

TABLE 3b Number of Establishments and Compensation of Paid Employees for Other Service Activities Establishments  
with Total Employment of Less Than 20 by Industry Sub-Class: Philippines, 2010

(Value in thousand pesos. Details may not add-up to total due to rounding and/or statistical disclosure control)

2009 PSIC Code	Industry Description	Number of Establishments	Compensation			
			Total	Gross Salaries and Wages	Separation, Retirement/ Terminal Pay, Gratuities, etc.	Social Contributions Paid by Employers
			(1)	(2)	(3)	(4)
<b>PHILIPPINES</b>		<b>4,272</b>	<b>2,546,461</b>	<b>2,391,047</b>	<b>3,626</b>	<b>151,788</b>
S95110	Repair of computers and peripheral equipment	23	16,951	15,696	87	1,167
S95120	Repair of communications equipment	28	7,588	7,060	5	523
S95210	Repair of consumer electronics	50	35,689	33,150	666	1,873
S95221	Repair and servicing of household appliances	290	251,638	235,051	529	16,057
S95222	Repair and servicing of home and garden equipment	10	5,645	5,293	-	352
S95231	Repair of boots and shoes	158	39,317	37,304	112	1,901
S95241	Repair of wood furniture	S	S	S	S	S
S95290	Repair of personal and household goods, n.e.c.	S	S	S	S	S
S96101	Spa activities	415	300,110	284,873	59	15,177
S96103	Slendering and body building activities	176	127,756	117,859	1,006	8,890
S96104	Beauty treatment and personal grooming activities	112	150,350	142,775	-	7,576
S96105	Beauty parlor activities	1,367	974,921	912,127	604	62,189
S96106	Barber shop activities	S	S	S	S	S
S96109	Other personal services for wellness activities, n.e.c.	5	1,465	1,372	-	93
S96210	Washing and dry cleaning of textile and fur products	467	148,872	139,443	-	9,429
S96300	Funeral and related activities	680	266,566	251,597	229	14,741
S96909	Miscellaneous service activities, n.e.c.	S	S	S	S	S

S - Data suppressed

TABLE 4b Number of Establishments and Revenue by Type for Other Service Activities Establishments  
with Total Employment of Less Than 20 by Industry Sub-Class: Philippines, 2010

(Value in thousand pesos. Details may not add-up to total due to rounding and/or statistical disclosure control)

2009 PSIC Code	Industry Description	Number of Establishments	Revenue					
			Total	Revenue from Main Activity	Interest Income	Value of Non- Industrial Services Done for Others	Dividend Income	Commission s and Fees Earned
		(1)	(2)	(3)	(4)	(5)	(6)	(7)
PHILIPPINES		4,272	9,945,677	9,785,509	1,748	65,634	129	-
S95110	Repair of computers and peripheral equipment	23	119,987	119,987	-	-	-	-
S95120	Repair of communications equipment	28	39,056	38,365	-	-	-	-
S95210	Repair of consumer electronics	50	164,633	154,603	385	1,113	-	-
S95221	Repair and servicing of household appliances	290	916,592	896,697	1,012	40	129	-
S95222	Repair and servicing of home and garden equipment	10	23,080	23,080	-	-	-	-
S95231	Repair of boots and shoes	158	182,306	179,779	-	502	-	-
S95241	Repair of wood furniture	S	S	S	S	S	S	S
S95290	Repair of personal and household goods, n.e.c.	S	S	S	S	S	S	S
S96101	Spa activities	415	1,178,720	1,118,516	-	59,400	-	-
S96103	Slendering and body building activities	176	687,948	668,832	36	-	-	-
S96104	Beauty treatment and personal grooming activities	112	450,039	435,753	2	-	-	-
S96105	Beauty parlor activities	1,367	3,312,470	3,288,288	82	-	-	-
S96106	Barber shop activities	S	S	S	S	S	S	S
S96109	Other personal services for wellness activities, n.e.c.	5	9,350	9,350	-	-	-	-
S96210	Washing and dry cleaning of textile and fur products	467	618,927	618,927	-	-	-	-
S96300	Funeral and related activities	680	1,363,405	1,354,171	229	4,579	-	-
S96909	Miscellaneous service activities, n.e.c.	S	S	S	S	S	S	S

2009 PSIC Code	Industry Description	Revenue						
		Delivery Charges Separately Invoiced to Customers	Service Charges	Value of Goods for Resale	Royalty Income	Franchise Income	Foreign Exchange Gains	Other Income
		(8)	(9)	(10)	(11)	(12)	(13)	(14)
PHILIPPINES		-	-	63,186	2,025	-	-	27,446
S95110	Repair of computers and peripheral equipment	-	-	-	-	-	-	-
S95120	Repair of communications equipment	-	-	419	-	-	-	273
S95210	Repair of consumer electronics	-	-	1,895	-	-	-	6,636
S95221	Repair and servicing of household appliances	-	-	12,165	-	-	-	6,548
S95222	Repair and servicing of home and garden equipment	-	-	-	-	-	-	-
S95231	Repair of boots and shoes	-	-	-	2,025	-	-	-
S95241	Repair of wood furniture	S	S	S	S	S	S	S
S95290	Repair of personal and household goods, n.e.c.	S	S	S	S	S	S	S
S96101	Spa activities	-	-	-	-	-	-	805
S96103	Slendering and body building activities	-	-	9,452	-	-	-	9,629
S96104	Beauty treatment and personal grooming activities	-	-	13,975	-	-	-	310
S96105	Beauty parlor activities	-	-	23,906	-	-	-	193
S96106	Barber shop activities	S	S	S	S	S	S	S
S96109	Other personal services for wellness activities, n.e.c.	-	-	-	-	-	-	-
S96210	Washing and dry cleaning of textile and fur products	-	-	-	-	-	-	-
S96300	Funeral and related activities	-	-	1,374	-	-	-	3,053
S96909	Miscellaneous service activities, n.e.c.	S	S	S	S	S	S	S

S - Data suppressed



TABLE 4b.1 Number of Establishments and Revenue from Main Activity by Type of Transaction for Other Service Activities Establishments with Total Employment of Less Than 20 by Industry Sub-Class: Philippines, 2010

(Value in thousand pesos. Details may not add-up to total due to rounding and/or statistical disclosure control)

2009 PSIC Code	Industry Description	Number of Establishments	Revenue from Main Activity		
			Total	Transactions Within the Country	Transactions Outside the Country
		(1)	(2)	(3)	(4)
<b>PHILIPPINES</b>		<b>4,272</b>	<b>9,785,509</b>	<b>9,785,509</b>	<b>-</b>
S95110	Repair of computers and peripheral equipment	23	119,987	119,987	-
S95120	Repair of communications equipment	28	38,365	38,365	-
S95210	Repair of consumer electronics	50	154,603	154,603	-
S95221	Repair and servicing of household appliances	290	896,697	896,697	-
S95222	Repair and servicing of home and garden equipmen	10	23,080	23,080	-
S95231	Repair of boots and shoes	158	179,779	179,779	-
S95241	Repair of wood furniture	S	S	S	S
S95290	Repair of personal and household goods, n.e.c.	S	S	S	S
S96101	Spa activities	415	1,118,516	1,118,516	-
S96103	Slendering and body building activities	176	668,832	668,832	-
S96104	Beauty treatment and personal grooming activities	112	435,753	435,753	-
S96105	Beauty parlor activities	1,367	3,288,288	3,288,288	-
S96106	Barber shop activities	S	S	S	S
S96109	Other personal services for wellness activities, n.e.c.	5	9,350	9,350	-
S96210	Washing and dry cleaning of textile and fur products	467	618,927	618,927	-
S96300	Funeral and related activities	680	1,354,171	1,354,171	-
S96909	Miscellaneous service activities, n.e.c.	S	S	S	S

TABLE 4b.2 Number of Establishments and Non-Industrial Services Done for Others by Other Service Activities Establishments with Total Employment of Less Than 20 by Industry Sub-Class: Philippines, 2010

(Value in thousand pesos. Details may not add-up to total due to rounding and/or statistical disclosure control)

2009 PSIC Code	Industry Description	Number of Establishments	Value of Non-Industrial Services Done for Others				
			Total	Rent Income from Land	Rental Income from Building and Structures	Other Rental Income	Other Non- Industrial Services Done for Others
		(1)	(2)	(3)	(4)	(5)	(6)
<b>PHILIPPINES</b>		<b>4,272</b>	<b>65,634</b>	<b>2,922</b>	<b>61,559</b>	<b>-</b>	<b>1,154</b>
S95110	Repair of computers and peripheral equipment	23	-	-	-	-	-
S95120	Repair of communications equipment	28	-	-	-	-	-
S95210	Repair of consumer electronics	50	1,113	-	-	-	1,113
S95221	Repair and servicing of household appliances	290	40	-	-	-	40
S95222	Repair and servicing of home and garden equipmen	10	-	-	-	-	-
S95231	Repair of boots and shoes	158	502	-	502	-	-
S95241	Repair of wood furniture	S	S	S	S	S	S
S95290	Repair of personal and household goods, n.e.c.	S	S	S	S	S	S
S96101	Spa activities	415	59,400	2,922	56,478	-	-
S96103	Slendering and body building activities	176	-	-	-	-	-
S96104	Beauty treatment and personal grooming activities	112	-	-	-	-	-
S96105	Beauty parlor activities	1,367	-	-	-	-	-
S96106	Barber shop activities	S	S	S	S	S	S
S96109	Other personal services for wellness activities, n.e.c.	5	-	-	-	-	-
S96210	Washing and dry cleaning of textile and fur products	467	-	-	-	-	-
S96300	Funeral and related activities	680	4,579	-	4,579	-	-
S96909	Miscellaneous service activities, n.e.c.	S	S	S	S	S	S

S - Data suppressed

TABLE 5b Number of Establishments and Cost by Type for Other Service Activities Establishments with Total Employment of Less Than 20  
by Industry Sub-Class: Philippines, 2010

(Value in thousand pesos. Details may not add-up to total due to rounding and/or statistical disclosure control)

2009 PSIC Code	Industry Description	Number of Establishments	Cost			
			Total	Materials and Supplies Purchased	Fuels, Lubricants, Oils and Greases Purchased	Electricity and Water Purchased
		(1)	(2)	(3)	(4)	(5)
PHILIPPINES		4,272	6,711,391	2,826,772	129,968	654,411
S95110	Repair of computers and peripheral equipment	23	92,818	55,180	2,609	3,017
S95120	Repair of communications equipment	28	25,370	14,103	247	1,253
S95210	Repair of consumer electronics	50	114,411	61,395	2,809	6,295
S95221	Repair and servicing of household appliances	290	613,683	363,897	17,572	35,055
S95222	Repair and servicing of home and garden equipment	10	11,569	3,136	880	1,227
S95231	Repair of boots and shoes	158	121,725	46,209	1,598	8,455
S95241	Repair of wood furniture	S	S	S	S	S
S95290	Repair of personal and household goods, n.e.c.	S	S	S	S	S
S96101	Spa activities	415	814,966	282,148	9,354	94,628
S96103	Slendering and body building activities	176	442,273	98,416	3,765	95,145
S96104	Beauty treatment and personal grooming activities	112	270,202	42,538	933	18,575
S96105	Beauty parlor activities	1,367	2,096,678	756,596	11,773	182,907
S96106	Barber shop activities	S	S	S	S	S
S96109	Other personal services for wellness activities, n.e.c.	5	7,962	899	67	536
S96210	Washing and dry cleaning of textile and fur products	467	521,607	234,416	13,204	113,029
S96300	Funeral and related activities	680	958,668	630,849	57,555	56,809
S96909	Miscellaneous service activities, n.e.c.	S	S	S	S	S

2009 PSIC Code	Industry Description	Cost				
		Industrial Services Done by Others	Non-Industrial Services Done by Others	Interest Expense	Goods Purchased for Resale	Taxes on Product and Production
		(6)	(7)	(8)	(9)	(10)
PHILIPPINES		94,329	2,195,940	82,485	39,474	200,369
S95110	Repair of computers and peripheral equipment	526	26,132	182	-	1,488
S95120	Repair of communications equipment	276	6,462	246	278	953
S95210	Repair of consumer electronics	828	35,897	39	603	2,096
S95221	Repair and servicing of household appliances	7,937	126,896	16	9,304	15,535
S95222	Repair and servicing of home and garden equipment	150	4,165	513	-	545
S95231	Repair of boots and shoes	1,166	47,772	-	-	6,074
S95241	Repair of wood furniture	S	S	S	S	S
S95290	Repair of personal and household goods, n.e.c.	S	S	S	S	S
S96101	Spa activities	4,600	258,680	65,583	-	17,703
S96103	Slendering and body building activities	21,184	141,201	6,422	2,970	8,592
S96104	Beauty treatment and personal grooming activities	3,706	168,506	26	10,750	6,400
S96105	Beauty parlor activities	14,920	930,023	3,597	14,883	71,765
S96106	Barber shop activities	S	S	S	S	S
S96109	Other personal services for wellness activities, n.e.c.	82	5,294	-	-	147
S96210	Washing and dry cleaning of textile and fur products	4,431	113,021	-	-	16,009
S96300	Funeral and related activities	26,767	81,647	1,990	687	31,587
S96909	Miscellaneous service activities, n.e.c.	S	S	S	S	S

TABLE 5b Number of Establishments and Cost by Type for Other Service Activities Establishments with Total Employment of Less Than 20 by Industry Sub-Class: Philippines, 2010 *(Concluded)*

(Value in thousand pesos. Details may not add-up to total due to rounding and/or statistical disclosure control)

2009 PSIC Code	Industry Description	Cost			
		Research and Experimental Development	Environmental Protection Expense	Royalty Fee	Franchise Fee
		(11)	(12)	(13)	(14)
PHILIPPINES		3,135	523	17,336	17,404
S95110	Repair of computers and peripheral equipment	-	-	-	-
S95120	Repair of communications equipment	-	-	-	-
S95210	Repair of consumer electronics	-	-	-	-
S95221	Repair and servicing of household appliances	970	65	808	178
S95222	Repair and servicing of home and garden equipment	-	-	-	-
S95231	Repair of boots and shoes	-	-	1,110	317
S95241	Repair of wood furniture	S	S	S	S
S95290	Repair of personal and household goods, n.e.c.	S	S	S	S
S96101	Spa activities	2,103	-	2,634	4,725
S96103	Slendering and body building activities	-	-	3,405	1,521
S96104	Beauty treatment and personal grooming activities	-	-	-	-
S96105	Beauty parlor activities	-	-	6,516	9,837
S96106	Barber shop activities	S	S	S	S
S96109	Other personal services for wellness activities, n.e.c.	-	-	-	-
S96210	Washing and dry cleaning of textile and fur products	-	-	466	-
S96300	Funeral and related activities	-	458	-	-
S96909	Miscellaneous service activities, n.e.c.	S	S	S	S

2009 PSIC Code	Industry Description	Cost			
		Foreign Exchange Losses	Bad and Doubtful Debts	Depreciation of Fixed Assets	Other Cost
		(15)	(16)	(17)	(18)
PHILIPPINES		524	14,298	382,450	51,973
S95110	Repair of computers and peripheral equipment	-	-	3,176	508
S95120	Repair of communications equipment	-	209	780	562
S95210	Repair of consumer electronics	-	15	3,916	519
S95221	Repair and servicing of household appliances	78	8,387	19,495	7,490
S95222	Repair and servicing of home and garden equipment	-	-	678	275
S95231	Repair of boots and shoes	-	9	7,669	1,348
S95241	Repair of wood furniture	S	S	S	S
S95290	Repair of personal and household goods, n.e.c.	S	S	S	S
S96101	Spa activities	-	-	66,402	6,404
S96103	Slendering and body building activities	445	-	56,918	2,288
S96104	Beauty treatment and personal grooming activities	-	72	16,547	2,150
S96105	Beauty parlor activities	-	-	82,482	11,380
S96106	Barber shop activities	S	S	S	S
S96109	Other personal services for wellness activities, n.e.c.	-	-	499	438
S96210	Washing and dry cleaning of textile and fur products	-	-	21,135	5,897
S96300	Funeral and related activities	-	5,608	59,879	4,833
S96909	Miscellaneous service activities, n.e.c.	S	S	S	S

S - Data suppressed

TABLE 5b.1 Number of Establishments and Cost of Industrial Services Done by Others for Other Service Activities Establishments with Total Employment of Less Than 20 by Industry Sub-Class: Philippines, 2010

(Value in thousand pesos. Details may not add-up to total due to rounding and/or statistical disclosure control)

2009 PSIC Code	Industry Description	Number of Establishments	Industrial Services Done by Others		
			Total	Contract and Commission Work	Other Industrial Services
		(1)	(2)	(3)	(4)
	PHILIPPINES	4,272	94,329	-	94,329
S95110	Repair of computers and peripheral equipment	23	526	-	526
S95120	Repair of communications equipment	28	276	-	276
S95210	Repair of consumer electronics	50	828	-	828
S95221	Repair and servicing of household appliances	290	7,937	-	7,937
S95222	Repair and servicing of home and garden equipment	10	150	-	150
S95231	Repair of boots and shoes	158	1,166	-	1,166
S95241	Repair of wood furniture	S	S	S	S
S95290	Repair of personal and household goods, n.e.c.	S	S	S	S
S96101	Spa activities	415	4,600	-	4,600
S96103	Slendering and body building activities	176	21,184	-	21,184
S96104	Beauty treatment and personal grooming activities	112	3,706	-	3,706
S96105	Beauty parlor activities	1,367	14,920	-	14,920
S96106	Barber shop activities	S	S	S	S
S96109	Other personal services for wellness activities, n.e.c.	5	82	-	82
S96210	Washing and dry cleaning of textile and fur products	467	4,431	-	4,431
S96300	Funeral and related activities	680	26,767	-	26,767
S96909	Miscellaneous service activities, n.e.c.	S	S	S	S

TABLE 5b.2 Number of Establishments and Cost of Non-Industrial Services Done by Others for Other Service Activities Establishments with Total Employment of Less Than 20 by Industry Sub-Class: Philippines, 2010

(Value in thousand pesos. Details may not add-up to total due to rounding and/or statistical disclosure control)

2009 PSIC Code	Industry Description	Number of Establishments	Non-Industrial Services Done by Others				
			Total	Rent Expense for Land	Rental Expense for Building and Structures	Other Rental Expense	Other Non- Industrial Services
		(1)	(2)	(3)	(4)	(5)	(6)
	PHILIPPINES	4,272	2,195,940	25,022	1,308,321	7,207	855,390
S95110	Repair of computers and peripheral equipment	23	26,132	-	10,994	2,302	12,835
S95120	Repair of communications equipment	28	6,462	20	4,786	-	1,656
S95210	Repair of consumer electronics	50	35,897	-	11,094	2	24,802
S95221	Repair and servicing of household appliances	290	126,896	-	59,565	-	67,332
S95222	Repair and servicing of home and garden equipment	10	4,165	-	1,678	-	2,487
S95231	Repair of boots and shoes	158	47,772	-	32,714	-	15,058
S95241	Repair of wood furniture	S	S	S	S	S	S
S95290	Repair of personal and household goods, n.e.c.	S	S	S	S	S	S
S96101	Spa activities	415	258,680	22,829	162,259	-	73,592
S96103	Slendering and body building activities	176	141,201	-	92,345	305	48,551
S96104	Beauty treatment and personal grooming activities	112	168,506	-	67,879	-	100,627
S96105	Beauty parlor activities	1,367	930,023	-	634,022	312	295,688
S96106	Barber shop activities	S	S	S	S	S	S
S96109	Other personal services for wellness activities, n.e.c.	5	5,294	-	4,817	13	465
S96210	Washing and dry cleaning of textile and fur products	467	113,021	-	80,359	-	32,661
S96300	Funeral and related activities	680	81,647	2,094	18,602	4,274	56,677
S96909	Miscellaneous service activities, n.e.c.	S	S	S	S	S	S

S - Data suppressed

TABLE 6b Number of Establishments and Capital Expenditures of Tangible Fixed Assets by Type for Other Service Activities Establishments  
with Total Employment of Less Than 20 by Industry Sub-Class: Philippines, 2010

(Value in thousand pesos. Details may not add-up to total due to rounding and/or statistical disclosure control)

2009 PSIC Code	Industry Description	Number of Establishments	Capital Expenditures of Tangible Fixed Assets			
			Total	Land	Buildings, Other Structures and Land Improvements	Transport Equipment
		(1)	(2)	(3)	(4)	(5)
PHILIPPINES		4,272	244,792	992	79,912	36,659
S95110	Repair of computers and peripheral equipment	23	276	-	-	-
S95120	Repair of communications equipment	28	2,926	-	1,054	-
S95210	Repair of consumer electronics	50	1,714	-	1,217	-
S95221	Repair and servicing of household appliances	290	6,727	-	2,692	-
S95222	Repair and servicing of home and garden equipment	10	-	-	-	-
S95231	Repair of boots and shoes	158	2,377	992	85	1,300
S95241	Repair of wood furniture	S	S	S	S	S
S95290	Repair of personal and household goods, n.e.c.	S	S	S	S	S
S96101	Spa activities	415	17,669	-	8,685	-
S96103	Slendering and body building activities	176	10,868	-	-	-
S96104	Beauty treatment and personal grooming activities	112	50,573	-	2,206	-
S96105	Beauty parlor activities	1,367	52,235	-	9,085	-
S96106	Barber shop activities	S	S	S	S	S
S96109	Other personal services for wellness activities, n.e.c.	5	-	-	-	-
S96210	Washing and dry cleaning of textile and fur products	467	10,492	-	1,105	5,063
S96300	Funeral and related activities	680	56,900	-	48,605	5,953
S96909	Miscellaneous service activities, n.e.c.	S	S	S	S	S

2009 PSIC Code	Industry Description	Capital Expenditures of Tangible Fixed Assets			
		ICT Machinery and Equipment	Other Machinery and Equipment	Valuables	Other Tangible Fixed Assets
		(6)	(7)	(8)	(9)
PHILIPPINES		29,283	97,946	-	-
S95110	Repair of computers and peripheral equipment	234	42	-	-
S95120	Repair of communications equipment	1,869	3	-	-
S95210	Repair of consumer electronics	-	497	-	-
S95221	Repair and servicing of household appliances	689	3,346	-	-
S95222	Repair and servicing of home and garden equipment	-	-	-	-
S95231	Repair of boots and shoes	-	-	-	-
S95241	Repair of wood furniture	S	S	S	S
S95290	Repair of personal and household goods, n.e.c.	S	S	S	S
S96101	Spa activities	240	8,744	-	-
S96103	Slendering and body building activities	-	10,868	-	-
S96104	Beauty treatment and personal grooming activities	-	48,368	-	-
S96105	Beauty parlor activities	22,888	20,262	-	-
S96106	Barber shop activities	S	S	S	S
S96109	Other personal services for wellness activities, n.e.c.	-	-	-	-
S96210	Washing and dry cleaning of textile and fur products	-	4,323	-	-
S96300	Funeral and related activities	1,319	1,024	-	-
S96909	Miscellaneous service activities, n.e.c.	S	S	S	S

S - Data suppressed

TABLE 6b.2 Number of Establishments and Capital Expenditures for Tangible Fixed Assets by Mode of Acquisition for Other Service Activities Establishments with Total Employment of Less Than 20 by Industry Sub-Class: Philippines, 2010

(Value in thousand pesos. Details may not add-up to total due to rounding and/or statistical disclosure control)

2009 PSIC Code	Industry Description	Number of Establishments	Capital Expenditures for Tangible Fixed Assets by Mode of Acquisition				
			Total	New Tangible Fixed Assets	Major Alterations and Improvements on Tangible Fixed Assets	Land and Used Tangible Fixed Assets	Tangible Fixed Produced on Own Account
PHILIPPINES		4,272	244,792	161,917	80,835	2,040	-
S95110	Repair of computers and peripheral equipment	23	276	276	-	-	-
S95120	Repair of communications equipment	28	2,926	1,872	1,054	-	-
S95210	Repair of consumer electronics	50	1,714	497	1,217	-	-
S95221	Repair and servicing of household appliances	290	6,727	4,035	2,692	-	-
S95222	Repair and servicing of home and garden equipment	10	-	-	-	-	-
S95231	Repair of boots and shoes	158	2,377	1,300	85	992	-
S95241	Repair of wood furniture	S	S	S	S	S	S
S95290	Repair of personal and household goods, n.e.c.	S	S	S	S	S	S
S96101	Spa activities	415	17,669	8,984	8,685	-	-
S96103	Slendering and body building activities	176	10,868	10,868	-	-	-
S96104	Beauty treatment and personal grooming activities	112	50,573	47,319	2,206	1,049	-
S96105	Beauty parlor activities	1,367	52,235	43,956	8,279	-	-
S96106	Barber shop activities	S	S	S	S	S	S
S96109	Other personal services for wellness activities, n.e.c.	5	-	-	-	-	-
S96210	Washing and dry cleaning of textile and fur products	467	10,492	9,387	1,105	-	-
S96300	Funeral and related activities	680	56,900	6,616	50,284	-	-
S96909	Miscellaneous service activities, n.e.c.	S	S	S	S	S	S

TABLE 6b.3 Number of Establishments and Capital Expenditures for Intangible Assets by Type for Other Service Activities Establishments with Total Employment of Less Than 20 by Industry Sub-Class: Philippines, 2010

(Value in thousand pesos. Details may not add-up to total due to rounding and/or statistical disclosure control)

2009 PSIC Code	Industry Description	Number of Establishments	Capital Expenditures for Intangible Assets				
			Total	Intangible Non- Produced Assets	Computer Software and Data Bases	Entertainment, Literary and Artistic Originals	Other Intangible Assets
		(1)	(2)	(3)	(4)	(5)	(6)
PHILIPPINES		4,272	630	-	630	-	-
S95110	Repair of computers and peripheral equipment	23	-	-	-	-	-
S95120	Repair of communications equipment	28	439	-	439	-	-
S95210	Repair of consumer electronics	50	-	-	-	-	-
S95221	Repair and servicing of household appliances	290	-	-	-	-	-
S95222	Repair and servicing of home and garden equipment	10	-	-	-	-	-
S95231	Repair of boots and shoes	158	-	-	-	-	-
S95241	Repair of wood furniture	S	S	S	S	S	S
S95290	Repair of personal and household goods, n.e.c.	S	S	S	S	S	S
S96101	Spa activities	415	-	-	-	-	-
S96103	Slendering and body building activities	176	-	-	-	-	-
S96104	Beauty treatment and personal grooming activities	112	-	-	-	-	-
S96105	Beauty parlor activities	1,367	-	-	-	-	-
S96106	Barber shop activities	S	S	S	S	S	S
S96109	Other personal services for wellness activities, n.e.c.	5	-	-	-	-	-
S96210	Washing and dry cleaning of textile and fur products	467	-	-	-	-	-
S96300	Funeral and related activities	680	191	-	191	-	-
S96909	Miscellaneous service activities, n.e.c.	S	S	S	S	S	S

S - Data suppressed

TABLE 7b Number of Establishments and Gross Additions to Tangible Fixed Assets for Other Service Activities Establishments with Total Employment of Less Than 20 by Industry Sub-Class: Philippines, 2010

(Value in thousand pesos. Details may not add-up to total due to rounding and/or statistical disclosure control)

2009 PSIC Code	Industry Description	Number of Establishments	Gross Additions to Tangible Fixed Assets	Capital Expenditures for Tangible Fixed Assets	Sale of Tangible Fixed Assets
		(1)	(2)	(3)	(4)
<b>PHILIPPINES</b>		<b>4,272</b>	<b>244,792</b>	<b>244,792</b>	<b>-</b>
S95110	Repair of computers and peripheral equipment	23	276	276	-
S95120	Repair of communications equipment	28	2,926	2,926	-
S95210	Repair of consumer electronics	50	1,714	1,714	-
S95221	Repair and servicing of household appliances	290	6,727	6,727	-
S95222	Repair and servicing of home and garden equipment	10	-	-	-
S95231	Repair of boots and shoes	158	2,377	2,377	-
S95241	Repair of wood furniture	S	S	S	S
S95290	Repair of personal and household goods, n.e.c.	S	S	S	S
S96101	Spa activities	415	17,669	17,669	-
S96103	Slendering and body building activities	176	10,868	10,868	-
S96104	Beauty treatment and personal grooming activities	112	50,573	50,573	-
S96105	Beauty parlor activities	1,367	52,235	52,235	-
S96106	Barber shop activities	S	S	S	S
S96109	Other personal services for wellness activities, n.e.c.	5	-	-	-
S96210	Washing and dry cleaning of textile and fur products	467	10,492	10,492	-
S96300	Funeral and related activities	680	56,900	56,900	-
S96909	Miscellaneous service activities, n.e.c.	S	S	S	S

S - Data suppressed

TABLE 7.2b Number of Establishments and Losses and Damages to Tangible Fixed Assets by Type for Other Service Activities Establishments with Total Employment of Less Than 20 by Industry Sub-Class: Philippines, 2010

(Value in thousand pesos. Details may not add-up to total due to rounding and/or statistical disclosure control)

2009 PSIC Code	Industry Description	Number of Establishments	Losses and Damages to Tangible Fixed Assets			
			Total	Land	Buildings, Other Structures and Land Improvements	Transport Equipment
		(1)	(2)	(3)	(4)	(5)
<b>PHILIPPINES</b>		<b>4,272</b>	<b>7,164</b>	<b>-</b>	<b>7,164</b>	<b>-</b>
S95110	Repair of computers and peripheral equipment	23	-	-	-	-
S95120	Repair of communications equipment	28	-	-	-	-
S95210	Repair of consumer electronics	50	-	-	-	-
S95221	Repair and servicing of household appliances	290	-	-	-	-
S95222	Repair and servicing of home and garden equipment	10	-	-	-	-
S95231	Repair of boots and shoes	158	-	-	-	-
S95241	Repair of wood furniture	S	S	S	S	S
S95290	Repair of personal and household goods, n.e.c.	S	S	S	S	S
S96101	Spa activities	415	-	-	-	-
S96103	Slendering and body building activities	176	-	-	-	-
S96104	Beauty treatment and personal grooming activities	112	-	-	-	-
S96105	Beauty parlor activities	1,367	7,164	-	7,164	-
S96106	Barber shop activities	S	S	S	S	S
S96109	Other personal services for wellness activities, n.e.c.	5	-	-	-	-
S96210	Washing and dry cleaning of textile and fur products	467	-	-	-	-
S96300	Funeral and related activities	680	-	-	-	-
S96909	Miscellaneous service activities, n.e.c.	S	S	S	S	S

TABLE 7b.2 Number of Establishments and Losses and Damages to Tangible Fixed Assets by Type for Other Service Activities Establishments  
with Total Employment of Less Than 20 by Industry Sub-Class: Philippines, 2010 (Concluded)

(Value in thousand pesos. Details may not add-up to total due to rounding and/or statistical disclosure control)

2009 PSIC Code	Industry Description	Losses and Damages to Tangible Fixed Assets			
		ICT Machinery and Equipment	Other Machinery and Equipment	Valuables	Other Tangible Fixed Assets
		(6)	(7)	(8)	(9)
PHILIPPINES		-	-	-	-
S95110	Repair of computers and peripheral equipment	-	-	-	-
S95120	Repair of communications equipment	-	-	-	-
S95210	Repair of consumer electronics	-	-	-	-
S95221	Repair and servicing of household appliances	-	-	-	-
S95222	Repair and servicing of home and garden equipment	-	-	-	-
S95231	Repair of boots and shoes	-	-	-	-
S95241	Repair of wood furniture	S	S	S	S
S95290	Repair of personal and household goods, n.e.c.	S	S	S	S
S96101	Spa activities	-	-	-	-
S96103	Slendering and body building activities	-	-	-	-
S96104	Beauty treatment and personal grooming activities	-	-	-	-
S96105	Beauty parlor activities	-	-	-	-
S96106	Barber shop activities	S	S	S	S
S96109	Other personal services for wellness activities, n.e.c.	-	-	-	-
S96210	Washing and dry cleaning of textile and fur products	-	-	-	-
S96300	Funeral and related activities	-	-	-	-
S96909	Miscellaneous service activities, n.e.c.	S	S	S	S

S - Data suppressed

TABLE 8b Number of Establishments and Book Value of Tangible Fixed Assets by Type for Other Service Activities Establishments  
with Total Employment of Less Than 20 by Industry Sub-Class: Philippines, 2010

(Value in thousand pesos. Details may not add-up to total due to rounding and/or statistical disclosure control)

2009 PSIC Code	Industry Description	Number of Establishments	Book Value of Tangible Fixed Assets			
			Total	Land	Buildings, Other Structures and Land Improvements	Transport Equipment
		(1)	(2)	(3)	(4)	(5)
	PHILIPPINES	4,272	5,108,234	1,009,320	2,017,498	603,078
S95110	Repair of computers and peripheral equipment	23	17,661	2,110	2,575	3,081
S95120	Repair of communications equipment	28	16,993	300	6,549	2,335
S95210	Repair of consumer electronics	50	26,607	529	8,978	5,725
S95221	Repair and servicing of household appliances	290	159,062	24,686	34,314	38,367
S95222	Repair and servicing of home and garden equipment	10	7,025	-	2,050	3,000
S95231	Repair of boots and shoes	158	59,533	2,200	9,500	16,675
S95241	Repair of wood furniture	S	S	S	S	S
S95290	Repair of personal and household goods, n.e.c.	S	S	S	S	S
S96101	Spa activities	415	1,150,489	140,870	774,574	24,102
S96103	Slendering and body building activities	176	394,635	762	192,359	4,050
S96104	Beauty treatment and personal grooming activities	112	101,023	-	23,224	-
S96105	Beauty parlor activities	1,367	669,142	-	222,180	22,135
S96106	Barber shop activities	S	S	S	S	S
S96109	Other personal services for wellness activities, n.e.c.	5	2,440	-	1,840	-
S96210	Washing and dry cleaning of textile and fur products	467	175,824	6,600	38,621	9,403
S96300	Funeral and related activities	680	2,048,535	808,190	607,636	432,957
S96909	Miscellaneous service activities, n.e.c.	S	S	S	S	S



TABLE 8b Number of Establishments and Book Value of Tangible Fixed Assets by Type for Other Service Activities Establishments  
with Total Employment of Less Than 20 by Industry Sub-Class: Philippines, 2010 (Concluded)

(Value in thousand pesos. Details may not add-up to total due to rounding and/or statistical disclosure control)

2009 PSIC Code	Industry Description	Book Value of Tangible Fixed Assets			
		ICT Machinery and Equipment	Other Machinery and Equipment	Valuables	Other Tangible Fixed Assets
		(6)	(7)	(8)	(9)
<b>PHILIPPINES</b>		<b>170,343</b>	<b>1,307,226</b>	<b>-</b>	<b>770</b>
S95110	Repair of computers and peripheral equipment	3,827	6,068	-	-
S95120	Repair of communications equipment	4,881	2,907	-	22
S95210	Repair of consumer electronics	5,435	5,941	-	-
S95221	Repair and servicing of household appliances	15,515	46,180	-	-
S95222	Repair and servicing of home and garden equipment	150	1,825	-	-
S95231	Repair of boots and shoes	2,394	28,764	-	-
S95241	Repair of wood furniture	S	S	S	S
S95290	Repair of personal and household goods, n.e.c.	S	S	S	S
S96101	Spa activities	14,230	196,714	-	-
S96103	Slendering and body building activities	9,381	188,082	-	-
S96104	Beauty treatment and personal grooming activities	1,877	75,922	-	-
S96105	Beauty parlor activities	42,870	381,956	-	-
S96106	Barber shop activities	S	S	S	S
S96109	Other personal services for wellness activities, n.e.c.	-	600	-	-
S96210	Washing and dry cleaning of textile and fur products	6,691	114,508	-	-
S96300	Funeral and related activities	50,821	148,183	-	748
S96909	Miscellaneous service activities, n.e.c.	S	S	S	S

TABLE 8.1b Number of Establishments and Book Value of Intangible Assets by Type for Other Service Activities Establishments  
with Total Employment of Less Than 20 by Industry Sub-Class: Philippines, 2010

(Value in thousand pesos. Details may not add-up to total due to rounding and/or statistical disclosure control)

2009 PSIC Code	Industry Description	Number of Establishments	Value of Intangible Assets as of December 31				
			Total	Intangible Non- Produced Assets	Computer Software and Data Bases	Entertainment, Literary and Artistic Originals	Other Intangible Assets
		(1)	(2)	(3)	(4)	(5)	(6)
PHILIPPINES		4,272	15,054	10,197	4,387	470	-
S95110	Repair of computers and peripheral equipment	23	120	120	-	-	-
S95120	Repair of communications equipment	28	1,478	-	1,478	-	-
S95210	Repair of consumer electronics	50	-	-	-	-	-
S95221	Repair and servicing of household appliances	290	207	207	-	-	-
S95222	Repair and servicing of home and garden equipment	10	-	-	-	-	-
S95231	Repair of boots and shoes	158	63	-	63	-	-
S95241	Repair of wood furniture	S	S	S	S	S	S
S95290	Repair of personal and household goods, n.e.c.	S	S	S	S	S	S
S96101	Spa activities	415	1,357	522	365	470	-
S96103	Slendering and body building activities	176	-	-	-	-	-
S96104	Beauty treatment and personal grooming activities	112	-	-	-	-	-
S96105	Beauty parlor activities	1,367	6,869	6,869	-	-	-
S96106	Barber shop activities	S	S	S	S	S	S
S96109	Other personal services for wellness activities, n.e.c.	5	-	-	-	-	-
S96210	Washing and dry cleaning of textile and fur products	467	-	-	-	-	-
S96300	Funeral and related activities	680	2,480	-	2,480	-	-
S96909	Miscellaneous service activities, n.e.c.	S	S	S	S	S	S

S - Data suppressed

TABLE 9b Number of Establishments and Value of Inventories by Type for Other Service Activities Establishments  
with Total Employment of Less Than 20 by Industry Sub-Class: Philippines, 2010

(Value in thousand pesos. Details may not add-up to total due to rounding and/or statistical disclosure control)

2009 PSIC Code	Industry Description	Number of Establishments	Value of Inventories as of January 1				
			Total	Materials and Supplies	Fuels, Lubricants, Oils and Greases	Goods for Resale	Other Inventories
	PHILIPPINES	4,272	876,562	860,891	5,932	9,739	-
S95110	Repair of computers and peripheral equipment	23	5,690	5,510	180	-	-
S95120	Repair of communications equipment	28	7,402	7,361	6	35	-
S95210	Repair of consumer electronics	50	18,737	18,424	-	313	-
S95221	Repair and servicing of household appliances	290	146,876	143,619	153	3,104	-
S95222	Repair and servicing of home and garden equipment	10	750	750	-	-	-
S95231	Repair of boots and shoes	158	60,894	60,765	129	-	-
S95241	Repair of wood furniture	S	S	S	S	S	S
S95290	Repair of personal and household goods, n.e.c.	S	S	S	S	S	S
S96101	Spa activities	415	39,946	39,946	-	-	-
S96103	Slendering and body building activities	176	11,209	10,939	-	270	-
S96104	Beauty treatment and personal grooming activities	112	1,938	1,938	-	-	-
S96105	Beauty parlor activities	1,367	145,751	134,557	5,176	6,017	-
S96106	Barber shop activities	S	S	S	S	S	S
S96109	Other personal services for wellness activities, n.e.c.	5	66	66	-	-	-
S96210	Washing and dry cleaning of textile and fur products	467	13,563	13,559	5	-	-
S96300	Funeral and related activities	680	348,408	348,143	266	-	-
S96909	Miscellaneous service activities, n.e.c.	S	S	S	S	S	S

2009 PSIC Code	Industry Description	Value of Inventories as of December 31				
		Total	Materials and Supplies	Fuels, Lubricants, Oils and Greases	Goods for Resale	Other Inventories
	PHILIPPINES	879,923	868,027	2,556	9,340	-
S95110	Repair of computers and peripheral equipment	8,077	7,802	275	-	-
S95120	Repair of communications equipment	6,866	6,819	6	40	-
S95210	Repair of consumer electronics	21,302	20,946	-	356	-
S95221	Repair and servicing of household appliances	102,388	99,972	153	2,263	-
S95222	Repair and servicing of home and garden equipment	465	465	-	-	-
S95231	Repair of boots and shoes	69,762	69,624	139	-	-
S95241	Repair of wood furniture	S	S	S	S	S
S95290	Repair of personal and household goods, n.e.c.	S	S	S	S	S
S96101	Spa activities	51,984	51,984	-	-	-
S96103	Slendering and body building activities	4,931	4,802	-	130	-
S96104	Beauty treatment and personal grooming activities	10,767	10,767	-	-	-
S96105	Beauty parlor activities	162,903	154,566	1,785	6,551	-
S96106	Barber shop activities	S	S	S	S	S
S96109	Other personal services for wellness activities, n.e.c.	56	56	-	-	-
S96210	Washing and dry cleaning of textile and fur products	17,951	17,938	12	-	-
S96300	Funeral and related activities	335,701	335,518	182	-	-
S96909	Miscellaneous service activities, n.e.c.	S	S	S	S	S

S - Data suppressed

TABLE 10b Number of Reporting Establishments and Nationality with Highest Capital Participation Rate as of December 31 for Other Service Activities Establishments with Total Employment of Less Than 20 by Industry Sub-Class: Philippines, 2010

(An establishment with equal capital participation rate may be reported several times)

2009 PSIC Code	Industry Description	Number of Reporting Establishments	Nationality with Highest Capital Participation Rate				
			Filipino	American	British	Chinese	German
		(1)	(2)	(3)	(4)	(5)	(6)
	<b>PHILIPPINES</b>	<b>428</b>	<b>421</b>	<b>-</b>	<b>2</b>	<b>3</b>	<b>-</b>
S95110	Repair of computers and peripheral equipment	23	23	-	-	-	-
S95120	Repair of communications equipment	28	28	-	-	1	-
S95210	Repair of consumer electronics	50	48	-	-	-	-
S95221	Repair and servicing of household appliances	24	23	-	-	-	-
S95222	Repair and servicing of home and garden equipmer	4	4	-	-	-	-
S95231	Repair of boots and shoes	13	13	-	-	-	-
S95241	Repair of wood furniture	4	4	-	-	-	-
S95290	Repair of personal and household goods, n.e.c.	10	10	-	-	-	-
S96101	Spa activities	34	33	-	-	1	-
S96103	Slendering and body building activities	13	13	-	-	-	-
S96104	Beauty treatment and personal grooming activities	9	9	-	-	-	-
S96105	Beauty parlor activities	107	104	-	2	1	-
S96106	Barber shop activities	S	S	S	S	S	S
S96109	Other personal services for wellness activities, n.e.c	3	3	-	-	-	-
S96210	Washing and dry cleaning of textile and fur products	28	28	-	-	-	-
S96300	Funeral and related activities	50	50	-	-	-	-
S96909	Miscellaneous service activities, n.e.c.	S	S	S	S	S	S

2009 PSIC Code	Industry Description	Nationality with Highest Capital Participation Rate				
		Japanese	Korean	Singaporean	Taiwanese	Others
		(7)	(8)	(9)	(10)	(11)
	<b>PHILIPPINES</b>	<b>3</b>	<b>1</b>	<b>-</b>	<b>1</b>	<b>-</b>
S95110	Repair of computers and peripheral equipment	-	-	-	-	-
S95120	Repair of communications equipment	-	-	-	-	-
S95210	Repair of consumer electronics	2	-	-	-	-
S95221	Repair and servicing of household appliances	1	-	-	1	-
S95222	Repair and servicing of home and garden equipmer	-	-	-	-	-
S95231	Repair of boots and shoes	-	-	-	-	-
S95241	Repair of wood furniture	-	-	-	-	-
S95290	Repair of personal and household goods, n.e.c.	-	-	-	-	-
S96101	Spa activities	-	1	-	-	-
S96103	Slendering and body building activities	-	-	-	-	-
S96104	Beauty treatment and personal grooming activities	-	-	-	-	-
S96105	Beauty parlor activities	-	-	-	-	-
S96106	Barber shop activities	S	S	S	S	S
S96109	Other personal services for wellness activities, n.e.c	-	-	-	-	-
S96210	Washing and dry cleaning of textile and fur products	-	-	-	-	-
S96300	Funeral and related activities	-	-	-	-	-
S96909	Miscellaneous service activities, n.e.c.	S	S	S	S	S

S - Data suppressed

# Appendices

# Appendix 1 – 2010 Annual Survey of Philippine Business and Industry Questionnaire (ASPBI Form 5)



**NATIONAL  
STATISTICS  
OFFICE**

ASPBI Form 5  
NSCB Approval No. NSO-1102-05  
Expires 31 March 2012

## 2010 ANNUAL SURVEY OF PHILIPPINE BUSINESS AND INDUSTRY

<b>BUSINESS AND SERVICES</b> January – December 2010

### OBJECTIVE

The **2010 Annual Survey of Philippine Business and Industry (ASPBI)** will provide key measures on the performance, structure and trends of businesses and industries that will be used for planning and policy formulation by the government and private sectors.

### AUTHORITY

The information sought is collected under the authority of **COMMONWEALTH ACT 591**. The Act authorizes the **National Statistics Office** to collect information from businesses and industries. Any person who fails or refuses to accomplish this questionnaire shall, upon conviction, be punished as provided for in **Section 3** of this same **Act**.

### CONFIDENTIALITY

**Section 4** of **CA 591** provides that all information furnished this Office will be kept strictly **CONFIDENTIAL** and shall not be used for purposes of taxation, investigation or regulation.

### REFERENCE PERIOD

Report should refer to the period from **January 1** to **December 31, 2010**.

### E-QUESTIONNAIRE

To facilitate the accomplishment of this questionnaire, an electronic copy will be sent to the e-mail account of the contact person in your establishment. The e-questionnaire can also be downloaded from the NSO Website, [www.census.gov.ph/aspbi/eqst](http://www.census.gov.ph/aspbi/eqst). Submit the accomplished e-questionnaire to [e.deguzman@census.gov.ph](mailto:e.deguzman@census.gov.ph) within 15 days upon receipt.

### DUE DATE

Duly accomplished form should be submitted to NSO or to the authorized representative **ON** or **BEFORE**

### INQUIRIES

For inquiries please contact:

CARMELITA N. ERICTA  
Administrator

Tel. No. \_\_\_\_\_

E-mail Address \_\_\_\_\_

or E-mail: [e.deguzman@census.gov.ph](mailto:e.deguzman@census.gov.ph)

### GENERAL INSTRUCTIONS

- Provide best estimates if exact figures are not available in your records. Indicate N.A. for items not applicable.
- Refer to the relevant explanatory notes and definitions provided in specific items when providing responses for each item.
- Include only Philippine-based activities, including imports and exports, of this establishment.
- Mark (✓) only **one box**, unless instructed otherwise.

### FOR NSO USE ONLY

FN		QN	QR	ECN													
IND				PROV-MUN				BGY			SZ	LO	EO				

⇒ Page 2	PLEASE ENTER ON THE APPROPRIATE SPACE OR BOX THE DATA REQUESTED.
----------	--

**GENERAL INFORMATION ABOUT THE ESTABLISHMENT**

**1. Business and Registered Name in 2010, Company Website and Tax Identification Number (TIN)**

A. Business Name: \_\_\_\_\_

B. Registered Name: \_\_\_\_\_

C. Company Website: \_\_\_\_\_

D. TIN: \_\_\_\_\_

**2. Economic Activity or Business in 2010**  
Describe in detail the main and other activities of this establishment.

DO NOT FILL (For NSO Use Only)

A. **Main Activity** (Refers to the activity that contributes the biggest or major portion of the gross income or revenue of this establishment)

2009 PSIC							
1994 PSIC							

B. **Major products/goods produced or sold and/or type of service rendered** (Specify)  
\_\_\_\_\_

C. **Secondary/Other Activities**  
\_\_\_\_\_

**3. Year Started Operation**  
Indicate the year when this establishment started operation regardless of its location in the Philippines.

--	--	--	--

**4. Legal Organization in 2010**  
Mark (✓) the box corresponding to the best description of the establishment.

1 ☐ Single Proprietorship

2 ☐ Partnership

3 ☐ Government Corporation

4 ☐ Stock Corporation

5 ☐ Non-stock, Non-profit Corporation

6 ☐ Cooperative

7 ☐ Others,  
Specify: \_\_\_\_\_

**5. Economic Organization in 2010**  
Mark (✓) the box corresponding to the best description of the establishment.

1 ☐ Single Establishment

2 ☐ Branch only  
⇒ Provide details of Main Office below

3 ☐ Establishment and main office  
(both located in the same address and with branches elsewhere)

4 ☐ Main Office only

5 ☐ Ancillary unit other than Main Office  
⇒ Provide details of Main Office below

**Single Establishment** is an establishment which has neither branch nor main office. It may have ancillary unit/s, other than main office, located elsewhere.

**Branch** is an establishment which has a separate main office located elsewhere.

**Main office** is the unit which controls, supervises and directs one or more establishments of an enterprise.

**Ancillary unit** is the unit that operates primarily or exclusively for a related establishment or group of related establishments or its parent establishment and provides goods or services that support but do not become part of the output of those establishments.

A. **Name of Main Office** \_\_\_\_\_

B. **Address of Main Office** \_\_\_\_\_

C. **Contact Person in Main Office**

(1) Name \_\_\_\_\_

(2) Title/Designation \_\_\_\_\_

(3) Tel. No. \_\_\_\_\_

(4) Fax No. \_\_\_\_\_

(5) E-mail \_\_\_\_\_

**6. Capital Participation as of 31 December 2010**  
Indicate the percent share of the nationality of the stockholder.

**Capital participation** refers to the claims of individuals against capital/equity by foreign and/or local investors.

1 Filipino _____%	5 German _____%	9 Taiwanese _____%
2 American _____%	6 Japanese _____%	10 Others, <b>Specify:</b> _____%
3 British _____%	7 Korean _____%	
4 Chinese _____%	8 Singaporean _____%	

Continued on Page 3

⇒ Page 3	PLEASE ENTER ON THE APPROPRIATE SPACE OR BOX THE DATA REQUESTED.
----------	--

<b>EMPLOYMENT</b>		
<b>7. Number of Paid Employees Who Worked for this Establishment as of 15 November 2010</b>		
<b>INCLUDE:</b> <ul style="list-style-type: none"> <li>Full-time/part-time employees working in or for the establishment and receiving regular pay</li> <li>Employees working away from this establishment paid by and under the control of this establishment</li> <li>Employees on sick or maternity leave</li> <li>Employees on paid vacation or holiday</li> <li>Employees on strike</li> <li>Directors of corporations working for pay</li> <li>Executives/managers and other officers of the same category</li> <li>Working owners receiving regular pay</li> <li>Apprentices and learners receiving regular pay</li> <li>Any other employee receiving regular pay not reported above</li> </ul>		<b>EXCLUDE:</b> <ul style="list-style-type: none"> <li>Directors paid solely for their attendance at meetings of Board of Directors</li> <li>Consultants</li> <li>Workers on indefinite leave</li> <li>Working owners/members of cooperatives who do not receive regular pay</li> <li>Homeworkers</li> <li>Workers receiving commissions only</li> </ul>
<b>PAID EMPLOYEES BY SEX</b>	<b>LN NO</b>	<b>NUMBER</b>
a. Male	01	
b. Female	02	
c. <b>Total</b> (sum of a and b)	03	
<b>8. Number of Unpaid Workers Who Worked for this Establishment as of 15 November 2010</b>		
<b>INCLUDE:</b> <ul style="list-style-type: none"> <li>Working owners who do not receive regular pay</li> <li>Apprentices and learners without regular pay</li> <li>Persons working for at least 1/3 of the time normal to the establishment without regular pay</li> </ul>		<b>EXCLUDE:</b> <ul style="list-style-type: none"> <li>Silent or inactive business partners</li> </ul>
<b>UNPAID WORKERS BY SEX</b>	<b>LN NO</b>	<b>NUMBER</b>
a. Male	01	
b. Female	02	
c. <b>Total</b> (sum of a and b)	03	
<b>9. Total Employment of this Establishment as of 15 November 2010</b>		
<b>TOTAL EMPLOYMENT BY SEX</b>	<b>LN NO</b>	<b>NUMBER</b>
a. Male (sum of 7a and 8a)	01	
b. Female (sum of 7b and 8b)	02	
c. <b>Total</b> (sum of a and b)	03	
<b>PRODUCTION/CONSTRUCTION WORKERS AND HOURS WORKED</b>		
<b>10. Number of Production/Construction Workers as of 15 November 2010 (Not Applicable)</b>		
<b>11. Total Hours Worked by Production/Construction Workers in 2010 (Not Applicable)</b>		

Continued on Page 4

⇒ Page 4	PLEASE ENTER ON THE APPROPRIATE SPACE OR BOX THE DATA REQUESTED.	
----------	--	--

COMPENSATION				
<b>12. Gross Salaries and Wages, Separation Pay, etc. Paid by this Establishment to its Employees in 2010</b>				
<p><b>Gross salaries and wages</b> refer to payments in cash or in kind prior to any deductions for employee's contributions to SSS/GSIS, withholding tax, etc.</p> <table style="width: 100%; border: none;"> <tr> <td style="width: 50%; vertical-align: top; border: none;"> <p><b>INCLUDE:</b></p> <ul style="list-style-type: none"> <li>Total basic pay</li> <li>Overtime pay (payment given for extra hours worked)</li> <li>Vacation, sick and maternity leave pay</li> <li>Bonuses</li> <li>Food, uniforms, housing and cost of living allowances</li> <li>Commissions paid for salaried employees</li> <li>Commutable transportation and representation allowances</li> </ul> </td> <td style="width: 50%; vertical-align: top; border: none;"> <p><b>EXCLUDE:</b></p> <ul style="list-style-type: none"> <li>Cost of working clothes</li> <li>Reimbursable transportation and representation allowances</li> <li>Separation, retirement/terminal pay, gratuities, etc.</li> </ul> </td> </tr> </table>			<p><b>INCLUDE:</b></p> <ul style="list-style-type: none"> <li>Total basic pay</li> <li>Overtime pay (payment given for extra hours worked)</li> <li>Vacation, sick and maternity leave pay</li> <li>Bonuses</li> <li>Food, uniforms, housing and cost of living allowances</li> <li>Commissions paid for salaried employees</li> <li>Commutable transportation and representation allowances</li> </ul>	<p><b>EXCLUDE:</b></p> <ul style="list-style-type: none"> <li>Cost of working clothes</li> <li>Reimbursable transportation and representation allowances</li> <li>Separation, retirement/terminal pay, gratuities, etc.</li> </ul>
<p><b>INCLUDE:</b></p> <ul style="list-style-type: none"> <li>Total basic pay</li> <li>Overtime pay (payment given for extra hours worked)</li> <li>Vacation, sick and maternity leave pay</li> <li>Bonuses</li> <li>Food, uniforms, housing and cost of living allowances</li> <li>Commissions paid for salaried employees</li> <li>Commutable transportation and representation allowances</li> </ul>	<p><b>EXCLUDE:</b></p> <ul style="list-style-type: none"> <li>Cost of working clothes</li> <li>Reimbursable transportation and representation allowances</li> <li>Separation, retirement/terminal pay, gratuities, etc.</li> </ul>			
	LN NO	<b>VALUE IN PESOS</b> (Omit Centavos)		
<b>a. Gross Salaries and Wages</b>	01			
<b>b. Separation/Retirement/Terminal Pay, Gratuities, etc.</b>	02			

<b>13. Total Employer's Contribution in 2010</b>		
<p><b>Include</b> employer's contribution paid by this establishment to SSS/GSIS, Employees Compensation Commission (ECC), PhilHealth, PAG-IBIG, etc.</p>		
	LN NO	<b>VALUE IN PESOS</b> (Omit Centavos)
<b>Total Employer's Contribution to SSS/GSIS, ECC, PhilHealth, PAG-IBIG, etc.</b>	01	

REVENUE		
<b>14. Total Revenue in 2010</b>		
<p><b>Revenue</b> refers to cash received and receivables for services rendered and goods sold.</p> <p><b>Valuation:</b> Services rendered and goods sold should be in <b>producer price</b> net of discounts and allowances.</p> <p><b>Producer price</b> is the amount receivable by the producer from the purchaser for a unit of a product (good or service produced) as output, minus any VAT or similar deductible tax, invoiced to the purchaser. It excludes any transport charges invoiced separately by the producer.</p> <p><b>INCLUDE:</b></p> <ul style="list-style-type: none"> <li>Revenue from transactions within and outside the country.</li> <li>Services rendered and goods transferred to other establishments belonging to the same enterprise as this establishment which should be treated as sales and valued as if sold to a customer or <b>valued at cost</b>.</li> </ul> <p><b>EXCLUDE:</b></p> <ul style="list-style-type: none"> <li>Subsidies received.</li> </ul>		
<b>TYPE OF REVENUE</b>	LN NO	<b>VALUE IN PESOS</b> (Omit Centavos)
<p>a. Revenue from main activity (Report revenue from main activity if engaged in Transportation and storage activities; Accommodation and food service activities; Information and communication activities; Professional, scientific and technical activities; Administrative and support service activities; Education services; Human health and social work activities; Arts, entertainment and recreation activities; and Other services activities. <b>INCLUDE:</b> Donations and grants for social work activities.)(sum of 1 and 2)</p> <p><b>Specify:</b> _____</p>	01	
1. Revenue from transactions within the country	02	
2. Revenue from transactions outside the country	03	

Continued on Page 5



⇒ Page 5	PLEASE ENTER ON THE APPROPRIATE SPACE OR BOX THE DATA REQUESTED.	
REVENUE (cont.)		
TYPE OF REVENUE	LN NO	VALUE IN PESOS (Omit Centavos)
b. Interest income ( <b>INCLUDE:</b> Interest on finance leases; Earnings on discounted bills; Interest from deposits in banks and other financial institutions; Interest/discounts on loans, deposits, financing, bonds, money market; etc.)	04	
c. Real estate sales ( <b>INCLUDE:</b> Real estate sales for residential and non-residential, memorial lots and columbarium vaults.)	05	
d. Insurance premiums ( <b>INCLUDE:</b> Net premiums earned from insurance and pension funding activities.)	06	
e. Value of industrial services done for others ( <b>INCLUDE:</b> Industrial repair; Maintenance and installation work; etc.)	07	
f. Value of non-industrial services done for others (sum of 1 to 4)	08	
1. Rent income from land	09	
2. Rental income from building and structures	10	
3. Other rental income ( <b>INCLUDE:</b> Income from renting of machinery and transport equipment without operator; personal and household goods such as wearing apparel, furniture, electrical appliances, audio-video machines and tapes, sports and recreational equipment, books, journals and magazines and ornamental objects, etc.)	11	
4. Other non-industrial services done for others ( <b>INCLUDE:</b> Income from storage, communication and warehousing; Income from freight, research, consultancy, and other professional and business services; Management fees; Subscriptions and	12	
g. Dividend income	13	
h. Commissions and fees earned ( <b>INCLUDE:</b> Commission income; Income earned from wholesale on a fee or contract basis; Income earned through agents and brokers; Income earned from real estate activities on a fee or contract basis.)	14	
i. Delivery charges separately invoiced to customers	15	
j. Service charges (A separate charge made for the administration of a loan or other service.)	16	
k. Value of goods for resale (Receipts from goods sold in the same condition as purchased.)	17	
l. Royalty income (Payment received for trademarks, copyrights and patents or secrecy. Copyrights, patents or secrecy may take the form of books, recordings, files, software, tapes, disks, etc.)	18	
m. Franchise income (Payment received for license to make, distribute or sell a product or service.)	19	
n. Foreign exchange gains	20	
o. Other income ( <b>INCLUDE:</b> Service charges; Gain on sale of investment and marketable securities; and all other income not included elsewhere) <b>Specify:</b> _____	21	
p. <b>Total revenue</b> (sum of a to o)	22	
q. Specify the nature and amount of the single largest item included in <b>Other income</b> (reported in item 14.o) <b>Specify:</b> _____	LN NO	VALUE IN PESOS (Omit Centavos)
	23	
SUBSIDIES	LN NO	VALUE IN PESOS (Omit Centavos)
<b>15. Subsidies Received by this Establishment from the Government in 2010</b> <b>Subsidies</b> refer to special grants received from the government in the form of financial assistance or tax exemption or tax privilege to aid and develop an industry. <b>INCLUDE:</b> Price support and price discount, interest rate subsidy, Import subsidies, Direct subsidies on export, Subsidies resulting from multiple exchange rates, Subsidies on products used domestically, Subsidies to public corporations and quasi-corporations, Subsidies on payroll or workforce and Subsidies to reduce pollution.)	01	

Continued on Page 6

⇒ Page 6	PLEASE ENTER ON THE APPROPRIATE SPACE OR BOX THE DATA REQUESTED.	
COST		
<b>16. Total Cost Incurred in 2010</b>		
<p><b>Cost</b> refers to all expenses incurred during the year whether paid or payable.</p> <p><b>Valuation:</b> Goods and services should be in <b>purchaser price</b>.</p> <p><b>Purchaser price</b> is the amount paid by the purchaser, excluding any VAT or similar deductible tax, in order to take delivery of a unit of a good or service. It includes any transport charges paid separately by purchaser to take delivery at the required time and place.</p> <p><b>INCLUDE:</b> Goods received from and services rendered by other establishments belonging to the same enterprise as this establishment. These should be <b>valued as though purchased</b>.</p> <p><b>EXCLUDE:</b> Compensation of employees (Salaries and wages, separation/retirement/terminal pay, gratuities, SSS/GSIS, ECC, PhilHealth and PAG-IBIG contributions are reported in Items 12 and 13.)</p>		
<b>TYPE OF COST</b>	<b>LN NO</b>	<b>VALUE IN PESOS (Omit Centavos)</b>
a. Materials and supplies purchased ( <b>INCLUDE:</b> Office supplies; Food, drinks and other restaurant supplies; Linens and other hotels, motels and lodging materials; Instructional and academic materials (for education establishments); Medical, surgical and dental supplies; Subsistence supplies for patients (for health establishments); Wrapping and packing materials; Small tools and materials for repairs and maintenance; Non-durable tools; Working clothes; and Other supplies.)	01	
b. Insurance claims paid	02	
c. Real estate purchased for sale ( <b>INCLUDE:</b> Development cost of real estate purchased.)	03	
d. Fuels, lubricants, oils and greases purchased ( <b>INCLUDE:</b> Diesel or bunker oil, LPG, kerosene, wood, coal and charcoal.)	04	
e. Electricity and water purchased	05	
f. Cost of industrial services done by others (sum of 1 and 2)	06	
1. Contract and commission work done by others	07	
2. Other industrial services ( <b>INCLUDE:</b> Industrial repair; Maintenance and installation work; Drydocking.)	08	
g. Cost of non-industrial services done by others (sum of 1 to 4)	09	
1. Rent expense for land	10	
2. Rental expense for building and structures	11	
3. Other rental expense ( <b>INCLUDE:</b> Rental expense for machinery and transport equipment.)	12	
4. Other non-industrial services ( <b>INCLUDE:</b> Bank charges excluding interest; Insurance expense; Commission expense for non-regularly paid employees; Communication expense; Professional, business and other service fees; Transportation, representation and entertainment expense; Storage and warehousing fees, stevedoring, forwarding and other freight charges; Advertising and promotional expense; Financial services, excluding interest payment; Management fee; Janitorial, security and messengerial service fees, etc.)	13	
h. Interest expense (Interest paid for loans obtained from banks and other financial institutions. <b>INCLUDE:</b> Interest in respect of finance leases. <b>EXCLUDE:</b> Bank charges other than interest.)	14	
i. Goods purchased for resale ( <b>INCLUDE:</b> Acquisition cost of goods purchased for resale without transformation or processing.)	15	
j. Taxes on product and production (Taxes incidental to the production or sale of goods and services chargeable as expenses. <b>INCLUDE:</b> Net value added tax, Sales Tax, Import and export duties, Excise tax, Gross receipts tax, Business licenses, Real estate tax, Road tax, Environmental tax, etc., <b>EXCLUDE:</b> Income tax.)	16	

Continued on Page 7

⇒ Page 7	PLEASE ENTER ON THE APPROPRIATE SPACE OR BOX THE DATA REQUESTED.
----------	--

COST (cont.)		
TYPE OF COST	LN NO	VALUE IN PESOS (Omit Centavos)
k. Research and experimental development expense ( <i>Amount spent on any systematic and creative work undertaken to increase the stock of knowledge and the use of this knowledge to create new or improved products, processes, services and other applications.</i> )	17	
l. Environmental protection expense ( <i>Cost incurred for the prevention, reduction and elimination of pollution as well as any degradation of the environment. <b>INCLUDE:</b> Cost of environmental protection services like wastewater treatment, etc.</i> )	18	
m. Royalty fee ( <i>Expense for trademarks, copyrights, patents or secrecy.</i> )	19	
n. Franchise fee ( <i>Expense paid for license to make, distribute or sell a product or service.</i> )	20	
o. Foreign exchange losses	21	
p. Bad and doubtful debts ( <b>INCLUDE:</b> <i>Bad debts, doubtful debts, and/or provision for bad and doubtful debts. Report net of bad debts recovered.</i> )	22	
q. Depreciation of tangible fixed assets in 2010	23	
r. Other cost ( <b>INCLUDE:</b> <i>Payout and all other cost not included elsewhere</i> <b>EXCLUDE:</b> <i>Salaries and wages; Employer's contribution; Losses and damages; Amortization; Sales tax and excise duties payable to the government; Income tax and other direct tax; Unrealized gains from revaluation of assets; etc.</i> ) <b>Specify:</b> _____	24	
s. <b>Total cost</b> ( <i>sum of a to r</i> )	25	

t. Specify the nature and amount of the single largest item included in <b>Other cost</b> ( <i>reported in Item 16.r</i> ) <b>Specify:</b> _____	LN NO	VALUE IN PESOS (Omit Centavos)
	26	

Continued on Page 8

## CAPITAL EXPENDITURES AND SALE OF TANGIBLE FIXED ASSETS, INCLUDING LOSSES AND DAMAGES

## 17. Capital Expenditures and Sale of Tangible Fixed Assets, Including Losses and Damages in 2010

**Tangible Fixed Assets** refer to physical assets (tangible) acquired and for use of this establishment and expected to have a productive life of more than one year. These include land; buildings, other structures and land improvements; transport equipment; machinery and equipment; and other fixed assets.

**INCLUDE:**

- Tangible fixed assets received from other establishments belonging to the same enterprise as this establishment should be valued as though purchased.
- Delivery charges and installation cost, taxes and other necessary fees (import duties, registration fees, etc.)

**EXCLUDE:**

- Financing cost

**Capital expenditures for tangible fixed assets** refer to the full value of tangible fixed assets **acquired in 2010** whether or not full payments have been made.

**Sale of tangible fixed assets** refers to the actual amount received/realized (**not** book value) from the sale of tangible fixed assets during the year including the value of tangible fixed assets transferred to other establishments of the same enterprise.

**Losses and damages** refer to the decrease in the book value of tangible fixed assets due to theft, major catastrophe, and other accidental destructions.

TYPE OF TANGIBLE FIXED ASSETS	LN NO	VALUE IN PESOS (Omit Centavos)			
		CAPITAL EXPENDITURES FOR TANGIBLE FIXED ASSETS		SALE OF TANGIBLE FIXED ASSETS	LOSSES AND DAMAGES
		Total	Percent Directly Imported		
		(1)	(2)	(3)	(4)
a. Land ( <b>INCLUDE:</b> Land used in the operation of business.)	01				
b. Buildings, other structures and land improvements ( <b>INCLUDE:</b> Leasehold improvements; Major repair, renovations and additions.)	02				
c. Transport equipment ( <b>INCLUDE:</b> Aircrafts, ships/vessels, trains, buses, cars, delivery trucks and other transport equipment.)	03				
d. Machinery and equipment (sum of 1 and 2)	04				
1. ICT machinery and equipment ( <b>INCLUDE:</b> Computer and peripherals; Telecommunications equipment and apparatus.)	05				
2. Other machinery and equipment ( <b>INCLUDE:</b> Electronic machinery and equipment other than telecommunications; Furniture and fixtures.)	06				
e. Valuables ( <b>INCLUDE:</b> Precious, stones and metals; Paintings; Sculptures; Antiques; etc.)	07				
f. Other tangible fixed assets not included above <b>Specify:</b> _____	08				
g. <b>Total</b> (sum of a to f)	09				

Continued on Page 9

⇒ Page 9	PLEASE ENTER ON THE APPROPRIATE SPACE OR BOX THE DATA REQUESTED.	
CAPITAL EXPENDITURES FOR ALL TANGIBLE FIXED ASSETS BY MODE OF ACQUISITION		
<b>18. Capital Expenditures for All Tangible Fixed Assets by Mode of Acquisition in 2010</b> ⇒ Report the full value of all tangible fixed assets acquired in 2010 by mode of acquisition. Total in this item should be equal to the <b>Total</b> reported in Item 17 column 1.		
<p><b>New tangible fixed assets</b> refer to brand new tangible fixed assets acquired during the year, including directly/newly imported tangible fixed assets. <b>Directly/newly imported tangible fixed assets</b> are considered new whether or not they were used before they were imported.</p> <p><b>Major alterations and improvements on tangible fixed assets</b> are done to increase the performance or capacity of existing fixed assets or to significantly extend their expected useful lives.</p> <p><b>Used tangible fixed assets</b> refer to those that have been previously used within the country.</p> <p><b>Tangible fixed assets produced on own account</b> refer to the physical assets produced by the establishment for its own use. It should be valued as the cost of all work put in place including overhead cost.</p>		
<b>MODE OF ACQUISITION</b>	<b>LN NO</b>	<b>VALUE IN PESOS</b> (Omit Centavos)
a. New fixed assets	01	
b. Major alterations and improvements on tangible fixed assets	02	
c. Land and used tangible fixed assets	03	
d. Tangible fixed assets produced on own account	04	
e. <b>Total</b> (sum of a to d)	05	
CAPITAL EXPENDITURES FOR INTANGIBLE ASSETS		
<b>19. Capital Expenditures for Intangible Assets in 2010</b> ⇒ Report the full value of all intangible fixed and non-produced assets acquired in 2010.		
<b>TYPE OF INTANGIBLE ASSETS</b>	<b>LN NO</b>	<b>VALUE IN PESOS</b> (Omit Centavos)
a. Intangible non-produced assets ( <b>INCLUDE:</b> Purchased goodwill; Patents; Trademarks; Franchises; Licenses; Copyrights; Leases and other transferable contracts.)	01	
b. Computer software and databases ( <b>INCLUDE:</b> Computer programs; Systems and applications software purchased; Computer software developed in-house; Computer databases purchased; and Computer databases developed in-house.)	02	
c. Entertainment, literary and artistic originals ( <b>INCLUDE:</b> Original films, sound recordings, manuscripts, tapes, models, etc., on which drama performances, radio and television programming, musical performances, sporting events, literary and artistic output, etc., are recorded.)	03	
d. Other intangible assets ( <b>INCLUDE:</b> Other produced intangible asset not included above.)	04	
e. <b>Total</b> (sum of a to d)	05	

Continued on Page 10

⇒ Page 10	PLEASE ENTER ON THE APPROPRIATE SPACE OR BOX THE DATA REQUESTED.	
BOOK VALUE OF TANGIBLE FIXED ASSETS		
<b>20. Book Value of Tangible Fixed Assets as of 31 December 2010</b>		
<div style="border: 1px solid black; padding: 5px;"> <b>Book value</b> refers to the initial or acquisition cost of tangible fixed assets <u>less</u> accumulated depreciation charges. Also include in Book Value as of December 31, the capital expenditures for the corresponding tangible fixed assets.         </div>		
<b>TYPE OF FIXED ASSETS</b>	<b>LN NO</b>	<b>VALUE IN PESOS</b> (Omit Centavos)
a. Land ( <b>INCLUDE:</b> Land used in the operation of business.)	01	
b. Buildings, other structures and land improvements ( <b>INCLUDE:</b> Leasehold improvements; Major repairs, renovations and addition.)	02	
c. Transport equipment ( <b>INCLUDE:</b> Aircrafts, ships/vessels, trains, buses, cars, delivery trucks and Other transport equipment.)	03	
d. Machinery and equipment (sum of 1 and 2)	04	
1. ICT machinery and equipment ( <b>INCLUDE:</b> Computer and peripherals; Telecommunications equipment and apparatus.)	05	
2. Other machinery and equipment ( <b>INCLUDE:</b> Electronic machinery and equipment other than telecommunications; Furniture and fixtures.)	06	
e. Valuables ( <b>INCLUDE:</b> Precious stones and metals; Paintings; Sculptures; Antiques; etc.)	07	
f. Other fixed assets not included above, <b>Specify:</b> _____	08	
g. <b>Total</b> (sum of a to f)	09	
BOOK VALUE OF INTANGIBLE ASSETS		
<b>21. Total Value of Intangible Assets as of 31 December 2010</b>		
<b>TYPE OF INTANGIBLE ASSETS</b>	<b>LN NO</b>	<b>VALUE IN PESOS</b> (Omit Centavos)
a. Intangible non-produced assets ( <b>INCLUDE:</b> Goodwill; Patents; Trademarks; Franchises; Licenses; Copyrights; Leases and other transferable contracts.)	01	
b. Computer software and databases ( <b>INCLUDE:</b> Computer programs; Systems and applications software purchased; Computer software developed in-house; Computer databases purchased; Computer databases developed in-house.)	02	
c. Entertainment, literary and artistic originals ( <b>INCLUDE:</b> Original films, sound recordings, manuscripts, tapes, models, etc., on which drama performances, radio and television programming, musical performances, sporting events, literary and artistic output, etc., are recorded.)	03	
d. Other intangible assets ( <b>INCLUDE:</b> Other produced intangible asset not included above.)	04	
e. <b>Total</b> (sum of a to d)	05	
CAPACITY UTILIZATION		
<b>22. Average Capacity Utilization Rate of this Establishment in 2010</b> (Not Applicable)		

Continued on Page 11

⇒ Page 11	PLEASE ENTER ON THE APPROPRIATE SPACE OR BOX THE DATA REQUESTED.
-----------	--

**INVENTORIES**

**23. Inventories in 2010**

***Inventories** refer to stocks of goods owned by or under the control of the establishment as of a fixed date, regardless of where the stocks are located.*

***Valuation** should be at current replacement cost in **purchaser's price** at the indicated dates.*

***Replacement cost** is the cost of an item in terms of its present price rather than its original cost.*

TYPE OF INVENTORIES	LN NO	VALUE IN PESOS (Omit Centavos)	
		As of 1 January 2010 (1)	As of 31 December 2010 (2)
a. Real estate for sale	01		
b. Materials and supplies	02		
c. Fuels, lubricants, oils and greases	03		
d. Goods for resale	04		
e. Others, <i><b>Specify:</b></i> _____	05		
f. <b>Total</b> (sum of a to e)	06		

**24. Branches, Divisions, Plants Owned or Controlled (for Main Office)**

⇒ Please use additional sheets if necessary.

*List name, address, total employment as of 15 November 2010 and year started operation of branches, divisions, plants, or other establishments that this establishment owns or controls.*

	NAME OF BRANCH/ DIVISION/PLANT  (1)	ADDRESS  (2)	TOTAL EMPLOYMENT as of 15 November 2010 (3)	YEAR STARTED OPERATION (4)	DO NOT FILL (For NSO Use Only) PRV/MUN/BGY ECN (5)
1					
2					
3					
4					
5					

Continued on Page 12

⇒ Page 12	PLEASE ENTER ON THE APPROPRIATE SPACE OR BOX THE DATA REQUESTED.
-----------	--

## 25. REMARKS

⇒

**CERTIFICATION**

I hereby certify that this report for the period \_\_\_\_\_ to \_\_\_\_\_ has been completed as accurately as the records of this establishment allow and with the best estimates in some instances.

Name \_\_\_\_\_

Signature \_\_\_\_\_

Position Title/Designation \_\_\_\_\_

Date \_\_\_\_\_

**CONTACT PERSON**

Person to be contacted for queries regarding this form:

Name \_\_\_\_\_ Address \_\_\_\_\_

Position Title/Designation \_\_\_\_\_

Tel. No. \_\_\_\_\_ Fax No. \_\_\_\_\_ Email Address \_\_\_\_\_

**DO NOT FILL (FOR NSO USE ONLY)**

Activity	Name	Signature	Number of items	Date
Distributed by				/ /
Collected by				/ /
Field Edited by				/ /
Manually Edited by				/ /
Edited/Coded by CO				/ /
Verified by CO				/ /

**THANK YOU FOR ACCOMPLISHING THIS FORM!**

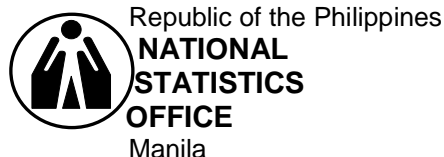


## 2010 ASPBI Sampling Rates by Sector, Employment Strata and 5 Digit Industries

SECTOR / INDUSTRY	Employment Rates by Employment Stratum				
	1-9	10-19	20-49	50-99	100 & Over
Agriculture, Forestry and Fishing	10%	15%	25%	50%	100%
Mining and Quarrying	100%	100%	100%	100%	100%
Manufacturing					
C19200 - Manufacturing of refined petroleum products	100%	100%	100%	100%	100%
C19900 - Manufacture of other fuel products	100%	100%	100%	100%	100%
C23940 - Manufacture of cement	100%	100%	100%	100%	100%
C26110 - Manufacture of electronic valves and tubes	100%	100%	100%	100%	100%
C26120 - Manufacture of semi-conductor devices and other electronic	100%	100%	100%	100%	100%
C26200 - Manufacture of computers and peripheral equipment and	100%	100%	100%	100%	100%
C26300 - Manufacture of communication equipment	100%	100%	100%	100%	100%
C26400 - Manufacture of consumer electronics	100%	100%	100%	100%	100%
Other Industries	10%	15%	25%	50%	100%
Electricity, Gas, Steam and Air Conditioning Supply	100%	100%	100%	100%	100%
Water Supply, Sewerage, Waste Management and Remediation Activities	10%	15%	25%	50%	100%
Construction	10%	15%	25%	50%	100%
Wholesale and Retail Trade, Repair of Motor Vehicles and Motorcycles					
G46510 - Wholesale of computers, computer peripheral equipment and	100%	100%	100%	100%	100%
G46521 - Wholesale of electronic valves and tubes	100%	100%	100%	100%	100%
G46522 - Wholesale of semi-conductor devices	100%	100%	100%	100%	100%
G46523 - Wholesale of micro-chips and integrated circuits	100%	100%	100%	100%	100%
G46524 - Wholesale of printed circuits	100%	100%	100%	100%	100%
G46526 - Wholesale of telephone and communications equipment including parts and accessories	100%	100%	100%	100%	100%
Other Industries	10%	15%	25%	50%	100%
Transportation and Storage	10%	15%	25%	50%	100%
Accommodation and Food Service Activities	10%	15%	25%	50%	100%
Information and Communication					
J58110 - Book publishing	100%	100%	100%	100%	100%
J58130 - Publishing of newspaper, journals and periodicals	100%	100%	100%	100%	100%
J58190 - Other publishing activities	100%	100%	100%	100%	100%
J58200 - Software publishing	100%	100%	100%	100%	100%
J59110 - Motion picture, video and television programme activities	100%	100%	100%	100%	100%
J59120 - Motion picture, video and television programme post-production	100%	100%	100%	100%	100%
J59130 - Motion picture, video and television programme distribution activities	100%	100%	100%	100%	100%
J59140 - Motion picture projection activities	100%	100%	100%	100%	100%
J59201 - Sound recording activities	100%	100%	100%	100%	100%
J59202 - Publishing of music	100%	100%	100%	100%	100%

## 2010 ASPBI Sampling Rates by Sector, Employment Strata and 5 Digit Industries

SECTOR / INDUSTRY	Employment Rates by Employment Stratum				
	1-9	10-19	20-49	50-99	100 & Over
J60101 - Radio broadcasting and relay station and studios	100%	100%	100%	100%	100%
including closed circuit television services	100%	100%	100%	100%	100%
J60202 - Television program production	100%	100%	100%	100%	100%
J61101 - Wired (landline) services	100%	100%	100%	100%	100%
J61102 - Wired internet access service activities (e.g. dsl, leased line, dial-up)	100%	100%	100%	100%	100%
J61103 - Telegraph, facsimile/telex, and telex services	100%	100%	100%	100%	100%
J61109 - Other wired telecommunications activities, including pay telephone	100%	100%	100%	100%	100%
J61201 - Wireless landline services	100%	100%	100%	100%	100%
J61202 - Mobile telecommunications services	100%	100%	100%	100%	100%
J61203 - Wireless internet access services (e.g. internet service provider)	100%	100%	100%	100%	100%
J61209 - Other wireless telecommunication services, n.e.c.	100%	100%	100%	100%	100%
J61300 - Satellite telecommunication activities	100%	100%	100%	100%	100%
J61902 - Internet access in facilities open to the public service activities	100%	100%	100%	100%	100%
J61909 - Other telecommunication activities	100%	100%	100%	100%	100%
J62010 - Computer programming activities	100%	100%	100%	100%	100%
J62020 - Computer consultancy and computer facilities management activities	100%	100%	100%	100%	100%
J62090 - Other information technology and computer service activities	100%	100%	100%	100%	100%
J63111 - Data processing	100%	100%	100%	100%	100%
J63112 - Website hosting services	100%	100%	100%	100%	100%
J63113 - Application hosting services	100%	100%	100%	100%	100%
J63910 - News agency activities	100%	100%	100%	100%	100%
J63990 - Other information service activities, n.e.c.	100%	100%	100%	100%	100%
Financial and Insurance Activities					
K64200 - Activities of holding companies	100%	100%	100%	100%	100%
Other industries	10%	15%	25%	50%	100%
Real Estate Activities	10%	15%	25%	50%	100%
Professional, Scientific and Technical Activities	10%	15%	25%	50%	100%
Administrative and Support Service Activities	10%	15%	25%	50%	100%
Education	10%	15%	25%	50%	100%
Human Health and Social Work Activities	10%	15%	25%	50%	100%
Arts, Entertainment, and Recreation	10%	15%	25%	50%	100%
Other Service Activities					
S95110 - Repair of computers and peripheral equipment	100%	100%	100%	100%	100%
S95120 - Repair of communication equipment	100%	100%	100%	100%	100%
S95210 - Repair of consumer electronics	100%	100%	100%	100%	100%
Other industries	10%	15%	25%	50%	100%



**SPECIAL ORDER NO. 2011- 7**

**TO** : ALL CONCERNED OFFICIALS AND EMPLOYEES

**SUBJECT** : Membership in the Committees and Working Groups of the 2010 ASPBI, SICT and SECE

**DATE** : January 5, 2010

To facilitate the planning activities and the smooth conduct of the 2010 Annual Survey of the Philippine Business and industry (ASPBI), 2010 Survey on Information and Communication Technology (SICT), and 2010 Survey on Energy Consumption of Establishments (SECE), the following officials and employees are hereby designated as members of Committees and Working Groups to perform specific functions in addition to their regular office duties:

**I. Steering Committee**

Chairman: Administrator - Carmelita N. Ericta

Vice-Chairman: Deputy Administrator - Paula Monina G. Collado

Members:

Director, Industry and Trade Statistics Department (ITSD) – Estela T. De Guzman

Director, Information and Resources Department – Valentino C. Abuan

Director, Household Statistics Department – Socorro D. Abejo

Director, General Administration Department – Fiel C. Pizarro

Regional Director, National Capital Region (NCR) – Lourdes V. Homecillo

Terms of Reference:

1. Provides overall direction for the implementation of the various activities of the 2010 ASPBI, SICT and SECE.
2. Approves survey design and field operation plans.
3. Approves work plans of committees and working groups.
4. Approves budget proposal and budgetary allocations.
5. Conducts regular quarterly meetings and other meetings as the need arises.

Secretariat: Statistician II, Business and Services Statistics Division (BSSD) – Mari-Belle D. Dy  
Statistician II, BSSD – Glen G. Polo

## **II. Technical Committee**

Chairman: Director, ITSD – Estela T. De Guzman  
Co-Chairman: Chief, Statistical Sampling and Operations Division (SSOD) - Elsie B. Solidum

**Members:**

RD, NCR – Lourdes V. Homecillo  
RD, Region IVA – Rosalinda P. Bautista  
RD, Region III – Edgardo G. Pare  
Chief, BSSD - Katrina G. Esclamad  
Chief, Economic Indices and Indicators Division (EIID) – Rosie B. Sta. Ana  
OIC-Chief, Industry Statistics Division (ISD) – Dulce A. Regala  
Chief, Information Technology Systems and Research Division (ITSRD) – Veronica P. Pido  
Statistician IV, SSOD – Juanita B. Soriano  
Statistician IV, BSSD – Apolinar F. Oblea  
Statistician IV, Foreign Trade Statistics Section (FTSS) – Ma. Julieta P. Soliven  
Statistician IV, ISD – Josephine S. Albino  
Information Systems Analyst III, ITSRD – Noel P. Perez

**Terms of Reference:**

1. Reviews timetable of activities and work plans.
2. Reviews survey design including scope and coverage, data items, concepts and definitions.
3. Organizes consultative fora with stakeholders.
4. Reviews resource requirements (budget, hardware and manpower).
5. Monitors progress of Working Groups and resolves administrative, technical and operational issues that may arise.
6. Conducts regular monthly meetings and other meetings as the need arises.
7. Submits quarterly progress report to the Steering Committee.
8. Documents all proceedings of the Committee.
9. Performs other duties as directed by Steering Committee.

Secretariat: Statistician II, BSSD – Mari-Belle D. Dy  
Statistician II, BSSD – Glen G. Polo

## **III. Working Group on Questionnaire Design, Manuals and Field Operations**

Chairman: OIC-Chief, ISD – Dulce Regala  
Co-Chairman: Chief, BSSD – Katrina Esclamad

**Members:**

Chief, SSOD – Elsie Solidum  
Statistician IV, ISD – Josephine Albino  
Statistician IV, EIID – Elena Varona  
Statistician III, BSSD – Anilor Fontanilla  
Statistician III, BSSD – Carole Blanco  
Statistician III, BSSD – Jean Floirendo  
Statistician III, ISD – Anita Brea  
Statistician III, ISD – Felicidad Hebron  
Computer Programmer III, ITSRD – Renato Asuncion  
Computer Programmer III, ITSRD – Florencio Atentar  
Statistician II, BSSD – Felisa Abad  
Statistician II, BSSD – Emerson Aquino  
Statistician II, BSSD – Mari-Belle Dy  
Statistician II, BSSD – Glen Polo  
Statistician II, ISD – Jonyper Molejon  
Statistician II, ISD – Cherilyn Cosico  
Statistician II, ISD – Sharon Martinez

Terms of Reference:

1. Designs ASPBI, SICT and SECE questionnaires and other forms.
2. Conducts pre-test of the questionnaires through Focus Group Discussions with data suppliers.
3. Prepares Field Operations Plan including spotchecking.
4. Prepares Field Operations and Processing Manual.
5. Prepares Central Office Processing Manual.
6. Prepares requirements for NSCB survey clearance.
7. Consolidates narrative reports on field operations including spotchecking.
8. Conducts bi-monthly meetings and other meetings as the need arises.
9. Submits monthly progress report to the Technical Committee
10. Documents all proceedings of the Working Group and prepares relevant chapter of the procedural history.
11. Performs other duties as directed by Technical Committee

Secretariat: Statistician I, ISD – Jennette Herrera  
Statistician I, ISD – Joyce Egsan  
Statistician I, ISD – Aldrich Erquiza

#### **IV. Working Group on Sampling Design, Sample Selection and Estimation**

Chairman: Chief, SSOD – Elsie Solidum  
Vice-Chairman: Statistician IV, SSOD – Juanita Soriano  
Members:

Statistician III, BSSD – Jean Floirendo  
Statistician III, EIID – Karen Firshan  
Statistician III, ISD – Felicidad Hebron  
Statistician III, SSOD – Nenita Rebarter  
Statistician III, SSOD – Mario Ilagan II  
Information Systems Analyst III, ITSRD – Noel Perez  
Computer Programmer II, ITSRD – Rosalinda Saccalan  
Statistician I, SSOD – Myra Yepes

Terms of Reference:

1. Determines and recommends scope and coverage for the ASPBI, SICT and SECE.
2. Reviews and develops sampling design for the ASPBI, SICT and SECE.
3. Prepares estimation procedures.
4. Prepares materials and presents sampling design for review and approval of Technical Committee and Steering Committee.
5. Draws samples for ASPBI, SICT and SECE.
6. Prepares control list of samples.
7. Conducts bi-monthly meetings and other meetings as the need arises.
8. Submits monthly progress report to the Technical Committee.
9. Documents all proceedings of the Working Group and prepares relevant chapter of the procedural history.
10. Performs other duties as directed by Technical Committee.

Secretariat: Statistician I, SSOD – Alex Polo  
Asst. Statistician, SSOD – Rizabelle Lorenzo  
Asst. Statistician, ITSD – Ismael Dayag Jr.

## **V. Working Group on Training**

Chairman: Statistician IV, FTSS – Ma. Julieta Soliven

Co-Chairman: Statistician III, FTSS – Soraya de Guzman

Members:

Administrative Officer V, HRMD – Daisy Adlawan  
Statistician III, SSOD – Nenita Rebarter  
Computer Programmer III, ITSRD – Raymond Nimeno  
Statistician II, BSSD – Belinda Intalan  
Statistician II, BSSD – Glenda Angeles  
Statistician II, EIID – Edgar Valerio Jr.  
Statistician II, ISD – Thelma Lofranco  
Statistician II, ISD – Jonyper Molejon  
Statistician II, ISD – Cecilia Matienzo  
Statistician I, ISD – Jose Alvin Almedilla  
Statistician I, ISD – Marcelina Flores  
Statistician I, FTSS – Epifanio Cruz Jr.

Terms of Reference:

1. Prepares training plan and training design.
2. Prepares training materials and travel order.
3. Consolidates Narrative Reports of training.
4. Prepares Evaluation Form for Trainers and Trainees
5. Prepares Training Evaluation Report.
6. Conducts bi-monthly meetings and other meetings as the need arises.
7. Submits monthly progress report to the Technical Committee.
8. Documents all proceedings of the Working Group and prepares relevant chapter of the procedural history.
9. Performs other duties as directed by Technical Committee.

Secretariat: Statistician I, ISD – Robert Concepcion

Asst. Statistician, SSOD – Leilan Suerte Lacbayan

## **VI. Working Group on Publicity and Data Dissemination**

Chairman: Chief, EIID – Rosie Sta. Ana

Co-Chairman: OIC-Chief, DISD – Vincent Morris Olaivar

Members:

PRO, Office of the Administrator – Cristy Oliveros  
HRMO IV, Human Resource Management Division – Hilda Ballesfin  
Statistician III, SSOD – Nenita Rebarter  
Statistician III, EIID – Dulce Joy Sorino  
Computer Programmer III, ITSRD – Renato Asuncion  
Statistician II, BSSD – Belinda Intalan  
Statistician II, BSSD – Glenda Angeles  
Statistician II, EIID – Francis Manalili  
Statistician II, EIID – Robert Alegre  
Statistician II, ISD – Cecilia Matienzo  
Statistician II, SSOD – Elizabeth Pajigal

Terms of Reference:

1. Plans and implements publicity program.
2. Plans and organizes data dissemination fora.
3. Prepares publication plans.
4. Conducts bi-monthly meetings and other meetings as the need arises.

5. Submits monthly progress report to the Technical Committee.
6. Documents all proceedings of the Working Group and prepares relevant chapter of the procedural history.
7. Performs other duties as directed by Technical Committee.

Secretariat: Statistician I, EIID – Teresita Miranda  
Statistician I, EIID – Aldrin Nofies

## **VII. Working Group on Logistics and Budget Preparation**

Chairman: Statistician IV, BSSD – Apolinar Oblea

Co-Chairman: Statistician III, ISD – Jennifer Pevidal

Members:

Budget Officer IV, Budget Division – Evelyn Tolentino  
Administrative Officer IV, Supply - Federico Boncato Jr.  
Statistician III, EIID - Alicia Lorenzo  
Statistician II, BSSD – Wilfredo Montano Jr.  
Statistician II, BSSD – Ralph Bariata  
Statistician II, BSSD – Marivic Acosta  
Statistician II, ISD – Apolinario Rosario Jr.  
Statistician II, SSOD – Redempta Velilla  
Statistician I, BSSD – Harold Carpio  
Statistician I, FTSS – Epifanio Cruz Jr.  
Statistician I, BSSD – Blanca Niña Yabut  
Statistician I, BSSD – Randy Ami  
Statistician I, ISD – Jose Alvin Almedilla  
Statistician I, ISD – Jessica Eustacio  
Statistician I, SSOD – Alex Polo  
Statistician I, SSOD – Myra Yepes  
Freight Service Supervisor II, Administrative Services Division (ASD) – Vicente Cumagun

Terms of Reference:

1. Prepares budget/cost estimate
2. Prepares workload and manpower requirements.
3. Prepares allocation of supplies and materials, forms, questionnaires and manuals.
4. Coordinates with ASD the procurement of supplies and materials
5. Coordinates with the printing of questionnaires, manual and forms.
6. Coordinates with shipment of questionnaires, manual and materials to field offices.
7. Conducts bi-monthly meetings and other meetings as the need arises.
8. Submits monthly progress report to the Technical Committee.
9. Documents all proceedings of the Working Group and prepares relevant chapter of the procedural history.
10. Performs other duties as directed by Technical Committee.

Secretariat: Statistician I, BSSD – John Paul Sacop  
Asst. Statistician, ITSD – Louis Ceralde

## **VIII. Working Group on Machine Processing**

Chairman: Chief, BSSD – Katrina Esclamad

Co-Chairman: OIC-ISD – Dulce Regala

**Members:**


Chief, Information Technology Operations Division – Elpidio Nogales Jr.  
Statistician IV, ISD – Josephine Albino  
Information Systems Analyst III, ITSRD – Noel Perez  
Computer Programmer III, ITSRD – Raymond Nimeno  
Computer Programmer II, ITSRD – Enrique Maglalang  
Statistician III, BSSD – Carole Blanco  
Statistician III, BSSD – Anilor Fontanilla  
Statistician III, ISD – Anita Brevia  
Statistician III, SSOD – Mario Ilagan II  
Statistician II, BSSD – Stephen Bello  
Statistician II, BSSD – Emerson Aquino  
Statistician II, BSSD – Ralph Bariata  
Statistician II, BSSD – Felisa Abad  
Statistician II, BSSD – Glen Polo  
Statistician II, ISD – Apolinario Rosario Jr.  
Statistician II, ISD – Thelma Lofranco  
Statistician II, ISD – Sharon Martinez  
Statistician II, ISD – Cherilyn Cosico  
Statistician I, BSSD – Belen Salvacion Aguilar  
Statistician I, ISD – Myrly Lilia Cuachin

**Terms of Reference:**

1. Prepares tabulation formats and specifications.
2. Prepares machine edit specifications including Monitoring and Tracking System.
3. Prepares computer systems design.
4. Develops computer programs.
5. Prepares Machine Processing Manual.
6. Conducts bi-monthly meetings and other meetings as the need arises.
7. Submits monthly progress report to the Technical Committee.
8. Documents all proceedings of the Working Group and prepares relevant chapter of the procedural history.
9. Performs other duties as directed by Technical Committee.

**Secretariat:** Statistician I, BSSD – Miriam Dumalaog  
Statistician I, BSSD – Randy Ami  
Statistician I, ISD – Nalyn Calias

THIS SPECIAL ORDER SHALL TAKE EFFECT IMMEDIATELY AND SHALL CONTINUE TO BE ENFORCED UNTIL THE COMPLETION OF THE DUTIES AND RESPONSIBILITIES AS SPECIFIED IN THE TERMS OF REFERENCE.



**CARMELITA N. ERICTA**  
Administrator

AO      DAO  
GAD    HRMD    BD  
ITSD    BSSD    EIID    ISD    SSOD  
All persons concerned

BSSD/GGP