

**VOLUME XVI**

**ISSN 1908 - 0425**

# **2010 ANNUAL SURVEY OF PHILIPPINE BUSINESS AND INDUSTRY**



## **HUMAN HEALTH AND SOCIAL WORK ACTIVITIES**



Republic of the Philippines  
**NATIONAL STATISTICS OFFICE**  
Manila

# **2010 ANNUAL SURVEY OF PHILIPPINE BUSINESS AND INDUSTRY**

## **HUMAN HEALTH AND SOCIAL WORK ACTIVITIES**



Republic of the Philippines  
**NATIONAL STATISTICS OFFICE**  
Manila



**REPUBLIC OF THE PHILIPPINES**

*His Excellency*

**PRESIDENT BENIGNO SIMEON C. AQUINO, III**



**NATIONAL STATISTICS OFFICE**

**CARMELITA N. ERICTA**

*Administrator*

**PAULA MONINA G. COLLADO**

*Deputy Administrator*

**ISSN 1908- 0425**

## FOREWORD

This volume contains the final results of the **2010 Annual Survey of Philippine Business and Industry (ASPBI)** for section Q (**Human Health and Social Work Activities**). The 2010 ASPBI was conducted in April 2011 with the year 2010 as the reference period of data, except for employment which is as of November 15, 2010.

Statistics on the number of establishments, employment, compensation, revenue, cost, fixed assets, capital expenditures, inventories, and value added are presented by region and industry sub-class for establishments with total employment of 20 and over. Furthermore, statistics for all establishments and establishments with total employment of less than 20 are presented at the national level also by industry sub-class for easy reference of data users. Information contained in this report will be useful to government and non-government agencies in formulating and implementing economic plans and programs.

This Office acknowledges with sincere thanks and appreciation the cooperation of reporting establishments.

  
**CARMELITA N. ERICTA**  
Administrator

Manila, Philippines  
April 2013



# CONTENTS

	<b>page</b>
<b>FOREWORD</b> .....	iii
<b>EXPLANATORY TEXT</b>	
Introduction .....	xv
Uses of Survey Data .....	xvi
ASPBI Slogan and Logo .....	xvii
Legal Authority .....	xvii
Scope and Coverage .....	xviii
Unit of Enumeration .....	xix
Survey Design .....	xx
Classification of Establishments .....	xx
Frame of Establishments .....	xxii
Sampling Design .....	xxiii
Sampling Units .....	xxiii
Sampling Domain .....	xxiv
Sample Size .....	xxvii
Sample Allocation .....	xxix
Sample Selection .....	xxxi
Estimation Procedure .....	xxxi
Questionnaire Design .....	xxxiii
Reference Period .....	xxxvi
Survey Operations .....	xxxvi
Preparatory Activities .....	xxxvi
Publicity .....	xxxvi
Training .....	xxxvii
Field Operations .....	xxxvii
Data Processing .....	xxxviii
Tabulation .....	xxxix
Dissemination .....	xl
Response Rate .....	xlii
Concepts and Definitions .....	xliii
Kinds of Establishments .....	xlv
Symbols and Abbreviations Used in Statistical Tables .....	xlvii

	<b>page</b>
<b>BRIEF ANALYSIS</b> .....	xlix
FIGURE A Productivity indicators for human health and social work activities establishments with total employment of 20 and over: Philippines, 2010 .....	liv
FIGURE B Productivity indicators for human health and social work activities establishments with total employment of less than 20: Philippines, 2010 .....	lv
TABLE A Summary statistics for human health and social work activities establishments for all employment sizes by industry group: Philippines, 2010 .....	lvi
TABLE B Summary statistics for human health and social work activities establishments with total employment of 20 and over by industry group: Philippines, 2010 .....	lvii
TABLE C Summary statistics for human health and social work activities establishments with total employment of less than 20 by industry group: Philippines, 2010 .....	lviii
TABLE D Summary statistics for human health and social work activities establishments with total employment of 20 and over by region: Philippines, 2010	

## **STATISTICAL TABLES FOR ESTABLISHMENTS FOR ALL EMPLOYMENT SIZES**

TABLE 1 Summary statistics for human health and social work activities establishments for all employment sizes by industry sub-class: Philippines, 2010 .....	3
TABLE 2 Number of establishments and employment by type and sex for human health and social work activities establishments for all employment sizes by industry sub-class: Philippines, 2010 .....	4
TABLE 3 Number of establishments and compensation of paid employees for human health and social work activities establishments for all employment sizes by industry sub-class: Philippines, 2010. ....	4
TABLE 4 Number of establishments and revenue by type or human health and social work activities establishments for all employment sizes by industry sub-class: Philippines, 2010. .	5

		<b>page</b>
TABLE 4.1	Number of establishments and revenue from main activity by type of transaction for human health and social work activities establishments for all employment sizes by industry sub-class: Philippines, 2010 . . . . .	6
TABLE 4.2	Number of establishments and value of non-industrial services done for others by type for human health and social work activities establishments for all employment sizes by industry sub-class: Philippines, 2010 . . . . .	6
TABLE 5	Number of establishments and cost by type or human health and social work activities establishments for all employment sizes by industry sub-class: Philippines, 2010 . .	7
TABLE 5.1	Number of establishments and cost of industrial services done by others by type for human health and social work activities establishments for all employment sizes by industry sub-class: Philippines, 2010 . . . . .	8
TABLE 5.2	Number of establishments and cost of non-industrial services done by others by type for human health and social work activities establishments for all employment sizes by industry sub-class: Philippines, 2010 . . . . .	9
TABLE 6	Number of establishments and capital expenditures of tangible fixed assets by type for human health and social work activities establishments for all employment sizes by industry sub-class: Philippines, 2010 . . . . .	9
TABLE 6.1	Number of establishments and capital expenditures for tangible fixed assets by mode of acquisition for human health and social work activities establishments for all employment sizes by industry sub-class: Philippines, 2010 . . . . .	10
TABLE 6.2	Number of establishments and capital expenditures for intangible assets by type for human health and social work activities establishments for all employment sizes by industry sub-class: Philippines, 2010 . . . . .	11
TABLE 7	Number of establishments and gross additions to tangible fixed assets for human health and social work activities establishments for all employment sizes by industry sub-class: Philippines, 2010. . . . .	11

	<b>page</b>
TABLE 7.1 Number of establishments and sale of tangible fixed assets by type for human health and social work activities establishments for all employment sizes by industry sub-class: Philippines, 2010. ....	12
TABLE 7.2 Number of establishments and losses and damages to tangible fixed assets by type for human health and social work activities establishments for all employment sizes by industry sub-class: Philippines, 2010 .....	13
TABLE 8 Number of establishments and book value of tangible fixed assets by type for human health and social work activities establishments for all employment sizes by industry sub-class: Philippines, 2010 .....	14
TABLE 8.1 Number of establishments and value of intangible assets by type for human health and social work activities establishments for all employment sizes by industry sub-class: Philippines, 2010 .....	15
TABLE 9 Number of establishments and value of inventories by type for human health and social work activities establishments for all employment sizes by industry sub-class: Philippines, 2010 .....	15
TABLE 10 Number of reporting establishments and nationality with highest capital participation rate as of December 31 for human health and social work activities establishments for all employment sizes by industry sub-class: Philippines, 2010 .....	16

**STATISTICAL TABLES FOR ESTABLISHMENTS WITH TOTAL EMPLOYMENT OF 20 AND OVER**

TABLE 1a Summary statistics for human health and social work activities establishments with total employment of 20 and over by region and industry sub-class: Philippines, 2010. ....	21
TABLE 2a Number of establishments and employment by type and sex for human health and social work activities establishments with total employment of 20 and over by region and industry sub-class: Philippines, 2010. ....	27

	<b>page</b>
TABLE 4a Number of establishments and revenue by type for human health and social work activities establishments with total employment of 20 and over by region and industry sub-class: Philippines, 2010 .....	34
TABLE 4a.1 Number of establishments and revenue from main activity by type of transaction for human health and social work activities establishments with total employment of 20 and over by region and industry sub-class: Philippines, 2010 .....	41
TABLE 4a.2 Number of establishments and value of non-industrial services done for others by type for human health and social work activities establishments with total employment of 20 and over by region and industry sub-class: Philippines, 2010 .....	44
TABLE 5a Number of establishments and cost by type for human health and social work activities work establishments with total employment of 20 and over by region and industry sub-class: Philippines, 2010 .....	48
TABLE 5a.1 Number of establishments and cost of industrial services done by others by type for human health and social work activities establishments with total employment of 20 and over by region and industry sub-class: Philippines, 2010 .....	58
TABLE 5a.2 Number of establishments and cost of non-industrial services done by others by type for human health and social work activities establishments with total employment of 20 and over by region and industry sub-class: Philippines, 2010 .....	61
TABLE 6a Number of establishments and capital expenditures of tangible fixed assets by type for human health and social work activities establishments with total employment of 20 and over by region and industry sub-class: Philippines, 2010 .....	65
TABLE 6a.1 Number of establishments and capital expenditures for tangible fixed assets by mode of acquisition for human health and social work activities establishments with total employment of 20 and over by region and industry sub-class: Philippines, 2010 .....	72

		<b>Page</b>
TABLE 6a.2	Number of establishments and capital expenditures for intangible assets by type for human health and social work activities establishments with total employment of 20 and over by region and industry sub-class: Philippines, 2010 . . . . .	75
TABLE 7a.1	Number of establishments and sale of tangible fixed assets by type for human health and social work activities establishments with total employment of 20 and over by region and industry sub-class: Philippines, 2010 . . . . .	82
TABLE 7a.2	Number of establishments and losses and damages to tangible fixed assets by type for human health and social work activities establishments with total employment of 20 and over by region and industry sub-class: Philippines, 2010 . . . . .	90
TABLE 8a	Number of establishments and book value of tangible fixed assets by type for human health and social work activities establishments with total employment of 20 and over by region and industry sub-class: Philippines, 2010 . . . . .	96
TABLE 8a.1	Number of establishments and book value of intangible assets by type for human health and social work activities establishments with total employment of 20 and over by region and industry sub-class: Philippines, 2010 . . . . .	104
TABLE 9a	Number of establishments and value of inventories by type for human health and social work activities establishments with total employment of 20 and over by region and industry sub-class: Philippines, 2010 . . . . .	107
TABLE 10a	Number of reporting establishments and nationality with highest capital participation rate as of December 31 for human health and social work activities establishments with total employment of 20 and over by region and industry sub-class: Philippines, 2010 . . . . .	114

	<b>Page</b>
<b>STATISTICAL TABLES FOR ESTABLISHMENTS WITH TOTAL EMPLOYMENT OF LESS THAN 20</b>	
TABLE 1b Summary statistics for human health and social work activities establishments with total employment of less than 20 by industry sub-class: Philippines, 2010 . . . . .	123
TABLE 2b Number of establishments and employment by type and sex for human health and social work activities establishments with total employment of less than 20 by industry sub-class: Philippines, 2010 . . . . .	124
TABLE 3b Number of establishments and compensation of paid employees for human health and social work activities establishments with total employment of less than 20 by industry sub-class: Philippines, 2010 . . . . .	124
TABLE 4b Number of establishments and revenue by type for human health and social work activities establishments with total employment of less than 20 by industry sub-class: Philippines, 2010 . . . . .	125
TABLE 4b.1 Number of establishments and revenue from main activity by type transaction for human health and social work activities establishments with total employment of less than 20 by industry sub-class: Philippines, 2010 . . . . .	126
TABLE 4b.2 Number of establishments and value of non-industrial services done for others by type for human health and social work activities establishments with total employment of less than 20 by industry sub-class: Philippines, 2010. . . . .	126
TABLE 5b Number of establishments and cost by type for human health and social work activities establishments with total employment of less than 20 by industry sub-class: Philippines, 2010 . . . . .	127
TABLE 5b.1 Number of establishments and cost of industrial services done by others by type for human health and social work activities establishments with total employment of less than 20 by industry sub-class; Philippines, 2010 . . . . .	128
TABLE 5b.2 Number of establishments and cost of non-industrial services done by others by type for human health and social work activities establishment with total employment of less than 20 by industry sub-class: Philippines, 2010 . . . . .	129

	<b>Page</b>
TABLE 6b Number of establishments and capital expenditures of tangible fixed assets by type for human health and social work activities establishments with total employment of less than 20 by industry sub-class: Philippines, 2010 . . . .	129
TABLE 6b.1 Number of establishments and capital expenditures for tangible fixed assets by mode of acquisition for human health and social work activities establishments with total employment of less than 20 by industry sub-class: Philippines, 2010 . . . . .	130
TABLE 6b.2 Number of establishments and capital expenditures for intangible assets by type for human health and social work activities establishments with total employment of less than 20 by industry sub-class: Philippines, 2010 . . . . .	131
TABLE 7b Number of establishments and gross additions to tangible fixed assets for human health and social work activities establishments with total employment of less than 20 by industry sub-class: Philippines, 2010 . . . . .	131
TABLE 7b.1 Number of Establishments and Sale of Tangible Fixed Assets by Type for Human Health and Social Work Activities Establishments with Total Employment of Less than 20 by Industry Sub-Class: Philippines, 2010 . . . . .	132
TABLE 7b.2 Number of Establishments and Losses and Damages to Tangible Fixed Assets by Type for human health and social work activities Establishments with Total Employment of Less Than 20 by Industry Sub-Class: Philippines, 2010 . . . . .	133
TABLE 8b Number of establishments and book value of tangible fixed assets by type for human health and social work activities establishments with total employment of less than 20 by industry sub-class: Philippines, 2010 . . . . .	134
TABLE 8b.1 Number of establishments and value of intangible assets by type for human health and social work activities establishments with total employment of less than 20 by industry sub-class: Philippines, 2010. . . . .	135
TABLE 9b Number of establishments and value of inventories by type for human health and social work activities establishments with total employment of less than 20 by industry sub-class: Philippines, 2010 . . . . .	135



	<b>Page</b>
TABLE 10b Number of reporting establishments and nationality with highest capital participation rate as of December 31 for human health and social work activities establishments with total employment of less than 20 by industry sub-class: Philippines, 2010 .....	136

## **APPENDICES**

Appendix 1	2010 Annual Survey of Philippine Business And Industry Questionnaire (ASPBI Form 5)	141
Appendix 2	2010 ASPBI Sampling Rates by Industry and Employment Stratum	153
Appendix 3	2010 ASPBI Designation Order No. 2010 - 83	155

## EXPLANATORY TEXT

### INTRODUCTION

The Annual Survey of Philippine Business and Industry (ASPBI) is one of the designated statistical activities of the National Statistics Office (NSO). It is a nationwide undertaking designed to collect and generate information on the levels, structure, and trends of economic activities in the entire country. The 2010 ASPBI was conducted in 2011 with 2010 as reference year.

The 2009 Philippine Standard Industrial Classification (PSIC) was adopted for the first time in this survey round. This is the latest version of the industry classification in the country released by the NSCB after the 1994 PSIC was amended in 2002. It conforms with the International Standard Industrial Classification (ISIC) Revision 4 prescribed by the United Nations, but with modifications to suit national situation and requirement. The PSIC is a statistical classification of all economic activities, designed as a guide and a comprehensive framework for securing uniformity and comparability of both the government and private sectors. With the adoption of the 2009 PSIC, the ASPBI now covered 18 out of the 21 sectors of the Philippine economy, as compared to 14 out of 17 in the 1994 PSIC.

Presented in Table 1 are the series of each sector included in the annual surveys of establishments.

TABLE 1 Survey Series by Sector

Sector	N <sup>th</sup> Series	Sector	N <sup>th</sup> Series
Agriculture, Forestry and Fishing <sup>1/</sup>	17 <sup>th</sup>	Information and Communication <sup>2/</sup>	28 <sup>th</sup>
Mining and Quarrying	27 <sup>th</sup>	Financial and Insurance Activities	28 <sup>th</sup>
Manufacturing	41 <sup>st</sup>	Real Estate Activities <sup>3/</sup>	28 <sup>th</sup>
Electricity, Gas, Steam and Air Conditioning Supply	27 <sup>th</sup>	Professional, Scientific and Technical Services <sup>3/</sup>	28 <sup>th</sup>
Water Supply, Sewerage, Waste Management and Remediation Activities <sup>2/</sup>	1 <sup>st</sup>	Administrative and Support Service Activities <sup>3/</sup>	28 <sup>th</sup>
Construction	27 <sup>th</sup>	Education	28 <sup>th</sup>
Wholesale and Retail Trade, Repair of Motor Vehicles and Motorcycles	32 <sup>nd</sup>	Human Health and Social Work Activities	28 <sup>th</sup>

*Continued*

**TABLE 1 – Concluded**

Sector	N <sup>th</sup> Series	Sector	N <sup>th</sup> Series
Transportation and Storage	27 <sup>th</sup>	Arts, Entertainment and Recreation <sup>4/</sup>	28 <sup>th</sup>
Accommodation and Food Service Activities <sup>5/</sup>	28 <sup>th</sup>	Other Service Activities <sup>4/</sup>	28 <sup>th</sup>

**Notes:**

<sup>1/</sup> Fishing was combined in this sector

<sup>2/</sup> Newly created sectors

<sup>3/</sup> Activities separated from 1994 PSIC, Major Division K (Real Estate, renting and business activities)

<sup>4/</sup> Activities separated from 1994 PSIC, Major Division O (Other Community, Social and Personal Service Activities)

<sup>5/</sup> Formerly Hotels and Restaurants in the 1994 PSIC

**Uses of Survey Data**

Data collected from the 2010 ASPBI constitute bases upon which the government and the private sector can formulate policies and evolve economic development plans.

Specifically, the survey results are used in:

- constructing national and regional income accounts of the Philippine economy
- formulating development strategies and monitoring plans/policies in the attainment of national and regional goals
- determining and comparing regional economic structure and performance
- valuating conditions of the economy, employment and income perspective in order to make more informed decisions
- evaluating business options, assessing opportunities for new investments and estimating market shares of industries
- providing updates for the frame of establishments.

## ASPBI Slogan and Logo

*Providing Statistics for a Globally Competitive Economy* is the slogan of the census/survey of establishments since the 2000 Census of Philippine Business and Industry. Along with the slogan is the logo shown below.



The logo, which is a stylistic representation of the Filipino flag, capsulizes the objectives of the 2010 ASPBI.

The golden sun represents the vision of hope which reaches out like the sun's rays for the improvement of the quality of life of all Filipinos; the red chart, the desired trend of the country's economic progress; the white building, the businesses and industries that propel the growth of the economy; while the blue background symbolizes the cooperation between and among the data providers, data producers and data users.

## LEGAL AUTHORITY

The conduct of the 2010 ASPBI was undertaken by authority of the following legislative acts and presidential directives:

- Commonwealth Act No. 591 An Act to Create the Bureau of the Census and Statistics to consolidate statistical activities of the government therein which was approved on August 19, 1940. This empowers the Bureau, among other things, to prepare for and undertake all censuses of population, agriculture, industry and commerce.

### Penalty Clause

Section 3 of the Commonwealth Act No. 591 states that:

"... Any person who fails or refuses to accomplish, mail or deliver such questionnaire or form received by him to the Bureau of the Census and Statistics...or any person who in accomplishing any such questionnaire or form, knowingly gives data or information which shall prove to be materially untrue in any particular, or any person who signs such questionnaire or form after it has been accomplished in the knowledge that it is untrue in any particular shall upon conviction, be punished ..."

### Confidentiality of Information

Section 4 of the Commonwealth Act No. 591 states that:

"Data furnished the Bureau of the Census and Statistics by an individual, corporation, partnership, institution or business enterprise shall not be used as evidence in any court or in any public office either as evidence for or against the individual, corporation, association, partnership, institution or business enterprise from whom such data emanates; nor shall such data or information be divulged to any person except authorized employees of the Bureau of the Census and Statistics, acting in the performance of their duties; nor shall data be published except in the form of summaries or statistical tables in which no reference to an individual, corporation, association, partnership, institution, or

business enterprise shall appear. Any person violating the provisions of this section shall, upon conviction, be punished by a fine of not more than six hundred pesos or by imprisonment for not more than six months, or by both.”

- Presidential Decree No. 418 dated March 20, 1974 reconstituted the Bureau of the Census and Statistics as a new agency to be known as the National Census and Statistics Office (NCSO), under the administrative supervision of the National Economic Development Authority (NEDA).
- Executive Order No. 121 Reorganization Act of the Philippine Statistical System, dated August 4, 1987 renamed the National Census and Statistics Office (NCSO) to National Statistics Office which shall be the major statistical agency responsible for generating general purpose statistics and undertaking such censuses and surveys.
- Executive Order 352 Designation of Statistical Activities that will generate critical data for decision-making by the Government and the Private Sector, dated July 1, 1996.
- Executive Order 5 **Strengthening** the National Statistics Office, dated July 29, 1998.

## SCOPE AND COVERAGE

The 2010 ASPBI is a nationwide undertaking confined to the formal sector of the economy and as such excludes the informal sector. The following comprise the formal sector:

1. Corporations and partnerships
2. Cooperatives and foundations
3. Single proprietorship with employment of 10 or more
4. Single proprietorship with branches

Starting with the 2006 Census of Philippine Business and Industry and thereafter, all establishment censuses and surveys conducted by NSO cover only the formal sector. The decision to include only the formal sector was based on the contribution of this group to the value added of the major sectors. In particular, the 2003 and 2005 ASPBI results showed that the contribution of the formal sector was at least 50 percent of value added. In 11 of the 14 sectors, value added of the formal sector ranged from 80 to 100 percent of the total.

Another consideration was the quality of the survey frame. The survey frame was extracted from the List of Establishments (LE). The series of updating operations since 1999 focused more on the updating of the formal sector. Budgetary constraint was the reason why coverage was limited to these economic units.

The absence of a clear delineation between household operated activities and businesses was one of the problems encountered in the creation of the frame. Limiting the coverage of the survey to the formal sector clearly defines the units in the survey frame.

Thus, the 2010 ASPBI covered only the following economic units:

- All establishments with total employment (TE) of 10 and over, and

- All establishments with TE of less than 10, except those establishments with Legal Organization = 1 (single proprietorship) and Economic Organization = 1 (single establishment), that are engaged in economic activities classified according to the 2009 Philippine Standard Industrial Classification (PSIC).

Listed below are the economic activities within the scope of the 2010 ASPBI.

TABLE 2 Scope of the 2010 ASPBI

Industry Code	Economic Activity	Industry Code	Economic Activity
A	Agriculture, Forestry and Fishing	J	Information and Communication
B	Mining and Quarrying	K	Financial and Insurance Activities
C	Manufacturing	L	Real Estate Activities
D	Electricity, Gas, Steam, and Air Conditioning Supply	M	Professional, Scientific and Technical Activities
E	Water Supply; Sewerage, Waste Management and Remediation Activities	N	Administrative and Support Service Activities
F	Construction	P	Education
G	Wholesale and Retail Trade; Repair of Motor Vehicles and Motorcycles	Q	Human Health and Social Work Activities
H	Transportation and Storage	R	Arts, Entertainment, and Recreation
I	Accommodation and Food Service Activities	S	Other Service Activities

## UNIT OF ENUMERATION

The unit of enumeration in the 2010 ASPBI was the establishment. An establishment is defined in the United Nations International Recommendations on Industrial Statistics as:

*“an economic unit under a single ownership or control, i.e., under a single legal entity, engaged in one or predominantly one kind of economic activity at a single fixed location.”*

In actual practice, however, there were difficulties in applying the ideal definition so the establishment is defined in operational terms to take into account the organization and record keeping practices of certain sectors by making the single location and activity criteria more flexible. Thus, the operational definition of an establishment is as follows:

*“the unit that is engaged in the production of the most homogenous group of goods and services, usually at one location, but sometimes over a wider area, for which separate records are available that can provide data concerning the production of these goods and services and the materials, labor and physical resources used in the production.”*

The above definition is applicable to the following: Construction; Transportation and Storage; Telecommunications activities; Other monetary intermediation; Activities of holding companies; Investment company operation; Investment house operation; Securities dealership, own account; Credit card activities; Venture capital corporation operation; Life insurance; Non-life insurance; Reinsurance for Life and Non-life insurance; Pension funding; Activities auxiliary to insurance and pension funding; Fund management activities; Real estate buying, selling, renting, leasing and operating of self-owned/ leased apartment building, non-residential and dwellings; Real estate buying, developing, subdividing and selling; Cemetery and columbarium development , selling, renting, leasing and operation of self-owned cemetery/columbarium (including burial crypt); Investigation and security activities; Travel agency and tour operators; Other reservation service and related activities; Electric cooperatives; and Water district cooperatives. It is then necessary to use the *kind-of-activity unit* for these sectors. A kind-of-activity unit differs from the establishment as there is no restriction with respect to the geographical areas in which a given kind of activity is carried on by a single legal entity.

## **SURVEY DESIGN**

### **Classification of Establishments**

An establishment is categorized by its economic organization, legal organization, industrial classification, employment size, and geographic location.

Economic Organization (EO). This relates to the organizational structure or role of the establishment in the organization. The following are the types of EO:

- *Single establishment* (EO=1) is an establishment which has neither branch nor main office.
- *Branch only* (EO=2) is an establishment which has a separate main office located elsewhere.
- *Establishment and main office* (EO=3), both located in the same address and with branch/es elsewhere.
- *Main office only* (EO=4) is the unit which controls, supervises and directs one or more establishments of an enterprise.
- *Ancillary unit other than Main Office* (EO=5) is the unit that operates primarily or exclusively for a related establishment or group of related establishments or its parent establishment and provides goods or services that support but do not become part of the output of those establishments.

Legal Organization (LO). This provides the legal basis for ownership of the establishment. The following are the types of LO:

- *Single Proprietorship* (LO=1) is a business establishment organized, owned and managed by one person, who alone assumes the risk of the business enterprise.
- *Partnership* (LO=2) is an association of two or more individuals for the conduct of a business enterprise based upon an agreement or contract between or among them to contribute money, property or industry into a common fund with the intention of dividing profits among themselves.
- *Government Corporation* (LO=3) is a corporation organized for private aim, benefit or purpose with the government as the majority stockholder, regardless of whether they are stock or non-stock corporations.
- *Stock Corporation* (LO=4) is an ordinary business corporation organized by private persons, created and operated for the purpose of making a profit which may be distributed in the form of dividends to stockholders on the basis of their invested capital.
- *Non-Stock Corporation* (LO=5) is a business corporation who does not issue stock to its members and are created not to profit but for the public good and welfare. Of this character are most of the religious, social, literary, scientific, civic and political organizations and societies.
- *Cooperative* (LO=6) is an organization composed primarily of small producers and/or consumers who voluntarily join together to form a business enterprise, which they themselves own, control and patronize.
- *Others* (LO=7) are organizations not classified in any of the above classification like private associations, foundations, non-government organizations, etc.

Industrial Classification. The industrial classification of an economic unit was determined by the activity from which it derives its major income or revenue. The 2009 PSIC was utilized to classify economic units according to their economic activities. It was approved for adoption by government agencies and instrumentalities through NSCB Resolution No.2 Series 2010 signed on February 10, 2010. It was used for the first time for the ASPBI. The 2009 PSIC is aligned with the International Standard Industrial Classification of all Economic Activities (ISIC) Revision 4, as officially released by the United Nations Statistics Division on August 11, 2008 for adoption by countries in their revised national classifications by 2010. The 2009 PSIC took into account the significant changes on the relative importance of various economic activities in the country that have taken place since 2002. It is linked with the ASEAN Common Industrial Classification (ACIC) as approved by the AHSOM (ASEAN Heads of Statistical Offices) in November 2006.

The 2009 PSIC consists of alpha character and five numeric digits. The alpha character, which represents the sector or section, is denoted by the characters A to U. The first two numeric digits represent the division; the first three numeric digits, the group; the first four digits, the class; and the five digits, the sub-class.



Establishment Size. The size of an establishment was determined by its total employment. The following were the employment size classifications used in the survey:

TABLE 3 Employment Size and Code

TE Code	Total Employment	TE Code	Total Employment
0	1 – 4	5	100 – 199
1	5 – 9	6	200 – 499
2	10 – 19	7	500 – 999
3	20 – 49	8	1000 – 1999
4	50 – 99	9	2000 and over

Geographic Classification. Establishments were also classified by geographic area using the Philippine Standard Geographic Classification (PSGC). The PSGC is a systematic classification and coding of geographic areas in the country. It contains the latest updates on the official number of regions, provinces, cities, municipalities, and barangays in the Philippines.

For the 2010 ASPBI, the PSGC as of December 31, 2010 was adopted. It consists of the 17 administrative regions as approved under Executive Order No. 36 dated 19 September 2001 (*Providing for the Reorganization of the Administrative Regions in Mindanao....*) and Executive Order No. 103 dated 17 May 2002 (*Dividing Region IV into Region IV-A and Region IV-B, transferring the province of Aurora to Region III*).

### Frame of Establishments

The frame for the 2010 ASPBI was extracted from the 2010 List of Establishments (LE). This frame was used to draw the sample establishments for the survey.

The 2010 LE was the combined result of the following:

- Mail inquiries of “no matched” establishments from Top 15,000 Corporations, 2009 edition
- PEZA list as of February 28, 2010
- Clark Subic Marketing Directory
- Board of Investments list of registered projects from 2000-2009
- SEC partial list of partnerships from 2003-2008
- NSO's 2009 Traders list of importers and exporters
- Jollibee Group of Companies
- Various websites

The 2009 ASPBI, 2009 Survey of Information and Communication Technology (SICT), 2009 Survey of Tourism Establishments in the Philippines (STEP) and other regular surveys conducted by the Industry and Trade Statistics Department (ITSD) provided updates on characteristics and status of sample establishment and business births.

An estimate from the 2010 LE showed that there were about 778,000 establishments in operation in the country in 2010. Distribution of these establishments reveals that about 610,000 establishments (78.0%) were classified as the informal sector and the remaining 168,000

establishments were considered as the formal sector. A total of 150,000 (89%) establishments classified in the formal sector were within the coverage of the 2010 ASPBI and thus, comprised the frame of the survey.

## SAMPLING DESIGN

The 2010 ASPBI used stratified systematic sampling with 5-digit PSIC serving as industry strata and employment size as the second stratification variable.

### Sampling Units

Generally, the sampling units for the sections, except Construction, and Transportation and Storage, were single establishment (EO = 1), branch only (EO=2), and establishment and main office (EO=3). For Construction, Transportation and Storage, and selected industry group/class/sub-class, the sampling units were single establishment (EO = 1), establishment and main office (EO=3), and main office only (EO=4). The branches of these establishments do not strictly meet the criteria for defining an establishment as these are classified as kind-of-activity units.

For Government-Owned-and-Controlled Corporations (GOCCs), the sampling units were those with EO=1, 3 and 4. Presented in Table 4 are the sampling units by industry.

TABLE 4 Sampling Units by Industry

Industry Code	Industry Description	EO
A	Agriculture, Forestry and Fishing	1, 2, 3
B	Mining and Quarrying	1, 2, 3
C	Manufacturing	1, 2, 3
D	Electricity, Gas, Steam and Air Conditioning, except D35100 Electric Cooperatives with LO=6	1, 2, 3
D35100	Electric power generation, transmission and distribution ( Electric Cooperatives with LO=6)	1, 3, 4
E	Water Supply; Sewerage, Waste Management and Remediation Activities, except E36000 (Water District with LO=6)	1, 2, 3
E36000	Water collection, Treatment and Supply (Water District with LO=6)	1, 3, 4
F	Construction	1, 3, 4
G	Wholesale and Retail Trade; Repair of Motor Vehicles and Motorcycles	1, 2, 3
H	Transportation and Storage	1, 3, 4
I	Accommodation and Food Service Activities	1, 2, 3
J	Information and Communication except Telecommunications Activities (J61)	1, 2, 3
J61	Telecommunications activities	1, 3, 4

Industry Code	Industry Description	EO
K	Financial and Insurance Activities, except K6419, K64921, K64301, K64302, K64303, K64200, K64924, K651, K652, K662	1, 2, 3
K6419	Other monetary intermediation	1, 3, 4
K64921	Credit card activities	1, 3, 4
K64301	Investment company operation	1, 3, 4
K64302	Investment house operation	1, 3, 4
K64303	Securities dealership, own account	1, 3, 4
K64200	Financial holding company activities	1, 3, 4
K64924	Venture capital corporation	1, 3, 4
K651	Life and non-life insurance companies	1, 3, 4
K652	Life and non-life reinsurance companies	1, 3, 4
K662	Pre-need plan activities; insurance agents and brokers; Insurance activities, n.e.c.	1, 3, 4
L	Real estate activities, except L68110, L68120, L68130	1, 2, 3
L68110	Real estate buying, selling, renting, leasing and operating of self owned/leased apartment building, non-residential and dwellings	1, 3, 4
L68120	Real estate buying, developing, subdividing and selling	1, 3, 4
L68130	Cemetery and columbarium development, selling, renting, leasing and operation of self-owned cemetery/columbarium	1, 3, 4
M	Professional, Scientific and Technical Activities	1, 2, 3
N	Administrative and Support Service Activities, except N80, N791, N799	1, 2, 3
N80	Security and investigation activities	1, 3, 4
N791	Travel agency and tour operators	1, 3, 4
N799	Other reservation service and related activities	1, 3, 4
P	Education	1, 2, 3
Q	Human Health and Social Work Activities	1, 2, 3
R	Arts, Entertainment and Recreation	1, 2, 3
S	Other Service Activities	1, 2, 3

### Sampling Domain

For establishments with TE of 20 and over, the domains were the region and industry, with employment size as the stratification variable. For establishments with TE of less than 20, the whole country and industry were the domains with employment size as the stratification variable.

### Geographic Domain

For establishments with TE of less than 20, the geographic domain was the whole country. For those with TE of 20 and over, the geographic domains were the 17 administrative regions of the country. Hence, the samples of the 2010 ASPBI with TE of 20 and over can provide estimates up to the regional level while those with TE of less than 20 at the national level.

Table 5 lists the geographic domains (regions) and the provinces comprising the region.

TABLE 5 Geographic Domains and Its Composition

Region	Province
National Capital Region (NCR)	City of Manila, Quezon City Mandaluyong City, Marikina City Pasig City, San Juan City, Caloocan City Malabon City, Navotas City Valenzuela City, Makati City, Pateros Taguig City, Parañaque City Las Piñas City, Muntinlupa City, Pasay City
Cordillera Administrative Region (CAR)	Abra, Apayao, Benguet, Ifugao, Kalinga Mountain Province
Region I – Ilocos Region	Ilocos Norte, Ilocos Sur, La Union, Pangasinan
Region II – Cagayan Valley	Batanes, Cagayan, Isabela, Nueva Vizcaya Quirino
Region III – Central Luzon	Aurora, Bataan, Bulacan, Nueva Ecija Pampanga, Tarlac, Zambales
Region IV-A – CALABARZON	Cavite, Laguna, Batangas, Rizal, Quezon
Region IV-B – MIMAROPA	Occidental Mindoro, Oriental Mindoro Marinduque, Romblon, Palawan
Region V – Bicol Region	Albay, Camarines Norte, Camarines Sur Catanduanes, Masbate, Sorsogon
Region VI – Western Visayas	Aklan, Antique, Capiz, Guimaras, Iloilo Negros Occidental
Region VII – Central Visayas	Bohol, Cebu, Negros Oriental, Siquijor
Region VIII – Eastern Visayas	Biliran, Leyte, Southern Leyte, Eastern Samar Northern Samar, Western Samar
Region IX – Zamboanga Peninsula	Zamboanga del Norte, Zamboanga del Sur Zamboanga Sibugay, Isabela City

TABLE 5 --- *Concluded*

Region	Province
Region X – Northern Mindanao	Bukidnon, Camiguin, Lanao del Norte Misamis Occidental, Misamis Oriental
Region XI – Davao Region	Compostela Valley, Davao del Norte Davao del Sur, Davao Oriental
Region XII – SOCCSKSARGEN	North Cotabato, Sarangani, South Cotabato Sultan Kudarat, Cotabato City
Autonomous Region in Muslim Mindanao (ARMM)	Lanao del Sur, Maguindanao (excluding Cotabato City), Sulu, Tawi-Tawi Basilan (excluding Isabela City)
Caraga	Agusan del Sur, Agusan del Norte, Dinagat Island, Surigao del Sur, Surigao del Norte

### Industry Domain

The 2010 ASPBI used the 5-digit level of the 2009 PSIC as its industry domains. This was done to enable also the production of data from the amended 1994 PSIC to the 2009 PSIC with emphasis on the sub-classes that were split into two or more ISIC codes; and to provide data for Information and Communications Technology (ICT) and other emerging industries.

There were 1,228 industry sub-classes (5-digit PSIC) which constituted the industry domains for both establishments with TE of 20 and over and TE of less than 20. Table 6 presents the distribution of the number of industry domains by section of the 2009 PSIC.

TABLE 6 Number of Industry Domains by Section

Section	Number of Industry Domains
A	157
B	32
C	476
D	3
E	8
F	15
G	178
H	54

TABLE 6 --- *Concluded*

Section	Number of Industry Domains
I	20
J	39
K	44
L	6
M	38
N	74
P	13
Q	25
R	18
S	28
<b>Total</b>	<b>1,228</b>

### Employment Stratum

For the 2010 ASPBI, the TE sizes were either combined or taken as a group to comprise an employment stratum and were limited to only five strata for all major divisions. The basic consideration for grouping was the concentration of establishments in the TE sizes.

Within the industry domains for each major division, the establishments were grouped according to the following employment stratum:

TABLE 7 Employment Stratum

Employment Stratum	
TE 1 - 9	(size 0 & 1)
TE 10 - 19	(size 2)
TE 20 - 49	(size 3)
TE 50 - 99	(size 4)
TE 100 & over	(size 5 to 9)

### **Sample Size**

The sample size of the 2010 ASPBI was maintained at the same level as that of 2009 ASPBI for manageability. This was necessary to provide for data at the aligned amended 1994 PSIC with the 2009 PSIC. The timeliness of retrieval of the questionnaires and release of final results were also primary considerations why the number of samples should still be kept to a minimum. Given the importance of the results of the ASPBI to the Philippine System of National Accounts (PSNA), the sample size has to be at a manageable level without compromising the reliability

and accuracy of the survey returns. The shorter processing time before the release of results and scarce manpower and financial resources were also considered. Other considerations include: the acceptable sampling error and the level of disaggregation of the estimates with due concern for confidentiality and shorter processing time.

In general, the TE 100 and over was a *certainty stratum* for all sectors. The employment strata TE of 20 and over, whose establishments are considered as 'large' units comprised the *certainty strata* for selected industries in sectors Manufacturing (PSIC C); and Wholesale and Retail Trade, Repair of Motor Vehicles and Motorcycles (PSIC G).

*A **certainty stratum** is defined as the employment stratum whose sampling ratio is 100 percent. In this stratum, all establishments are taken as certainty samples, i.e. the selection probability is 1 and the sampling weight is 1. On the other hand, a **non-certainty stratum** is the employment stratum where only sample establishments are taken.*

For all sectors except B and D, those identified as the Information and Communication Technology (ICT) core industries, the employment strata in TE of less than 20 were considered as non-certainty strata.

The following sectors were, however, taken on a 100 percent basis regardless of employment stratum because of the relatively small number of their population.

- Mining and Quarrying (B)
- Electricity, Gas , Steam and Air Conditioning Supply (D)

#### Sample Size for TE of Less Than 20

The sample size for establishments with TE of less than 20 was determined by applying the specified sampling rates for each employment stratum (that is, separately for strata TE 1-9 and TE 10 -19) of the industry domain (5-digit PSIC) at the national level. The total sample size for establishments with TE of less than 20 was 15,228 establishments.

#### Sample Size for TE of 20 and Over

The sample size for establishments with TE of 20 and over was obtained by applying the specific sampling rates for the  $i^{th}$  employment stratum in the  $h^{th}$  industry stratum at the national level and then allocated to geographic domain (region). The aggregate sample size for TE of 20 and over in all sectors was 14,070 establishments.

Thus, the total number of samples for the 2010 ASPBI was 29,298 establishments. Table 8 shows the distribution of samples by section and by employment size.

TABLE 8 Number of Samples by Section and by Employment Size

Section	Industry Description	Number of Samples		
		Total	Less than 20	20 and over
<b>Total</b>		<b>29,298</b>	<b>15,228</b>	<b>14,070</b>
A	Agriculture, Forestry and Fishing	811	221	590
B	Mining and Quarrying	162	79	83
C	Manufacturing	5,774	1,957	3,817
D	Electricity, Gas, Steam and Air Conditioning Supply	251	46	205
E	Water Supply; Sewerage, Waste Management and Remediation Activities	238	72	166
F	Construction	624	124	500
G	Wholesale and Retail Trade; Repair of Motor Vehicles and Motorcycles	8,159	5405	2754
H	Transportation and Storage	922	352	570
I	Accommodation and Food Service Activities	1,904	972	932
J	Information and Communication	2,082	1,437	645
K	Financial and Insurance Activities	1,427	910	517
L	Real Estate Activities	444	280	164
M	Professional, Scientific and Technical Activities	977	659	318
N	Administrative and Support Service Activities	1,597	618	979
P	Education	1,835	749	1,086
Q	Human Health and Social Work Activities	835	378	457
R	Arts, Entertainment and Recreation	384	227	157
S	Other Service Activities	872	742	130

## Sample Allocation

### Sample Allocation for TE of Less Than 20 (Strata TE 1-9 and TE 10-19)

No allocation was done in these strata, as the sample sizes were determined at the 5-digit PSIC (industry domain) and national level.

Minimum sample size was set to 3 establishments and maximum of 100 establishments per cell (industry domain and employment stratum). However, when the total number of establishments (*N*) in the cell was equal to or less than the set minimum sample size, all establishments in that cell were taken as samples.



### Sample Allocation for TE of 20 and Over (Strata TE 20-49 and TE 50-99)

Proportional allocation was used in allocating the number of samples in the sampling strata of TE 20-49 and TE 50-99 of the industry domain and employment stratum at the regional level. Basis of allocation was the number of establishments ( $N$ ) in the region by industry domain and by employment stratum.

Minimum sample size was also set to 3 establishments and maximum of 10 establishments per cell (industry domain, employment stratum and region). However, when the total number of establishments ( $N$ ) in the cell was equal to or less than the set minimum sample size, all establishments in that cell were taken as samples.

The number of samples for each employment stratum of the industry domain at the national level was allocated by region. The formula used was,

$$n_{hij} = \frac{N_{hij}}{N_{hi}} \times n_{hi}$$

where:

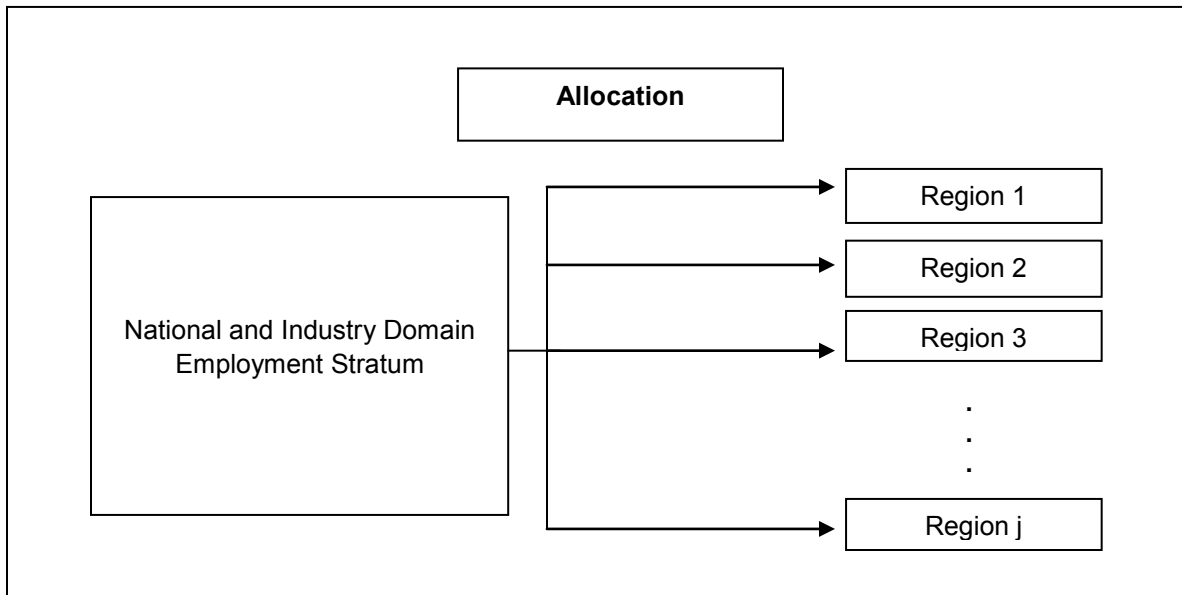
$N_{hij}$  = total number of establishments in the  $j^{th}$  region of the  $i^{th}$  employment stratum in the  $h^{th}$  industry domain

$N_{hi}$  = total number of establishments in the  $i^{th}$  employment stratum of the  $h^{th}$  industry domain

$n_{hij}$  = number of sample establishments in the  $j^{th}$  region of the  $i^{th}$  employment stratum in the  $h^{th}$  industry domain

$n_{hi}$  = number of sample establishments in the  $i^{th}$  employment stratum of the  $h^{th}$  industry domain

**FIGURE 1 Sample Allocation Diagram for TE of 20 and Over  
(Strata TE 20-49 and TE 50-99)**



## Sample Selection

For all sectors, sample establishments in the sampling strata of TE of less than 20 were selected using systematic sampling by industry domain and employment stratum. For each industry domain and employment stratum, the establishments were sorted by region, province from highest total employment to lowest total employment, business name, and Establishment Control Number (ECN).

For each of the sampling strata of TE of 20 and over, that is TE 20-49 and TE 50-99, sample establishments were selected using systematic sampling within the region. For each region in the employment stratum and industry domain, the establishments were sorted by province from highest total employment to lowest total employment, business name and ECN.

Systematic sampling was chosen so that sample employment values are spread out. Resulting from having representative samples for each TE size in the employment stratum. Likewise, this mode of sampling will somehow provide implicit stratification of TE by employment size group, thus avoiding all sample establishments with low TE values or high TE values. A special program designed by the information Resources Department was used to draw the samples.

## Estimation Procedure

### For Establishments with TE of Less Than 20

#### a. Non-certainty Stratum

The estimate of the total of a characteristic ( $\hat{X}_s$ ) for the non-certainty employment stratum TE less than 20 in the  $s^{th}$  industry domain was

$$\hat{X}_s = \sum_{j=1}^{n_s} W_{sj} x_{sj}$$

where:

$s$  denotes the non-certainty employment strata in TE of less than 20

$x_{sj}$  = value of the  $j^{th}$  establishment in the non-certainty employment stratum in TE of less than 20 in the  $s^{th}$  industry domain

$j = 1, 2, 3, \dots, n_s$  establishments

$W_{sj}$  = weight of the  $j^{th}$  establishment in the non-certainty employment stratum in TE of less than 20 in the  $s^{th}$  industry domain

$$W_{sj} = N_s / n_s$$

$N_s$  = total number of establishments in the non-certainty employment stratum in TE of less than 20 in the  $s^{th}$  industry domain

$n_s$  = number of sample establishments in the non-certainty employment stratum in TE of less than 20 in the  $s^{th}$  industry domain

b. Certainty Stratum

The estimate of the total of a characteristic ( $\hat{X}_c$ ) for the certainty employment stratum in the  $c^{th}$  industry domain was

$$\hat{X}_c = \sum_{j=1}^{m_c} x_{cj}$$

where:

$c$  denotes the certainty employment strata in TE of less than 20 in the  $c^{th}$  industry domain

$x_{cj}$  = value of the  $j^{th}$  establishment in the certainty employment strata in TE of less than 20 in the  $c^{th}$  industry domain

$j$  = 1, 2, 3, ...,  $m_c$  establishments

$m_c$  = number of establishments in the certainty employment strata in TE of less than 20 in the  $c^{th}$  industry domain

c. Total Estimate for TE of Less Than 20

For all major divisions except B and C, national level estimates of the total of a characteristic ( $X_d$ ) for the industry domain was obtained by aggregating the estimates for all employment strata (non-certainty and certainty) in the same industry domain,

$$X_d = \sum \hat{X}_s + \sum \hat{X}_c$$

where  $d$  denotes the industry domain.

For Establishments with TE of 20 and Over

a. Non-Certainty Stratum (strata of TE 20 to 49 and TE 50 to 99 for Major Divisions D, G, H, K, M and N)

The estimate of the total of a characteristic ( $\hat{X}_{sp}$ ) for the non-certainty employment strata in TE of 20 and over for selected industry domain in each region was

$$\hat{X}_{sp} = \sum_{j=1}^{n_{sp}} W_{spj} x_{spj}$$

where:

$s$  denotes the non-certainty employment strata in TE of 20 and over

$p$  = 1, 2, ..., 17 regions (geographic domains)

$x_{spj}$  = value of the  $j^{th}$  establishment in the non-certainty employment strata in TE of 20 and over for an industry domain in each region

$j$  = 1, 2, 3,  $n_{sp}$  establishments

$W_{spj}$  = weight of the  $j^{th}$  establishment in the non-certainty employment strata in TE of 20 and over for an industry domain in each region

$$W_{spj} = N_{sp} / n_{sp}$$

$N_{sp}$  = total number of establishments in the non-certainty employment strata in TE of 20 and over for an industry domain in each region

$n_{sp}$  = number of sample establishments in the non-certainty employment strata in TE of 20 and over for an industry domain in each region

#### b. Certainty Stratum

The estimate of the total of a characteristic ( $\hat{X}_{cp}$ ) for the certainty employment stratum in TE of 20 and over in an industry domain in each region was

$$\hat{X}_{cp} = \sum_{j=1}^{m_{cp}} x_{cpj}$$

where:

$c$  denotes the certainty employment strata in TE of 20 and over

$p$  = 1, 2, ..., 17 regions (geographic domains)

$x_{cpj}$  = value of the  $j^{th}$  establishment in the certainty employment strata in TE of 20 and over in an industry domain within each region

$j$  = 1, 2, 3,  $m_{cp}$  establishments

$m_{cp}$  = number of establishments in the certainty employment strata in TE of 20 and over in an industry domain within each region

#### c. Total Estimate for TE of 20 and Over

The estimate of the total of a characteristic ( $X_{dp}$ ) for the industry domain in each region (geographic domain) was obtained by aggregating the estimates for all employment strata (non-certainty and certainty) in the same industry domain,

$$X_{dp} = \sum \hat{X}_{sp} + \sum \hat{X}_{cp}$$

where  $dp$  denotes the industry domains in each region.

National level estimates of the characteristics by industry domain were obtained by aggregating separately the estimates ( $X_{dp}$ ) for the particular industry domain from all the regions.

#### Weight Adjustment Factor for Non-Response

To account for non-response in the non-certainty strata, the adjustment factor ( $n/n'$ ) was multiplied with the sampling weight ( $W$ ) of each of the sampling unit. The sampling weight, defined as  $N/n$ , was recomputed as

$$W' = \frac{N}{n} \times \frac{n}{n'} = \frac{N}{n'} \quad \text{General Formula}$$

Thus, the adjusted weight ( $W'_{sj}$ ) for employment stratum in TE 1-9 or TE 10-19 was

$$W'_{sj} = \frac{N_s}{n_s} \times \frac{n_s}{n'_s} = \frac{N_s}{n'_s}$$

where:

$N_s$  = total number of establishments in the employment stratum in TE 1-9 or TE 10-19 in the  $s^{th}$  industry domain

$n'_s$  = number of responding establishments in the employment stratum in TE 1-9 or TE 10-19 in the  $s^{th}$  industry domain

For the non-certainty employment stratum for the selected industry domain with TE 20-99, the adjusted weight ( $W'_{spj}$ ) was

$$W'_{spj} = \frac{N_{sp}}{n_{sp}} \times \frac{n_{sp}}{n'_{sp}} = \frac{N_{sp}}{n'_{sp}}$$

where:

$N_{sp}$  = total number of establishments in the non-certainty employment stratum with TE 20-99 for the selected industry domain within each geographic domain (region)

$n'_{sp}$  = number of responding establishments in the non-certainty employment stratum with TE 20-99 for the selected industry domain within each geographic domain (region)

## Questionnaire Design

### Survey Questionnaires

The 2010 ASPBI utilized five types of questionnaires, each with corresponding NSCB approval number and an expiration date of March 31, 2012. These questionnaires were designed after taking into consideration the requirements of the main users. Table 9 lists the questionnaire type, spot color and NSCB Approval number specific for the sectors.

TABLE 9 Types of Questionnaires

Questionnaire Type	Sector	Spot Color	NSCB Approval No.
ASPBI Form 1	Agriculture, Forestry and Fishing	Green	NSO-1102-01
ASPBI Form 2	Mining and Quarrying; Manufacturing; Electricity, Gas, Steam and Air-conditioning Supply; and Water Supply; Sewerage, Waste Management and Remediation Activities	Yellow	NSO-1102-02
ASPBI Form 3	Construction	Orange	NSO-1102-03
ASPBI Form 4	Wholesale and Retail Trade; Repair of Motor Vehicles and Motorcycles	Red	NSO-1102-04
ASPBI Form 5	Business and Services (for Sectors H, I, J, K, L, M, N, P, Q, R, and S)	Blue	NSO-1102-05

## Data Items

Listed in Table 10 are the data items found in the 2010 ASPBI questionnaires.

TABLE 10 List of Data Items

Item No.	Description
(Cover Page)	Name and Address of the Establishment and Its Reporting Unit
	Control Panel for Establishment Characteristics (For NSO Use Only)
1	Business and Registered Name in 2010, Company Website and Tax Identification Number (TIN)
2	Economic Activity or Business in 2010
3	Year Started Operation
4	Legal Organization in 2010
5	Economic Organization in 2010
	Name and Address of Main Office and Contact Person in Main Office
6	Capital Participation as of 31 December 2010
7	Number of Paid Employees as of 15 November 2010
8	Number of Unpaid Workers as of 15 November 2010
9	Total Employment as of 15 November 2010
10	Number of Production/Construction Workers as of 15 November 2010 (only in ASPBI Form 2 and ASPBI Form 3)
11	Total Hours Worked by Production/Construction Workers in 2010 (only in ASPBI Form 2 and ASPBI Form 3)
12	Gross Salaries and Wages Paid in 2010
13	Total Employer's Contributions to SSS/GSIS, etc. paid in 2010
14	Total Revenue in 2010
15	Subsidies Received in 2010
16	Total Cost Incurred in 2010
17	Capital Expenditures and Sale of Tangible Fixed Assets, including Losses and Damages in 2010
18	Capital Expenditures for All Tangible Fixed Assets by Mode of Acquisition in 2010
19	Capital Expenditures for Intangible Assets in 2010
20	Book Value of Tangible Fixed Assets as of 31 December 2010
21	Book Value of Intangible Assets as of 31 December 2010
22	Average Capacity Utilization Rate in 2010 (only in ASPBI Form 2)
23	Inventories in 2010
24	Branches, Divisions, Plants Owned and Controlled (for Main Office)

*Continued*

TABLE 10 --- *Concluded*

Item No.	Description
25	Remarks
	Certification
	Contact Person
	<i>Processing Information (For NSO Use Only)</i>

### Reference Period

All information collected in the 2010 ASPBI refers to calendar year 2010 except for employment data, which is as of November 15, 2010.

### SURVEY OPERATIONS

The 2010 ASPBI consisted of the following major phases of survey operation: preparatory activities; training; field operations; data processing; tabulation and data dissemination; and evaluation and documentation.

#### Preparatory Activities

NSO officials, subject-matter statisticians and selected Information and Resources Department (IRD) staff undertook the planning activities for the 2010 ASPBI with the organization of the Steering Committee, Technical Committee and Working Groups under Special Order No. 2011-7 dated January 5, 2011. Activities undertaken during this phase included the updating of the frame, questionnaire design and content, publicity campaign, clearance process, budget preparation, manual preparation, training plans, sample design and selection, preparation of edit specifications, preparation of tabulation formats and specifications, computer systems design and program development, recruitment of statistical researchers, printing of survey forms and manuals, preparation for shipment of survey materials, and other related activities.

#### Publicity

Publicity campaign was done to inform and educate the general public of the basic information and importance of the 2010 ASPBI and its rider surveys. It aimed to solicit support from government and non-government agencies, business organizations, and target respondents in the early submission of reports. Display of 2010 ASPBI streamers and posters were done in the central office and in the field offices.

## Training

Training for the field operations and processing was done in two phases, as follows: (1) Field Operations, and (2) Training for Data Processing.

### Phase I - Training for Field Operations

Training for Field Operations and Field Editing was done in three levels, as follows:

- Task Force training. The first level training was conducted on March 7 to March 9, 2011 in Tagaytay City. Field operation procedures, technical and administrative aspects of the survey were discussed extensively in this training. It was attended by Industry and Trade Statistics Department (ITSD) Statisticians and selected IRD staff who then served as trainers for the 2<sup>nd</sup> and 3<sup>rd</sup> level trainings.
- Second level training. The second level training was conducted on March 22 to 23, 2011 in all Regional Offices, except National Capital Region (NCR), with Task Force training participants as trainers. Regional Directors, Provincial Statistics Officers, OICs, Regional Statisticians and Regional Statistical Staff (with at least SG 11) responsible for establishment surveys and Provincial Statisticians or Provincial Statistical Staff (with at least SG 13) participated in this training.
- Third level training. This training was conducted in all provinces and six districts of NCR on March 28 to 29, 2011 with participants in the second level training as trainers. One ITSD staff who attended the Task Force training was assigned to assist the 3<sup>rd</sup> level trainers in selected provinces. Participants to this training were the Provincial Statistical Staff, District Statistics Officers (DSOs), Statistical Coordination Officers (SCOs), and hired Statistical Researchers (SRs). For each NCR district three (3) Task Force Training participants were assigned as trainers

### Phase II - Training for Data Processing

- Training for Manual Processing. The first training was conducted on December 9 and 10, 2011. Editing instructions and folioing were discussed thoroughly in this training. Participants were the ITSD subject-matter staff and hired statistical researcher.
- Training for Machine Processing. Data encoding, verification of error listing, completeness and summary file report were discussed thoroughly in this training. Participants to this training were ITSD subject matter staff and selected ITSRD staff.

A Workshop on Edit, Table and Format Specifications was carried out on March 17 to 19, 2012 in Antipolo City, Rizal. This was participated in by subject-matter specialists and IRD staff who were responsible in preparing standard tabulation formats, and consistency and edit specifications for the five types of questionnaires.

## Field Operations

### Distribution of Questionnaires

Distribution of questionnaires for the 2010 ASPBI, including that of the rider survey, was done by SCOs, Provincial Staff, and hired SRs through personal delivery of the questionnaires to the sample establishments. E-questionnaires (excel format) were also sent to sample establishments with e-mail accounts. This activity was done from April 1-30, 2011.



### Collection of Questionnaires

Collection of accomplished questionnaires commenced 10 days after the distribution. The collection phase was programmed from third week of April to second week of June 2011. For regions with large workload such as NCR and Region IV-A, timetable for collection was until February 2012. Actual collection of accomplished questionnaires was extended up to April 2012 to allow more time for collection of establishments that were considered as industry leaders.

### Supervision

The Regional Directors, Provincial Statistics Officers, and Regional and Provincial Statisticians conducted close supervision of collection and editing of questionnaires to ensure the quality of data and completeness of survey returns.

### Receipt and Control

A Monitoring and Tracking System (MTS) was developed by IRD and adopted by field offices to keep track the distribution, collection, and transmittal of questionnaires and MTS data files. At the same time, a control list of sample establishments was made available where information on the status of the questionnaire was recorded. The MTS facilitated preparation and early submission of progress reports to ITSD since field offices can submit them electronically.

A central office version of the MTS was utilized by ITSD to monitor the distribution, collection and submission of questionnaires and MTS data files from the provincial offices to the Central Office. Consolidated progress reports and status reports were prepared regularly to inform the management and field offices on the progress of the survey operations.

### **Data Processing**

Processing or editing of accomplished questionnaires was done to check for the completeness, validity, consistency, and reasonableness of data. It consisted of two stages: manual editing and machine processing.

### Manual Processing

Manual processing of questionnaires was done in three levels, as follows:

- Field editing of data was done by the field staff, hired SRs and Provincial Staff upon collection of the accomplished questionnaire from the sample establishment. The objective is to check for completeness and consistency of entries in the questionnaire, following the instructions provided in the Field Operations and Processing Manual. Any missing data was corrected at this stage as this can be immediately verified from the respondent.
- Verification of data was done by Provincial Staff upon receipt of the accomplished questionnaires from the field staff and hired SRs to check for the completeness as well as for the consistencies and validity of entries. In some instances, the staff contacted

directly the establishments through phone call or sent email inquiries to verify some inconsistent or missing data.

- Review of accomplished questionnaires to check the consistency and reasonableness of entries and processing of consolidated reports were done by the ITSD subject-matter staff. Consolidated reports of enterprises were disaggregated at the firm level using ratios and proportions of the individual firms to enterprise. Moreover, the review process validated the status of establishments that were non-responding and reported closed, cannot be located, transferred, and out of scope. Telephone inquiry was extensively utilized to verify information from the establishment's contact person. The internet was also used to obtain information on the contact address and to research for information on the status of the establishment.

### Machine processing

Machine processing consisted of data entry, validation of data, encoding of updates, generation and verification of completeness of questionnaires report, summary file report and statistical tables.

A microcomputer-based machine processing and tabulation system for the 2010 ASPBI was developed by the staff of the IRD using MySQL software. The 2010 ASPBI computer system has four modules designed for processing the survey data. These modules are the data entry, validation, export, and tabulation.

Data entry and all other machine processing activities were done by the subject-matter staff.

### Imputation Procedure

Data of non-responding establishments were imputed manually and electronically based on the established imputation methods. Sources of information were from previous reports of the same establishment or from report of other responding establishment with similar characteristics, financial statements filed at Securities and Exchange Commission, and other establishment-based surveys.

Sample establishments that were either out of scope, duplicate or closed belonging in the certainty stratum were not imputed.

### **Tabulation**

Tabulation included generation and evaluation of preliminary and final statistical tables. The statistical tables were evaluated for internal and external consistency of data.

The statistical tables were presented at the national level for all employment sizes and for establishments with TE of less than 20. For establishments with TE of 20 and over, the statistical tables were presented at the national and regional levels for all major divisions except for major division B which is at the national level only. The statistical tables were further disaggregated by industry sub-class (5-digit) and in some cases by industry group (3-digit).

## Statistical Disclosure Control

Section 4 of Commonwealth Act No. 591 requires that the data of individual business firms be kept confidential. To avoid disclosure of information of individual establishment, statistical tables do not provide information for any industry group or sub-class wherein the number of establishments is less than three. Figures relating to such industries were either suppressed or combined with those of other related industries in accordance with the guidelines on statistical disclosure control of data for establishments' survey.

## **Dissemination**

Survey results were disseminated in the form of Special Releases posted on the NSO website, data dissemination seminars, and publication reports.

National data dissemination seminar was conducted on October 4, 2012 at Intercontinental Manila in Makati City to inform the stakeholders on the preliminary results of the survey. This was attended by selected respondents of the survey, representatives from different government agencies, and media organizations.

Regional data disseminations were also conducted from November to February 2013 by NSO Regional Field Offices. Attendees were representatives from both government and non-government organizations and some respondents of the survey who were considered industry leaders in their respective regions. Table 11 shows the list and schedule of the regional data dissemination seminars.

TABLE 11 Schedule of 2010 ASPBI/SICT Regional Data Dissemination Fora

Region	Date	Time	Venue	CO Resource Person
NCR	6-Feb-13	8:30 AM – 12 NN	Century Park Hotel, Malate, Manila	Ms. Estela T. de Guzman, Director, ITSD
CAR	14-Dec-12	8:00 AM – 12 NN	Solibao Restaurant, Heritage Mansion, Baguio City	Ms. Soraya De Guzman, Statistician IV
I - Ilocos Region	21-Nov-12	9:00 AM – 2:00 PM	Sea & Sky Hotel, San Fernando City, La Union	Ms. Josephine S. Albino, Statistician IV
II - Cagayan Valley	21-Nov-12	8:00 AM – 12 NN	Pulsar Hotel, Tuguegarao City	Ms. Blanca Nina A. Yabut, Statistician II
III - Central Luzon	14-Dec-12	8:00 AM – 12 NN	Epatha Social Action Center of Pampanga (SACOP), City of San Fernando, Pampanga	Ms. Mari-belle Dy, Statistician III
IVA - CALABARZON	6-Dec-12	8:30 AM – 12 NN	Montevista Hot spring and Conference Center, Calamba City	Ms. Juanita B. Soriano, Statistician IV
IVB - MIMAROPA	21-Nov-12	1:30 PM – 5:00 PM	Ferraren Hills Resort, Calapan City	Mr. Apolinar F. Oblea, Statistician IV
V - Bicol Region	21-Nov-12	8:30 AM – 3:00 PM	Hotel St. Ellis, Legaspi City	Mr. Glen G. Polo, Statistician II
VI - Western Visayas	12-Dec-12	8:30 AM – 2:00 PM	Iloilo Grand Tower, Iloilo City	Ms. Paula Monina G. Collado Deputy Administrator
VII - Central Visayas	21-Nov-12	9:00 AM – 12 NN	Golden Peak Tower, Cebu City	Mr. Emerson M. Aquino, Statistician III

Region	Date	Time	Venue	CO Resource Person
VIII - Eastern Visayas	21-Nov-12	1:30 PM – 5:00 PM	Alejandro Hotel, Tacloban City	Ms. Ma. Julieta P. Soliven, Statistician IV
IX – Zamboanga Peninsula	21-Nov-12	1:30 PM – 5:00 PM	Garden Orchid Hotel, Zamboanga City	Mr. Jonyper C. Molejon, Statistician II
X - Northern Mindanao	19-Nov-12	1:00 PM – 5:00 PM	Chali Beach Resort, Cagayan De Oro City	Ms. Cherilyn C. Cosico, Statistician II
XI - Davao Region	21-Nov-12	8:00 AM – 12 NN	Grand Regal Hotel, Davao City	Ms. Soraya De Guzman, Statistician IV
XII - SOCCSKSARGEN	17-Dec-12	8:30 AM – 12 NN	Fred Ann's Foodhaus, Koronadal City	Ms. Jean C. Floirendo, Statistician III
XIII - Caraga	18-Dec-12	9:00 AM – 2:30 PM	Almont Hotel's Inland Resort, Butuan City	Ms. Carole A. Blanco, Statistician III
ARMM	21-Nov-12	2:00 PM – 5:00 PM	Estosan Garden Hotel, Cotabato City	Ms. Nenita P. Rebarter, Statistician III

Special Releases for the 18 sections and economy-wide final results were made available to the general public at the NSO website prior to the availability of the publications. Final survey results were printed in 20 volumes as shown in Table 12. About 250 copies shall be printed for each volume of all sections except for Manufacturing and Wholesale and Retail Trade with 400 copies.

TABLE 12 Publication Volumes by Section

Volume Number	Section
I	Agriculture, Forestry and Fishing
II	Mining and Quarrying
III-A	Manufacturing (All Employment Sizes and TE of Less Than 20)
III-B	Manufacturing (TE of 20 and Over)
IV	Electricity, Gas, Steam and Air Conditioning Supply
V	Water Supply; Sewerage, Waste Management and Remediation Activities
VI	Construction
VII	Wholesale and Retail Trade; Repair of Motor Vehicles and Motorcycles
VIII	Transportation and Storage
IX	Accommodation and Food Service Activities
X	Information and Communication
XI	Financial and Insurance Activities
XII	Real Estate Activities
XIII	Professional, Scientific and Technical Activities

Volume Number	Section
XIV	Administrative and Support Service Activities
XV	Education
XVI	Human Health and Social Work Activities
XVII	Arts, Entertainment and Recreation
XVIII	Other Service Activities
XIX	Economy-Wide Results

## Response Rate

The overall response rate at the national level was 95.14 percent. For establishments with total employment of less than 20, the response rate was 95.17 percent while that for establishments with total employment of 20 and over, 95.12 percent.

Response rate included receipts of “good” questionnaires, partially accomplished questionnaires, consolidated reports, reports of closed, cannot be located, moved out or transferred, out of scope, refusals, duplicates and referrals. Table 13 shows the response rate by industry section and by employment size.

TABLE 13 Response Rates by Section and by Employment Size

Section	Description	Response Rate		
		Total	Less than 20	20 and over
<b>Philippines</b>		95.1	95.2	95.1
A	Agriculture, Forestry and Hunting	97.4	95.5	98.1
B	Mining and Quarrying	93.2	93.7	92.8
C	Manufacturing	95.4	96.1	95.1
D	Electricity, Gas, Steam and Air Conditioning Supply	95.1	90.0	95.8
E	Water Supply, Sewerage, Waste Management and Remediation Activities	98.7	100.0	98.2
F	Construction	95.7	96.8	95.4
G	Wholesale and Retail Trade; Repair of Motor Vehicles and Motorcycles	94.1	93.4	94.5
H	Transportation and Storage	94.5	96.3	93.5
I	Accommodation and Food Service Activities	94.3	94.8	93.9
J	Information and Communication	96.4	96.9	95.4

Section	Description	Response Rate		
		Total	Less than 20	20 and over
K	Financial and Insurance Activities	91.6	91.1	92.4
L	Real Estate Activities	93.0	93.2	92.7
M	Professional, Scientific and Technical Activities	96.0	95.8	96.5
N	Administrative and Support Service Activities	94.5	95.6	93.8
P	Education	98.6	98.1	99.0
Q	Human Health and Social Work Activities	97.1	96.6	97.6
R	Arts, Entertainment and Recreation	97.4	97.8	96.8
S	Other Service Activities	95.9	96.0	95.4

## Concepts and Definitions

**Book value** is the initial value or acquisition cost of tangible fixed assets less accumulated depreciation.

**Capital participation** refers to the claims of individuals against capital/equity by foreign and/or local investors.

**Capital expenditures** refer to the cost of acquisition of tangible fixed assets, intangible assets, and non-produced assets acquired in 2010 whether or not full payments have been made. Assets received from other establishments belonging to the same enterprise are valued as though purchased.

**Cost** refers to all expenses incurred during the year whether paid or payable. Valuation is at purchaser prices including taxes and other charges, net of rebates, returns and allowances. Goods and services received by the establishment from other establishments of the same enterprise are valued as though purchased.

**Depreciation** is the total amount set aside for the year to cover the decreases in value of tangible fixed assets owned by the establishment because of foreseen obsolescence, wear and tear as a result of operation and normal amount of accidental damage.

**Economic activity** is the establishment's source of income. If the establishment is engaged in several activities, its main economic activity is that which earns the biggest income or revenue.

**Gross addition to tangible fixed assets** is equal to capital expenditures less sale of fixed assets, including land.

**Inventories** refer to the stock of goods owned by and under the control of the establishment as of a fixed date, regardless of where the stocks are located. Valuation should be at current replacement cost in purchaser (market) prices. Replacement cost is the cost of an item in terms of its present price rather than its original cost.

**Change in inventories** is equivalent to the value of inventories at the end of the year less the value of inventories at the beginning of the year.

**Losses and damages** refer to the decrease in the book value of tangible fixed assets due to theft, major catastrophe, and other accidental destructions.

**Major alterations and improvements** are done to increase the performance or capacity of existing tangible fixed assets or to significantly extend their previous expected service lives.

**New tangible fixed assets** refer to brand new fixed assets acquired during the year, including directly or newly imported tangible fixed assets.

**Revenue** includes cash received and receivables for goods/products and by-products sold and services rendered. Valuation is at producer prices (ex-establishment), net of discounts, and allowances, including duties and taxes but excluding subsidies.

**Salaries and wages** are payments in cash or in kind to all employees, prior to deductions for employee's contributions to SSS/GSIS, withholding tax, etc. Included are total basic pay, overtime pay, and other benefits.

*Other benefits* include vacation, sick and maternity leave pay, bonuses, cost of living allowances, food, uniforms, housing, commissions paid for salaried employees, commutable transportation and representation allowances, and share of catch/harvest given to employees as salaries and wages. Excluded are costs of working clothes, reimbursable transportation and representation allowances, and separation, retirement, terminal pay, gratuities, etc.

*Overtime pay* is payment given for extra hours worked.

**Sale of tangible fixed assets** refer to the actual amount received/realized (**not** book value) from the sale of tangible fixed assets during the year including the value of tangible fixed assets transferred to other establishments of the same enterprise.

**Social contributions** refer to payments made by the employer on behalf of the employees. Examples are SSS, GSIS, Employees Compensation Commission (ECC), Phil health and PAG-IBIG.

**Subsidies** refer to special grants received from the government in the form of financial assistance or tax exemption or tax privilege given by the government to aid and develop an industry.

**Tangible fixed assets** are physical assets expected to have productive lives of more than one year and intended for use and/or being used by the establishment. Included are land, buildings, other structures and land improvements, transport equipments, machinery and other equipments, furniture, fixtures, and other fixed assets.

**Tangible fixed assets produced on own account** refer to the physical assets produced by the establishment for its own use. It is valued as the cost of all work put in place, including overhead.

**Taxes on products and production** refer to all taxes, other than income tax, incidental to the production or sale of goods and services that are chargeable as expenses including business license, BIR stamps, real estate tax and other local taxes.

**Total employment** is the number of persons who worked in for the establishment as of November 15, 2010.

*Paid employees* are all persons working in the establishment and receiving pay, as well as those working away from the establishment paid by and under the control of the establishment. Included are all employees on sick leave, paid vacation or holiday. Excluded are consultants, home workers, receiving pure commissions only, and workers on indefinite leave.

*Unpaid workers* are persons working for at least one third of the working time normal to the establishment and do not receive regular pay.

*Working owners* are owners who are actively engaged in the management but do not receive regular pay, i.e. not included in the payrolls. Managers and directors of corporations working for pay are reported as managers.

**Used tangible fixed assets** refer to those that have been used previously within the country.

**Value added** is gross output *less* intermediate cost. Gross output for accommodation and food service activities is the sum of the total revenue (less interest income, rent income from land, dividend income, royalty income and franchise income), capital expenditures of fixed assets produced on own account and change in inventories. Intermediate input is equal to the sum of the following cost items: materials and supplies purchased; fuels, lubricants, oils and greases purchased; electricity and water purchased; cost of industrial services done by others; cost of non-industrial services done by others; goods purchased for resale; research and experimental development expense; environmental protection expense; royalty fee; and franchise fee and other cost.

## Kinds of Establishments

<i>Agriculture Establishment</i>	Farms, plantation, hacienda, ranch, or company engaged in the production of agricultural crops, livestock, poultry and other animals including animal products; firm providing agricultural, animal husbandry and horticultural services.
<i>Forestry Establishment</i>	Company engaged in logging operations; planting, replanting and conservation of forest; hunting, trapping and game propagation.
<i>Fishing Establishment</i>	Firm or company engaged in ocean, coastal and inland fishing; operation of fish farms, fishponds, fish pen; pearl farms and other fishing activities.
<i>Mining Establishment</i>	Mining camp engaged in the exploration, extraction, dressing and beneficiating of minerals such as coal and ores, crude petroleum and natural gas.
<i>Quarrying Establishments</i>	Firm or company engaged in the extraction from the earth of building and monumental stone, clay, sand and gravel; guano gathering and salt evaporation.
<i>Manufacturing Establishment</i>	Shop, factory, bakery, millwork, distillery, refinery, cannery, abattoir, brewery, foundry, tannery or plant engaged in manufacturing processing, fabricating of finishing products, mechanically or manually, including the assembly of the component parts of manufactured products and the substantial alteration, reconstruction and repair of special types of goods.
<i>Electricity Establishment</i>	Plant engaged in the generation, transmission, and/or distribution of electric energy for sale to users, or one, which produces electricity for its parent enterprise.



<i>Water Supply Establishment</i>	Water system/waterworks engaged in the collection, purification and distribution of water to users.
<i>Construction Establishment</i>	General contractor engaged in the construction, repair or demolition of buildings, highways, airports and other structures; land leveling; earth moving and land reclamation; specialty contractor engaged in specialized trade or craft like electrical installation, plumbing, painting, air conditioning, well drilling, installation of doors and windows and other work on component parts of the structure.
<i>Wholesale Trade and Commission Trade Establishment</i>	Store, shop, office, bazaar, arcade or emporium engaged in the (a) resale (sale without transformation) of new and used goods (in bulk) to retailers, industrial/commercial/institutional/ professional users, or to other wholesalers and (b) trading on behalf and on the account of others.
<i>Retail Trade Establishment</i>	Department store, hypermart, convenience store, variety store, shop, mart, bazaar, sari-sari store, pharmacy, supermarket, grocery, arcade or emporium engaged in the resale (sale without transformation) of new and used goods to the general public.
<i>Repair Service Establishment</i>	Shop specializing in the repair of consumer goods like footwear, luggage, handbags and gloves and other leather goods; electrical appliances, and equipment as television and radio receivers, refrigerators, washing machines, ironers, vacuum cleaners, toasters, motor vehicles including motorcycles; watch, clock and jewelry; bicycles; typewriters, cameras, binoculars, musical instruments, umbrellas, etc.
<i>Food and Drinks Service Establishment</i>	Restaurant, bar, lounge, salon, parlor, kiosk, club, counter, café, canteen engaged in the sale of prepared food and drinks generally for consumption within the premises.
<i>Lodging and Rooming Service Establishment</i>	Hotel, motel, resort, inn, lodge, camp, dormitory or lodging house engaged in the provision of lodging facilities, to the general public on lease, rental or fee basis.
<i>Transport Establishment</i>	Bus line, air line, shipping line, agency, broker or transport operator engaged in providing (a) vehicles for the transport to passenger or freight through regular scheduled operation, charter, rental or fee basis, and (b) services incidental to transport such as maintenance and operation of piers, terminals, depots; pilotage, forwarding packing and crating.
<i>Storage and Warehousing Establishment</i>	Brokerage, agency or office engaged in the operation of storage facilities and warehouse for hire by the general public for storage of such items as farm products, food, furniture, and other household goods, textiles and lumber.
<i>Telecommunication Establishment</i>	Station, office or agency engaged in the transmission of sound, images, data or other information via cables, broadcasting, relay, or satellite.
<i>Financial Establishment</i>	Bank, savings and loan association, credit institution, pawnshop, financial institution, trust company, investment company, pawn broker, or institution engaged in accepting of deposits, granting loans and the investment of money; dealer, broker or office engaged in investment research and counseling, check cashing, stock quotation, foreign exchange dealing and other financial services.

<i>Insurance, Pre-Need Plan Companies and Pension Funding Establishment</i>	Life insurance companies; non-life insurance for fire, marine, accident, health, title, financial obligation, casualty, fidelity and surety; agents and brokers servicing insurance carriers, consultant for policyholders; fund managers.
<i>Real Estate Establishment</i>	Realtor, developer, agency, broker, lessor or companies engaged in the operating, developing, subdividing, buying and selling of real estate including cemetery lots and columbary.
<i>Business Service Establishment</i>	Office, agency or firm engaged in (a) rental and leasing of machinery and equipment, audio-video machines, tapes and records, sports and recreational equipment; (b) computer-related activities; (c) legal, accounting, bookkeeping, research and development, advertising and other technical services; (d) cleaning of offices, shops, and factories; (e) photographic activities; (f) basic and general research in the biological, physical and social sciences; (g) transcription activities (medical, legal); and (h) call centers.
<i>Sanitary Establishment</i>	Company engaged in the collection and disposal of garbage, sewage and human waste.
<i>Social Service Establishment</i>	School, college, university or seminary offering educational services; a clinic, hospital, sanitarium, nursing home or a similar institution offering medical, dental and other health and veterinary services; a home orphanage, society, center or agency engaged in providing social welfare services.
<i>Recreational and Cultural Service Establishment</i>	Motion picture producer, booking agency, movie house, theater, radio and television station and studio, stage and opera company, band, orchestra, ticket agency, library, museum, dance hall, bowling alley, park, beach, swimming pool, sports club, gallery, skating rink race track or golf course engaged in providing entertainment, amusement and recreational services.
<i>Personal Service Establishment</i>	A laundry shop, barber shop, massage clinic, beauty parlor, funeral parlor, fortune telling shop and such engaged in rendering various specialized service to the general public.

## **Symbols and Abbreviations Used in Statistical Tables**

s	suppressed data to avoid disclosure of individual establishment's data
}	combined data of two or more industries or regions
-	zero
n.e.c	not elsewhere classified

## EXPLANATORY TEXT

### INTRODUCTION

The Annual Survey of Philippine Business and Industry (ASPBI) is one of the designated statistical activities of the National Statistics Office (NSO). It is a nationwide undertaking designed to collect and generate information on the levels, structure, and trends of economic activities in the entire country. The 2010 ASPBI was conducted in 2011 with 2010 as reference year.

The 2009 Philippine Standard Industrial Classification (PSIC) was adopted for the first time in this survey round. This is the latest version of the industry classification in the country released by the NSCB after the 1994 PSIC was amended in 2002. It conforms with the International Standard Industrial Classification (ISIC) Revision 4 prescribed by the United Nations, but with modifications to suit national situation and requirement. The PSIC is a statistical classification of all economic activities, designed as a guide and a comprehensive framework for securing uniformity and comparability of both the government and private sectors. With the adoption of the 2009 PSIC, the ASPBI now covered 18 out of the 21 sectors of the Philippine economy, as compared to 14 out of 17 in the 1994 PSIC.

Presented in Table 1 are the series of each sector included in the annual surveys of establishments.

TABLE 1 Survey Series by Sector

Sector	N <sup>th</sup> Series	Sector	N <sup>th</sup> Series
Agriculture, Forestry and Fishing <sup>1/</sup>	17 <sup>th</sup>	Information and Communication <sup>2/</sup>	28 <sup>th</sup>
Mining and Quarrying	27 <sup>th</sup>	Financial and Insurance Activities	28 <sup>th</sup>
Manufacturing	41 <sup>st</sup>	Real Estate Activities <sup>3/</sup>	28 <sup>th</sup>
Electricity, Gas, Steam and Air Conditioning Supply	27 <sup>th</sup>	Professional, Scientific and Technical Services <sup>3/</sup>	28 <sup>th</sup>
Water Supply, Sewerage, Waste Management and Remediation Activities <sup>2/</sup>	1 <sup>st</sup>	Administrative and Support Service Activities <sup>3/</sup>	28 <sup>th</sup>
Construction	27 <sup>th</sup>	Education	28 <sup>th</sup>
Wholesale and Retail Trade, Repair of Motor Vehicles and Motorcycles	32 <sup>nd</sup>	Human Health and Social Work Activities	28 <sup>th</sup>

*Continued*

**TABLE 1 – Concluded**

Sector	N <sup>th</sup> Series	Sector	N <sup>th</sup> Series
Transportation and Storage	27 <sup>th</sup>	Arts, Entertainment and Recreation <sup>4/</sup>	28 <sup>th</sup>
Accommodation and Food Service Activities <sup>5/</sup>	28 <sup>th</sup>	Other Service Activities <sup>4/</sup>	28 <sup>th</sup>

**Notes:**<sup>1/</sup> Fishing was combined in this sector<sup>2/</sup> Newly created sectors<sup>3/</sup> Activities separated from 1994 PSIC, Major Division K (Real Estate, renting and business activities)<sup>4/</sup> Activities separated from 1994 PSIC, Major Division O (Other Community, Social and Personal Service Activities)<sup>5/</sup> Formerly Hotels and Restaurants in the 1994 PSIC**Uses of Survey Data**

Data collected from the 2010 ASPBI constitute bases upon which the government and the private sector can formulate policies and evolve economic development plans.

Specifically, the survey results are used in:

- constructing national and regional income accounts of the Philippine economy
- formulating development strategies and monitoring plans/policies in the attainment of national and regional goals
- determining and comparing regional economic structure and performance
- valuating conditions of the economy, employment and income perspective in order to make more informed decisions
- evaluating business options, assessing opportunities for new investments and estimating market shares of industries
- providing updates for the frame of establishments.

## ASPBI Slogan and Logo

*Providing Statistics for a Globally Competitive Economy* is the slogan of the census/survey of establishments since the 2000 Census of Philippine Business and Industry. Along with the slogan is the logo shown below.



The logo, which is a stylistic representation of the Filipino flag, capsulizes the objectives of the 2010 ASPBI.

The golden sun represents the vision of hope which reaches out like the sun's rays for the improvement of the quality of life of all Filipinos; the red chart, the desired trend of the country's economic progress; the white building, the businesses and industries that propel the growth of the economy; while the blue background symbolizes the cooperation between and among the data providers, data producers and data users.

## LEGAL AUTHORITY

The conduct of the 2010 ASPBI was undertaken by authority of the following legislative acts and presidential directives:

- Commonwealth Act No. 591 An Act to Create the Bureau of the Census and Statistics to consolidate statistical activities of the government therein which was approved on August 19, 1940. This empowers the Bureau, among other things, to prepare for and undertake all censuses of population, agriculture, industry and commerce.

### Penalty Clause

Section 3 of the Commonwealth Act No. 591 states that:

"... Any person who fails or refuses to accomplish, mail or deliver such questionnaire or form received by him to the Bureau of the Census and Statistics...or any person who in accomplishing any such questionnaire or form, knowingly gives data or information which shall prove to be materially untrue in any particular, or any person who signs such questionnaire or form after it has been accomplished in the knowledge that it is untrue in any particular shall upon conviction, be punished ..."

### Confidentiality of Information

Section 4 of the Commonwealth Act No. 591 states that:

"Data furnished the Bureau of the Census and Statistics by an individual, corporation, partnership, institution or business enterprise shall not be used as evidence in any court or in any public office either as evidence for or against the individual, corporation, association, partnership, institution or business enterprise from whom such data emanates; nor shall such data or information be divulged to any person except authorized employees of the Bureau of the Census and Statistics, acting in the performance of their duties; nor shall data be published except in the form of summaries or statistical tables in which no reference to an individual, corporation, association, partnership, institution, or

business enterprise shall appear. Any person violating the provisions of this section shall, upon conviction, be punished by a fine of not more than six hundred pesos or by imprisonment for not more than six months, or by both.”

- Presidential Decree No. 418 dated March 20, 1974 reconstituted the Bureau of the Census and Statistics as a new agency to be known as the National Census and Statistics Office (NCSO), under the administrative supervision of the National Economic Development Authority (NEDA).
- Executive Order No. 121 Reorganization Act of the Philippine Statistical System, dated August 4, 1987 renamed the National Census and Statistics Office (NCSO) to National Statistics Office which shall be the major statistical agency responsible for generating general purpose statistics and undertaking such censuses and surveys.
- Executive Order 352 Designation of Statistical Activities that will generate critical data for decision-making by the Government and the Private Sector, dated July 1, 1996.
- Executive Order 5 **Strengthening** the National Statistics Office, dated July 29, 1998.

## SCOPE AND COVERAGE

The 2010 ASPBI is a nationwide undertaking confined to the formal sector of the economy and as such excludes the informal sector. The following comprise the formal sector:

1. Corporations and partnerships
2. Cooperatives and foundations
3. Single proprietorship with employment of 10 or more
4. Single proprietorship with branches

Starting with the 2006 Census of Philippine Business and Industry and thereafter, all establishment censuses and surveys conducted by NSO cover only the formal sector. The decision to include only the formal sector was based on the contribution of this group to the value added of the major sectors. In particular, the 2003 and 2005 ASPBI results showed that the contribution of the formal sector was at least 50 percent of value added. In 11 of the 14 sectors, value added of the formal sector ranged from 80 to 100 percent of the total.

Another consideration was the quality of the survey frame. The survey frame was extracted from the List of Establishments (LE). The series of updating operations since 1999 focused more on the updating of the formal sector. Budgetary constraint was the reason why coverage was limited to these economic units.

The absence of a clear delineation between household operated activities and businesses was one of the problems encountered in the creation of the frame. Limiting the coverage of the survey to the formal sector clearly defines the units in the survey frame.

Thus, the 2010 ASPBI covered only the following economic units:

- All establishments with total employment (TE) of 10 and over, and

- All establishments with TE of less than 10, except those establishments with Legal Organization = 1 (single proprietorship) and Economic Organization = 1 (single establishment), that are engaged in economic activities classified according to the 2009 Philippine Standard Industrial Classification (PSIC).

Listed below are the economic activities within the scope of the 2010 ASPBI.

TABLE 2 Scope of the 2010 ASPBI

Industry Code	Economic Activity	Industry Code	Economic Activity
A	Agriculture, Forestry and Fishing	J	Information and Communication
B	Mining and Quarrying	K	Financial and Insurance Activities
C	Manufacturing	L	Real Estate Activities
D	Electricity, Gas, Steam, and Air Conditioning Supply	M	Professional, Scientific and Technical Activities
E	Water Supply; Sewerage, Waste Management and Remediation Activities	N	Administrative and Support Service Activities
F	Construction	P	Education
G	Wholesale and Retail Trade; Repair of Motor Vehicles and Motorcycles	Q	Human Health and Social Work Activities
H	Transportation and Storage	R	Arts, Entertainment, and Recreation
I	Accommodation and Food Service Activities	S	Other Service Activities

## UNIT OF ENUMERATION

The unit of enumeration in the 2010 ASPBI was the establishment. An establishment is defined in the United Nations International Recommendations on Industrial Statistics as:

*“an economic unit under a single ownership or control, i.e., under a single legal entity, engaged in one or predominantly one kind of economic activity at a single fixed location.”*

In actual practice, however, there were difficulties in applying the ideal definition so the establishment is defined in operational terms to take into account the organization and record keeping practices of certain sectors by making the single location and activity criteria more flexible. Thus, the operational definition of an establishment is as follows:

*“the unit that is engaged in the production of the most homogenous group of goods and services, usually at one location, but sometimes over a wider area, for which separate records are available that can provide data concerning the production of these goods and services and the materials, labor and physical resources used in the production.”*

The above definition is applicable to the following: Construction; Transportation and Storage; Telecommunications activities; Other monetary intermediation; Activities of holding companies; Investment company operation; Investment house operation; Securities dealership, own account; Credit card activities; Venture capital corporation operation; Life insurance; Non-life insurance; Reinsurance for Life and Non-life insurance; Pension funding; Activities auxiliary to insurance and pension funding; Fund management activities; Real estate buying, selling, renting, leasing and operating of self-owned/ leased apartment building, non-residential and dwellings; Real estate buying, developing, subdividing and selling; Cemetery and columbarium development , selling, renting, leasing and operation of self-owned cemetery/columbarium (including burial crypt); Investigation and security activities; Travel agency and tour operators; Other reservation service and related activities; Electric cooperatives; and Water district cooperatives. It is then necessary to use the *kind-of-activity unit* for these sectors. A kind-of-activity unit differs from the establishment as there is no restriction with respect to the geographical areas in which a given kind of activity is carried on by a single legal entity.

## **SURVEY DESIGN**

### **Classification of Establishments**

An establishment is categorized by its economic organization, legal organization, industrial classification, employment size, and geographic location.

Economic Organization (EO). This relates to the organizational structure or role of the establishment in the organization. The following are the types of EO:

- *Single establishment* (EO=1) is an establishment which has neither branch nor main office.
- *Branch only* (EO=2) is an establishment which has a separate main office located elsewhere.
- *Establishment and main office* (EO=3), both located in the same address and with branch/es elsewhere.
- *Main office only* (EO=4) is the unit which controls, supervises and directs one or more establishments of an enterprise.
- *Ancillary unit other than Main Office* (EO=5) is the unit that operates primarily or exclusively for a related establishment or group of related establishments or its parent establishment and provides goods or services that support but do not become part of the output of those establishments.



Legal Organization (LO). This provides the legal basis for ownership of the establishment. The following are the types of LO:

- *Single Proprietorship* (LO=1) is a business establishment organized, owned and managed by one person, who alone assumes the risk of the business enterprise.
- *Partnership* (LO=2) is an association of two or more individuals for the conduct of a business enterprise based upon an agreement or contract between or among them to contribute money, property or industry into a common fund with the intention of dividing profits among themselves.
- *Government Corporation* (LO=3) is a corporation organized for private aim, benefit or purpose with the government as the majority stockholder, regardless of whether they are stock or non-stock corporations.
- *Stock Corporation* (LO=4) is an ordinary business corporation organized by private persons, created and operated for the purpose of making a profit which may be distributed in the form of dividends to stockholders on the basis of their invested capital.
- *Non-Stock Corporation* (LO=5) is a business corporation who does not issue stock to its members and are created not to profit but for the public good and welfare. Of this character are most of the religious, social, literary, scientific, civic and political organizations and societies.
- *Cooperative* (LO=6) is an organization composed primarily of small producers and/or consumers who voluntarily join together to form a business enterprise, which they themselves own, control and patronize.
- *Others* (LO=7) are organizations not classified in any of the above classification like private associations, foundations, non-government organizations, etc.

Industrial Classification. The industrial classification of an economic unit was determined by the activity from which it derives its major income or revenue. The 2009 PSIC was utilized to classify economic units according to their economic activities. It was approved for adoption by government agencies and instrumentalities through NSCB Resolution No.2 Series 2010 signed on February 10, 2010. It was used for the first time for the ASPBI. The 2009 PSIC is aligned with the International Standard Industrial Classification of all Economic Activities (ISIC) Revision 4, as officially released by the United Nations Statistics Division on August 11, 2008 for adoption by countries in their revised national classifications by 2010. The 2009 PSIC took into account the significant changes on the relative importance of various economic activities in the country that have taken place since 2002. It is linked with the ASEAN Common Industrial Classification (ACIC) as approved by the AHSOM (ASEAN Heads of Statistical Offices) in November 2006.

The 2009 PSIC consists of alpha character and five numeric digits. The alpha character, which represents the sector or section, is denoted by the characters A to U. The first two numeric digits represent the division; the first three numeric digits, the group; the first four digits, the class; and the five digits, the sub-class.

Establishment Size. The size of an establishment was determined by its total employment. The following were the employment size classifications used in the survey:

TABLE 3 Employment Size and Code

TE Code	Total Employment	TE Code	Total Employment
0	1 – 4	5	100 – 199
1	5 – 9	6	200 – 499
2	10 – 19	7	500 – 999
3	20 – 49	8	1000 – 1999
4	50 – 99	9	2000 and over

Geographic Classification. Establishments were also classified by geographic area using the Philippine Standard Geographic Classification (PSGC). The PSGC is a systematic classification and coding of geographic areas in the country. It contains the latest updates on the official number of regions, provinces, cities, municipalities, and barangays in the Philippines.

For the 2010 ASPBI, the PSGC as of December 31, 2010 was adopted. It consists of the 17 administrative regions as approved under Executive Order No. 36 dated 19 September 2001 (*Providing for the Reorganization of the Administrative Regions in Mindanao....*) and Executive Order No. 103 dated 17 May 2002 (*Dividing Region IV into Region IV-A and Region IV-B, transferring the province of Aurora to Region III*).

### Frame of Establishments

The frame for the 2010 ASPBI was extracted from the 2010 List of Establishments (LE). This frame was used to draw the sample establishments for the survey.

The 2010 LE was the combined result of the following:

- Mail inquiries of “no matched” establishments from Top 15,000 Corporations, 2009 edition
- PEZA list as of February 28, 2010
- Clark Subic Marketing Directory
- Board of Investments list of registered projects from 2000-2009
- SEC partial list of partnerships from 2003-2008
- NSO's 2009 Traders list of importers and exporters
- Jollibee Group of Companies
- Various websites

The 2009 ASPBI, 2009 Survey of Information and Communication Technology (SICT), 2009 Survey of Tourism Establishments in the Philippines (STEP) and other regular surveys conducted by the Industry and Trade Statistics Department (ITSD) provided updates on characteristics and status of sample establishment and business births.

An estimate from the 2010 LE showed that there were about 778,000 establishments in operation in the country in 2010. Distribution of these establishments reveals that about 610,000 establishments (78.0%) were classified as the informal sector and the remaining 168,000

establishments were considered as the formal sector. A total of 150,000 (89%) establishments classified in the formal sector were within the coverage of the 2010 ASPBI and thus, comprised the frame of the survey.

## SAMPLING DESIGN

The 2010 ASPBI used stratified systematic sampling with 5-digit PSIC serving as industry strata and employment size as the second stratification variable.

### Sampling Units

Generally, the sampling units for the sections, except Construction, and Transportation and Storage, were single establishment (EO = 1), branch only (EO=2), and establishment and main office (EO=3). For Construction, Transportation and Storage, and selected industry group/class/sub-class, the sampling units were single establishment (EO = 1), establishment and main office (EO=3), and main office only (EO=4). The branches of these establishments do not strictly meet the criteria for defining an establishment as these are classified as kind-of-activity units.

For Government-Owned-and-Controlled Corporations (GOCCs), the sampling units were those with EO=1, 3 and 4. Presented in Table 4 are the sampling units by industry.

TABLE 4 Sampling Units by Industry

Industry Code	Industry Description	EO
A	Agriculture, Forestry and Fishing	1, 2, 3
B	Mining and Quarrying	1, 2, 3
C	Manufacturing	1, 2, 3
D	Electricity, Gas, Steam and Air Conditioning, except D35100 Electric Cooperatives with LO=6	1, 2, 3
D35100	Electric power generation, transmission and distribution ( Electric Cooperatives with LO=6)	1, 3, 4
E	Water Supply; Sewerage, Waste Management and Remediation Activities, except E36000 (Water District with LO=6)	1, 2, 3
E36000	Water collection, Treatment and Supply (Water District with LO=6)	1, 3, 4
F	Construction	1, 3, 4
G	Wholesale and Retail Trade; Repair of Motor Vehicles and Motorcycles	1, 2, 3
H	Transportation and Storage	1, 3, 4
I	Accommodation and Food Service Activities	1, 2, 3
J	Information and Communication except Telecommunications Activities (J61)	1, 2, 3
J61	Telecommunications activities	1, 3, 4

Industry Code	Industry Description	EO
K	Financial and Insurance Activities, except K6419, K64921, K64301, K64302, K64303, K64200, K64924, K651, K652, K662	1, 2, 3
K6419	Other monetary intermediation	1, 3, 4
K64921	Credit card activities	1, 3, 4
K64301	Investment company operation	1, 3, 4
K64302	Investment house operation	1, 3, 4
K64303	Securities dealership, own account	1, 3, 4
K64200	Financial holding company activities	1, 3, 4
K64924	Venture capital corporation	1, 3, 4
K651	Life and non-life insurance companies	1, 3, 4
K652	Life and non-life reinsurance companies	1, 3, 4
K662	Pre-need plan activities; insurance agents and brokers; Insurance activities, n.e.c.	1, 3, 4
L	Real estate activities, except L68110, L68120, L68130	1, 2, 3
L68110	Real estate buying, selling, renting, leasing and operating of self owned/leased apartment building, non-residential and dwellings	1, 3, 4
L68120	Real estate buying, developing, subdividing and selling	1, 3, 4
L68130	Cemetery and columbarium development, selling, renting, leasing and operation of self-owned cemetery/columbarium	1, 3, 4
M	Professional, Scientific and Technical Activities	1, 2, 3
N	Administrative and Support Service Activities, except N80, N791, N799	1, 2, 3
N80	Security and investigation activities	1, 3, 4
N791	Travel agency and tour operators	1, 3, 4
N799	Other reservation service and related activities	1, 3, 4
P	Education	1, 2, 3
Q	Human Health and Social Work Activities	1, 2, 3
R	Arts, Entertainment and Recreation	1, 2, 3
S	Other Service Activities	1, 2, 3

### Sampling Domain

For establishments with TE of 20 and over, the domains were the region and industry, with employment size as the stratification variable. For establishments with TE of less than 20, the whole country and industry were the domains with employment size as the stratification variable.

### Geographic Domain

For establishments with TE of less than 20, the geographic domain was the whole country. For those with TE of 20 and over, the geographic domains were the 17 administrative regions of the country. Hence, the samples of the 2010 ASPBI with TE of 20 and over can provide estimates up to the regional level while those with TE of less than 20 at the national level.

Table 5 lists the geographic domains (regions) and the provinces comprising the region.

TABLE 5 Geographic Domains and Its Composition

Region	Province
National Capital Region (NCR)	City of Manila, Quezon City Mandaluyong City, Marikina City Pasig City, San Juan City, Caloocan City Malabon City, Navotas City Valenzuela City, Makati City, Pateros Taguig City, Parañaque City Las Piñas City, Muntinlupa City, Pasay City
Cordillera Administrative Region (CAR)	Abra, Apayao, Benguet, Ifugao, Kalinga Mountain Province
Region I – Ilocos Region	Ilocos Norte, Ilocos Sur, La Union, Pangasinan
Region II – Cagayan Valley	Batanes, Cagayan, Isabela, Nueva Vizcaya Quirino
Region III – Central Luzon	Aurora, Bataan, Bulacan, Nueva Ecija Pampanga, Tarlac, Zambales
Region IV-A – CALABARZON	Cavite, Laguna, Batangas, Rizal, Quezon
Region IV-B – MIMAROPA	Occidental Mindoro, Oriental Mindoro Marinduque, Romblon, Palawan
Region V – Bicol Region	Albay, Camarines Norte, Camarines Sur Catanduanes, Masbate, Sorsogon
Region VI – Western Visayas	Aklan, Antique, Capiz, Guimaras, Iloilo Negros Occidental
Region VII – Central Visayas	Bohol, Cebu, Negros Oriental, Siquijor
Region VIII – Eastern Visayas	Biliran, Leyte, Southern Leyte, Eastern Samar Northern Samar, Western Samar
Region IX – Zamboanga Peninsula	Zamboanga del Norte, Zamboanga del Sur Zamboanga Sibugay, Isabela City

TABLE 5 --- *Concluded*

Region	Province
Region X – Northern Mindanao	Bukidnon, Camiguin, Lanao del Norte Misamis Occidental, Misamis Oriental
Region XI – Davao Region	Compostela Valley, Davao del Norte Davao del Sur, Davao Oriental
Region XII – SOCCSKSARGEN	North Cotabato, Sarangani, South Cotabato Sultan Kudarat, Cotabato City
Autonomous Region in Muslim Mindanao (ARMM)	Lanao del Sur, Maguindanao (excluding Cotabato City), Sulu, Tawi-Tawi Basilan (excluding Isabela City)
Caraga	Agusan del Sur, Agusan del Norte, Dinagat Island, Surigao del Sur, Surigao del Norte

### Industry Domain

The 2010 ASPBI used the 5-digit level of the 2009 PSIC as its industry domains. This was done to enable also the production of data from the amended 1994 PSIC to the 2009 PSIC with emphasis on the sub-classes that were split into two or more ISIC codes; and to provide data for Information and Communications Technology (ICT) and other emerging industries.

There were 1,228 industry sub-classes (5-digit PSIC) which constituted the industry domains for both establishments with TE of 20 and over and TE of less than 20. Table 6 presents the distribution of the number of industry domains by section of the 2009 PSIC.

TABLE 6 Number of Industry Domains by Section

Section	Number of Industry Domains
A	157
B	32
C	476
D	3
E	8
F	15
G	178
H	54

TABLE 6 --- *Concluded*

Section	Number of Industry Domains
I	20
J	39
K	44
L	6
M	38
N	74
P	13
Q	25
R	18
S	28
<b>Total</b>	<b>1,228</b>

### Employment Stratum

For the 2010 ASPBI, the TE sizes were either combined or taken as a group to comprise an employment stratum and were limited to only five strata for all sections. The basic consideration for grouping was the concentration of establishments in the TE sizes.

Within the industry domains for each sections, the establishments were grouped according to the following employment stratum:

TABLE 7 Employment Stratum

Employment Stratum	
TE 1 - 9	(size 0 & 1)
TE 10 - 19	(size 2)
TE 20 - 49	(size 3)
TE 50 - 99	(size 4)
TE 100 & over	(size 5 to 9)

### **Sample Size**

The sample size of the 2010 ASPBI was maintained at the same level as that of 2009 ASPBI for manageability. This was necessary to provide for data at the aligned amended 1994 PSIC with the 2009 PSIC. The timeliness of retrieval of the questionnaires and release of final results were also primary considerations why the number of samples should still be kept to a minimum. Given the importance of the results of the ASPBI to the Philippine System of National Accounts (PSNA), the sample size has to be at a manageable level without compromising the reliability

and accuracy of the survey returns. The shorter processing time before the release of results and scarce manpower and financial resources were also considered. Other considerations include: the acceptable sampling error and the level of disaggregation of the estimates with due concern for confidentiality and shorter processing time.

In general, the TE 100 and over was a *certainty stratum* for all sectors. The employment strata TE of 20 and over, whose establishments are considered as 'large' units comprised the *certainty strata* for selected industries in sectors Manufacturing (PSIC C); and Wholesale and Retail Trade, Repair of Motor Vehicles and Motorcycles (PSIC G).

*A **certainty stratum** is defined as the employment stratum whose sampling ratio is 100 percent. In this stratum, all establishments are taken as certainty samples, i.e. the selection probability is 1 and the sampling weight is 1. On the other hand, a **non-certainty stratum** is the employment stratum where only sample establishments are taken.*

For all sectors except B and D, those identified as the Information and Communication Technology (ICT) core industries, the employment strata in TE of less than 20 were considered as non-certainty strata.

The following sectors were, however, taken on a 100 percent basis regardless of employment stratum because of the relatively small number of their population.

- Mining and Quarrying (B)
- Electricity, Gas , Steam and Air Conditioning Supply (D)

#### Sample Size for TE of Less Than 20

The sample size for establishments with TE of less than 20 was determined by applying the specified sampling rates for each employment stratum (that is, separately for strata TE 1-9 and TE 10 -19) of the industry domain (5-digit PSIC) at the national level. The total sample size for establishments with TE of less than 20 was 15,228 establishments.

#### Sample Size for TE of 20 and Over

The sample size for establishments with TE of 20 and over was obtained by applying the specific sampling rates for the  $i^{th}$  employment stratum in the  $h^{th}$  industry stratum at the national level and then allocated to geographic domain (region). The aggregate sample size for TE of 20 and over in all sectors was 14,070 establishments.

Thus, the total number of samples for the 2010 ASPBI was 29,298 establishments. Table 8 shows the distribution of samples by section and by employment size.



TABLE 8 Number of Samples by Section and by Employment Size

Section	Industry Description	Number of Samples		
		Total	Less than 20	20 and over
<b>Total</b>		<b>29,298</b>	<b>15,228</b>	<b>14,070</b>
A	Agriculture, Forestry and Fishing	811	221	590
B	Mining and Quarrying	162	79	83
C	Manufacturing	5,774	1,957	3,817
D	Electricity, Gas, Steam and Air Conditioning Supply	251	46	205
E	Water Supply; Sewerage, Waste Management and Remediation Activities	238	72	166
F	Construction	624	124	500
G	Wholesale and Retail Trade; Repair of Motor Vehicles and Motorcycles	8,159	5405	2754
H	Transportation and Storage	922	352	570
I	Accommodation and Food Service Activities	1,904	972	932
J	Information and Communication	2,082	1,437	645
K	Financial and Insurance Activities	1,427	910	517
L	Real Estate Activities	444	280	164
M	Professional, Scientific and Technical Activities	977	659	318
N	Administrative and Support Service Activities	1,597	618	979
P	Education	1,835	749	1,086
Q	Human Health and Social Work Activities	835	378	457
R	Arts, Entertainment and Recreation	384	227	157
S	Other Service Activities	872	742	130

## Sample Allocation

### Sample Allocation for TE of Less Than 20 (Strata TE 1-9 and TE 10-19)

No allocation was done in these strata, as the sample sizes were determined at the 5-digit PSIC (industry domain) and national level.

Minimum sample size was set to 3 establishments and maximum of 100 establishments per cell (industry domain and employment stratum). However, when the total number of establishments (*N*) in the cell was equal to or less than the set minimum sample size, all establishments in that cell were taken as samples.

### Sample Allocation for TE of 20 and Over (Strata TE 20-49 and TE 50-99)

Proportional allocation was used in allocating the number of samples in the sampling strata of TE 20-49 and TE 50-99 of the industry domain and employment stratum at the regional level. Basis of allocation was the number of establishments ( $N$ ) in the region by industry domain and by employment stratum.

Minimum sample size was also set to 3 establishments and maximum of 10 establishments per cell (industry domain, employment stratum and region). However, when the total number of establishments ( $N$ ) in the cell was equal to or less than the set minimum sample size, all establishments in that cell were taken as samples.

The number of samples for each employment stratum of the industry domain at the national level was allocated by region. The formula used was,

$$n_{hij} = \frac{N_{hij}}{N_{hi}} \times n_{hi}$$

where:

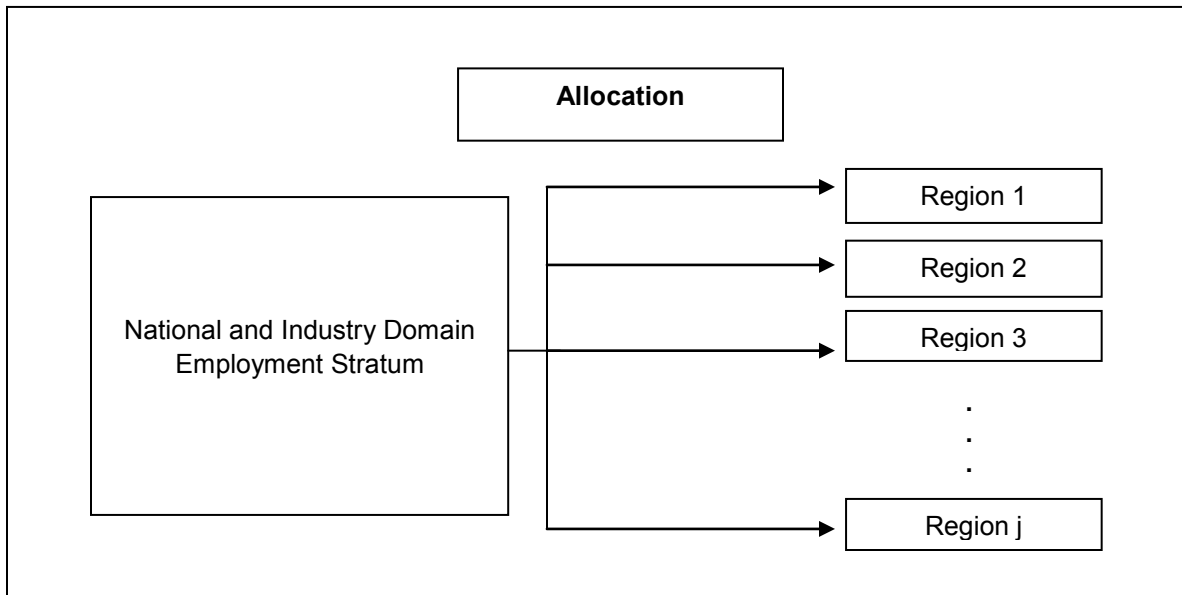
$N_{hij}$  = total number of establishments in the  $j^{th}$  region of the  $i^{th}$  employment stratum in the  $h^{th}$  industry domain

$N_{hi}$  = total number of establishments in the  $i^{th}$  employment stratum of the  $h^{th}$  industry domain

$n_{hij}$  = number of sample establishments in the  $j^{th}$  region of the  $i^{th}$  employment stratum in the  $h^{th}$  industry domain

$n_{hi}$  = number of sample establishments in the  $i^{th}$  employment stratum of the  $h^{th}$  industry domain

**FIGURE 1 Sample Allocation Diagram for TE of 20 and Over  
(Strata TE 20-49 and TE 50-99)**



## Sample Selection

For all sectors, sample establishments in the sampling strata of TE of less than 20 were selected using systematic sampling by industry domain and employment stratum. For each industry domain and employment stratum, the establishments were sorted by region, province from highest total employment to lowest total employment, business name, and Establishment Control Number (ECN).

For each of the sampling strata of TE of 20 and over, that is TE 20-49 and TE 50-99, sample establishments were selected using systematic sampling within the region. For each region in the employment stratum and industry domain, the establishments were sorted by province from highest total employment to lowest total employment, business name and ECN.

Systematic sampling was chosen so that sample employment values are spread out. Resulting from having representative samples for each TE size in the employment stratum. Likewise, this mode of sampling will somehow provide implicit stratification of TE by employment size group, thus avoiding all sample establishments with low TE values or high TE values. A special program designed by the information Resources Department was used to draw the samples.

## Estimation Procedure

### For Establishments with TE of Less Than 20

#### a. Non-certainty Stratum

The estimate of the total of a characteristic ( $\hat{X}_s$ ) for the non-certainty employment stratum TE less than 20 in the  $s^{th}$  industry domain was

$$\hat{X}_s = \sum_{j=1}^{n_s} W_{sj} x_{sj}$$

where:

$s$  denotes the non-certainty employment strata in TE of less than 20

$x_{sj}$  = value of the  $j^{th}$  establishment in the non-certainty employment stratum in TE of less than 20 in the  $s^{th}$  industry domain

$j = 1, 2, 3, \dots, n_s$  establishments

$W_{sj}$  = weight of the  $j^{th}$  establishment in the non-certainty employment stratum in TE of less than 20 in the  $s^{th}$  industry domain

$$W_{sj} = N_s / n_s$$

$N_s$  = total number of establishments in the non-certainty employment stratum in TE of less than 20 in the  $s^{th}$  industry domain

$n_s$  = number of sample establishments in the non-certainty employment stratum in TE of less than 20 in the  $s^{th}$  industry domain

b. Certainty Stratum

The estimate of the total of a characteristic ( $\hat{X}_c$ ) for the certainty employment stratum in the  $c^{th}$  industry domain was

$$\hat{X}_c = \sum_{j=1}^{m_c} x_{cj}$$

where:

- $c$  denotes the certainty employment strata in TE of less than 20 in the  $c^{th}$  industry domain
- $x_{cj}$  = value of the  $j^{th}$  establishment in the certainty employment strata in TE of less than 20 in the  $c^{th}$  industry domain
- $j$  = 1, 2, 3, ...,  $m_c$  establishments
- $m_c$  = number of establishments in the certainty employment strata in TE of less than 20 in the  $c^{th}$  industry domain

c. Total Estimate for TE of Less Than 20

For all sections except B and C, national level estimates of the total of a characteristic ( $X_d$ ) for the industry domain was obtained by aggregating the estimates for all employment strata (non-certainty and certainty) in the same industry domain,

$$X_d = \sum \hat{X}_s + \sum \hat{X}_c$$

where  $d$  denotes the industry domain.

For Establishments with TE of 20 and Over

a. Non-Certainty Stratum (strata of TE 20 to 49 and TE 50 to 99 for sections D, G, H, K, M and N)

The estimate of the total of a characteristic ( $\hat{X}_{sp}$ ) for the non-certainty employment strata in TE of 20 and over for selected industry domain in each region was

$$\hat{X}_{sp} = \sum_{j=1}^{n_{sp}} W_{spj} x_{spj}$$

where:

- $s$  denotes the non-certainty employment strata in TE of 20 and over
- $p$  = 1, 2, ..., 17 regions (geographic domains)
- $x_{spj}$  = value of the  $j^{th}$  establishment in the non-certainty employment strata in TE of 20 and over for an industry domain in each region
- $j$  = 1, 2, 3, ...,  $n_{sp}$  establishments
- $W_{spj}$  = weight of the  $j^{th}$  establishment in the non-certainty employment strata in TE of 20 and over for an industry domain in each region

$$W_{spj} = N_{sp} / n_{sp}$$

$N_{sp}$  = total number of establishments in the non-certainty employment strata in TE of 20 and over for an industry domain in each region

$n_{sp}$  = number of sample establishments in the non-certainty employment strata in TE of 20 and over for an industry domain in each region

#### b. Certainty Stratum

The estimate of the total of a characteristic ( $\hat{X}_{cp}$ ) for the certainty employment stratum in TE of 20 and over in an industry domain in each region was

$$\hat{X}_{cp} = \sum_{j=1}^{m_{cp}} x_{cpj}$$

where:

$c$  denotes the certainty employment strata in TE of 20 and over

$p$  = 1, 2, ..., 17 regions (geographic domains)

$x_{cpj}$  = value of the  $j^{th}$  establishment in the certainty employment strata in TE of 20 and over in an industry domain within each region

$j$  = 1, 2, 3,  $m_{cp}$  establishments

$m_{cp}$  = number of establishments in the certainty employment strata in TE of 20 and over in an industry domain within each region

#### c. Total Estimate for TE of 20 and Over

The estimate of the total of a characteristic ( $X_{dp}$ ) for the industry domain in each region (geographic domain) was obtained by aggregating the estimates for all employment strata (non-certainty and certainty) in the same industry domain,

$$X_{dp} = \sum \hat{X}_{sp} + \sum \hat{X}_{cp}$$

where  $dp$  denotes the industry domains in each region.

National level estimates of the characteristics by industry domain were obtained by aggregating separately the estimates ( $X_{dp}$ ) for the particular industry domain from all the regions.

#### Weight Adjustment Factor for Non-Response

To account for non-response in the non-certainty strata, the adjustment factor ( $n/n'$ ) was multiplied with the sampling weight ( $W$ ) of each of the sampling unit. The sampling weight, defined as  $N/n$ , was recomputed as

$$W' = \frac{N}{n} \times \frac{n}{n'} = \frac{N}{n'} \quad \text{General Formula}$$

Thus, the adjusted weight ( $W'_{sj}$ ) for employment stratum in TE 1-9 or TE 10-19 was

$$W'_{sj} = \frac{N_s}{n_s} \times \frac{n_s}{n'_s} = \frac{N_s}{n'_s}$$

where:

$N_s$  = total number of establishments in the employment stratum in TE 1-9 or TE 10-19 in the  $s^{th}$  industry domain

$n'_s$  = number of responding establishments in the employment stratum in TE 1-9 or TE 10-19 in the  $s^{th}$  industry domain

For the non-certainty employment stratum for the selected industry domain with TE 20-99, the adjusted weight ( $W'_{spj}$ ) was

$$W'_{spj} = \frac{N_{sp}}{n_{sp}} \times \frac{n_{sp}}{n'_{sp}} = \frac{N_{sp}}{n'_{sp}}$$

where:

$N_{sp}$  = total number of establishments in the non-certainty employment stratum with TE 20-99 for the selected industry domain within each geographic domain (region)

$n'_{sp}$  = number of responding establishments in the non-certainty employment stratum with TE 20-99 for the selected industry domain within each geographic domain (region)

## Questionnaire Design

### Survey Questionnaires

The 2010 ASPBI utilized five types of questionnaires, each with corresponding NSCB approval number and an expiration date of March 31, 2012. These questionnaires were designed after taking into consideration the requirements of the main users. Table 9 lists the questionnaire type, spot color and NSCB Approval number specific for the sectors.

TABLE 9 Types of Questionnaires

Questionnaire Type	Sector	Spot Color	NSCB Approval No.
ASPBI Form 1	Agriculture, Forestry and Fishing	Green	NSO-1102-01
ASPBI Form 2	Mining and Quarrying; Manufacturing; Electricity, Gas, Steam and Air-conditioning Supply; and Water Supply; Sewerage, Waste Management and Remediation Activities	Yellow	NSO-1102-02
ASPBI Form 3	Construction	Orange	NSO-1102-03
ASPBI Form 4	Wholesale and Retail Trade; Repair of Motor Vehicles and Motorcycles	Red	NSO-1102-04
ASPBI Form 5	Business and Services (for Sectors H, I, J, K, L, M, N, P, Q, R, and S)	Blue	NSO-1102-05

## Data Items

Listed in Table 10 are the data items found in the 2010 ASPBI questionnaires.

TABLE 10 List of Data Items

Item No.	Description
(Cover Page)	Name and Address of the Establishment and Its Reporting Unit
	Control Panel for Establishment Characteristics (For NSO Use Only)
1	Business and Registered Name in 2010, Company Website and Tax Identification Number (TIN)
2	Economic Activity or Business in 2010
3	Year Started Operation
4	Legal Organization in 2010
5	Economic Organization in 2010
	Name and Address of Main Office and Contact Person in Main Office
6	Capital Participation as of 31 December 2010
7	Number of Paid Employees as of 15 November 2010
8	Number of Unpaid Workers as of 15 November 2010
9	Total Employment as of 15 November 2010
10	Number of Production/Construction Workers as of 15 November 2010 (only in ASPBI Form 2 and ASPBI Form 3)
11	Total Hours Worked by Production/Construction Workers in 2010 (only in ASPBI Form 2 and ASPBI Form 3)
12	Gross Salaries and Wages Paid in 2010
13	Total Employer's Contributions to SSS/GSIS, etc. paid in 2010
14	Total Revenue in 2010
15	Subsidies Received in 2010
16	Total Cost Incurred in 2010
17	Capital Expenditures and Sale of Tangible Fixed Assets, including Losses and Damages in 2010
18	Capital Expenditures for All Tangible Fixed Assets by Mode of Acquisition in 2010
19	Capital Expenditures for Intangible Assets in 2010
20	Book Value of Tangible Fixed Assets as of 31 December 2010
21	Book Value of Intangible Assets as of 31 December 2010
22	Average Capacity Utilization Rate in 2010 (only in ASPBI Form 2)
23	Inventories in 2010
24	Branches, Divisions, Plants Owned and Controlled (for Main Office)

*Continued*

TABLE 10 --- *Concluded*

Item No.	Description
25	Remarks
	Certification
	Contact Person
	<i>Processing Information (For NSO Use Only)</i>

### Reference Period

All information collected in the 2010 ASPBI refers to calendar year 2010 except for employment data, which is as of November 15, 2010.

### SURVEY OPERATIONS

The 2010 ASPBI consisted of the following major phases of survey operation: preparatory activities; training; field operations; data processing; tabulation and data dissemination; and evaluation and documentation.

#### Preparatory Activities

NSO officials, subject-matter statisticians and selected Information and Resources Department (IRD) staff undertook the planning activities for the 2010 ASPBI with the organization of the Steering Committee, Technical Committee and Working Groups under Special Order No. 2011-7 dated January 5, 2011. Activities undertaken during this phase included the updating of the frame, questionnaire design and content, publicity campaign, clearance process, budget preparation, manual preparation, training plans, sample design and selection, preparation of edit specifications, preparation of tabulation formats and specifications, computer systems design and program development, recruitment of statistical researchers, printing of survey forms and manuals, preparation for shipment of survey materials, and other related activities.

#### Publicity

Publicity campaign was done to inform and educate the general public of the basic information and importance of the 2010 ASPBI and its rider surveys. It aimed to solicit support from government and non-government agencies, business organizations, and target respondents in the early submission of reports. Display of 2010 ASPBI streamers and posters were done in the central office and in the field offices.



## Training

Training for the field operations and processing was done in two phases, as follows: (1) Field Operations, and (2) Training for Data Processing.

### Phase I - Training for Field Operations

Training for Field Operations and Field Editing was done in three levels, as follows:

- Task Force training. The first level training was conducted on March 7 to March 9, 2011 in Tagaytay City. Field operation procedures, technical and administrative aspects of the survey were discussed extensively in this training. It was attended by Industry and Trade Statistics Department (ITSD) Statisticians and selected IRD staff who then served as trainers for the 2<sup>nd</sup> and 3<sup>rd</sup> level trainings.
- Second level training. The second level training was conducted on March 22 to 23, 2011 in all Regional Offices, except National Capital Region (NCR), with Task Force training participants as trainers. Regional Directors, Provincial Statistics Officers, OICs, Regional Statisticians and Regional Statistical Staff (with at least SG 11) responsible for establishment surveys and Provincial Statisticians or Provincial Statistical Staff (with at least SG 13) participated in this training.
- Third level training. This training was conducted in all provinces and six districts of NCR on March 28 to 29, 2011 with participants in the second level training as trainers. One ITSD staff who attended the Task Force training was assigned to assist the 3<sup>rd</sup> level trainers in selected provinces. Participants to this training were the Provincial Statistical Staff, District Statistics Officers (DSOs), Statistical Coordination Officers (SCOs), and hired Statistical Researchers (SRs). For each NCR district three (3) Task Force Training participants were assigned as trainers

### Phase II - Training for Data Processing

- Training for Manual Processing. The first training was conducted on December 9 and 10, 2011. Editing instructions and folioing were discussed thoroughly in this training. Participants were the ITSD subject-matter staff and hired statistical researcher.
- Training for Machine Processing. Data encoding, verification of error listing, completeness and summary file report were discussed thoroughly in this training. Participants to this training were ITSD subject matter staff and selected ITSRD staff.

A Workshop on Edit, Table and Format Specifications was carried out on March 17 to 19, 2012 in Antipolo City, Rizal. This was participated in by subject-matter specialists and IRD staff who were responsible in preparing standard tabulation formats, and consistency and edit specifications for the five types of questionnaires.

## Field Operations

### Distribution of Questionnaires

Distribution of questionnaires for the 2010 ASPBI, including that of the rider survey, was done by SCOs, Provincial Staff, and hired SRs through personal delivery of the questionnaires to the sample establishments. E-questionnaires (excel format) were also sent to sample establishments with e-mail accounts. This activity was done from April 1-30, 2011.

### Collection of Questionnaires

Collection of accomplished questionnaires commenced 10 days after the distribution. The collection phase was programmed from third week of April to second week of June 2011. For regions with large workload such as NCR and Region IV-A, timetable for collection was until February 2012. Actual collection of accomplished questionnaires was extended up to April 2012 to allow more time for collection of establishments that were considered as industry leaders.

### Supervision

The Regional Directors, Provincial Statistics Officers, and Regional and Provincial Statisticians conducted close supervision of collection and editing of questionnaires to ensure the quality of data and completeness of survey returns.

### Receipt and Control

A Monitoring and Tracking System (MTS) was developed by IRD and adopted by field offices to keep track the distribution, collection, and transmittal of questionnaires and MTS data files. At the same time, a control list of sample establishments was made available where information on the status of the questionnaire was recorded. The MTS facilitated preparation and early submission of progress reports to ITSD since field offices can submit them electronically.

A central office version of the MTS was utilized by ITSD to monitor the distribution, collection and submission of questionnaires and MTS data files from the provincial offices to the Central Office. Consolidated progress reports and status reports were prepared regularly to inform the management and field offices on the progress of the survey operations.

### **Data Processing**

Processing or editing of accomplished questionnaires was done to check for the completeness, validity, consistency, and reasonableness of data. It consisted of two stages: manual editing and machine processing.

### Manual Processing

Manual processing of questionnaires was done in three levels, as follows:

- Field editing of data was done by the field staff, hired SRs and Provincial Staff upon collection of the accomplished questionnaire from the sample establishment. The objective is to check for completeness and consistency of entries in the questionnaire, following the instructions provided in the Field Operations and Processing Manual. Any missing data was corrected at this stage as this can be immediately verified from the respondent.
- Verification of data was done by Provincial Staff upon receipt of the accomplished questionnaires from the field staff and hired SRs to check for the completeness as well as for the consistencies and validity of entries. In some instances, the staff contacted

directly the establishments through phone call or sent email inquiries to verify some inconsistent or missing data.

- Review of accomplished questionnaires to check the consistency and reasonableness of entries and processing of consolidated reports were done by the ITSD subject-matter staff. Consolidated reports of enterprises were disaggregated at the firm level using ratios and proportions of the individual firms to enterprise. Moreover, the review process validated the status of establishments that were non-responding and reported closed, cannot be located, transferred, and out of scope. Telephone inquiry was extensively utilized to verify information from the establishment's contact person. The internet was also used to obtain information on the contact address and to research for information on the status of the establishment.

### Machine processing

Machine processing consisted of data entry, validation of data, encoding of updates, generation and verification of completeness of questionnaires report, summary file report and statistical tables.

A microcomputer-based machine processing and tabulation system for the 2010 ASPBI was developed by the staff of the IRD using MySQL software. The 2010 ASPBI computer system has four modules designed for processing the survey data. These modules are the data entry, validation, export, and tabulation.

Data entry and all other machine processing activities were done by the subject-matter staff.

### Imputation Procedure

Data of non-responding establishments were imputed manually and electronically based on the established imputation methods. Sources of information were from previous reports of the same establishment or from report of other responding establishment with similar characteristics, financial statements filed at Securities and Exchange Commission, and other establishment-based surveys.

Sample establishments that were either out of scope, duplicate or closed belonging in the certainty stratum were not imputed.

### **Tabulation**

Tabulation included generation and evaluation of preliminary and final statistical tables. The statistical tables were evaluated for internal and external consistency of data.

The statistical tables were presented at the national level for all employment sizes and for establishments with TE of less than 20. For establishments with TE of 20 and over, the statistical tables were presented at the national and regional levels for all sections except for section B which is at the national level only. The statistical tables were further disaggregated by industry sub-class (5-digit) and in some cases by industry group (3-digit).

## Statistical Disclosure Control

Section 4 of Commonwealth Act No. 591 requires that the data of individual business firms be kept confidential. To avoid disclosure of information of individual establishment, statistical tables do not provide information for any industry group or sub-class wherein the number of establishments is less than three. Figures relating to such industries were either suppressed or combined with those of other related industries in accordance with the guidelines on statistical disclosure control of data for establishments' survey.

## **Dissemination**

Survey results were disseminated in the form of Special Releases posted on the NSO website, data dissemination seminars, and publication reports.

National data dissemination seminar was conducted on October 4, 2012 at Intercontinental Manila in Makati City to inform the stakeholders on the preliminary results of the survey. This was attended by selected respondents of the survey, representatives from different government agencies, and media organizations.

Regional data disseminations were also conducted from November to February 2013 by NSO Regional Field Offices. Attendees were representatives from both government and non-government organizations and some respondents of the survey who were considered industry leaders in their respective regions. Table 11 shows the list and schedule of the regional data dissemination seminars.

TABLE 11 Schedule of 2010 ASPBI/SICT Regional Data Dissemination Fora

Region	Date	Time	Venue	CO Resource Person
NCR	6-Feb-13	8:30 AM – 12 NN	Century Park Hotel, Malate, Manila	Ms. Estela T. de Guzman, Director, ITSD
CAR	14-Dec-12	8:00 AM – 12 NN	Solibao Restaurant, Heritage Mansion, Baguio City	Ms. Soraya De Guzman, Statistician IV
I - Ilocos Region	21-Nov-12	9:00 AM – 2:00 PM	Sea & Sky Hotel, San Fernando City, La Union	Ms. Josephine S. Albino, Statistician IV
II - Cagayan Valley	21-Nov-12	8:00 AM – 12 NN	Pulsar Hotel, Tuguegarao City	Ms. Blanca Nina A. Yabut, Statistician II
III - Central Luzon	14-Dec-12	8:00 AM – 12 NN	Epatha Social Action Center of Pampanga (SACOP), City of San Fernando, Pampanga	Ms. Mari-belle Dy, Statistician III
IVA - CALABARZON	6-Dec-12	8:30 AM – 12 NN	Montevista Hot spring and Conference Center, Calamba City	Ms. Juanita B. Soriano, Statistician IV
IVB - MIMAROPA	21-Nov-12	1:30 PM – 5:00 PM	Ferraren Hills Resort, Calapan City	Mr. Apolinar F. Oblea, Statistician IV
V - Bicol Region	21-Nov-12	8:30 AM – 3:00 PM	Hotel St. Ellis, Legaspi City	Mr. Glen G. Polo, Statistician II
VI - Western Visayas	12-Dec-12	8:30 AM – 2:00 PM	Iloilo Grand Tower, Iloilo City	Ms. Paula Monina G. Collado Deputy Administrator
VII - Central Visayas	21-Nov-12	9:00 AM – 12 NN	Golden Peak Tower, Cebu City	Mr. Emerson M. Aquino, Statistician III

Region	Date	Time	Venue	CO Resource Person
VIII - Eastern Visayas	21-Nov-12	1:30 PM – 5:00 PM	Alejandro Hotel, Tacloban City	Ms. Ma. Julieta P. Soliven, Statistician IV
IX – Zamboanga Peninsula	21-Nov-12	1:30 PM – 5:00 PM	Garden Orchid Hotel, Zamboanga City	Mr. Jonyper C. Molejon, Statistician II
X - Northern Mindanao	19-Nov-12	1:00 PM – 5:00 PM	Chali Beach Resort, Cagayan De Oro City	Ms. Cherilyn C. Cosico, Statistician II
XI - Davao Region	21-Nov-12	8:00 AM – 12 NN	Grand Regal Hotel, Davao City	Ms. Soraya De Guzman, Statistician IV
XII - SOCCSKSARGEN	17-Dec-12	8:30 AM – 12 NN	Fred Ann's Foodhaus, Koronadal City	Ms. Jean C. Floirendo, Statistician III
XIII - Caraga	18-Dec-12	9:00 AM – 2:30 PM	Almont Hotel's Inland Resort, Butuan City	Ms. Carole A. Blanco, Statistician III
ARMM	21-Nov-12	2:00 PM – 5:00 PM	Estosan Garden Hotel, Cotabato City	Ms. Nenita P. Rebarter, Statistician III

Special Releases for the 18 sections and economy-wide final results were made available to the general public at the NSO website prior to the availability of the publications. Final survey results were printed in 20 volumes as shown in Table 12. About 250 copies shall be printed for each volume of all sections except for Manufacturing and Wholesale and Retail Trade with 400 copies.

TABLE 12 Publication Volumes by Section

Volume Number	Section
I	Agriculture, Forestry and Fishing
II	Mining and Quarrying
III-A	Manufacturing (All Employment Sizes and TE of Less Than 20)
III-B	Manufacturing (TE of 20 and Over)
IV	Electricity, Gas, Steam and Air Conditioning Supply
V	Water Supply; Sewerage, Waste Management and Remediation Activities
VI	Construction
VII	Wholesale and Retail Trade; Repair of Motor Vehicles and Motorcycles
VIII	Transportation and Storage
IX	Accommodation and Food Service Activities
X	Information and Communication
XI	Financial and Insurance Activities
XII	Real Estate Activities
XIII	Professional, Scientific and Technical Activities

Volume Number	Section
XIV	Administrative and Support Service Activities
XV	Education
XVI	Human Health and Social Work Activities
XVII	Arts, Entertainment and Recreation
XVIII	Other Service Activities
XIX	Economy-Wide Results

## Response Rate

The overall response rate at the national level was 95.14 percent. For establishments with total employment of less than 20, the response rate was 95.17 percent while that for establishments with total employment of 20 and over, 95.12 percent.

Response rate included receipts of “good” questionnaires, partially accomplished questionnaires, consolidated reports, reports of closed, cannot be located, moved out or transferred, out of scope, refusals, duplicates and referrals. Table 13 shows the response rate by industry section and by employment size.

TABLE 13 Response Rates by Section and by Employment Size

Section	Description	Response Rate		
		Total	Less than 20	20 and over
<b>Philippines</b>		95.1	95.2	95.1
A	Agriculture, Forestry and Hunting	97.4	95.5	98.1
B	Mining and Quarrying	93.2	93.7	92.8
C	Manufacturing	95.4	96.1	95.1
D	Electricity, Gas, Steam and Air Conditioning Supply	95.1	90.0	95.8
E	Water Supply, Sewerage, Waste Management and Remediation Activities	98.7	100.0	98.2
F	Construction	95.7	96.8	95.4
G	Wholesale and Retail Trade; Repair of Motor Vehicles and Motorcycles	94.1	93.4	94.5
H	Transportation and Storage	94.5	96.3	93.5
I	Accommodation and Food Service Activities	94.3	94.8	93.9
J	Information and Communication	96.4	96.9	95.4

Section	Description	Response Rate		
		Total	Less than 20	20 and over
K	Financial and Insurance Activities	91.6	91.1	92.4
L	Real Estate Activities	93.0	93.2	92.7
M	Professional, Scientific and Technical Activities	96.0	95.8	96.5
N	Administrative and Support Service Activities	94.5	95.6	93.8
P	Education	98.6	98.1	99.0
Q	Human Health and Social Work Activities	97.1	96.6	97.6
R	Arts, Entertainment and Recreation	97.4	97.8	96.8
S	Other Service Activities	95.9	96.0	95.4

## Concepts and Definitions

**Book value** is the initial value or acquisition cost of tangible fixed assets less accumulated depreciation.

**Capital participation** refers to the claims of individuals against capital/equity by foreign and/or local investors.

**Capital expenditures** refer to the cost of acquisition of tangible fixed assets, intangible assets, and non-produced assets acquired in 2010 whether or not full payments have been made. Assets received from other establishments belonging to the same enterprise are valued as though purchased.

**Cost** refers to all expenses incurred during the year whether paid or payable. Valuation is at purchaser prices including taxes and other charges, net of rebates, returns and allowances. Goods and services received by the establishment from other establishments of the same enterprise are valued as though purchased.

**Depreciation** is the total amount set aside for the year to cover the decreases in value of tangible fixed assets owned by the establishment because of foreseen obsolescence, wear and tear as a result of operation and normal amount of accidental damage.

**Economic activity** is the establishment's source of income. If the establishment is engaged in several activities, its main economic activity is that which earns the biggest income or revenue.

**Gross addition to tangible fixed assets** is equal to capital expenditures less sale of fixed assets, including land.

**Inventories** refer to the stock of goods owned by and under the control of the establishment as of a fixed date, regardless of where the stocks are located. Valuation should be at current replacement cost in purchaser (market) prices. Replacement cost is the cost of an item in terms of its present price rather than its original cost.

*Change in inventories* is equivalent to the value of inventories at the end of the year less the value of inventories at the beginning of the year.

**Losses and damages** refer to the decrease in the book value of tangible fixed assets due to theft, major catastrophe, and other accidental destructions.

**Major alterations and improvements** are done to increase the performance or capacity of existing tangible fixed assets or to significantly extend their previous expected service lives.

**New tangible fixed assets** refer to brand new fixed assets acquired during the year, including directly or newly imported tangible fixed assets.

**Revenue** includes cash received and receivables for goods/products and by-products sold and services rendered. Valuation is at producer prices (ex-establishment), net of discounts, and allowances, including duties and taxes but excluding subsidies.

**Salaries and wages** are payments in cash or in kind to all employees, prior to deductions for employee's contributions to SSS/GSIS, withholding tax, etc. Included are total basic pay, overtime pay, and other benefits.

*Other benefits* include vacation, sick and maternity leave pay, bonuses, cost of living allowances, food, uniforms, housing, commissions paid for salaried employees, commutable transportation and representation allowances, and share of catch/harvest given to employees as salaries and wages. Excluded are costs of working clothes, reimbursable transportation and representation allowances, and separation, retirement, terminal pay, gratuities, etc.

*Overtime pay* is payment given for extra hours worked.

**Sale of tangible fixed assets** refer to the actual amount received/realized (**not** book value) from the sale of tangible fixed assets during the year including the value of tangible fixed assets transferred to other establishments of the same enterprise.

**Social contributions** refer to payments made by the employer on behalf of the employees. Examples are SSS, GSIS, Employees Compensation Commission (ECC), Phil health and PAG-IBIG.

**Subsidies** refer to special grants received from the government in the form of financial assistance or tax exemption or tax privilege given by the government to aid and develop an industry.

**Tangible fixed assets** are physical assets expected to have productive lives of more than one year and intended for use and/or being used by the establishment. Included are land, buildings, other structures and land improvements, transport equipments, machinery and other equipments, furniture, fixtures, and other fixed assets.

**Tangible fixed assets produced on own account** refer to the physical assets produced by the establishment for its own use. It is valued as the cost of all work put in place, including overhead.

**Taxes on products and production** refer to all taxes, other than income tax, incidental to the production or sale of goods and services that are chargeable as expenses including business license, BIR stamps, real estate tax and other local taxes.

**Total employment** is the number of persons who worked in for the establishment as of November 15, 2010.



*Paid employees* are all persons working in the establishment and receiving pay, as well as those working away from the establishment paid by and under the control of the establishment. Included are all employees on sick leave, paid vacation or holiday. Excluded are consultants, home workers, receiving pure commissions only, and workers on indefinite leave.

*Unpaid workers* are persons working for at least one third of the working time normal to the establishment and do not receive regular pay.

*Working owners* are owners who are actively engaged in the management but do not receive regular pay, i.e. not included in the payrolls. Managers and directors of corporations working for pay are reported as managers.

**Used tangible fixed assets** refer to those that have been used previously within the country.

**Value added** is gross output *less* intermediate cost. Gross output for accommodation and food service activities is the sum of the total revenue (less interest income, rent income from land, dividend income, royalty income and franchise income), capital expenditures of fixed assets produced on own account and change in inventories. Intermediate input is equal to the sum of the following cost items: materials and supplies purchased; fuels, lubricants, oils and greases purchased; electricity and water purchased; cost of industrial services done by others; cost of non-industrial services done by others; goods purchased for resale; research and experimental development expense; environmental protection expense; royalty fee; and franchise fee and other cost.

## Kinds of Establishments

<i>Agriculture Establishment</i>	Farms, plantation, hacienda, ranch, or company engaged in the production of agricultural crops, livestock, poultry and other animals including animal products; firm providing agricultural, animal husbandry and horticultural services.
<i>Forestry Establishment</i>	Company engaged in logging operations; planting, replanting and conservation of forest; hunting, trapping and game propagation.
<i>Fishing Establishment</i>	Firm or company engaged in ocean, coastal and inland fishing; operation of fish farms, fishponds, fish pen; pearl farms and other fishing activities.
<i>Mining Establishment</i>	Mining camp engaged in the exploration, extraction, dressing and beneficiating of minerals such as coal and ores, crude petroleum and natural gas.
<i>Quarrying Establishments</i>	Firm or company engaged in the extraction from the earth of building and monumental stone, clay, sand and gravel; guano gathering and salt evaporation.
<i>Manufacturing Establishment</i>	Shop, factory, bakery, millwork, distillery, refinery, cannery, abattoir, brewery, foundry, tannery or plant engaged in manufacturing processing, fabricating of finishing products, mechanically or manually, including the assembly of the component parts of manufactured products and the substantial alteration, reconstruction and repair of special types of goods.
<i>Electricity Establishment</i>	Plant engaged in the generation, transmission, and/or distribution of electric energy for sale to users, or one, which produces electricity for its parent enterprise.

<i>Water Supply Establishment</i>	Water system/waterworks engaged in the collection, purification and distribution of water to users.
<i>Construction Establishment</i>	General contractor engaged in the construction, repair or demolition of buildings, highways, airports and other structures; land leveling; earth moving and land reclamation; specialty contractor engaged in specialized trade or craft like electrical installation, plumbing, painting, air conditioning, well drilling, installation of doors and windows and other work on component parts of the structure.
<i>Wholesale Trade and Commission Trade Establishment</i>	Store, shop, office, bazaar, arcade or emporium engaged in the (a) resale (sale without transformation) of new and used goods (in bulk) to retailers, industrial/commercial/institutional/ professional users, or to other wholesalers and (b) trading on behalf and on the account of others.
<i>Retail Trade Establishment</i>	Department store, hypermart, convenience store, variety store, shop, mart, bazaar, sari-sari store, pharmacy, supermarket, grocery, arcade or emporium engaged in the resale (sale without transformation) of new and used goods to the general public.
<i>Repair Service Establishment</i>	Shop specializing in the repair of consumer goods like footwear, luggage, handbags and gloves and other leather goods; electrical appliances, and equipment as television and radio receivers, refrigerators, washing machines, ironers, vacuum cleaners, toasters, motor vehicles including motorcycles; watch, clock and jewelry; bicycles; typewriters, cameras, binoculars, musical instruments, umbrellas, etc.
<i>Food and Drinks Service Establishment</i>	Restaurant, bar, lounge, salon, parlor, kiosk, club, counter, café, canteen engaged in the sale of prepared food and drinks generally for consumption within the premises.
<i>Lodging and Rooming Service Establishment</i>	Hotel, motel, resort, inn, lodge, camp, dormitory or lodging house engaged in the provision of lodging facilities, to the general public on lease, rental or fee basis.
<i>Transport Establishment</i>	Bus line, air line, shipping line, agency, broker or transport operator engaged in providing (a) vehicles for the transport to passenger or freight through regular scheduled operation, charter, rental or fee basis, and (b) services incidental to transport such as maintenance and operation of piers, terminals, depots; pilotage, forwarding packing and crating.
<i>Storage and Warehousing Establishment</i>	Brokerage, agency or office engaged in the operation of storage facilities and warehouse for hire by the general public for storage of such items as farm products, food, furniture, and other household goods, textiles and lumber.
<i>Telecommunication Establishment</i>	Station, office or agency engaged in the transmission of sound, images, data or other information via cables, broadcasting, relay, or satellite.
<i>Financial Establishment</i>	Bank, savings and loan association, credit institution, pawnshop, financial institution, trust company, investment company, pawn broker, or institution engaged in accepting of deposits, granting loans and the investment of money; dealer, broker or office engaged in investment research and counseling, check cashing, stock quotation, foreign exchange dealing and other financial services.

<i>Insurance, Pre-Need Plan Companies and Pension Funding Establishment</i>	Life insurance companies; non-life insurance for fire, marine, accident, health, title, financial obligation, casualty, fidelity and surety; agents and brokers servicing insurance carriers, consultant for policyholders; fund managers.
<i>Real Estate Establishment</i>	Realtor, developer, agency, broker, lessor or companies engaged in the operating, developing, subdividing, buying and selling of real estate including cemetery lots and columbarium.
<i>Business Service Establishment</i>	Office, agency or firm engaged in (a) rental and leasing of machinery and equipment, audio-video machines, tapes and records, sports and recreational equipment; (b) computer-related activities; (c) legal, accounting, bookkeeping, research and development, advertising and other technical services; (d) cleaning of offices, shops, and factories; (e) photographic activities; (f) basic and general research in the biological, physical and social sciences; (g) transcription activities (medical, legal); and (h) call centers.
<i>Sanitary Establishment</i>	Company engaged in the collection and disposal of garbage, sewage and human waste.
<i>Social Service Establishment</i>	School, college, university or seminary offering educational services; a clinic, hospital, sanitarium, nursing home or a similar institution offering medical, dental and other health and veterinary services; a home orphanage, society, center or agency engaged in providing social welfare services.
<i>Recreational and Cultural Service Establishment</i>	Motion picture producer, booking agency, movie house, theater, radio and television station and studio, stage and opera company, band, orchestra, ticket agency, library, museum, dance hall, bowling alley, park, beach, swimming pool, sports club, gallery, skating rink race track or golf course engaged in providing entertainment, amusement and recreational services.
<i>Personal Service Establishment</i>	A laundry shop, barber shop, massage clinic, beauty parlor, funeral parlor, fortune telling shop and such engaged in rendering various specialized service to the general public.

## **Symbols and Abbreviations Used in Statistical Tables**

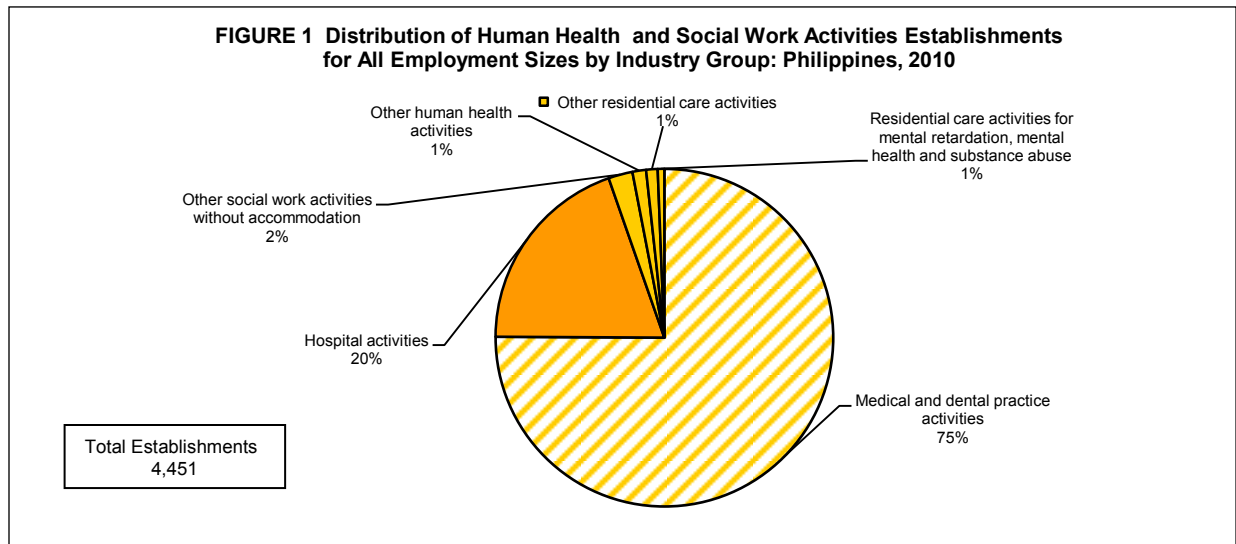
s	suppressed data to avoid disclosure of individual establishment's data
}	combined data of two or more industries or regions
-	zero
n.e.c	not elsewhere classified

## Brief Analysis

### Number of Establishments

The final results of the 2010 Annual Survey of Philippine Business and Industry (ASPBI) conducted nationwide for Human health and social work activities reported a total of 4,451 establishments. As shown in Figure 1, medical and dental practices activities garnered the highest number of establishments at 3,342 (75.1%). This was followed by establishments engaged in hospital activities with 871 (19.6%). Ranked third were the combined establishments engaged in social work activities without accommodation with 103 (2.3%). The rest of the activities contributed about 3.0 percent of the total.

At the regional level, for establishments with total employment of 20 and over (TE), National Capital Region (NCR) had the most number of establishments with 249 or 33.7 percent. CALABARZON and Central Luzon placed second and third with 113 or 15.3 percent and 72 or 9.8 percent, respectively.



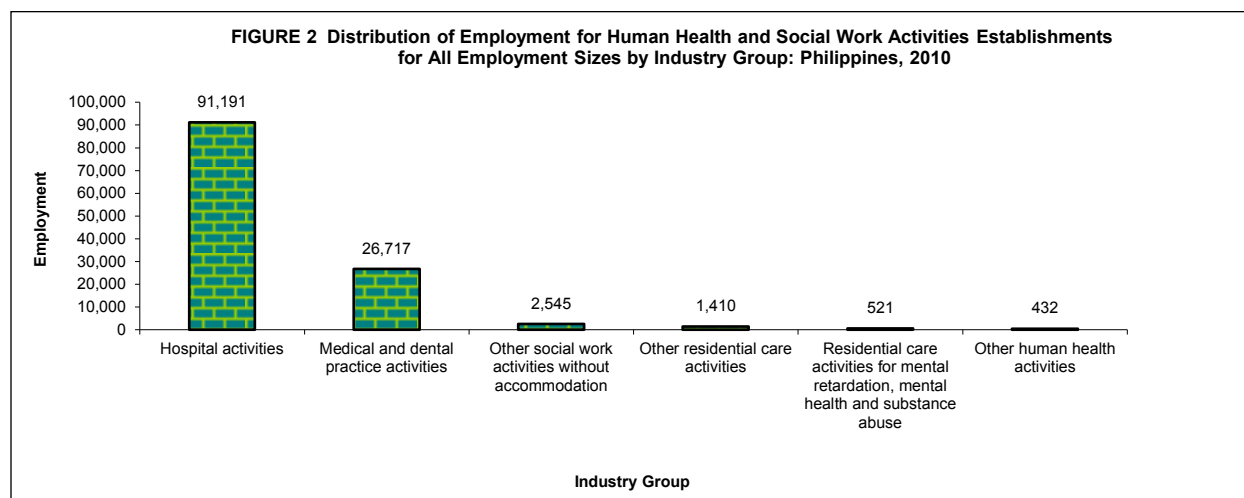
### Employment

Employment for the sector reached a total of 122,816. Out of the total, 119,504 or 97.3 percent were paid employees while the remaining 3,312 or 2.7 percent were working owners and unpaid workers.

Hospital activities had the most number of employees among the sector with 91,191 or 74.3 percent. This was followed by Medical and dental practices activities with 26,717 or 21.8 percent. The remaining 3.9 percent (4,908) was accounted by other activities (see figure 2).

Among regions, for establishments with TE 20 and over, NCR, CALABARZON and Central Luzon, being the top three regions in terms of establishments, likewise employed the most number of employees with 39,334 or 40.0 percent, 13,097 or 13.3 percent and 7,218 or 7.4 percent, respectively.

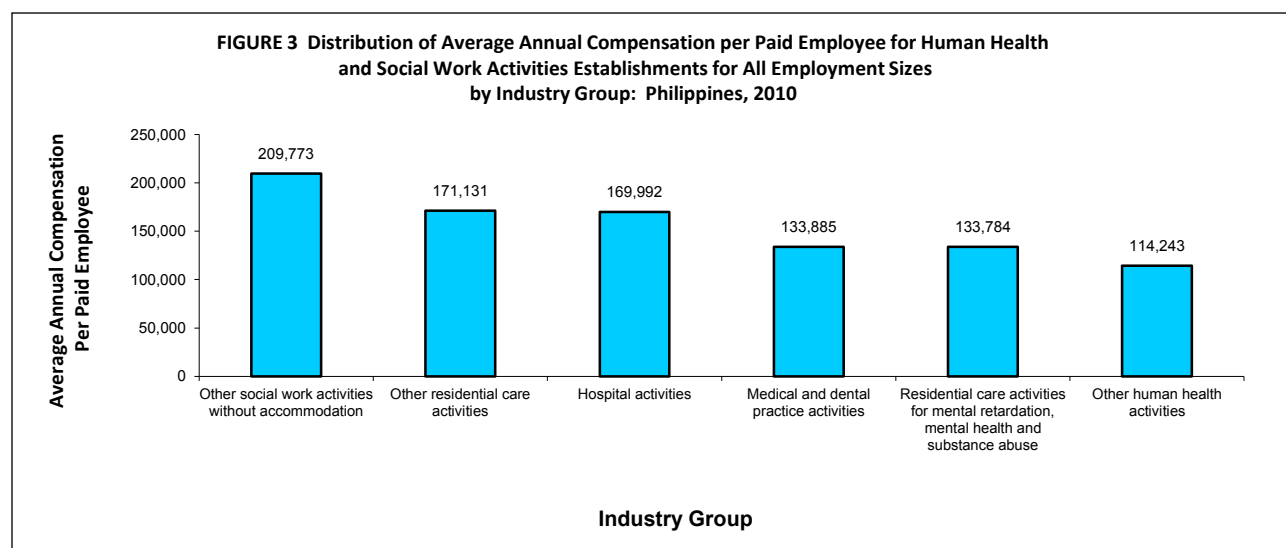
The sector's average number of workers per establishment stood at 28. Hospital activities posted an average of 105 workers for every establishment. Other residential care activities ranked second with 29 workers per establishment. On the other hand, other human health activities had the lowest average with only 7 workers per establishment.



## Compensation

Total compensation paid by the sector amounted to PHP19.5 billion, translating to an average annual compensation of PHP162,880 per employee.

Among industries, the highest average annual compensation of PHP209,773 was received by employees in other social work activities without accommodation. Employees in Other residential care activities followed with an average annual compensation of PHP171,131. Hospital activities placed third with average annual compensation of PHP169,992 per employee. Figure 3 presents the average annual compensation of employees for Human health and social work activities establishments by industry group.



## Revenue

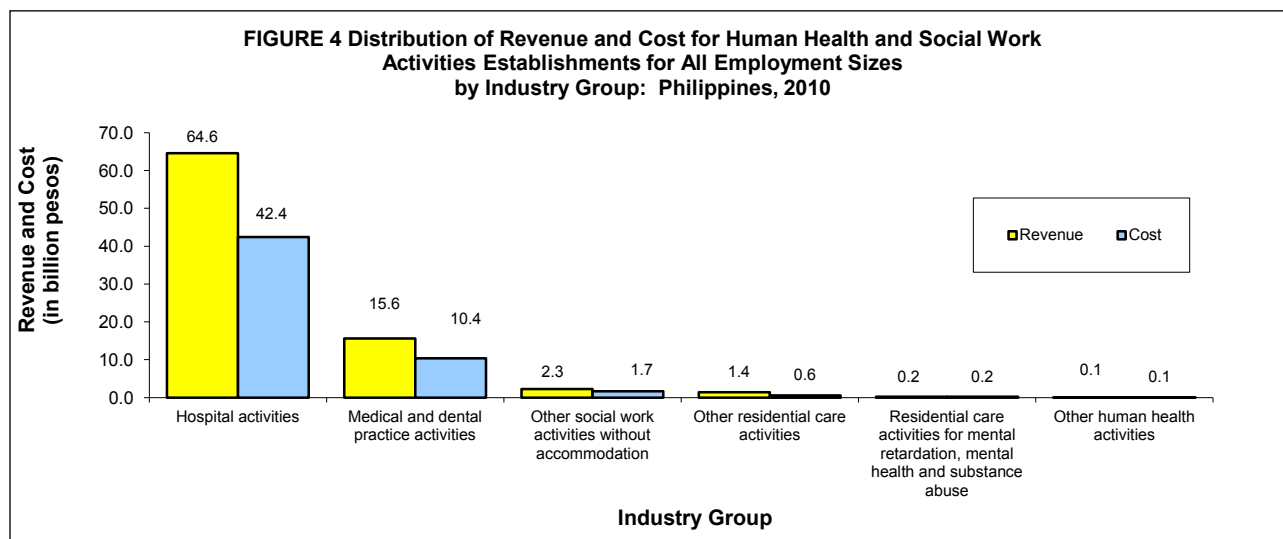
Revenue generated by the sector reached PHP84.3 billion. Hospital activities contributed the biggest share with PHP64.6 billion representing 76.6 percent of the total. Medical and dental practice activities and other social work activities without accommodation earned PHP15.6 billion or 18.5 percent and PHP2.3 billion or 2.8 percent, respectively.

Regionwise, for establishments with TE 20 and over, NCR contributed the highest revenue valued at PHP38.9 billion or 53.8 percent. CALABARZON came second with PHP7.1 billion or 9.8 percent. The lowest revenue was made by Autonomous Region in Muslim Mindanao with PHP130.2 million or 0.2 percent.

## Cost

Total cost (excluding compensation paid to employees) incurred by the sector amounted to PHP55.3 billion. Being the major contributors in revenue, hospital activities also had the largest proportion in cost with PHP42.4 billion or 76.7 percent. Medical and dental practice activities incurred a total of PHP10.4 billion or 18.8 percent while other human health activities spent the least cost of PHP99.4 million or 0.2 percent. Figure 4 shows the revenue generated and cost incurred by the human health and social work activities sector by industry group.

With respect to region, for establishments with TE 20 and over, being the major contributors in revenue, NCR also had the largest proportion in cost with PHP26.3 billion or 55.5 percent. This was followed by Central Visayas with PHP4.3 billion or 9.1 percent and CALABARZON with PHP4.0 billion or 8.5 percent.

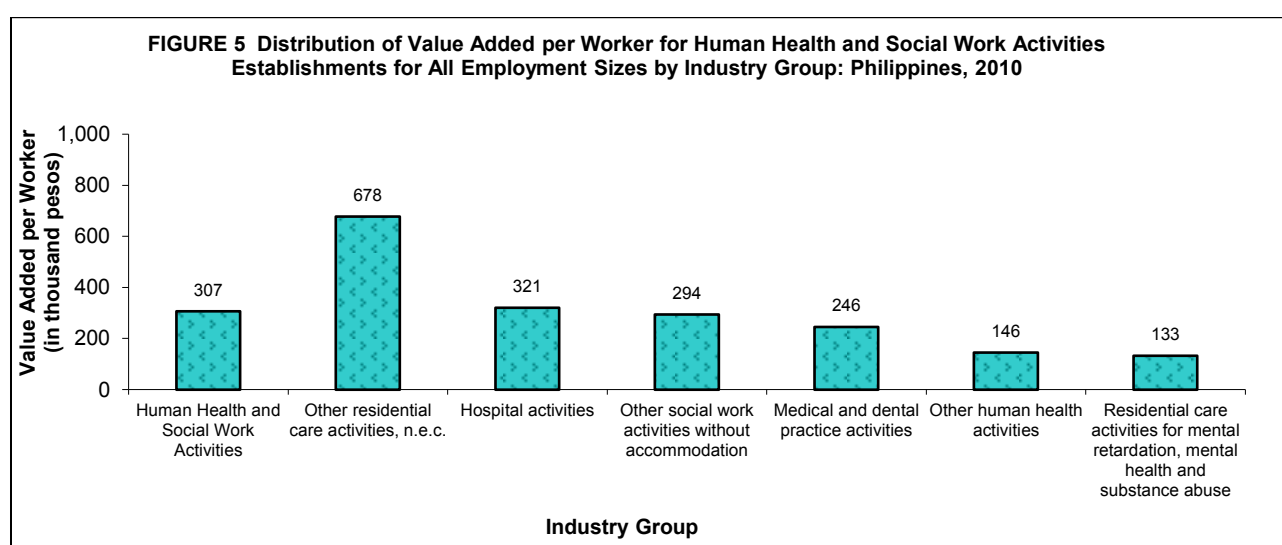


## Revenue per cost

Revenue-cost ratio, the revenue generated per peso cost, amounted to PHP1.5. Among industries, Other residential care activities recorded the highest with PHP2.5 revenue per peso cost. On the other hand, revenue per peso cost for hospital activities, medical and dental practices activities and other human health activities matched the national average.

## Value added

Value added was estimated at PHP37.7 billion. Among industries, hospital activities generated the biggest share to value added accounting for PHP29.3 billion or 77.7 percent. Medical and dental practice activities distantly followed with PHP6.6 billion or a share of 17.4 percent. Figure 5 displays the distribution of value added by industry group.



## Labor productivity

Value added per worker, a measure of labor productivity, amounted to PHP307,063 for this sector. Among industries, other residential care activities had the highest value added per worker with PHP678,330. Hospital activities was estimated at PHP321,363 while residential care activities for mental retardation, mental health and substance abuse industry reported the least at PHP132,914.

## Gross additions to tangible fixed assets

Gross additions to fixed assets, defined as capital expenditures less sale of fixed assets, totaled to PHP10.1 billion.

By industries, medical and dental practices activities acquired the highest addition to its fixed assets amounting to PHP5.2 billion or 51.4 percent. Hospital activities ranked second with

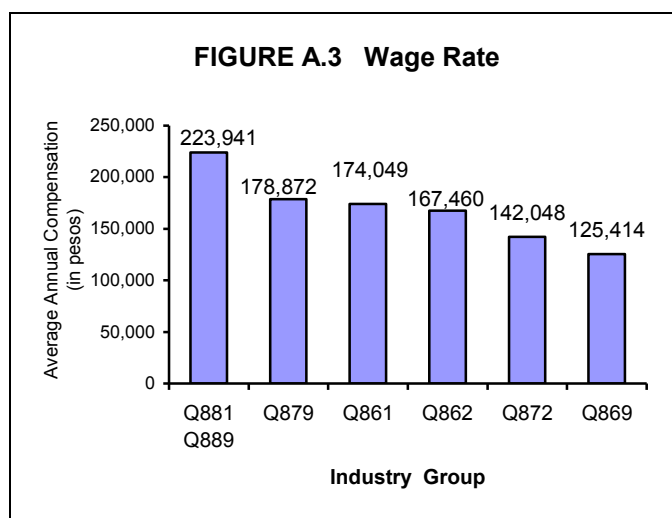
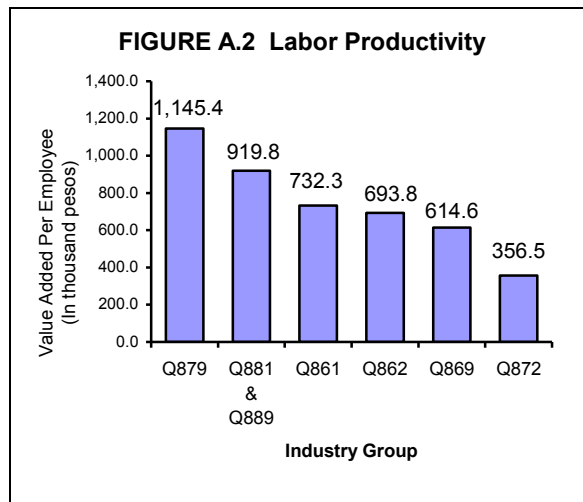
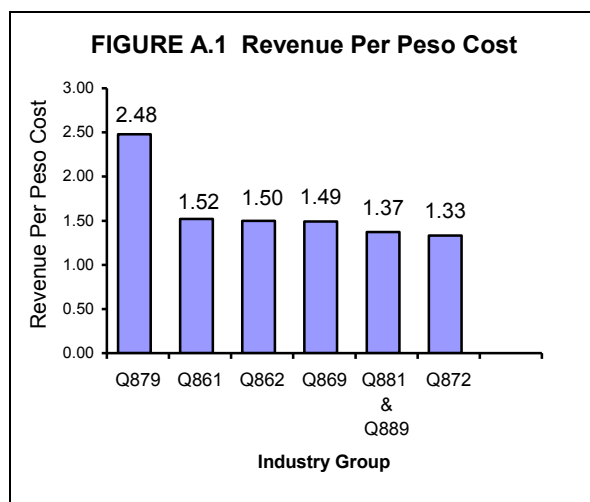
PHP4.8 billion or 47.8 percent. Residential care activities for mental retardation, mental health and substance abuse contributed the least with PHP5.2 million.

### **Change in inventories**

Change in inventories (ending less beginning inventory) amounted to PHP636.4 million. Among industries, hospital activities recorded the highest with PHP492.8 million followed by medical and dental practice activities with inventories amounting to PHP117.5 million.

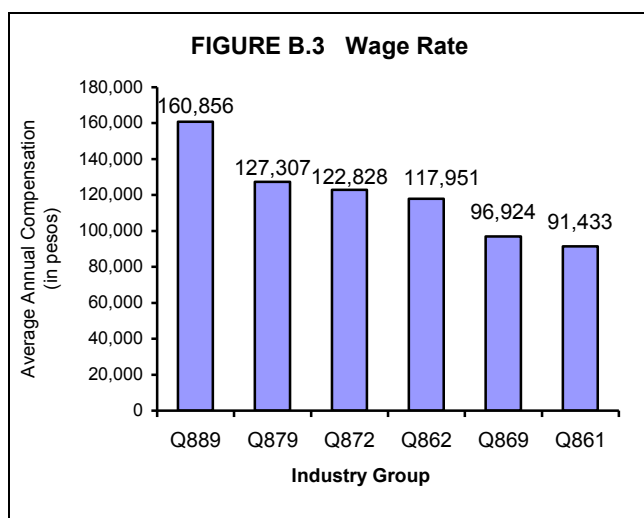
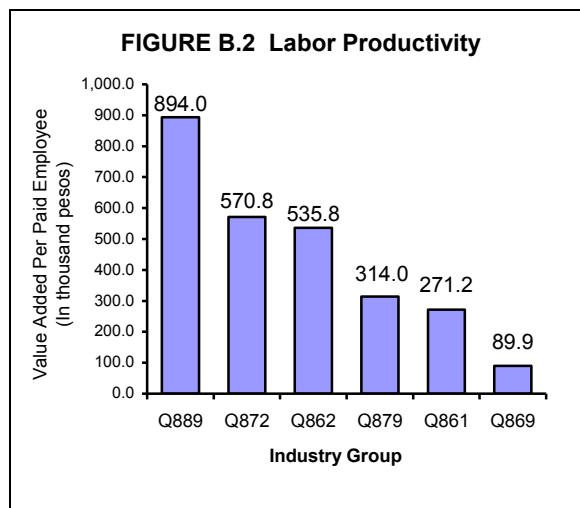
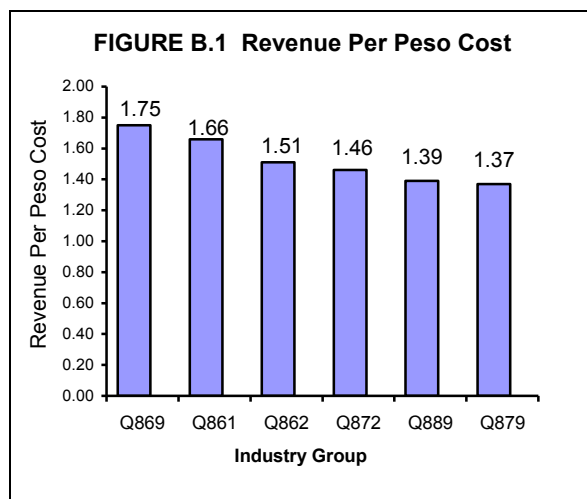


**FIGURE A Productivity Indicators for Human Health and Social Work Activities  
Establishments with Total Employment of 20 and Over: Philippines, 2010**



- Q861** - Hospital activities
- Q862** - Medical and dental practice activities
- Q869** - Other human health activities
- Q872** - Residential care activities for mental retardation, mental health and substance abuse
- Q879** - Other residential care activities, n.e.c.
- Q881** - Social work activities without accommodation for the elderly and disabled
- Q889** - Other social work activities without accommodation, n.e.c.

**FIGURE B Productivity Indicators for Human Health and Social Work Activities  
Establishments with Total Employment of Less Than 20: Philippines, 2010**



- Q861** - Hospital activities
- Q862** - Medical and dental practice activities
- Q869** - Other human health activities
- Q872** - Residential care activities for mental retardation, mental health and substance abuse
- Q879** - Other residential care activities, n.e.c.
- Q881** - Social work activities without accommodation for the elderly and disabled
- Q889** - Other social work activities without accommodation, n.e.c.

TABLE A Summary Statistics for Human Health and Social Work Activities Establishments for All Employment Sizes  
by Industry Group: Philippines, 2010

(Value in thousand pesos. Details may not add-up to total due to rounding and/or statistical disclosure control)

2009 PSIC Code	Industry Description	Number of Establishments	Employment as of November 15		Total Compensation	Total Revenue
			Total	Paid Employees		
		(1)	(2)	(3)	(4)	(5)

	<b>Philippines</b>	<b>4,451</b>	<b>122,816</b>	<b>119,504</b>	<b>19,464,780</b>	<b>84,325,925</b>
Q861	Hospital activities	871	91,191	89,860	15,275,454	64,635,266
Q862	Medical and dental practice activities	3,342	26,717	25,186	3,372,034	15,600,558
Q869	Other human health activities	58	432	334	38,157	147,960
Q872	Residential care activities for mental retardation, mental health and substance abuse	28	521	472	63,146	235,019
Q879	Other residential care activities, n.e.c.	49	1,410	1,302	222,812	1,382,734
Q881	Social work activities without accommodation for the elderly and disabled )					
Q889	Other social work activities without accommodation, n.e.c. )	103	2,545	2,351	493,177	2,324,389

2009 PSIC Code	Industry Description	Total Cost	Value Added	Gross Additions to Tangible Fixed Assets	Change in Inventories	Subsidies
		(6)	(7)	(8)	(9)	(10)

	<b>Philippines</b>	<b>55,332,057</b>	<b>37,712,274</b>	<b>10,132,446</b>	<b>636,377</b>	<b>-</b>
Q861	Hospital activities	42,422,540	29,305,380	4,839,127	492,763	-
Q862	Medical and dental practice activities	10,374,946	6,568,942	5,209,444	117,450	-
Q869	Other human health activities	99,359	63,005	13,777	155	-
Q872	Residential care activities for mental retardation, mental health and substance abuse	176,966	69,248	5,160	180	-
Q879	Other residential care activities, n.e.c.	557,560	956,446	41,337	2,956	-
Q881	Social work activities without accommodation for the elderly and disabled )					
Q889	Other social work activities without accommodation, n.e.c. )	1,700,687	749,255	23,602	22,872	-

) - Data combined

TABLE B Summary Statistics for Human Health and Social Work Activities Establishments with Total Employment of 20 and Over  
by Industry Group: Philippines, 2010

(Value in thousand pesos. Details may not add-up to total due to rounding and/or statistical disclosure control)

2009 PSIC Code	Industry Description	Number of Establishments	Employment as of November 15		Total Compensation	Total Revenue
			Total	Paid Employees		
		(1)	(2)	(3)	(4)	(5)
	<b>Philippines</b>	<b>738</b>	<b>98,204</b>	<b>96,954</b>	<b>16,899,340</b>	<b>72,294,399</b>
Q861	Hospital activities	516	86,533	85,447	14,871,957	63,372,144
Q862	Medical and dental practice activities	174	8,142	8,104	1,357,098	5,648,585
Q869	Other human health activities	4	208	203	25,459	127,828
Q872	Residential care activities for mental retardation, mental health and substance abuse	7	291	269	38,211	103,743
Q879	Other residential care activities, n.e.c.	14	1,131	1,109	198,369	1,295,444
Q881	Social work activities without accommodation for the elderly and disabled )					
Q889	Other social work activities without accommodation, n.e.c. )	23	1,899	1,823	408,245	1,746,655

2009 PSIC Code	Industry Description	Total Cost	Value Added	Gross Additions to Tangible Fixed Assets	Change in Inventories	Subsidies
		(6)	(7)	(8)	(9)	(10)
	<b>Philippines</b>	<b>47,397,803</b>	<b>32,525,997</b>	<b>5,253,641</b>	<b>541,020</b>	<b>-</b>
Q861	Hospital activities	41,659,850	28,698,382	4,803,669	474,013	-
Q862	Medical and dental practice activities	3,777,639	2,312,905	383,257	39,625	-
Q869	Other human health activities	93,984	48,069	13,172	206	-
Q872	Residential care activities for mental retardation, mental health and substance abuse	87,162	19,906	3,414	2	-
Q879	Other residential care activities, n.e.c.	494,052	922,264	40,950	1,062	-
Q881	Social work activities without accommodation for the elderly and disabled )					
Q889	Other social work activities without accommodation, n.e.c. )	1,285,117	524,472	9,180	26,112	-

) - Data combined

TABLE C Summary Statistics for Human Health and Social Work Activities Establishments with Total Employment of Less Than 20  
by Industry Group: Philippines, 2010

(Value in thousand pesos. Details may not add-up to total due to rounding and/or statistical disclosure control)

2009 PSIC Code	Industry Description	Number of Establishments	Employment as of November 15		Total Compensation	Total Revenue
			Total	Paid Employees		
		(1)	(2)	(3)	(4)	(5)
	<b>Philippines</b>	<b>3,713</b>	<b>24,612</b>	<b>22,550</b>	<b>2,565,440</b>	<b>12,031,526</b>
Q861	Hospital activities	355	4,657	4,413	403,496	1,263,122
Q862	Medical and dental practice activities	3,168	18,575	17,082	2,014,937	9,951,972
Q869	Other human health activities	54	224	131	12,697	20,132
Q872	Residential care activities for mental retardation, mental health and substance abuse	21	230	203	24,934	131,276
Q879	Other residential care activities, n.e.c.	35	278	192	24,443	87,290
Q889	Other social work activities without accommodation, n.e.c.	80	646	528	84,932	577,734

2009 PSIC Code	Industry Description	Total Cost	Value Added	Gross Additions to Tangible Fixed Assets	Change in Inventories	Subsidies
		(6)	(7)	(8)	(9)	(10)
	<b>Philippines</b>	<b>7,934,253</b>	<b>5,186,277</b>	<b>4,878,805</b>	<b>95,357</b>	<b>-</b>
Q861	Hospital activities	762,690	607,000	35,459	18,750	-
Q862	Medical and dental practice activities	6,597,307	4,256,038	4,826,187	77,825	-
Q869	Other human health activities	5,374	14,936	605	-51	-
Q872	Residential care activities for mental retardation, mental health and substance abuse	89,804	49,341	1,746	178	-
Q879	Other residential care activities, n.e.c.	63,509	34,181	387	1,894	-
Q889	Other social work activities without accommodation, n.e.c.	415,570	224,785	14,421	-3,240	-

TABLE D Summary Statistics for Human Health and Social Work Activities Establishments with Total Employment of 20 and Over  
by Region: Philippines, 2010

(Value in thousand pesos. Details may not add-up to total due to rounding and/or statistical disclosure control)

Region	Number of Establishments	Employment as of November 15		Total Compensation	Total Revenue
		Total	Paid Employees		
	(1)	(2)	(3)	(4)	(5)
<b>Philippines</b>	<b>738</b>	<b>98,204</b>	<b>96,954</b>	<b>16,899,340</b>	<b>72,294,399</b>
National Capital Region	249	39,334	39,077	9,033,297	38,891,616
Cordillera Administrative Region	5	789	780	191,889	662,302
I - Ilocos Region	30	2,538	2,529	255,999	1,064,582
II - Cagayan Valley	15	1,402	1,370	158,613	623,790
III - Central Luzon	72	7,218	7,069	844,508	3,184,763
IVA - CALABARZON	113	13,097	12,826	1,664,278	7,095,209
IVB - MIMAROPA	11	742	737	83,674	403,095
V - Bicol Region	28	2,452	2,404	273,809	989,963
VI - Western Visayas	25	6,327	6,242	1,038,519	3,759,829
VII - Central Visayas	45	7,924	7,780	1,212,569	6,468,622
VIII - Eastern Visayas	11	1,297	1,287	214,677	981,287
IX - Zamboanga Peninsula	21	2,049	2,013	210,093	830,387
X - Northern Mindanao	36	3,932	3,865	453,099	1,991,201
XI - Davao Region	34	4,578	4,540	748,544	3,220,285
XII - SOCCSKSARGEN	33	3,461	3,395	403,781	1,555,659
XIII - Caraga	7	811	804	84,304	441,634
Autonomous Region in Muslim Mindanao	3	252	235	27,688	130,173

Region	Total Cost	Value Added	Gross Additions to Tangible Fixed Assets	Change in Inventories	Subsidies
	(6)	(7)	(8)	(9)	(10)
<b>Philippines</b>	<b>47,397,803</b>	<b>32,525,997</b>	<b>5,253,641</b>	<b>541,020</b>	<b>-</b>
National Capital Region	26,300,689	16,824,281	2,102,569	176,843	-
Cordillera Administrative Region	157,729	539,806	18,051	1,058	-
I-Ilocos Region	763,455	378,560	55,476	3,268	-
II - Cagayan Valley	455,584	222,796	53,196	7,106	-
III - Central Luzon	1,951,935	1,546,872	658,911	28,586	-
IVA - CALABARZON	4,017,842	3,828,032	495,166	60,695	-
IVB - MIMAROPA	217,153	252,697	34,622	44,066	-
V - Bicol Region	620,703	505,489	80,103	17,696	-
VI - Western Visayas	2,440,663	1,681,206	319,790	41,230	-
VII - Central Visayas	4,300,424	2,737,362	635,986	86,975	-
VIII - Eastern Visayas	660,718	434,556	98,817	28,331	-
IX - Zamboanga Peninsula	564,438	346,234	156,385	-2,118	-
X - Northern Mindanao	1,289,369	952,840	58,940	16,146	-
XI - Davao Region	2,126,420	1,391,918	305,750	5,432	-
XII - SOCCSKSARGEN	1,091,261	685,326	163,455	16,998	-
XIII - Caraga	331,141	164,012	13,792	4,816	-
Autonomous Region in Muslim Mindanao	108,280	34,003	2,631	3,890	-

# **Statistical Tables**

**for All Employment Sizes**

**National Tables**

# **Statistical Tables**

**for All Employment Sizes**

**National Tables**



TABLE 1 Summary Statistics for Human Health and Social Work Activities Establishments for All Employment Sizes  
by Industry Sub-Class: Philippines, 2010

(Value in thousand pesos. Details may not add-up to total due to rounding and/or statistical disclosure control)

2009 PSIC Code	Industry Description	Number of Establishments	Employment as of November 15		Total Compensation	Total Revenue
			Total	Paid Employees		
		(1)	(2)	(3)	(4)	(5)
	<b>Philippines</b>	<b>4,451</b>	<b>122,816</b>	<b>119,504</b>	<b>19,464,780</b>	<b>84,325,925</b>
Q86121	Private general hospitals activities	792	90,671	89,413	15,240,545	64,485,741
Q86122	Private sanitaria and other similar activities	76	377	309	27,207	105,282
Q86123	Private mental health and substance abuse hospitals	s	s	s	s	s
Q86221	Private medical activities	2,263	20,030	19,077	2,694,383	13,023,622
Q86222	Private dental and laboratory services	491	1,964	1,608	169,267	597,418
Q86223	Child care clinics	38	162	150	13,298	36,724
Q86229	Private medical, dental and other health activities, n.e.c.	550	4,562	4,351	495,086	1,942,793
Q86900	Other human health activities	58	432	334	38,157	147,960
Q87201	Rehabilitation of people addicted to drugs or alcohol	17	318	276	45,371	168,172
Q87202	Caring for the mentally and physically handicapped	11	203	196	17,775	66,847
Q87901	Child care services	23	827	765	124,086	954,810
Q87903	Caring for the aged and orphans	13	231	190	33,406	192,452
Q87909	Other residential care activities, n.e.c.	13	352	346	65,320	235,472
Q88103	Vocational rehabilitation and habilitation activities for disabled adults	s	s	s	s	s
Q88901	Welfare and guidance counseling activities for children and adolescents	10	146	146	41,910	270,278
Q88902	Child-care activities (including for the handicapped)	10	324	283	46,074	178,050
Q88904	Charitable activities	53	1,778	1,663	340,146	1,346,894
Q88909	Other social work activities without accommodation, n.e.c.	28	254	217	57,710	513,855

2009 PSIC Code	Industry Description	Total Cost	Value Added	Gross Additions to Tangible Fixed Assets	Change in Inventories	Subsidies
		(6)	(7)	(8)	(9)	(10)
	<b>Philippines</b>	<b>55,332,057</b>	<b>37,712,274</b>	<b>10,132,446</b>	<b>636,377</b>	<b>-</b>
Q86121	Private general hospitals activities	42,326,532	29,233,973	4,835,687	491,015	-
Q86122	Private sanitaria and other similar activities	66,451	51,610	3,440	1,656	-
Q86123	Private mental health and substance abuse hospitals	s	s	s	s	s
Q86221	Private medical activities	8,751,891	5,362,372	5,016,747	117,119	-
Q86222	Private dental and laboratory services	341,260	299,751	931	5,763	-
Q86223	Child care clinics	21,605	18,882	13,875	669	-
Q86229	Private medical, dental and other health activities, n.e.c.	1,260,189	887,935	177,890	(6,100)	-
Q86900	Other human health activities	99,359	63,005	13,777	155	-
Q87201	Rehabilitation of people addicted to drugs or alcohol	124,433	52,995	3,431	-	-
Q87202	Caring for the mentally and physically handicapped	52,533	16,251	1,729	180	-
Q87901	Child care services	311,933	720,658	30,007	808	-
Q87903	Caring for the aged and orphans	94,541	132,923	-	(480)	-
Q87909	Other residential care activities, n.e.c.	151,086	102,865	11,330	2,628	-
Q88103	Vocational rehabilitation and habilitation activities for disabled adults	s	s	s	s	s
Q88901	Welfare and guidance counseling activities for children and adolescents	232,852	41,887	395	(60)	-
Q88902	Child-care activities (including for the handicapped)	126,804	58,637	4,227	(304)	-
Q88904	Charitable activities	1,040,690	360,466	5,817	27,354	-
Q88909	Other social work activities without accommodation, n.e.c.	282,014	278,463	13,055	(4,193)	-

s - Data suppressed

TABLE 2 Number of Establishments and Employment by Type and Sex for Human Health and Social Work Activities Establishments  
for All Employment Sizes by Industry Sub-Class: Philippines, 2010

(Details may not add-up to total due to rounding and/or statistical disclosure control)

2009 PSIC Code	Industry Description	Number of Establishments	Employment as of November 15					
			Total		Paid		Unpaid	
			Male	Female	Male	Female	Male	Female
		(1)	(2)	(3)	(4)	(5)	(6)	(7)
	<b>Philippines</b>	<b>4,451</b>	<b>41,848</b>	<b>80,968</b>	<b>40,494</b>	<b>79,010</b>	<b>1,282</b>	<b>2,011</b>
Q86121	Private general hospitals activities	792	31,085	59,586	30,511	58,902	514	744
Q86122	Private sanitaria and other similar activities	76	52	325	52	257	-	68
Q86123	Private mental health and substance abuse hospitals	s	s	s	s	s	s	s
Q86221	Private medical activities	2,263	6,237	13,792	5,852	13,225	386	568
Q86222	Private dental and laboratory services	491	737	1,226	607	1,001	130	225
Q86223	Child care clinics	38	12	150	12	138	-	12
Q86229	Private medical, dental and other health activities, n.e.c.	550	1,581	2,982	1,503	2,848	77	134
Q86900	Other human health activities	58	166	266	108	226	57	41
Q87201	Rehabilitation of people addicted to drugs or alcohol	17	201	117	172	104	29	13
Q87202	Caring for the mentally and physically handicapped	11	110	94	108	89	2	5
Q87901	Child care services	23	294	533	287	478	7	55
Q87903	Caring for the aged and orphans	13	55	176	47	143	8	33
Q87909	Other residential care activities, n.e.c.	13	125	226	122	224	3	2
Q88103	Vocational rehabilitation and habilitation activities for disabled adults	s	s	s	s	s	s	s
Q88901	Welfare and guidance counseling activities for children and adolescents	10	44	103	44	103	-	-
Q88902	Child-care activities (including for the handicapped)	10	90	234	76	207	2	20
Q88904	Charitable activities	53	842	936	788	875	54	61
Q88909	Other social work activities without accommodation, n.e.c.	28	124	130	113	105	11	25

TABLE 3 Number of Establishments and Compensation of Paid Employees for Human Health and Social Work Activities Establishments  
for All Employment Sizes by Industry Sub-Class: Philippines, 2010

(Value in thousand pesos. Details may not add-up to total due to rounding and/or statistical disclosure control)

2009 PSIC Code	Industry Description	Number of Establishments	Compensation			
			Total	Gross Salaries and Wages	Separation, Retirement/ Terminal Pay, Gratuities, etc.	Social Contributions Paid by Employers
			(1)	(2)	(3)	(4)
	<b>Philippines</b>	<b>4,451</b>	<b>19,464,780</b>	<b>17,773,195</b>	<b>387,663</b>	<b>1,303,922</b>
Q86121	Private general hospitals activities	792	15,240,545	13,892,567	348,097	999,881
Q86122	Private sanitaria and other similar activities	76	27,207	25,088	259	1,860
Q86123	Private mental health and substance abuse hospitals	s	s	s	s	s
Q86221	Private medical activities	2,263	2,694,383	2,495,024	15,844	183,515
Q86222	Private dental and laboratory services	491	169,267	155,041	1,170	13,056
Q86223	Child care clinics	38	13,298	12,529	-	769
Q86229	Private medical, dental and other health activities, n.e.c.	550	495,086	449,708	6,936	38,443
Q86900	Other human health activities	58	38,157	36,311	109	1,737
Q87201	Rehabilitation of people addicted to drugs or alcohol	17	45,371	40,070	2,103	3,198
Q87202	Caring for the mentally and physically handicapped	11	17,775	16,629	-	1,145
Q87901	Child care services	23	124,086	114,005	1,066	9,015
Q87903	Caring for the aged and orphans	13	33,406	30,557	121	2,727
Q87909	Other residential care activities, n.e.c.	13	65,320	61,421	195	3,704
Q88103	Vocational rehabilitation and habilitation activities for disabled adults	s	s	s	s	s
Q88901	Welfare and guidance counseling activities for children and adolescents	10	41,910	33,748	6,328	1,833
Q88902	Child-care activities (including for the handicapped)	10	46,074	41,317	1,865	2,891
Q88904	Charitable activities	53	340,146	301,981	888	37,277
Q88909	Other social work activities without accommodation, n.e.c.	28	57,710	53,196	2,646	1,868

s - Data suppressed

TABLE 4 Number of Establishments and Revenue by Type for Human Health and Social Work Activities Establishments for All Employment Sizes  
by Industry Sub-Class: Philippines, 2010

(Value in thousand pesos. Details may not add-up to total due to rounding and/or statistical disclosure control)

2009 PSIC Code	Industry Description	Number of Establishments	Revenue				
			Total	Revenue from Main Activity	Interest Income	Value of Non-Industrial Services Done for Others	Dividend Income
			(1)	(2)	(3)	(4)	(5)
	Philippines	4,451	84,325,925	74,640,971	-	1,109,144	23,789
Q86121	Private general hospitals activities	792	64,485,741	56,276,502	-	833,756	12,604
Q86122	Private sanitaria and other similar activities	76	105,282	100,616	-	410	-
Q86123	Private mental health and substance abuse hospitals	s	s	s	s	s	s
Q86221	Private medical activities	2,263	13,023,622	11,828,522	-	89,779	1,792
Q86222	Private dental and laboratory services	491	597,418	580,683	-	5,906	-
Q86223	Child care clinics	38	36,724	36,339	-	-	-
Q86229	Private medical, dental and other health activities, n.e.c.	550	1,942,793	1,907,926	-	17,667	1
Q86900	Other human health activities	58	147,960	138,866	-	2,818	642
Q87201	Rehabilitation of people addicted to drugs or alcohol	17	168,172	161,334	-	5,423	-
Q87202	Caring for the mentally and physically handicapped	11	66,847	66,387	-	213	-
Q87901	Child care services	23	954,810	910,884	-	33,251	4
Q87903	Caring for the aged and orphans	13	192,452	188,465	-	3,412	-
Q87909	Other residential care activities, n.e.c.	13	235,472	233,944	-	84	38
Q88103	Vocational rehabilitation and habilitation activities for disabled adults	s	s	s	s	s	s
Q88901	Welfare and guidance counseling activities for children and adolescents	10	270,278	269,979	-	284	-
Q88902	Child-care activities (including for the handicapped)	10	178,050	173,688	-	4,210	-
Q88904	Charitable activities	53	1,346,894	1,240,820	-	103,591	218
Q88909	Other social work activities without accommodation, n.e.c.	28	513,855	471,773	-	8,234	8,490

2009 PSIC Code	Industry Description	Revenue						
		Commissions and Fees Earned	Service Charges	Value of Goods for Resale	Royalty Income	Franchise Income	Foreign Exchange Gains	Other Income
		(7)	(8)	(9)	(10)	(11)	(12)	(13)
	<b>Philippines</b>	<b>35,714</b>	<b>1,823</b>	<b>8,300,953</b>	<b>-</b>	<b>-</b>	<b>11,076</b>	<b>202,455</b>
Q86121	Private general hospitals activities	21,912	440	7,196,427	-	-	10,859	133,240
Q86122	Private sanitaria and other similar activities	-	-	4,127	-	-	-	128
Q86123	Private mental health and substance abuse hospitals	s	s	s	s	s	s	s
Q86221	Private medical activities	13,803	478	1,055,663	-	-	-	33,586
Q86222	Private dental and laboratory services	-	-	3,237	-	-	-	7,592
Q86223	Child care clinics	-	-	385	-	-	-	-
Q86229	Private medical, dental and other health activities, n.e.c.	-	-	13,144	-	-	-	4,054
Q86900	Other human health activities	-	-	4,623	-	-	-	1,012
Q87201	Rehabilitation of people addicted to drugs or alcohol	-	-	-	-	-	-	1,414
Q87202	Caring for the mentally and physically handicapped	-	-	-	-	-	-	247
Q87901	Child care services	-	-	1,653	-	-	170	8,848
Q87903	Caring for the aged and orphans	-	-	-	-	-	-	575
Q87909	Other residential care activities, n.e.c.	-	451	-	-	-	-	955
Q88103	Vocational rehabilitation and habilitation activities for disabled adults	s	s	s	s	s	s	s
Q88901	Welfare and guidance counseling activities for children and adolescents	-	-	15	-	-	-	-
Q88902	Child-care activities (including for the handicapped)	-	-	-	-	-	26	125
Q88904	Charitable activities	-	-	-	-	-	21	2,243
Q88909	Other social work activities without accommodation, n.e.c.	-	454	16,468	-	-	-	8,436

s - Data suppressed

TABLE 4.1 Number of Establishments and Revenue from Main Activity by Type of Transaction for Human Health and Social Work Activities Establishments  
for All Employment Sizes by Industry Sub-Class: Philippines, 2010

(Value in thousand pesos. Details may not add-up to total due to rounding and/or statistical disclosure control)

2009 PSIC Code	Industry Description	Number of Establishments	Revenue from Main Activity		
			Total	Transactions Within the Country	Transactions Outside the Country
			(1)	(2)	(3)
	<b>Philippines</b>	4,451	74,640,971	74,640,971	-
Q86121	Private general hospitals activities	792	56,276,502	56,276,502	-
Q86122	Private sanitaria and other similar activities	76	100,616	100,616	-
Q86123	Private mental health and substance abuse hospitals	s	s	s	s
Q86221	Private medical activities	2,263	11,828,522	11,828,522	-
Q86222	Private dental and laboratory services	491	580,683	580,683	-
Q86223	Child care clinics	38	36,339	36,339	-
Q86229	Private medical, dental and other health activities, n.e.c.	550	1,907,926	1,907,926	-
Q86900	Other human health activities	58	138,866	138,866	-
Q87201	Rehabilitation of people addicted to drugs or alcohol	17	161,334	161,334	-
Q87202	Caring for the mentally and physically handicapped	11	66,387	66,387	-
Q87901	Child care services	23	910,884	910,884	-
Q87903	Caring for the aged and orphans	13	188,465	188,465	-
Q87909	Other residential care activities, n.e.c.	13	233,944	233,944	-
Q88103	Vocational rehabilitation and habilitation activities for disabled adults	s	s	s	-
Q88901	Welfare and guidance counseling activities for children and adolescents	10	269,979	269,979	-
Q88902	Child-care activities (including for the handicapped)	10	173,688	173,688	-
Q88904	Charitable activities	53	1,240,820	1,240,820	-
Q88909	Other social work activities without accommodation, n.e.c.	28	471,773	471,773	-

TABLE 4.2 Number of Establishments and Value of Non-Industrial Services Done for Others by Human Health and Social Work Activities Establishments  
for All Employment Sizes by Industry Sub-Class: Philippines, 2010

(Value in thousand pesos. Details may not add-up to total due to rounding and/or statistical disclosure control)

2009 PSIC Code	Industry Description	Number of Establishments	Non-Industrial Services Done for Others				
			Total	Rent Income from Land	Rental Income from Building and Structures	Other Rental Income	Other Non-Industrial Services Done for Others
			(1)	(2)	(3)	(4)	(5)
	<b>Philippines</b>	4,451	1,109,144	-	319,850	198,515	590,779
Q86121	Private general hospitals activities	792	833,756	-	222,051	124,709	486,996
Q86122	Private sanitaria and other similar activities	76	410	-	-	129	281
Q86123	Private mental health and substance abuse hospitals	s	s	s	s	s	s
Q86221	Private medical activities	2,263	89,779	-	55,327	240	34,213
Q86222	Private dental and laboratory services	491	5,906	-	4,043	-	1,862
Q86223	Child care clinics	38	-	-	-	-	-
Q86229	Private medical, dental and other health activities, n.e.c.	550	17,667	-	4,549	61	13,058
Q86900	Other human health activities	58	2,818	-	2,262	51	505
Q87201	Rehabilitation of people addicted to drugs or alcohol	17	5,423	-	-	-	5,423
Q87202	Caring for the mentally and physically handicapped	11	213	-	198	-	15
Q87901	Child care services	23	33,251	-	-	-	33,251
Q87903	Caring for the aged and orphans	13	3,412	-	-	-	3,412
Q87909	Other residential care activities, n.e.c.	13	84	-	-	-	84
Q88103	Vocational rehabilitation and habilitation activities for disabled adults	s	s	s	s	s	s
Q88901	Welfare and guidance counseling activities for children and adolescents	10	284	-	-	-	284
Q88902	Child-care activities (including for the handicapped)	10	4,210	-	-	-	4,210
Q88904	Charitable activities	53	103,591	-	28,020	73,325	2,246
Q88909	Other social work activities without accommodation, n.e.c.	28	8,234	-	3,399	-	4,835

s - Data suppressed

TABLE 5 Number of Establishments and Cost by Type for Human Health and Social Work Activities Establishments  
for All Employment Sizes by Industry Sub-Class: Philippines, 2010

(Value in thousand pesos. Details may not add-up to total due to rounding and/or statistical disclosure control)

2009 PSIC Code	Industry Description	Number of Establishments	Cost			
			Total	Materials and Supplies Purchased	Fuels, Lubricants, Oils and Greases Purchased	Electricity and Water Purchased
		(1)	(2)	(3)	(4)	(5)
Philippines		4,451	55,332,057	21,974,406	453,017	4,232,404
Q86121	Private general hospitals activities	792	42,326,532	17,058,411	259,016	3,473,282
Q86122	Private sanitaria and other similar activities	76	66,451	20,862	1,696	6,922
Q86123	Private mental health and substance abuse hospitals	s	s	s	s	s
Q86221	Private medical activities	2,263	8,751,891	2,920,680	138,402	546,313
Q86222	Private dental and laboratory services	491	341,260	130,196	8,679	25,609
Q86223	Child care clinics	38	21,605	7,350	1,089	2,720
Q86229	Private medical, dental and other health activities, n.e.c.	550	1,260,189	482,826	19,094	87,956
Q86900	Other human health activities	58	99,359	21,604	314	4,930
Q87201	Rehabilitation of people addicted to drugs or alcohol	17	124,433	31,740	2,872	4,704
Q87202	Caring for the mentally and physically handicapped	11	52,533	13,763	436	1,683
Q87901	Child care services	23	311,933	113,458	7,481	22,773
Q87903	Caring for the aged and orphans	13	94,541	32,552	716	8,304
Q87909	Other residential care activities, n.e.c.	13	151,086	28,615	3,173	6,213
Q88103	Vocational rehabilitation and habilitation activities for disabled adults	s	s	s	s	s
Q88901	Welfare and guidance counseling activities for children and adolescents	10	232,852	110,018	643	3,593
Q88902	Child-care activities (including for the handicapped)	10	126,804	74,294	1,546	4,557
Q88904	Charitable activities	53	1,040,690	816,606	4,618	22,269
Q88909	Other social work activities without accommodation, n.e.c.	28	282,014	101,541	2,977	6,642

2009 PSIC Code	Industry Description	Cost					
		Industrial Services Done by Others	Non-Industrial Services Done by Others	Interest Expense	Goods Purchased for Resale	Taxes on Product and Production	Research and Experimental Development
		(6)	(7)	(8)	(9)	(10)	(11)
<b>Philippines</b>		<b>2,209,073</b>	<b>9,639,421</b>	<b>875,174</b>	<b>7,162,738</b>	<b>679,023</b>	<b>147,720</b>
Q86121	Private general hospitals activities	1,432,892	5,975,176	762,419	6,156,822	370,191	57,485
Q86122	Private sanitaria and other similar activities	4,726	16,698	-	3,177	2,370	326
Q86123	Private mental health and substance abuse hospitals	s	s	s	s	s	s
Q86221	Private medical activities	648,661	2,495,118	79,494	968,725	230,576	6,557
Q86222	Private dental and laboratory services	18,015	114,564	20	2,889	10,083	37
Q86223	Child care clinics	258	5,669	424	1,425	622	-
Q86229	Private medical, dental and other health activities, n.e.c.	28,380	412,469	11,318	11,651	41,047	229
Q86900	Other human health activities	19,254	34,455	-	3,568	2,947	344
Q87201	Rehabilitation of people addicted to drugs or alcohol	6,574	67,413	40	-	2,324	-
Q87202	Caring for the mentally and physically handicapped	126	34,578	-	-	298	-
Q87901	Child care services	6,107	84,434	2,612	-	616	-
Q87903	Caring for the aged and orphans	4,097	12,680	406	-	354	-
Q87909	Other residential care activities, n.e.c.	2,552	91,248	2,010	-	2,134	243
Q88103	Vocational rehabilitation and habilitation activities for disabled adults	s	s	s	s	s	s
Q88901	Welfare and guidance counseling activities for children and adolescents	-	18,682	-	10	139	81,435
Q88902	Child-care activities (including for the handicapped)	291	37,365	-	-	276	-
Q88904	Charitable activities	33,630	132,041	1,031	-	7,348	60
Q88909	Other social work activities without accommodation, n.e.c.	3,293	96,578	15,398	9,260	5,624	1,000

TABLE 5 Number of Establishments and Cost by Type for Human Health and Social Work Activities Establishments for All Employment Sizes by Industry Sub-Class: Philippines, 2010 (Concluded)

(Value in thousand pesos. Details may not add-up to total due to rounding and/or statistical disclosure control)

2009 PSIC Code	Industry Description	Cost						
		Environmental Protection Expense	Royalty Fee	Franchise Fee	Foreign Exchange Losses	Bad and Doubtful Debts	Depreciation of Fixed Assets	Other Cost
		(12)	(13)	(14)	(15)	(16)	(17)	(18)
	<b>Philippines</b>	<b>37,824</b>	<b>-</b>	<b>1,186</b>	<b>16,054</b>	<b>696,536</b>	<b>5,850,109</b>	<b>1,357,374</b>
Q86121	Private general hospitals activities	33,158	-	444	6,975	629,548	4,838,080	1,272,633
Q86122	Private sanitaria and other similar activities	78	-	-	-	-	8,753	842
Q86123	Private mental health and substance abuse hospitals	s	s	s	s	s	s	s
Q86221	Private medical activities	3,869	-	741	3,454	38,211	623,577	47,512
Q86222	Private dental and laboratory services	-	-	-	-	931	26,797	3,441
Q86223	Child care clinics	-	-	-	-	-	2,050	-
Q86229	Private medical, dental and other health activities, n.e.c.	567	-	-	-	881	158,187	5,584
Q86900	Other human health activities	-	-	-	-	64	11,879	-
Q87201	Rehabilitation of people addicted to drugs or alcohol	-	-	-	-	-	6,893	1,873
Q87202	Caring for the mentally and physically handicapped	-	-	-	18	201	1,242	190
Q87901	Child care services	61	-	-	109	22,431	51,377	472
Q87903	Caring for the aged and orphans	-	-	-	-	-	34,730	700
Q87909	Other residential care activities, n.e.c.	-	-	-	1,544	706	9,496	3,153
Q88103	Vocational rehabilitation and habilitation activities for disabled adults	s	s	s	s	s	s	s
Q88901	Welfare and guidance counseling activities for children and adolescents	-	-	-	701	-	3,681	13,950
Q88902	Child-care activities (including for the handicapped)	-	-	-	1,347	-	6,098	1,029
Q88904	Charitable activities	90	-	-	1,454	150	17,164	4,228
Q88909	Other social work activities without accommodation, n.e.c.	-	-	-	452	3,412	34,418	1,418

TABLE 5.1 Number of Establishments and Cost of Industrial Services Done by Others for Human Health and Social Work Activities Establishments for All Employment Sizes by Industry Sub-Class: Philippines, 2010

(Value in thousand pesos. Details may not add-up to total due to rounding and/or statistical disclosure control)

2009 PSIC Code	Industry Description	Number of Establishments	Industrial Services Done by Others		
			Total	Contract and Commission Work	Other Industrial Services
			(1)	(2)	(3)
	<b>Philippines</b>	<b>4,451</b>	<b>2,209,073</b>	<b>-</b>	<b>2,209,073</b>
Q86121	Private general hospitals activities	792	1,432,892	-	1,432,892
Q86122	Private sanitaria and other similar activities	76	4,726	-	4,726
Q86123	Private mental health and substance abuse hospitals	s	s	s	s
Q86221	Private medical activities	2,263	648,661	-	648,661
Q86222	Private dental and laboratory services	491	18,015	-	18,015
Q86223	Child care clinics	38	258	-	258
Q86229	Private medical, dental and other health activities, n.e.c.	550	28,380	-	28,380
Q86900	Other human health activities	58	19,254	-	19,254
Q87201	Rehabilitation of people addicted to drugs or alcohol	17	6,574	-	6,574
Q87202	Caring for the mentally and physically handicapped	11	126	-	126
Q87901	Child care services	23	6,107	-	6,107
Q87903	Caring for the aged and orphans	13	4,097	-	4,097
Q87909	Other residential care activities, n.e.c.	13	2,552	-	2,552
Q88103	Vocational rehabilitation and habilitation activities for disabled adults	s	s	s	s
Q88901	Welfare and guidance counseling activities for children and adolescents	10	-	-	-
Q88902	Child-care activities (including for the handicapped)	10	291	-	291
Q88904	Charitable activities	53	33,630	-	33,630
Q88909	Other social work activities without accommodation, n.e.c.	28	3,293	-	3,293

s - Data suppressed

TABLE 5.2 Number of Establishments and Cost of Non-Industrial Services Done by Others for Human Health and Social Work Activities Establishments and for All Employment Sizes by Industry Sub-Class: Philippines, 2010

(Value in thousand pesos. Details may not add-up to total due to rounding and/or statistical disclosure control)

2009 PSIC Code	Industry Description	Number of Establishments	Non-Industrial Services Done by Others				
			Total	Rent Expense for Land	Rental Expense for Building and Structures	Other Rental Expense	Other Non- Industrial Services
		(1)	(2)	(3)	(4)	(5)	(6)
	<b>Philippines</b>	<b>4,451</b>	<b>9,626,671</b>	<b>214,060</b>	<b>1,472,229</b>	<b>205,145</b>	<b>7,735,238</b>
Q86121	Private general hospitals activities	792	5,962,426	179,687	101,425	159,404	5,521,911
Q86122	Private sanitaria and other similar activities	76	16,698	750	2,828	87	13,033
Q86123	Private mental health and substance abuse hospitals	s	s	s	s	s	s
Q86221	Private medical activities	2,263	2,495,118	20,421	1,079,174	29,910	1,365,613
Q86222	Private dental and laboratory services	491	114,564	8,468	63,537	-	42,559
Q86223	Child care clinics	38	5,669	-	1,386	-	4,283
Q86229	Private medical, dental and other health activities, n.e.c.	550	412,469	4,416	149,825	6,489	251,739
Q86900	Other human health activities	58	34,455	-	8,220	50	26,184
Q87201	Rehabilitation of people addicted to drugs or alcohol	17	67,413	-	7,499	43	59,871
Q87202	Caring for the mentally and physically handicapped	11	34,578	305	1,192	-	33,081
Q87901	Child care services	23	84,434	-	7,604	-	76,830
Q87903	Caring for the aged and orphans	13	12,680	-	5,459	-	7,221
Q87909	Other residential care activities, n.e.c.	13	91,248	-	8,805	79	82,364
Q88103	Vocational rehabilitation and habilitation activities for disabled adults	s	s	s	s	s	s
Q88901	Welfare and guidance counseling activities for children and adolescents	10	18,682	-	3,393	9,078	6,211
Q88902	Child-care activities (including for the handicapped)	10	37,365	12	959	-	36,395
Q88904	Charitable activities	53	132,041	-	16,232	-	115,809
Q88909	Other social work activities without accommodation, n.e.c.	28	96,578	-	10,096	5	86,477

TABLE 6 Number of Establishments and Capital Expenditures of Tangible Fixed Assets by Type for Human Health and Social Work Activities Establishments for All Employment Sizes by Industry Sub-Class: Philippines, 2010

(Value in thousand pesos. Details may not add-up to total due to rounding and/or statistical disclosure control)

2009 PSIC Code	Industry Description	Number of Establishments	Capital Expenditures of Tangible Fixed Assets			
			Total	Land	Buildings, Other Structures and Land Improvements	Transport Equipment
		(1)	(2)	(3)	(4)	(5)
Philippines		4,451	10,276,411	301,225	4,904,935	424,368
Q86121	Private general hospitals activities	792	4,956,389	292,949	1,570,031	358,513
Q86122	Private sanitaria and other similar activities	76	3,440	-	-	1,448
Q86123	Private mental health and substance abuse hospitals	s	s	s	s	s
Q86221	Private medical activities	2,263	5,038,168	4,170	3,276,527	30,306
Q86222	Private dental and laboratory services	491	931	-	-	-
Q86223	Child care clinics	38	13,875	-	130	12,250
Q86229	Private medical, dental and other health activities, n.e.c.	550	177,890	35	34,814	11,966
Q86900	Other human health activities	58	13,777	-	2,503	-
Q87201	Rehabilitation of people addicted to drugs or alcohol	17	3,431	-	733	170
Q87202	Caring for the mentally and physically handicapped	11	1,729	-	327	1,136
Q87901	Child care services	23	30,007	35	14,146	4,735
Q87903	Caring for the aged and orphans	13	-	-	-	-
Q87909	Other residential care activities, n.e.c.	13	12,643	3,821	2,695	432
Q88103	Vocational rehabilitation and habilitation activities for disabled adults	s	s	s	s	s
Q88901	Welfare and guidance counseling activities for children and adolescents	10	395	-	-	-
Q88902	Child-care activities (including for the handicapped)	10	4,227	-	1,461	-
Q88904	Charitable activities	53	5,817	215	756	2,379
Q88909	Other social work activities without accommodation, n.e.c.	28	13,584	-	813	1,034

TABLE 6 Number of Establishments and Capital Expenditures of Tangible Fixed Assets by Type for Human Health and Social Work Activities Establishments for All Employment Sizes by Industry Sub-Class: Philippines, 2010

(Value in thousand pesos. Details may not add-up to total due to rounding and/or statistical disclosure control)

2009 PSIC Code	Industry Description	Capital Expenditures of Tangible Fixed Assets			
		ICT Machinery and Equipment	Other Machinery and Equipment	Valuables	Other Tangible Fixed Assets
		(6)	(7)	(8)	(9)
<b>Philippines</b>		<b>842,828</b>	<b>3,779,420</b>	<b>171</b>	<b>23,464</b>
Q86121	Private general hospitals activities	692,607	2,027,907	171	14,211
Q86122	Private sanitaria and other similar activities	152	1,840	-	-
Q86123	Private mental health and substance abuse hospitals	s	s	s	s
Q86221	Private medical activities	114,918	1,602,995	-	9,252
Q86222	Private dental and laboratory services	-	931	-	-
Q86223	Child care clinics	1,050	446	-	-
Q86229	Private medical, dental and other health activities, n.e.c.	20,196	110,880	-	-
Q86900	Other human health activities	3,772	7,502	-	-
Q87201	Rehabilitation of people addicted to drugs or alcohol	1,779	750	-	-
Q87202	Caring for the mentally and physically handicapped	259	7	-	-
Q87901	Child care services	3,069	8,022	-	-
Q87903	Caring for the aged and orphans	-	-	-	-
Q87909	Other residential care activities, n.e.c.	1,323	4,373	-	-
Q88103	Vocational rehabilitation and habilitation activities for disabled adults	s	s	s	s
Q88901	Welfare and guidance counseling activities for children and adolescents	395	-	-	-
Q88902	Child-care activities (including for the handicapped)	171	2,595	-	-
Q88904	Charitable activities	992	1,475	-	-
Q88909	Other social work activities without accommodation, n.e.c.	2,038	9,698	-	-

TABLE 6.1 Number of Establishments and Capital Expenditures for Tangible Fixed Assets by Mode of Acquisition for Human Health and Social Work Activities Establishments for All Employment Sizes by Industry Sub-Class: Philippines, 2010

(Value in thousand pesos. Details may not add-up to total due to rounding and/or statistical disclosure control)

2009 PSIC Code	Industry Description	Number of Establishments	Capital Expenditures for Tangible Fixed Assets by Mode of Acquisition				
			Total	New Fixed Assets	Major Alterations and Improvements on Tangible Fixed Assets	Land and Used Fixed Assets	Tangible Fixed Produced on Own Account
Philippines		4,451	10,276,411	8,189,309	1,785,878	301,225	-
Q86121	Private general hospitals activities	792	4,956,389	3,131,029	1,532,410	292,949	-
Q86122	Private sanitaria and other similar activities	76	3,440	3,440	-	-	-
Q86123	Private mental health and substance abuse hospitals	s	s	s	s	s	s
Q86221	Private medical activities	2,263	5,038,168	4,836,883	197,115	4,170	-
Q86222	Private dental and laboratory services	491	931	931	-	-	-
Q86223	Child care clinics	38	13,875	13,746	130	-	-
Q86229	Private medical, dental and other health activities, n.e.c.	550	177,890	143,041	34,814	35	-
Q86900	Other human health activities	58	13,777	13,298	479	-	-
Q87201	Rehabilitation of people addicted to drugs or alcohol	17	3,431	2,698	733	-	-
Q87202	Caring for the mentally and physically handicapped	11	1,729	1,402	327	-	-
Q87901	Child care services	23	30,007	15,827	14,146	35	-
Q87903	Caring for the aged and orphans	13	-	-	-	-	-
Q87909	Other residential care activities, n.e.c.	13	12,643	6,128	2,695	3,821	-
Q88103	Vocational rehabilitation and habilitation activities for disabled adults	s	s	s	s	s	s
Q88901	Welfare and guidance counseling activities for children and adolescents	10	395	395	-	-	-
Q88902	Child-care activities (including for the handicapped)	10	4,227	2,766	1,461	-	-
Q88904	Charitable activities	53	5,817	4,846	756	215	-
Q88909	Other social work activities without accommodation, n.e.c.	28	13,584	12,770	813	-	-

s - Data suppressed



TABLE 6.2 Number of Establishments and Capital Expenditures for Intangible Assets by Type for Human Health and Social Work Activities Establishments  
for All Employment Sizes by Industry Sub-Class: Philippines, 2010

(Value in thousand pesos. Details may not add-up to total due to rounding and/or statistical disclosure control)

2009 PSIC Code	Industry Description	Number of Establishments	Capital Expenditures for Intangible Assets				
			Total	Intangible Non- Produced Assets	Computer Software and Data Bases	Entertainment, Literary and Artistic Originals	Other Intangible Assets
			(1)	(2)	(3)	(4)	(5)
Philippines		4,451	24,900	579	23,928	272	121
Q86121	Private general hospitals activities	792	19,393	500	18,685	87	121
Q86122	Private sanitaria and other similar activities	76	-	-	-	-	-
Q86123	Private mental health and substance abuse hospitals	s	s	s	s	s	s
Q86221	Private medical activities	2,263	229	79	150	-	-
Q86222	Private dental and laboratory services	491	-	-	-	-	-
Q86223	Child care clinics	38	-	-	-	-	-
Q86229	Private medical, dental and other health activities, n.e.c.	550	1,400	-	1,400	-	-
Q86900	Other human health activities	58	-	-	-	-	-
Q87201	Rehabilitation of people addicted to drugs or alcohol	17	56	-	56	-	-
Q87202	Caring for the mentally and physically handicapped	11	11	-	3	7	-
Q87901	Child care services	23	5	-	5	-	-
Q87903	Caring for the aged and orphans	13	-	-	-	-	-
Q87909	Other residential care activities, n.e.c.	13	-	-	-	-	-
Q88103	Vocational rehabilitation and habilitation activities for disabled adults	s	s	s	s	s	s
Q88901	Welfare and guidance counseling activities for children and adolescents	10	-	-	-	-	-
Q88902	Child-care activities (including for the handicapped)	10	-	-	-	-	-
Q88904	Charitable activities	53	-	-	-	-	-
Q88909	Other social work activities without accommodation, n.e.c.	28	3,807	-	3,630	177	-

TABLE 7 Number of Establishments and Gross Additions to Tangible Fixed Assets for Human Health and Social Work Activities Establishments  
for All Employment Sizes by Industry Sub-Class: Philippines, 2010

(Value in thousand pesos. Details may not add-up to total due to rounding and/or statistical disclosure control)

2009 PSIC Code	Industry Description	Number of Establishments	Gross Additions to Tangible Fixed Assets	Capital Expenditures for Tangible Fixed Assets	Sale of Tangible Fixed Assets
		(1)	(2)	(3)	(4)
	Philippines	4,451	10,132,446	10,276,411	143,965
Q86121	Private general hospitals activities	792	4,835,687	4,956,389	120,702
Q86122	Private sanitaria and other similar activities	76	3,440	3,440	-
Q86123	Private mental health and substance abuse hospitals	s	s	s	s
Q86221	Private medical activities	2,263	5,016,747	5,038,168	21,422
Q86222	Private dental and laboratory services	491	931	931	-
Q86223	Child care clinics	38	13,875	13,875	-
Q86229	Private medical, dental and other health activities, n.e.c.	550	177,890	177,890	-
Q86900	Other human health activities	58	13,777	13,777	-
Q87201	Rehabilitation of people addicted to drugs or alcohol	17	3,431	3,431	-
Q87202	Caring for the mentally and physically handicapped	11	1,729	1,729	-
Q87901	Child care services	23	30,007	30,007	-
Q87903	Caring for the aged and orphans	13	-	-	-
Q87909	Other residential care activities, n.e.c.	13	11,330	12,643	1,314
Q88103	Vocational rehabilitation and habilitation activities for disabled adults	s	s	s	s
Q88901	Welfare and guidance counseling activities for children and adolescents	10	395	395	-
Q88902	Child-care activities (including for the handicapped)	10	4,227	4,227	-
Q88904	Charitable activities	53	5,817	5,817	-
Q88909	Other social work activities without accommodation, n.e.c.	28	13,055	13,584	528

s - Data suppressed

TABLE 7.1 Number of Establishments and Sale of Tangible Fixed Assets by Type for Human Health and Social Work Activities Establishments  
for All Employment Sizes by Industry Sub-Class: Philippines, 2010

(Value in thousand pesos. Details may not add-up to total due to rounding and/or statistical disclosure control)

2009 PSIC Code	Industry Description	Number of Establishments	Sale of Tangible Fixed Assets			
			Total	Land	Buildings, Other Structures and Land Improvements	Transport Equipment
		(1)	(2)	(3)	(4)	(5)
	Philippines	4,451	143,965	-	180	27,591
Q86121	Private general hospitals activities	792	120,702	-	180	4,418
Q86122	Private sanitaria and other similar activities	76	-	-	-	-
Q86123	Private mental health and substance abuse hospitals	s	s	s	s	s
Q86221	Private medical activities	2,263	21,422	-	-	21,332
Q86222	Private dental and laboratory services	491	-	-	-	-
Q86223	Child care clinics	38	-	-	-	-
Q86229	Private medical, dental and other health activities, n.e.c.	550	-	-	-	-
Q86900	Other human health activities	58	-	-	-	-
Q87201	Rehabilitation of people addicted to drugs or alcohol	17	-	-	-	-
Q87202	Caring for the mentally and physically handicapped	11	-	-	-	-
Q87901	Child care services	23	-	-	-	-
Q87903	Caring for the aged and orphans	13	-	-	-	-
Q87909	Other residential care activities, n.e.c.	13	1,314	-	-	1,314
Q88103	Vocational rehabilitation and habilitation activities for disabled adults	s	s	s	s	s
Q88901	Welfare and guidance counseling activities for children and adolescents	10	-	-	-	-
Q88902	Child-care activities (including for the handicapped)	10	-	-	-	-
Q88904	Charitable activities	53	-	-	-	-
Q88909	Other social work activities without accommodation, n.e.c.	28	528	-	-	528

2009 PSIC Code	Industry Description	Sale of Tangible Fixed Assets			
		ICT Machinery and Equipment	Other Machinery and Equipment	Valuables	Other Tangible Fixed Assets
		(6)	(7)	(8)	(9)
	Philippines	12,520	103,664	-	9
Q86121	Private general hospitals activities	12,520	103,574	-	9
Q86122	Private sanitaria and other similar activities	-	-	-	-
Q86123	Private mental health and substance abuse hospitals	s	s	s	s
Q86221	Private medical activities	-	90	-	-
Q86222	Private dental and laboratory services	-	-	-	-
Q86223	Child care clinics	-	-	-	-
Q86229	Private medical, dental and other health activities, n.e.c.	-	-	-	-
Q86900	Other human health activities	-	-	-	-
Q87201	Rehabilitation of people addicted to drugs or alcohol	-	-	-	-
Q87202	Caring for the mentally and physically handicapped	-	-	-	-
Q87901	Child care services	-	-	-	-
Q87903	Caring for the aged and orphans	-	-	-	-
Q87909	Other residential care activities, n.e.c.	-	-	-	-
Q88103	Vocational rehabilitation and habilitation activities for disabled adults	s	s	s	s
Q88901	Welfare and guidance counseling activities for children and adolescents	-	-	-	-
Q88902	Child-care activities (including for the handicapped)	-	-	-	-
Q88904	Charitable activities	-	-	-	-
Q88909	Other social work activities without accommodation, n.e.c.	-	-	-	-

s - Data suppressed

TABLE 7.2 Number of Establishments and Losses and Damages to Tangible Fixed Assets by Type for Human Health and Social Work Activities Establishments for All Employment Sizes by Industry Sub-Class: Philippines, 2010

(Value in thousand pesos. Details may not add-up to total due to rounding and/or statistical disclosure control)

2009 PSIC Code	Industry Description	Number of Establishments	Losses and Damages to Tangible Fixed Assets			
			Total	Land	Buildings, Other Structures and Land Improvements	Transport Equipment
		(1)	(2)	(3)	(4)	(5)
	Philippines	4,451	16,393	-	3,000	2,886
Q86121	Private general hospitals activities	792	3,783	-	3,000	51
Q86122	Private sanitaria and other similar activities	76	-	-	-	-
Q86123	Private mental health and substance abuse hospitals	s	s	s	s	s
Q86221	Private medical activities	2,263	11,980	-	-	2,835
Q86222	Private dental and laboratory services	491	-	-	-	-
Q86223	Child care clinics	38	-	-	-	-
Q86229	Private medical, dental and other health activities, n.e.c.	550	-	-	-	-
Q86900	Other human health activities	58	-	-	-	-
Q87201	Rehabilitation of people addicted to drugs or alcohol	17	-	-	-	-
Q87202	Caring for the mentally and physically handicapped	11	-	-	-	-
Q87901	Child care services	23	-	-	-	-
Q87903	Caring for the aged and orphans	13	-	-	-	-
Q87909	Other residential care activities, n.e.c.	13	-	-	-	-
Q88103	Vocational rehabilitation and habilitation activities for disabled adults	s	s	s	s	s
Q88901	Welfare and guidance counseling activities for children and adolescents	10	-	-	-	-
Q88902	Child-care activities (including for the handicapped)	10	630	-	-	-
Q88904	Charitable activities	53	-	-	-	-
Q88909	Other social work activities without accommodation, n.e.c.	28	-	-	-	-

2009 PSIC Code	Industry Description	Losses and Damages to Tangible Fixed Assets			
		ICT Machinery and Equipment	Other Machinery and Equipment	Valuables	Other Tangible Fixed Assets
		(6)	(7)	(8)	(9)
	Philippines	7,770	2,395	-	342
Q86121	Private general hospitals activities	100	632	-	-
Q86122	Private sanitaria and other similar activities	-	-	-	-
Q86123	Private mental health and substance abuse hospitals	s	s	s	s
Q86221	Private medical activities	7,670	1,133	-	342
Q86222	Private dental and laboratory services	-	-	-	-
Q86223	Child care clinics	-	-	-	-
Q86229	Private medical, dental and other health activities, n.e.c.	-	-	-	-
Q86900	Other human health activities	-	-	-	-
Q87201	Rehabilitation of people addicted to drugs or alcohol	-	-	-	-
Q87202	Caring for the mentally and physically handicapped	-	-	-	-
Q87901	Child care services	-	-	-	-
Q87903	Caring for the aged and orphans	-	-	-	-
Q87909	Other residential care activities, n.e.c.	-	-	-	-
Q88103	Vocational rehabilitation and habilitation activities for disabled adults	s	s	s	s
Q88901	Welfare and guidance counseling activities for children and adolescents	-	-	-	-
Q88902	Child-care activities (including for the handicapped)	-	630	-	-
Q88904	Charitable activities	-	-	-	-
Q88909	Other social work activities without accommodation, n.e.c.	-	-	-	-

s - Data suppressed

TABLE 8 Number of Establishments and Book Value of Tangible Fixed Assets by Type for Human Health and Social Work Activities Establishments for All Employment Sizes by Industry Sub-Class: Philippines, 2010

(Value in thousand pesos. Details may not add-up to total due to rounding and/or statistical disclosure control)

2009 PSIC Code	Industry Description	Number of Establishments	Book Value of Tangible Fixed Assets			
			Total	Land	Buildings, Other Structures and Land Improvements	Transport Equipment
		(1)	(2)	(3)	(4)	(5)
<b>Philippines</b>		<b>4,451</b>	<b>77,997,629</b>	<b>9,100,617</b>	<b>38,659,500</b>	<b>2,819,890</b>
Q86121	Private general hospitals activities	792	60,271,948	6,699,792	29,873,991	1,980,614
Q86122	Private sanitaria and other similar activities	76	80,808	768	31,696	11,179
Q86123	Private mental health and substance abuse hospitals	s	s	s	s	s
Q86221	Private medical activities	2,263	14,530,763	1,837,359	7,410,966	585,170
Q86222	Private dental and laboratory services	491	305,555	40,975	71,078	68,869
Q86223	Child care clinics	38	34,455	1,299	10,733	16,083
Q86229	Private medical, dental and other health activities, n.e.c.	550	861,166	80,054	197,498	58,752
Q86900	Other human health activities	58	191,681	26,280	105,818	325
Q87201	Rehabilitation of people addicted to drugs or alcohol	17	42,633	150	14,326	3,485
Q87202	Caring for the mentally and physically handicapped	11	23,969	4,745	13,617	2,700
Q87901	Child care services	23	284,263	51,853	179,709	10,440
Q87903	Caring for the aged and orphans	13	558,397	205,247	350,948	997
Q87909	Other residential care activities, n.e.c.	13	69,436	13,608	25,320	5,769
Q88103	Vocational rehabilitation and habilitation activities for disabled adults	s	s	s	s	s
Q88901	Welfare and guidance counseling activities for children and adolescents	10	16,660	245	1,998	1,537
Q88902	Child-care activities (including for the handicapped)	10	104,950	17,387	59,551	3,172
Q88904	Charitable activities	53	271,450	83,761	123,259	38,748
Q88909	Other social work activities without accommodation, n.e.c.	28	287,321	29,880	143,247	29,301

2009 PSIC Code	Industry Description	Book Value of Tangible Fixed Assets			
		ICT Machinery and Equipment	Other Machinery and Equipment	Valuables	Other Tangible Fixed Assets
		(6)	(7)	(8)	(9)
<b>Philippines</b>		<b>11,935,424</b>	<b>15,203,946</b>	<b>160,713</b>	<b>117,540</b>
Q86121	Private general hospitals activities	10,688,838	10,831,326	105,308	92,079
Q86122	Private sanitaria and other similar activities	3,494	33,671	-	-
Q86123	Private mental health and substance abuse hospitals	s	s	s	s
Q86221	Private medical activities	978,285	3,645,936	55,334	17,714
Q86222	Private dental and laboratory services	28,428	96,205	-	-
Q86223	Child care clinics	1,201	5,089	50	-
Q86229	Private medical, dental and other health activities, n.e.c.	128,517	394,860	20	1,464
Q86900	Other human health activities	48,409	10,849	-	-
Q87201	Rehabilitation of people addicted to drugs or alcohol	4,429	20,243	-	-
Q87202	Caring for the mentally and physically handicapped	1,257	1,650	-	-
Q87901	Child care services	15,566	26,695	-	-
Q87903	Caring for the aged and orphans	20	1,185	-	-
Q87909	Other residential care activities, n.e.c.	5,670	19,068	-	-
Q88103	Vocational rehabilitation and habilitation activities for disabled adults	s	s	s	s
Q88901	Welfare and guidance counseling activities for children and adolescents	11,009	1,871	-	-
Q88902	Child-care activities (including for the handicapped)	2,905	21,935	-	-
Q88904	Charitable activities	10,913	14,768	1	-
Q88909	Other social work activities without accommodation, n.e.c.	4,678	73,933	-	6,283

s - Data suppressed

TABLE 8.1 Number of Establishments and Book Value of Intangible Assets by Type for Human Health and Social Work Activities Establishments  
for All Employment Sizes by Industry Sub-Class: Philippines, 2010

(Value in thousand pesos. Details may not add-up to total due to rounding and/or statistical disclosure control)

2009 PSIC Code	Industry Description	Number of Establishments	Intangible Assets as of December 31				
			Total	Intangible Non-Produced Assets	Computer Software and Data Bases	Entertainment, Literary and Artistic Originals	Other Intangible Assets
			(1)	(2)	(3)	(4)	(5)
	Philippines	4,451	304,927	9,013	264,866	610	30,438
Q86121	Private general hospitals activities	792	248,318	8,141	216,278	226	23,673
Q86122	Private sanitaria and other similar activities	76	8,077	-	1,311	-	6,766
Q86123	Private mental health and substance abuse hospitals	s	s	s	s	s	s
Q86221	Private medical activities	2,263	40,118	572	39,547	-	-
Q86222	Private dental and laboratory services	491	-	-	-	-	-
Q86223	Child care clinics	38	-	-	-	-	-
Q86229	Private medical, dental and other health activities, n.e.c.	550	1,748	-	1,748	-	-
Q86900	Other human health activities	58	1,020	-	1,020	-	-
Q87201	Rehabilitation of people addicted to drugs or alcohol	17	997	-	997	-	-
Q87202	Caring for the mentally and physically handicapped	11	34	-	27	7	-
Q87901	Child care services	23	305	-	105	200	-
Q87903	Caring for the aged and orphans	13	40	-	40	-	-
Q87909	Other residential care activities, n.e.c.	13	31	-	31	-	-
Q88103	Vocational rehabilitation and habilitation activities for disabled adults	s	s	s	s	s	s
Q88901	Welfare and guidance counseling activities for children and adolescents	10	-	-	-	-	-
Q88902	Child-care activities (including for the handicapped)	10	-	-	-	-	-
Q88904	Charitable activities	53	400	300	100	-	-
Q88909	Other social work activities without accommodation, n.e.c.	28	3,839	-	3,662	177	-

s - Data suppressed

TABLE 9 Number of Establishments and Value of Inventories by Type for Human Health and Social Work Activities Establishments  
for All Employment Sizes by Industry Sub-Class: Philippines, 2010

(Value in thousand pesos. Details may not add-up to total due to rounding and/or statistical disclosure control)

2009 PSIC Code	Industry Description	Number of Establishments	Inventories as of January 1				
			Total	Materials and Supplies	Fuels, Lubricants, Oils and Greases	Goods for Resale	Other Inventories
		(1)	(2)	(3)	(4)	(5)	(6)
	<b>Philippines</b>	<b>4,451</b>	<b>4,072,669</b>	<b>2,458,532</b>	<b>9,461</b>	<b>1,604,676</b>	<b>-</b>
Q86121	Private general hospitals activities	792	2,884,684	1,813,057	5,331	1,066,296	-
Q86122	Private sanitaria and other similar activities	76	9,640	3,400	9	6,232	-
Q86123	Private mental health and substance abuse hospitals	\$	\$	\$	\$	\$	\$
Q86221	Private medical activities	2,263	1,088,978	555,064	3,917	529,997	-
Q86222	Private dental and laboratory services	491	6,214	5,827	37	350	-
Q86223	Child care clinics	38	1,900	1,900	-	-	-
Q86229	Private medical, dental and other health activities, n.e.c.	550	45,121	44,519	20	582	-
Q86900	Other human health activities	58	9,414	8,203	-	1,211	-
Q87201	Rehabilitation of people addicted to drugs or alcohol	17	-	-	-	-	-
Q87202	Caring for the mentally and physically handicapped	11	146	112	34	-	-
Q87901	Child care services	23	102	28	74	-	-
Q87903	Caring for the aged and orphans	13	878	878	-	-	-
Q87909	Other residential care activities, n.e.c.	13	1,331	1,331	-	-	-
Q88103	Vocational rehabilitation and habilitation activities for disabled adults	\$	\$	\$	\$	\$	\$
Q88901	Welfare and guidance counseling activities for children and adolescents	10	1,934	1,927	-	7	-
Q88902	Child-care activities (including for the handicapped)	10	2,745	2,745	-	-	-
Q88904	Charitable activities	53	2,286	2,286	-	-	-
Q88909	Other social work activities without accommodation, n.e.c.	28	17,014	16,973	40	-	-

TABLE 9 Number of Establishments and Value of Inventories by Type for Human Health and Social Work Activities Establishments  
for All Employment Sizes by Industry Sub-Class: Philippines, 2010

(Value in thousand pesos. Details may not add-up to total due to rounding and/or statistical disclosure control)

2009 PSIC Code	Industry Description	Inventories as of December 31				
		Total	Materials and Supplies	Fuels, Lubricants, Oils and Greases	Goods for Resale	Other Inventories
		(7)	(8)	(9)	(10)	(11)
<b>Philippines</b>		<b>4,709,046</b>	<b>2,824,185</b>	<b>11,875</b>	<b>1,872,987</b>	<b>-</b>
Q86121	Private general hospitals activities	3,375,699	2,045,680	5,301	1,324,718	-
Q86122	Private sanitaria and other similar activities	11,296	4,097	17	7,182	-
Q86123	Private mental health and substance abuse hospitals	s	s	s	s	s
Q86221	Private medical activities	1,206,097	663,869	5,469	536,759	-
Q86222	Private dental and laboratory services	11,977	10,290	1,006	681	-
Q86223	Child care clinics	2,568	1,528	-	1,040	-
Q86229	Private medical, dental and other health activities, n.e.c.	39,021	38,601	20	399	-
Q86900	Other human health activities	9,569	8,242	-	1,327	-
Q87201	Rehabilitation of people addicted to drugs or alcohol	-	-	-	-	-
Q87202	Caring for the mentally and physically handicapped	325	285	40	-	-
Q87901	Child care services	910	14	18	878	-
Q87903	Caring for the aged and orphans	398	398	-	-	-
Q87909	Other residential care activities, n.e.c.	3,959	3,959	-	-	-
Q88103	Vocational rehabilitation and habilitation activities for disabled adults	s	s	s	s	s
Q88901	Welfare and guidance counseling activities for children and adolescents	1,874	1,871	-	3	-
Q88902	Child-care activities (including for the handicapped)	2,441	2,441	-	-	-
Q88904	Charitable activities	29,641	29,641	-	-	-
Q88909	Other social work activities without accommodation, n.e.c.	12,821	12,818	3	-	-

s - Data suppressed

TABLE 10 Number of Reporting Establishments and Nationality with Highest Capital Participation Rate as of December 31 for Human Health and Social Work Activities  
Establishments for All Employment Sizes by Industry Sub-Class: Philippines, 2010

(An establishment with equal capital participation rate may be reported several times)

2009 PSIC Code	Industry Description	Number of Reporting Establishments	Nationality with Highest Capital Participation Rate				
			Filipino	American	British	Chinese	German
		(1)	(2)	(3)	(4)	(5)	(6)
	<b>Philippines</b>	<b>671</b>	<b>664</b>	<b>1</b>	<b>-</b>	<b>1</b>	<b>-</b>
Q86121	Private general hospitals activities	350	350	-	-	-	-
Q86122	Private sanitaria and other similar activities	8	8	-	-	-	-
Q86123	Private mental health and substance abuse hospitals	s	s	s	s	s	s
Q86221	Private medical activities	139	137	-	-	1	-
Q86222	Private dental and laboratory services	30	30	-	-	-	-
Q86223	Child care clinics	6	6	-	-	-	-
Q86229	Private medical, dental and other health activities, n.e.c.	45	45	-	-	-	-
Q86900	Other human health activities	8	8	-	-	-	-
Q87201	Rehabilitation of people addicted to drugs or alcohol	7	6	-	-	-	-
Q87202	Caring for the mentally and physically handicapped	10	10	-	-	-	-
Q87901	Child care services	13	10	1	-	-	-
Q87903	Caring for the aged and orphans	7	7	-	-	-	-
Q87909	Other residential care activities, n.e.c.	8	7	-	-	-	-
Q88103	Vocational rehabilitation and habilitation activities for disabled adults	s	s	s	s	s	s
Q88901	Welfare and guidance counseling activities for children and adolescents	5	5	-	-	-	-
Q88902	Child-care activities (including for the handicapped)	9	9	-	-	-	-
Q88904	Charitable activities	13	13	-	-	-	-
Q88909	Other social work activities without accommodation, n.e.c.	8	8	-	-	-	-

TABLE 10 Number of Reporting Establishments and Nationality with Highest Capital Participation Rate as of December 31 for Human Health and Social Work Activities  
Establishments for All Employment Sizes by Industry Sub-Class: Philippines, 2010

(An establishment with equal capital participation rate may be reported several times)

2009 PSIC Code	Industry Description	Nationality with Highest Capital Participation Rate				
		Japanese	Korean	Singaporean	Taiwanese	Others
		(7)	(8)	(9)	(10)	(11)
	<b>Philippines</b>	-	-	-	1	4
Q86121	Private general hospitals activities	-	-	-	-	-
Q86122	Private sanitaria and other similar activities	-	-	-	-	-
Q86123	Private mental health and substance abuse hospitals	s	s	s	s	s
Q86221	Private medical activities	-	-	-	-	1
Q86222	Private dental and laboratory services	-	-	-	-	-
Q86223	Child care clinics	-	-	-	-	-
Q86229	Private medical, dental and other health activities, n.e.c.	-	-	-	-	-
Q86900	Other human health activities	-	-	-	-	-
Q87201	Rehabilitation of people addicted to drugs or alcohol	-	-	-	1	-
Q87202	Caring for the mentally and physically handicapped	-	-	-	-	-
Q87901	Child care services	-	-	-	-	2
Q87903	Caring for the aged and orphans	-	-	-	-	-
Q87909	Other residential care activities, n.e.c.	-	-	-	-	1
Q88103	Vocational rehabilitation and habilitation activities for disabled adults	s	s	s	s	s
Q88901	Welfare and guidance counseling activities for children and adolescents	-	-	-	-	-
Q88902	Child-care activities (including for the handicapped)	-	-	-	-	-
Q88904	Charitable activities	-	-	-	-	-
Q88909	Other social work activities without accommodation, n.e.c.	-	-	-	-	-

s - Data suppressed

# **Statistical Tables**

**for Establishments with Total Employment  
of 20 and Over**

**National and Regional Tables**



TABLE 1a Summary Statistics for Human Health and Social Work Activities Establishments with Total Employment of 20 and Over by Region and Industry Sub-Class: Philippines, 2010

(Value in thousand pesos. Details may not add-up to total due to rounding and/or statistical disclosure control)

2009 PSIC Code	Industry Description	Number of Establishments	Employment as of November 15		Total Compensation	Total Revenue
			Total	Paid Employees		
		(1)	(2)	(3)	(4)	(5)
Philippines		738	98,204	96,954	16,899,340	72,294,399
Q86121	Private general hospitals activities	511	86,265	85,186	14,849,478	63,292,489
Q86122	Private sanitaria and other similar activities	s	s	s	s	s
Q86123	Private mental health and substance abuse hospitals	s	s	s	s	s
Q86221	Private medical activities	140	7,027	6,994	1,224,301	5,237,734
Q86222	Private dental and laboratory services	5	200	200	26,623	35,811
Q86223	Child care clinics	s	s	s	s	s
Q86229	Private medical, dental and other health activities, n.e.c.	28	899	893	103,770	370,537
Q86900	Other human health activities	4	208	203	25,459	127,828
Q87201	Rehabilitation of people addicted to drugs or alcohol	3	147	132	26,934	52,859
Q87202	Caring for the mentally and physically handicapped	4	144	137	11,278	50,884
Q87901	Child care services	8	703	681	113,902	918,182
Q87903	Caring for the aged and orphans	s	s	s	s	s
Q87909	Other residential care activities, n.e.c.	4	286	286	57,571	200,209
Q88103	Vocational rehabilitation and habilitation activities for disabled adults	s	s	s	s	s
Q88901	Welfare and guidance counseling activities for children and adolescents	s	s	s	s	s
Q88902	Child-care activities (including for the handicapped)	4	250	214	38,344	149,024
Q88904	Charitable activities	12	1,430	1,399	311,185	1,235,606
Q88909	Other social work activities without accommodation, n.e.c.	3	75	68	20,687	205,765
National Capital Region		249	39,334	39,077	9,033,297	38,891,616
Q86121	Private general hospitals activities	88	30,133	29,951	7,295,560	31,695,102
Q86123	Private mental health and substance abuse hospitals	s	s	s	s	s
Q86221	Private medical activities	108	5,848	5,838	1,109,568	4,587,202
Q86222	Private dental and laboratory services	5	200	200	26,623	35,811
Q86229	Private medical, dental and other health activities, n.e.c.	20	628	628	72,939	204,750
Q86900	Other human health activities	s	s	s	s	s
Q87201	Rehabilitation of people addicted to drugs or alcohol )	3	171	171	30,818	76,715
Q87202	Caring for the mentally and physically handicapped )					
Q87901	Child care services	5	417	403	71,942	322,676
Q87903	Caring for the aged and orphans )	4	263	263	59,473	321,083
Q87909	Other residential care activities, n.e.c. )					
Q88901	Welfare and guidance counseling activities for children and adolescents )	3	160	145	38,045	154,873
Q88902	Child-care activities (including for the handicapped) )					
Q88904	Charitable activities	8	1,306	1,275	294,695	1,182,955
Q88909	Other social work activities without accommodation, n.e.c.	s	s	s	s	s
Cordillera Administrative Region		5	789	780	191,889	662,302
Q86121	Private general hospitals activities	5	789	780	191,889	662,302

TABLE 1a Summary Statistics for Human Health and Social Work Activities Establishments with Total Employment of 20 and Over  
by Region and Industry Sub-Class: Philippines, 2010 (Continued)

(Value in thousand pesos. Details may not add-up to total due to rounding and/or statistical disclosure control)

2009 PSIC Code	Industry Description	Number of Establishments	Employment as of November 15		Total Compensation	Total Revenue
			Total	Paid Employees		
		(1)	(2)	(3)	(4)	(5)
	I - Ilocos Region	30	2,538	2,529	255,999	1,064,582
Q86121	Private general hospitals activities	30	2,538	2,529	255,999	1,064,582
	II - Cagayan Valley	15	1,402	1,370	158,613	623,790
Q86121	Private general hospitals activities	15	1,402	1,370	158,613	623,790
	III - Central Luzon	72	7,218	7,069	844,508	3,184,763
Q86121	Private general hospitals activities	67	7,011	6,871	823,864	3,090,468
Q86221	Private medical activities )	5	207	198	20,644	94,295
Q86229	Private medical, dental and other health activities, n.e.c. )					
	IVA - CALABARZON	113	13,097	12,826	1,664,278	7,095,209
Q86121	Private general hospitals activities	98	12,404	12,135	1,572,271	6,161,560
Q86122	Private sanitaria and other similar activities	s	s	s	s	s
Q86221	Private medical activities	s	s	s	s	s
Q87201	Rehabilitation of people addicted to drugs or alcohol	s	s	s	s	s
Q87901	Child care services	s	s	s	s	s
Q88904	Charitable activities	s	s	s	s	s
Q88909	Other social work activities without accommodation, n.e.c.	s	s	s	s	s
	IVB - MIMAROPA	11	742	737	83,674	403,095
Q86121	Private general hospitals activities	s	s	s	s	s
Q87202	Caring for the mentally and physically handicapped	s	s	s	s	s
	V - Bicol Region	28	2,452	2,404	273,809	989,963
Q86121	Private general hospitals activities	23	2,280	2,251	243,819	845,475
Q87201	Rehabilitation of people addicted to drugs or alcohol	s	s	s	s	s
Q88103	Vocational rehabilitation and habilitation activities for disabled adults	s	s	s	s	s
Q88902	Child-care activities (including for the handicapped)	s	s	s	s	s
Q88904	Charitable activities	s	s	s	s	s
	VI - Western Visayas	25	6,327	6,242	1,038,519	3,759,829
Q86121	Private general hospitals activities	19	6,094	6,040	1,012,086	3,662,573
Q86221	Private medical activities )	4	162	157	19,847	82,286
Q86223	Child care clinics )					
Q88902	Child-care activities (including for the handicapped)	s	s	s	s	s
Q88909	Other social work activities without accommodation, n.e.c.	s	s	s	s	s

TABLE 1a Summary Statistics for Human Health and Social Work Activities Establishments with Total Employment of 20 and Over  
by Region and Industry Sub-Class: Philippines, 2010 *(Continued)*

(Value in thousand pesos. Details may not add-up to total due to rounding and/or statistical disclosure control)

2009 PSIC Code	Industry Description	Number of Establishments	Employment as of November 15		Total Compensation	Total Revenue
			Total	Paid Employees		
		(1)	(2)	(3)	(4)	(5)
VII - Central Visayas		45	7,924	7,780	1,212,569	6,468,622
Q86121	Private general hospitals activities	30	7,248	7,112	1,143,693	6,217,162
Q86221	Private medical activities	7	235	235	22,445	121,786
Q86229	Private medical, dental and other health activities, n.e.c.	s	s	s	s	s
Q86900	Other human health activities	s	s	s	s	s
Q87901	Child care services	s	s	s	s	s
Q87909	Other residential care activities, n.e.c.	s	s	s	s	s
Q88902	Child-care activities (including for the handicapped)	s	s	s	s	s
VIII - Eastern Visayas		11	1,297	1,287	214,677	981,287
Q86121	Private general hospitals activities	s	s	s	s	s
Q87901	Child care services	s	s	s	s	s
IX - Zamboanga Peninsula		21	2,049	2,013	210,093	830,387
Q86121	Private general hospitals activities	s	s	s	s	s
Q86221	Private medical activities	s	s	s	s	s
Q88904	Charitable activities	s	s	s	s	s
X - Northern Mindanao		36	3,932	3,865	453,099	1,991,201
Q86121	Private general hospitals activities	s	s	s	s	s
Q86221	Private medical activities	s	s	s	s	s
XI - Davao Region		34	4,578	4,540	748,544	3,220,285
Q86121	Private general hospitals activities	25	4,219	4,193	706,465	3,044,997
Q86122	Private sanitaria and other similar activities	s	s	s	s	s
Q86123	Private mental health and substance abuse hospitals	s	s	s	s	s
Q86221	Private medical activities )	4	124	117	8,609	65,302
Q86229	Private medical, dental and other health activities, n.e.c. )					
Q86900	Other human health activities	s	s	s	s	s
Q87909	Other residential care activities, n.e.c.	s	s	s	s	s
Q88904	Charitable activities	s	s	s	s	s
XII - SOCCSKSARGEN		33	3,461	3,395	403,781	1,555,659
Q86121	Private general hospitals activities	29	3,322	3,260	393,554	1,525,863
Q86221	Private medical activities	s	s	s	s	s
Q87202	Caring for the mentally and physically handicapped	s	s	s	s	s
XIII - Caraga		7	811	804	84,304	441,634
Q86121	Private general hospitals activities	s	s	s	s	s
Q86221	Private medical activities	s	s	s	s	s

TABLE 1a Summary Statistics for Human Health and Social Work Activities Establishments with Total Employment of 20 and Over by Region and Industry Sub-Class: Philippines, 2010 *(Continued)*

(Value in thousand pesos. Details may not add-up to total due to rounding and/or statistical disclosure control)

2009 PSIC Code	Industry Description	Number of Establishments	Employment as of November 15		Total Compensation	Total Revenue
			Total	Paid Employees		
		(1)	(2)	(3)	(4)	(5)

	<b>Autonomous Region in Muslim Mindanao</b>	<b>3</b>	<b>252</b>	<b>235</b>	<b>27,688</b>	<b>130,173</b>
Q86121	Private general hospitals activities	3	252	235	27,688	130,173

2009 PSIC Code	Industry Description	Total Cost	Value Added	Gross Additions to Tangible Fixed Assets	Change in Inventories	Subsidies
		(6)	(7)	(8)	(9)	(10)

	<b>Philippines</b>	<b>47,397,803</b>	<b>32,525,997</b>	<b>5,253,641</b>	<b>541,020</b>	<b>-</b>
Q86121	Private general hospitals activities	41,608,517	28,659,730	4,800,228	472,289	-
Q86122	Private sanitaria and other similar activities	s	s	s	s	s
Q86123	Private mental health and substance abuse hospitals	s	s	s	s	s
Q86221	Private medical activities	3,515,560	2,139,580	343,588	40,883	-
Q86222	Private dental and laboratory services	9,782	27,050	-	-	-
Q86223	Child care clinics	s	s	s	s	s
Q86229	Private medical, dental and other health activities, n.e.c.	250,465	143,516	39,539	(1,294)	-
Q86900	Other human health activities	93,984	48,069	13,172	206	-
Q87201	Rehabilitation of people addicted to drugs or alcohol	44,254	11,500	1,758	-	-
Q87202	Caring for the mentally and physically handicapped	42,908	8,408	1,656	2	-
Q87901	Child care services	278,656	713,299	29,824	873	-
Q87903	Caring for the aged and orphans	s	s	s	s	s
Q87909	Other residential care activities, n.e.c.	132,930	79,507	11,125	271	-
Q88103	Vocational rehabilitation and habilitation activities	s	s	s	s	s
Q88901	Welfare and guidance counseling activities for children	s	s	s	s	s
Q88902	Child-care activities (including for the handicapped)	105,713	49,292	3,843	(102)	-
Q88904	Charitable activities	968,851	312,662	4,529	26,690	-
Q88909	Other social work activities without accommodation, n.e.c.	79,790	120,989	700	(51)	-
			-			
	<b>National Capital Region</b>	<b>26,300,689</b>	<b>16,824,281</b>	<b>2,102,569</b>	<b>176,843</b>	<b>-</b>
Q86121	Private general hospitals activities	21,425,279	13,989,234	1,864,904	112,390	-
Q86123	Private mental health and substance abuse hospitals	s	s	s	s	s
Q86221	Private medical activities	3,150,548	1,800,334	166,436	35,762	-
Q86222	Private dental and laboratory services	9,782	27,050	-	-	-
Q86229	Private medical, dental and other health activities, n.e.c.	119,034	100,914	34,290	1,000	-
Q86900	Other human health activities	s	s	s	s	s
Q87201	Rehabilitation of people addicted to drugs or alcohol )	64,879	14,326	3,114	-	-
Q87202	Caring for the mentally and physically handicapped )					
Q87901	Child care services	129,146	232,004	10,132	878	-
Q87903	Caring for the aged and orphans )					
Q87909	Other residential care activities, n.e.c. )	182,769	181,488	11,033	190	-

TABLE 1a Summary Statistics for Human Health and Social Work Activities Establishments with Total Employment of 20 and Over by Region and Industry Sub-Class: Philippines, 2010 (Continued)

(Value in thousand pesos. Details may not add-up to total due to rounding and/or statistical disclosure control)

2009 PSIC Code	Industry Description	Total Cost	Value Added	Gross Additions to Tangible Fixed Assets	Change in Inventories	Subsidies
		(6)	(7)	(8)	(9)	(10)
Q88901	Welfare and guidance counseling activities for children and adolescents	119,642	39,694	361	(434)	-
Q88902	Child-care activities (including for the handicapped)					
Q88904	Charitable activities	933,968	293,991	4,529	27,112	-
Q88909	Other social work activities without accommodation, n.e.c.	s	s	s	s	s
	<b>Cordillera Administrative Region</b>	<b>157,729</b>	<b>539,806</b>	<b>18,051</b>	<b>1,058</b>	<b>-</b>
Q86121	Private general hospitals activities	157,729	539,806	18,051	1,058	-
	<b>I - Ilocos Region</b>	<b>763,455</b>	<b>378,560</b>	<b>55,476</b>	<b>3,268</b>	<b>-</b>
Q86121	Private general hospitals activities	763,455	378,560	55,476	3,268	-
	<b>II - Cagayan Valley</b>	<b>455,584</b>	<b>222,796</b>	<b>53,196</b>	<b>7,106</b>	<b>-</b>
Q86121	Private general hospitals activities	455,584	222,796	53,196	7,106	-
	<b>III - Central Luzon</b>	<b>1,951,935</b>	<b>1,546,872</b>	<b>658,911</b>	<b>28,586</b>	<b>-</b>
Q86121	Private general hospitals activities	1,879,835	1,517,697	656,573	29,279	-
Q86221	Private medical activities )	72,100	29,174	2,338	(693)	-
Q86229	Private medical, dental and other health activities, n.e.c. )					
	<b>IVA - CALABARZON</b>	<b>4,017,842</b>	<b>3,828,032</b>	<b>495,166</b>	<b>60,695</b>	<b>-</b>
Q86121	Private general hospitals activities	3,679,313	3,173,663	328,846	55,342	-
Q86122	Private sanitaria and other similar activities	s	s	s	s	s
Q86221	Private medical activities	s	s	s	s	s
Q87201	Rehabilitation of people addicted to drugs or alcohol	s	s	s	s	s
Q87901	Child care services	s	s	s	s	s
Q88904	Charitable activities	s	s	s	s	s
Q88909	Other social work activities without accommodation, n.e.c.	s	s	s	s	s
	<b>IVB - MIMAROPA</b>	<b>217,153</b>	<b>252,697</b>	<b>34,622</b>	<b>44,066</b>	<b>-</b>
Q86121	Private general hospitals activities	s	s	s	s	s
Q87202	Caring for the mentally and physically handicapped	s	s	s	s	s
	<b>V - Bicol Region</b>	<b>620,703</b>	<b>505,489</b>	<b>80,103</b>	<b>17,696</b>	<b>-</b>
Q86121	Private general hospitals activities	494,982	470,330	78,806	18,236	-
Q87201	Rehabilitation of people addicted to drugs or alcohol	s	s	s	s	s
Q88103	Vocational rehabilitation and habilitation activities for disabled adults	s	s	s	s	s
Q88902	Child-care activities (including for the handicapped)	s	s	s	s	s
Q88904	Charitable activities	s	s	s	s	s

TABLE 1a Summary Statistics for Human Health and Social Work Activities Establishments with Total Employment of 20 and Over by Region and Industry Sub-Class: Philippines, 2010 (Continued)

(Value in thousand pesos. Details may not add-up to total due to rounding and/or statistical disclosure control)

2009 PSIC Code	Industry Description	Total Cost	Value Added	Gross Additions to Tangible Fixed Assets	Change in Inventories	Subsidies
		(6)	(7)	(8)	(9)	(10)
VI - Western Visayas		2,440,663	1,681,206	319,790	41,230	-
Q86121	Private general hospitals activities	2,385,333	1,625,109	297,312	40,325	-
Q86221	Private medical activities )	49,546	44,006	22,478	960	-
Q86223	Child care clinics )					
Q88902	Child-care activities (including for the handicapped)	s	s	s	s	s
Q88909	Other social work activities without accommodation, n.e.c.	s	s	s	s	s
VII - Central Visayas		4,300,424	2,737,362	635,986	86,975	-
Q86121	Private general hospitals activities	4,164,885	2,604,126	630,748	87,520	-
Q86221	Private medical activities	62,845	67,969	230	124	-
Q86229	Private medical, dental and other health activities, n.e.c.	s	s	s	s	s
Q86900	Other human health activities	s	s	s	s	s
Q87901	Child care services	s	s	s	s	s
Q87909	Other residential care activities, n.e.c.	s	s	s	s	s
Q88902	Child-care activities (including for the handicapped)	s	s	s	s	s
VIII - Eastern Visayas		660,718	434,556	98,817	28,331	-
Q86121	Private general hospitals activities	s	s	s	s	s
Q87901	Child care services	s	s	s	s	s
IX - Zamboanga Peninsula		564,438	346,234	156,385	(2,118)	-
Q86121	Private general hospitals activities	s	s	s	s	s
Q86221	Private medical activities	s	s	s	s	s
Q88904	Charitable activities	s	s	s	s	s
X - Northern Mindanao		1,289,369	952,840	58,940	16,146	-
Q86121	Private general hospitals activities	s	s	s	s	s
Q86221	Private medical activities	s	s	s	s	s
XI - Davao Region		2,126,420	1,391,918	305,750	5,432	-
Q86121	Private general hospitals activities	2,007,898	1,316,946	297,099	5,137	-
Q86122	Private sanitaria and other similar activities	s	s	s	s	s
Q86123	Private mental health and substance abuse hospitals	s	s	s	s	s
Q86221	Private medical activities )	46,704	20,835	329	(742)	-
Q86229	Private medical, dental and other health activities, n.e.c. )					
Q86900	Other human health activities	s	s	s	s	s
Q87909	Other residential care activities, n.e.c.	s	s	s	s	s
Q88904	Charitable activities	s	s	s	s	s

TABLE 1a Summary Statistics for Human Health and Social Work Activities Establishments with Total Employment of 20 and Over by Region and Industry Sub-Class: Philippines, 2010 (Concluded)

(Value in thousand pesos. Details may not add-up to total due to rounding and/or statistical disclosure control)

2009 PSIC Code	Industry Description	Total Cost	Value Added	Gross Additions to Tangible Fixed Assets	Change in Inventories	Subsidies
		(6)	(7)	(8)	(9)	(10)
	<b>XII - SOCCSKSARGEN</b>	<b>1,091,261</b>	<b>685,326</b>	<b>163,455</b>	<b>16,998</b>	<b>-</b>
Q86121	Private general hospitals activities	1,074,308	671,160	158,124	17,253	-
Q86221	Private medical activities	s	s	s	s	s
Q87202	Caring for the mentally and physically handicapped	s	s	s	s	s
	<b>XIII - Caraga</b>	<b>331,141</b>	<b>164,012</b>	<b>13,792</b>	<b>4,816</b>	<b>-</b>
Q86121	Private general hospitals activities	s	s	s	s	s
Q86221	Private medical activities	s	s	s	s	s
	<b>Autonomous Region in Muslim Mindanao</b>	<b>108,280</b>	<b>34,003</b>	<b>2,631</b>	<b>3,890</b>	<b>-</b>
Q86121	Private general hospitals activities	108,280	34,003	2,631	3,890	-
	s - Data suppressed					
	) - Data combined					

TABLE 2a Number of Establishments and Employment by Type and Sex for Human Health and Social Work Activities Establishments with Total Employment of 20 and Over by Region Industry Sub-Class: Philippines, 2010

(Details may not add-up to total due to rounding and/or statistical disclosure control)

2009 PSIC Code	Industry Description	Number of Establishments	Employment as of November 15					
			Total		Paid		Unpaid	
			Male	Female	Male	Female	Male	Female
			(1)	(2)	(3)	(4)	(5)	(6)
	<b>Philippines</b>	<b>738</b>	<b>33,821</b>	<b>64,383</b>	<b>33,276</b>	<b>63,678</b>	<b>473</b>	<b>757</b>
Q86121	Private general hospitals activities	511	29,617	56,648	29,117	56,069	440	639
Q86122	Private sanitaria and other similar activities	s	s	s	s	s	s	s
Q86123	Private mental health and substance abuse hospitals	s	s	s	s	s	s	s
Q86221	Private medical activities	140	2,125	4,902	2,119	4,876	6	26
Q86222	Private dental and laboratory services	5	105	95	105	95	-	-
Q86223	Child care clinics	s	s	s	s	s	s	s
Q86229	Private medical, dental and other health activities, n.e.c.	28	372	527	369	524	3	3
Q86900	Other human health activities	4	53	155	49	154	4	1
Q87201	Rehabilitation of people addicted to drugs or alcohol	3	92	55	84	48	8	7
Q87202	Caring for the mentally and physically handicapped	4	80	64	78	59	2	5
Q87901	Child care services	8	248	455	248	433	-	22
Q87903	Caring for the aged and orphans	s	s	s	s	s	s	s
Q87909	Other residential care activities, n.e.c.	4	105	181	105	181	-	-
Q88103	Vocational rehabilitation and habilitation activities	s	s	s	s	s	s	s
Q88901	Welfare and guidance counseling activities for children	s	s	s	s	s	s	s
Q88902	Child-care activities (including for the handicapped)	4	69	181	55	159	2	15
Q88904	Charitable activities	12	701	729	695	704	6	25
Q88909	Other social work activities without accommodation, n.e.c.	3	39	36	39	29	-	7

TABLE 2a Number of Establishments and Employment by Type and Sex for Human Health and Social Work Activities Establishments  
with Total Employment of 20 and Over by Region and Industry Sub-Class: Philippines, 2010 (Continued)

(Details may not add-up to total due to rounding and/or statistical disclosure control)

2009 PSIC Code	Industry Description	Number of Establishments	Employment as of November 15					
			Total		Paid		Unpaid	
			Male	Female	Male	Female	Male	Female
			(1)	(2)	(3)	(4)	(5)	(6)
National Capital Region		249	14,090	25,244	13,945	25,132	85	172
Q86121	Private general hospitals activities	88	10,915	19,218	10,782	19,169	73	109
Q86123	Private mental health and substance abuse hospitals	s	s	s	s	s	s	s
Q86221	Private medical activities	108	1,745	4,103	1,745	4,092	-	10
Q86222	Private dental and laboratory services	5	105	95	105	95	-	-
Q86229	Private medical, dental and other health activities, n.e.c.	20	272	356	272	356	-	-
Q86900	Other human health activities	s	s	s	s	s	s	s
Q87201	Rehabilitation of people addicted to drugs or alcohol )	3	87	84	87	84	-	-
Q87202	Caring for the mentally and physically handicapped )							
Q87901	Child care services	5	146	271	146	257	-	14
Q87903	Caring for the aged and orphans )							
Q87909	Other residential care activities, n.e.c. )	4	64	199	64	199	-	-
Q88901	Welfare and guidance counseling activities for children )							
	and adolescents )	3	38	122	36	109	2	13
Q88902	Child-care activities (including for the handicapped) )							
Q88904	Charitable activities	8	622	684	616	659	6	25
Q88909	Other social work activities without accommodation, n.e.c.	s	s	s	s	s	s	s
Cordillera Administrative Region		5	272	517	268	512	4	5
Q86121	Private general hospitals activities	5	272	517	268	512	4	5
I - Ilocos Region		30	831	1,707	826	1,703	4	4
Q86121	Private general hospitals activities	30	831	1,707	826	1,703	4	4
II - Cagayan Valley		15	470	932	459	911	11	21
Q86121	Private general hospitals activities	15	470	932	459	911	11	21
III - Central Luzon		72	2,546	4,672	2,485	4,584	61	88
Q86121	Private general hospitals activities	67	2,451	4,560	2,394	4,477	57	83
Q86221	Private medical activities )							
Q86229	Private medical, dental and other health activities, n.e.c. )	5	95	112	91	107	4	5
IVA - CALABARZON		113	4,656	8,441	4,528	8,298	128	143
Q86121	Private general hospitals activities	98	4,381	8,023	4,253	7,882	128	141
Q86122	Private sanitaria and other similar activities	s	s	s	s	s	s	s
Q86221	Private medical activities	s	s	s	s	s	s	s
Q87201	Rehabilitation of people addicted to drugs or alcohol	s	s	s	s	s	s	s
Q87901	Child care services	s	s	s	s	s	s	s
Q88904	Charitable activities	s	s	s	s	s	s	s
Q88909	Other social work activities without accommodation, n.e.c.	s	s	s	s	s	s	s
IVB - MIMAROPA		11	199	543	198	539	1	4
Q86121	Private general hospitals activities	s	s	s	s	s	s	s
Q87202	Caring for the mentally and physically handicapped	s	s	s	s	s	s	



TABLE 2a Number of Establishments and Employment by Type and Sex for Human Health and Social Work Activities Establishments  
with Total Employment of 20 and Over by Region and Industry Sub-Class: Philippines, 2010 (Continued)

(Details may not add-up to total due to rounding and/or statistical disclosure control)

2009 PSIC Code	Industry Description	Number of Establishments	Employment as of November 15						
			Total		Paid		Unpaid		
			Male	Female	Male	Female	Male	Female	
			(1)	(2)	(3)	(4)	(5)	(6)	(7)
V - Bicol Region		28	874	1,578	855	1,549	19	29	
Q86121	Private general hospitals activities	23	777	1,503	766	1,485	11	18	
Q87201	Rehabilitation of people addicted to drugs or alcohol	s	s	s	s	s	s	s	
Q88103	Vocational rehabilitation and habilitation activities for disabled adults	s	s	s	s	s	s	s	
Q88902	Child-care activities (including for the handicapped)	s	s	s	s	s	s	s	
Q88904	Charitable activities	s	s	s	s	s	s	s	
VI - Western Visayas		25	2,082	4,244	2,053	4,189	18	48	
Q86121	Private general hospitals activities	19	1,995	4,098	1,980	4,060	16	38	
Q86221	Private medical activities	)	4	47	115	45	112	2	3
Q86223	Child care clinics								
Q88902	Child-care activities (including for the handicapped)	s	s	s	s	s	s	s	s
Q88909	Other social work activities without accommodation, n.e.c.	s	s	s	s	s	s	s	s
VII - Central Visayas		45	2,342	5,582	2,284	5,496	58	86	
Q86121	Private general hospitals activities	30	2,123	5,125	2,065	5,047	58	78	
Q86221	Private medical activities	7	92	143	92	143	-	-	
Q86229	Private medical, dental and other health activities, n.e.c.	s	s	s	s	s	s	s	
Q86900	Other human health activities	s	s	s	s	s	s	s	
Q87901	Child care services	s	s	s	s	s	s	s	
Q87909	Other residential care activities, n.e.c.	s	s	s	s	s	s	s	
Q88902	Child-care activities (including for the handicapped)	s	s	s	s	s	s	s	
VIII - Eastern Visayas		11	387	910	380	907	7	3	
Q86121	Private general hospitals activities	s	s	s	s	s	s	s	
Q87901	Child care services	s	s	s	s	s	s	s	
IX - Zamboanga Peninsula		21	712	1,337	702	1,311	10	26	
Q86121	Private general hospitals activities	s	s	s	s	s	s	s	
Q86221	Private medical activities	s	s	s	s	s	s	s	
Q88904	Charitable activities	s	s	s	s	s	s	s	
X - Northern Mindanao		36	1,302	2,630	1,281	2,584	21	46	
Q86121	Private general hospitals activities	s	s	s	s	s	s	s	
Q86221	Private medical activities	s	s	s	s	s	s	s	
XI - Davao Region		34	1,603	2,975	1,590	2,950	13	25	
Q86121	Private general hospitals activities	25	1,480	2,739	1,471	2,722	9	17	
Q86122	Private sanitaria and other similar activities	s	s	s	s	s	s	s	
Q86123	Private mental health and substance abuse hospitals	s	s	s	s	s	s	s	
Q86221	Private medical activities	)	4	36	88	34	83	2	5
Q86229	Private medical, dental and other health activities, n.e.c.								
Q86900	Other human health activities	s	s	s	s	s	s	s	s
Q87909	Other residential care activities, n.e.c.	s	s	s	s	s	s	s	s
Q88904	Charitable activities	s	s	s	s	s	s	s	s

TABLE 2a Number of Establishments and Employment by Type and Sex for Human Health and Social Work Activities Establishments with Total Employment of 20 and Over by Region and Industry Sub-Class: Philippines, 2010 (Concluded)

(Details may not add-up to total due to rounding and/or statistical disclosure control)

2009 PSIC Code	Industry Description	Number of Establishments	Employment as of November 15					
			Total		Paid		Unpaid	
			Male	Female	Male	Female	Male	Female
		(1)	(2)	(3)	(4)	(5)	(6)	(7)
<b>XII - SOCCSKSARGEN</b>		<b>33</b>	<b>1,132</b>	<b>2,329</b>	<b>1,103</b>	<b>2,292</b>	<b>29</b>	<b>38</b>
Q86121	Private general hospitals activities	29	1,075	2,247	1,048	2,212	27	36
Q86221	Private medical activities	s	s	s	s	s	s	s
Q87202	Caring for the mentally and physically handicapped	s	s	s	s	s	s	s
<b>XIII - Caraga</b>		<b>7</b>	<b>246</b>	<b>565</b>	<b>243</b>	<b>561</b>	<b>3</b>	<b>4</b>
Q86121	Private general hospitals activities	s	s	s	s	s	s	s
Q86221	Private medical activities	s	s	s	s	s	s	s
<b>Autonomous Region in Muslim Mindanao</b>		<b>3</b>	<b>77</b>	<b>175</b>	<b>75</b>	<b>160</b>	<b>2</b>	<b>15</b>
Q86121	Private general hospitals activities	3	77	175	75	160	2	15
s - Data suppressed								
) - Data combined								

TABLE 3a Number of Establishments and Compensation of Paid Employees for Human Health and Social Work Activities Establishments with Total Employment of 20 and Over by Region and Industry Sub-Class: Philippines, 2010

(Value in thousand pesos. Details may not add-up to total due to rounding and/or statistical disclosure control)

2009 PSIC Code	Industry Description	Number of Establishments	Compensation			
			Total	Gross Salaries and Wages	Separation, Retirement/ Terminal Pay, Gratuities, etc.	Social Contributions Paid by Employers
			(1)	(2)	(3)	(4)
<b>Philippines</b>		<b>738</b>	<b>16,899,340</b>	<b>15,401,614</b>	<b>367,853</b>	<b>1,129,873</b>
Q86121	Private general hospitals activities	511	14,849,478	13,525,247	347,673	976,558
Q86122	Private sanitaria and other similar activities	s	s	s	s	s
Q86123	Private mental health and substance abuse hospitals	s	s	s	s	s
Q86221	Private medical activities	140	1,224,301	1,130,069	10,176	84,056
Q86222	Private dental and laboratory services	5	26,623	24,475	-	2,148
Q86223	Child care clinics	s	s	s	s	s
Q86229	Private medical, dental and other health activities, n.e.c.	28	103,770	95,616	295	7,859
Q86900	Other human health activities	4	25,459	23,906	109	1,445
Q87201	Rehabilitation of people addicted to drugs or alcohol	3	26,934	25,675	110	1,149
Q87202	Caring for the mentally and physically handicapped	4	11,278	10,490	-	788
Q87901	Child care services	8	113,902	104,570	1,038	8,295
Q87903	Caring for the aged and orphans	s	s	s	s	s
Q87909	Other residential care activities, n.e.c.	4	57,571	54,244	42	3,285
Q88103	Vocational rehabilitation and habilitation activities	s	s	s	s	s
Q88901	Welfare and guidance counseling activities for children	s	s	s	s	s
Q88902	Child-care activities (including for the handicapped)	4	38,344	34,564	1,366	2,414
Q88904	Charitable activities	12	311,185	275,496	418	35,270
Q88909	Other social work activities without accommodation, n.e.c.	3	20,687	19,991	-	695

TABLE 3a Number of Establishments and Compensation of Paid Employees for Human Health and Social Work Activities Establishments with Total Employment of 20 and Over by Region and Industry Sub-Class: Philippines, 2010 (Continued)

(Value in thousand pesos. Details may not add-up to total due to rounding and/or statistical disclosure control)

2009 PSIC Code	Industry Description	Number of Establishments	Compensation			
			Total	Gross Salaries and Wages	Separation, Retirement/ Terminal Pay, Gratuities, etc.	Social Contributions Paid by Employers
		(1)	(2)	(3)	(4)	(5)
National Capital Region		249	9,033,297	8,245,529	230,836	556,933
Q86121	Private general hospitals activities	88	7,295,560	6,654,741	216,126	424,692
Q86123	Private mental health and substance abuse hospitals	s	s	s	s	s
Q86221	Private medical activities	108	1,109,568	1,026,180	7,290	76,098
Q86222	Private dental and laboratory services	5	26,623	24,475	-	2,148
Q86229	Private medical, dental and other health activities, n.e.c.	20	72,939	67,553	-	5,386
Q86900	Other human health activities	s	s	s	s	s
Q87201	Rehabilitation of people addicted to drugs or alcohol )	3	30,818	29,440	-	1,378
Q87202	Caring for the mentally and physically handicapped )					
Q87901	Child care services	5	71,942	65,617	727	5,598
Q87903	Caring for the aged and orphans )	4	59,473	55,206	3	4,265
Q87909	Other residential care activities, n.e.c. )					
Q88901	Welfare and guidance counseling activities for children )	3	38,045	30,006	6,328	1,711
	and adolescents )					
Q88902	Child-care activities (including for the handicapped) )					
Q88904	Charitable activities	8	294,695	260,344	340	34,011
Q88909	Other social work activities without accommodation, n.e.c.	s	s	s	s	s
Cordillera Administrative Region		5	191,889	175,221	8,281	8,386
Q86121	Private general hospitals activities	5	191,889	175,221	8,281	8,386
I - Ilocos Region		30	255,999	229,228	5,418	21,352
Q86121	Private general hospitals activities	30	255,999	229,228	5,418	21,352
II - Cagayan Valley		15	158,613	143,091	3,701	11,821
Q86121	Private general hospitals activities	15	158,613	143,091	3,701	11,821
III - Central Luzon		72	844,508	763,684	7,023	73,802
Q86121	Private general hospitals activities	67	823,864	744,533	7,023	72,308
Q86221	Private medical activities )	5	20,644	19,150	-	1,494
Q86229	Private medical, dental and other health activities, n.e.c. )					
IVA - CALABARZON		113	1,664,278	1,529,031	14,931	120,316
Q86121	Private general hospitals activities	98	1,572,271	1,443,571	14,210	114,490
Q86122	Private sanitaria and other similar activities	s	s	s	s	s
Q86221	Private medical activities	s	s	s	s	s

TABLE 3a Number of Establishments and Compensation of Paid Employees for Human Health and Social Work Activities Establishments with Total Employment of 20 and Over by Region and Industry Sub-Class: Philippines, 2010 (Continued)

(Value in thousand pesos. Details may not add-up to total due to rounding and/or statistical disclosure control)

2009 PSIC Code	Industry Description	Number of Establishments	Compensation			
			Total	Gross Salaries and Wages	Separation, Retirement/ Terminal Pay, Gratuities, etc.	Social Contributions Paid by Employers
		(1)	(2)	(3)	(4)	(5)
Q87201	Rehabilitation of people addicted to drugs or alcohol	s	s	s	s	s
Q87901	Child care services	s	s	s	s	s
Q88904	Charitable activities	s	s	s	s	s
Q88909	Other social work activities without accommodation, n.e.c.	s	s	s	s	s
<b>IVB - MIMAROPA</b>		<b>11</b>	<b>83,674</b>	<b>75,815</b>	<b>988</b>	<b>6,871</b>
Q86121	Private general hospitals activities	s	s	s	s	s
Q87202	Caring for the mentally and physically handicapped	s	s	s	s	s
<b>V - Bicol Region</b>		<b>28</b>	<b>273,809</b>	<b>234,308</b>	<b>21,666</b>	<b>17,835</b>
Q86121	Private general hospitals activities	23	243,819	207,079	20,674	16,065
Q87201	Rehabilitation of people addicted to drugs or alcohol	s	s	s	s	s
Q88103	Vocational rehabilitation and habilitation activities for disabled adults	s	s	s	s	s
Q88902	Child-care activities (including for the handicapped)	s	s	s	s	s
Q88904	Charitable activities	s	s	s	s	s
<b>VI - Western Visayas</b>		<b>25</b>	<b>1,038,519</b>	<b>944,714</b>	<b>21,841</b>	<b>71,964</b>
Q86121	Private general hospitals activities	19	1,012,086	922,554	19,392	70,140
Q86221	Private medical activities )	4	19,847	16,514	1,930	1,403
Q86223	Child care clinics )					
Q88902	Child-care activities (including for the handicapped)	s	s	s	s	s
Q88909	Other social work activities without accommodation, n.e.c.	s	s	s	s	s
<b>VII - Central Visayas</b>		<b>45</b>	<b>1,212,569</b>	<b>1,107,690</b>	<b>10,241</b>	<b>94,638</b>
Q86121	Private general hospitals activities	30	1,143,693	1,044,435	9,827	89,431
Q86221	Private medical activities	7	22,445	20,685	118	1,642
Q86229	Private medical, dental and other health activities, n.e.c.	s	s	s	s	s
Q86900	Other human health activities	s	s	s	s	s
Q87901	Child care services	s	s	s	s	s
Q87909	Other residential care activities, n.e.c.	s	s	s	s	s
Q88902	Child-care activities (including for the handicapped)	s	s	s	s	s
<b>VIII - Eastern Visayas</b>		<b>11</b>	<b>214,677</b>	<b>192,390</b>	<b>8,762</b>	<b>13,525</b>
Q86121	Private general hospitals activities	s	s	s	s	s
Q87901	Child care services	s	s	s	s	s

TABLE 3a Number of Establishments and Compensation of Paid Employees for Human Health and Social Work Activities Establishments with Total Employment of 20 and Over by Region and Industry Sub-Class: Philippines, 2010 *(Concluded)*

(Value in thousand pesos. Details may not add-up to total due to rounding and/or statistical disclosure control)

2009 PSIC Code	Industry Description	Number of Establishments	Compensation			
			Total	Gross Salaries and Wages	Separation, Retirement/ Terminal Pay, Gratuities, etc.	Social Contributions Paid by Employers
		(1)	(2)	(3)	(4)	(5)
IX - Zamboanga Peninsula		21	210,093	195,276	490	14,328
Q86121	Private general hospitals activities	s	s	s	s	s
Q86221	Private medical activities	s	s	s	s	s
Q88904	Charitable activities	s	s	s	s	s
X - Northern Mindanao		36	453,099	411,254	11,020	30,825
Q86121	Private general hospitals activities	s	s	s	s	s
Q86221	Private medical activities	s	s	s	s	s
XI - Davao Region		34	748,544	684,236	18,057	46,250
Q86121	Private general hospitals activities	25	706,465	645,283	17,240	43,943
Q86122	Private sanitaria and other similar activities	s	s	s	s	s
Q86123	Private mental health and substance abuse hospitals	s	s	s	s	s
Q86221	Private medical activities )	4	8,609	7,423	688	498
Q86229	Private medical, dental and other health activities, n.e.c. )					
Q86900	Other human health activities	s	s	s	s	s
Q87909	Other residential care activities, n.e.c.	s	s	s	s	s
Q88904	Charitable activities	s	s	s	s	s
XII - SOCCSKSARGEN		33	403,781	368,709	2,073	33,000
Q86121	Private general hospitals activities	29	393,554	359,323	2,073	32,159
Q86221	Private medical activities	s	s	s	s	s
Q87202	Caring for the mentally and physically handicapped	s	s	s	s	s
XIII - Caraga		7	84,304	77,299	906	6,098
Q86121	Private general hospitals activities	s	s	s	s	s
Q86221	Private medical activities	s	s	s	s	s
Autonomous Region in Muslim Mindanao		3	27,688	24,139	1,619	1,929
Q86121	Private general hospitals activities	3	27,688	24,139	1,619	1,929

s - Data suppressed

) - Data combined

TABLE 4a Number of Establishments and Revenue by Type for Human Health and Social Work Activities Establishments  
with Total Employment of 20 and Over by Region and Industry Sub-Class: Philippines, 2010

(Value in thousand pesos. Details may not add-up to total due to rounding and/or statistical disclosure control)

2009 PSIC Code	Industry Description	Number of Establishments	Revenue				
			Total	Revenue from Main Activity	Interest Income	Value of Non-Industrial Services Done for Others	Dividend Income
Philippines		738	72,294,399	63,763,635	-	1,006,164	23,724
Q86121	Private general hospitals activities	511	63,292,489	55,204,676	-	807,134	12,604
Q86122	Private sanitaria and other similar activities	s	s	s	s	s	s
Q86123	Private mental health and substance abuse hospitals	s	s	s	s	s	s
Q86221	Private medical activities	140	5,237,734	4,986,929	-	44,836	1,766
Q86222	Private dental and laboratory services	5	35,811	35,811	-	-	-
Q86223	Child care clinics	s	s	s	s	s	s
Q86229	Private medical, dental and other health activities, n.e.c.	28	370,537	367,392	-	3,102	-
Q86900	Other human health activities	4	127,828	118,734	-	2,818	642
Q87201	Rehabilitation of people addicted to drugs or alcohol	3	52,859	52,047	-	6	-
Q87202	Caring for the mentally and physically handicapped	4	50,884	50,879	-	4	-
Q87901	Child care services	8	918,182	875,676	-	33,251	4
Q87903	Caring for the aged and orphans	s	s	s	s	s	s
Q87909	Other residential care activities, n.e.c.	4	200,209	198,757	-	46	-
Q88103	Vocational rehabilitation and habilitation activities for disabled adults	s	s	s	s	s	s
Q88901	Welfare and guidance counseling activities for children and adolescents	s	s	s	s	s	s
Q88902	Child-care activities (including for the handicapped)	4	149,024	144,700	-	4,210	-
Q88904	Charitable activities	12	1,235,606	1,132,017	-	102,601	218
Q88909	Other social work activities without accommodation, n.e.c.	3	205,765	192,189	-	4,543	8,490
National Capital Region		249	38,891,616	36,286,333	-	541,912	14,258
Q86121	Private general hospitals activities	88	31,695,102	29,408,348	-	405,429	3,238
Q86123	Private mental health and substance abuse hospitals	s	s	s	s	s	s
Q86221	Private medical activities	108	4,587,202	4,412,370	-	17,253	1,766
Q86222	Private dental and laboratory services	5	35,811	35,811	-	-	-
Q86229	Private medical, dental and other health activities, n.e.c.	20	204,750	204,738	-	13	-
Q86900	Other human health activities	s	s	s	s	s	s
Q87201	Rehabilitation of people addicted to drugs or alcohol )	3	76,715	75,898	-	10	-
Q87202	Caring for the mentally and physically handicapped )						
Q87901	Child care services	5	322,676	308,945	-	4,860	4
Q87903	Caring for the aged and orphans )	4	321,083	316,753	-	3,027	-
Q87909	Other residential care activities, n.e.c. )						
Q88901	Welfare and guidance counseling activities for children and adolescents )	3	154,873	150,747	-	4,127	-
Q88902	Child-care activities (including for the handicapped) )						
Q88904	Charitable activities	8	1,182,955	1,079,404	-	102,563	218
Q88909	Other social work activities without accommodation, n.e.c.	s	s	s	s	s	s

TABLE 4a Number of Establishments and Revenue by Type for Human Health and Social Work Activities Establishments with Total Employment of 20 and Over by Region and Industry Sub-Class: Philippines, 2010 (Continued)

(Value in thousand pesos. Details may not add-up to total due to rounding and/or statistical disclosure control)

2009 PSIC Code	Industry Description	Number of Establishments	Revenue				
			Total	Revenue from Main Activity	Interest Income	Value of Non-Industrial Services Done for Others	Dividend Income
		(1)	(2)	(3)	(4)	(5)	(6)
	<b>Cordillera Administrative Region</b>	<b>5</b>	<b>662,302</b>	<b>605,728</b>	<b>-</b>	<b>4,908</b>	<b>-</b>
Q86121	Private general hospitals activities	5	662,302	605,728	-	4,908	-
	<b>I - Ilocos Region</b>	<b>30</b>	<b>1,064,582</b>	<b>802,106</b>	<b>-</b>	<b>16,120</b>	<b>36</b>
Q86121	Private general hospitals activities	30	1,064,582	802,106	-	16,120	36
	<b>II - Cagayan Valley</b>	<b>15</b>	<b>623,790</b>	<b>453,735</b>	<b>-</b>	<b>2,772</b>	<b>375</b>
Q86121	Private general hospitals activities	15	623,790	453,735	-	2,772	375
	<b>III - Central Luzon</b>	<b>72</b>	<b>3,184,763</b>	<b>2,897,932</b>	<b>-</b>	<b>12,977</b>	<b>5</b>
Q86121	Private general hospitals activities	67	3,090,468	2,803,745	-	12,902	5
Q86221	Private medical activities )	5	94,295	94,186	-	75	-
Q86229	Private medical, dental and other health activities, n.e.c. )						
	<b>IVA - CALABARZON</b>	<b>113</b>	<b>7,095,209</b>	<b>6,118,412</b>	<b>-</b>	<b>139,009</b>	<b>2,152</b>
Q86121	Private general hospitals activities	98	6,161,560	5,249,710	-	94,396	2,152
Q86122	Private sanitaria and other similar activities	s	s	s	s	s	s
Q86221	Private medical activities	s	s	s	s	s	s
Q87201	Rehabilitation of people addicted to drugs or alcohol	s	s	s	s	s	s
Q87901	Child care services	s	s	s	s	s	s
Q88904	Charitable activities	s	s	s	s	s	s
Q88909	Other social work activities without accommodation, n.e.c.	s	s	s	s	s	s
	<b>IVB - MIMAROPA</b>	<b>11</b>	<b>403,095</b>	<b>300,868</b>	<b>-</b>	<b>5,322</b>	<b>19</b>
Q86121	Private general hospitals activities	s	s	s	s	s	s
Q87202	Caring for the mentally and physically handicapped	s	s	s	s	s	s
	<b>V - Bicol Region</b>	<b>28</b>	<b>989,963</b>	<b>910,503</b>	<b>-</b>	<b>8,057</b>	<b>-</b>
Q86121	Private general hospitals activities	23	845,475	766,219	-	7,852	-
Q87201	Rehabilitation of people addicted to drugs or alcohol	s	s	s	s	s	s
Q88103	Vocational rehabilitation and habilitation activities for disabled adults	s	s	s	s	s	s
Q88902	Child-care activities (including for the handicapped)	s	s	s	s	s	s
Q88904	Charitable activities	s	s	s	s	s	s

TABLE 4a Number of Establishments and Revenue by Type for Human Health and Social Work Activities Establishments with Total Employment of 20 and Over by Region and Industry Sub-Class: Philippines, 2010 (Continued)

(Value in thousand pesos. Details may not add-up to total due to rounding and/or statistical disclosure control)

2009 PSIC Code	Industry Description	Number of Establishments	Revenue				
			Total	Revenue from Main Activity	Interest Income	Value of Non-Industrial Services Done for Others	Dividend Income
		(1)	(2)	(3)	(4)	(5)	(6)
VI - Western Visayas		25	3,759,829	2,834,733	-	72,104	2,791
Q86121	Private general hospitals activities	19	3,662,573	2,742,774	-	68,542	2,790
Q86221	Private medical activities )	4	82,286	77,049	-	3,501	-
Q86223	Child care clinics )						
Q88902	Child-care activities (including for the handicapped)	s	s	s	s	s	s
Q88909	Other social work activities without accommodation, n.e.c.	s	s	s	s	s	s
VII - Central Visayas		45	6,468,622	5,275,759	-	95,684	4,035
Q86121	Private general hospitals activities	30	6,217,162	5,029,767	-	91,407	3,935
Q86221	Private medical activities	7	121,786	119,202	-	2,293	-
Q86229	Private medical, dental and other health activities, n.e.c.	s	s	s	s	s	s
Q86900	Other human health activities	s	s	s	s	s	s
Q87901	Child care services	s	s	s	s	s	s
Q87909	Other residential care activities, n.e.c.	s	s	s	s	s	s
Q88902	Child-care activities (including for the handicapped)	s	s	s	s	s	s
VIII - Eastern Visayas		11	981,287	752,426	-	3,857	-
Q86121	Private general hospitals activities	s	s	s	s	s	s
Q87901	Child care services	s	s	s	s	s	s
IX - Zamboanga Peninsula		21	830,387	723,947	-	13,152	-
Q86121	Private general hospitals activities	s	s	s	s	s	s
Q86221	Private medical activities	s	s	s	s	s	s
Q88904	Charitable activities	s	s	s	s	s	s
X - Northern Mindanao		36	1,991,201	1,673,556	-	11,101	-
Q86121	Private general hospitals activities	s	s	s	s	s	s
Q86221	Private medical activities	s	s	s	s	s	s
XI - Davao Region		34	3,220,285	2,575,066	-	54,195	53
Q86121	Private general hospitals activities	25	3,044,997	2,421,986	-	46,881	53
Q86122	Private sanitaria and other similar activities	s	s	s	s	s	s
Q86123	Private mental health and substance abuse hospitals	s	s	s	s	s	s
Q86221	Private medical activities )	4	65,302	53,937	-	4,519	-
Q86229	Private medical, dental and other health activities, n.e.c. )						
Q86900	Other human health activities	s	s	s	s	s	



TABLE 4a Number of Establishments and Revenue by Type for Human Health and Social Work Activities Establishments with Total Employment of 20 and Over by Region and Industry Sub-Class: Philippines, 2010 (Continued)

(Value in thousand pesos. Details may not add-up to total due to rounding and/or statistical disclosure control)

2009 PSIC Code	Industry Description	Number of Establishments	Revenue				
			Total	Revenue from Main Activity	Interest Income	Value of Non-Industrial Services Done for Others	Dividend Income
		(1)	(2)	(3)	(4)	(5)	(6)
Q87909	Other residential care activities, n.e.c.	s	s	s	s	s	s
Q88904	Charitable activities	s	s	s	s	s	s
XII - SOCCSKSARGEN		33	1,555,659	1,092,682	-	23,509	-
Q86121	Private general hospitals activities	29	1,525,863	1,072,513	-	21,006	-
Q86221	Private medical activities	s	s	s	s	s	s
Q87202	Caring for the mentally and physically handicapped	s	s	s	s	s	s
XIII - Caraga		7	441,634	363,309	-	1,232	-
Q86121	Private general hospitals activities	s	s	s	s	s	s
Q86221	Private medical activities	s	s	s	s	s	s
Autonomous Region in Muslim Mindanao		3	130,173	96,543	-	253	-
Q86121	Private general hospitals activities	3	130,173	96,543	-	253	-

2009 PSIC Code	Industry Description	Revenue						
		Commissions and Fees Earned	Service Charges	Value of Goods for Resale	Royalty Income	Franchise Income	Foreign Exchange Gains	Other Income
		(7)	(9)	(10)	(11)	(12)	(13)	(14)
Philippines		25,147	1,369	7,316,139	-	-	10,232	147,988
Q86121	Private general hospitals activities	21,912	440	7,107,643	-	-	10,036	128,043
Q86122	Private sanitaria and other similar activities	s	s	s	s	s	s	s
Q86123	Private mental health and substance abuse hospitals	s	s	s	s	s	s	s
Q86221	Private medical activities	3,235	478	192,882	-	-	-	7,609
Q86222	Private dental and laboratory services	-	-	-	-	-	-	-
Q86223	Child care clinics	s	s	s	s	s	s	s
Q86229	Private medical, dental and other health activities, n.e.c.	-	-	-	-	-	-	43
Q86900	Other human health activities	-	-	4,623	-	-	-	1,012
Q87201	Rehabilitation of people addicted to drugs or alcohol	-	-	-	-	-	-	806
Q87202	Caring for the mentally and physically handicapped	-	-	-	-	-	-	-
Q87901	Child care services	-	-	1,653	-	-	170	7,427
Q87903	Caring for the aged and orphans	s	s	s	s	s	s	s
Q87909	Other residential care activities, n.e.c.	-	451	-	-	-	-	955

TABLE 4a Number of Establishments and Revenue by Type for Human Health and Social Work Activities Establishments with Total Employment of 20 and Over by Region and Industry Sub-Class: Philippines, 2010 (Continued)

(Value in thousand pesos. Details may not add-up to total due to rounding and/or statistical disclosure control)

2009 PSIC Code	Industry Description	Revenue						
		Commissions and Fees Earned	Service Charges	Value of Goods for Resale	Royalty Income	Franchise Income	Foreign Exchange Gains	Other Income
		(7)	(8)	(9)	(10)	(11)	(12)	(13)
National Capital Region		2,473	-	1,984,812	-	-	9,967	51,862
Q86121	Private general hospitals activities	-	-	1,833,999	-	-	9,797	34,290
Q86123	Private mental health and substance abuse hospitals	s	s	s	s	s	s	s
Q86221	Private medical activities	2,473	-	147,236	-	-	-	6,105
Q86222	Private dental and laboratory services	-	-	-	-	-	-	-
Q86229	Private medical, dental and other health activities, n.e.c.	-	-	-	-	-	-	-
Q86900	Other human health activities	s	s	s	s	s	s	s
Q87201	Rehabilitation of people addicted to drugs or alcohol	)	-	-	-	-	-	-
Q87202	Caring for the mentally and physically handicapped	)	-	-	-	-	-	-
Q87901	Child care services	-	-	1,653	-	-	170	7,044
Q87903	Caring for the aged and orphans	)	-	-	-	-	-	1,303
Q87909	Other residential care activities, n.e.c.	)	-	-	-	-	-	-
Q88901	Welfare and guidance counseling activities for children	)	-	-	-	-	-	-
Q88902	Child-care activities (including for the handicapped)	)	-	-	-	-	-	-
Q88904	Charitable activities	-	-	-	-	-	-	769
Q88909	Other social work activities without accommodation, n.e.c.	s	s	s	s	s	s	s
Cordillera Administrative Region		-	-	50,679	-	-	-	988
Q86121	Private general hospitals activities	-	-	50,679	-	-	-	988
I - Ilocos Region		-	-	246,086	-	-	-	234
Q86121	Private general hospitals activities	-	-	246,086	-	-	-	234
II - Cagayan Valley		-	-	158,886	-	-	-	8,022
Q86121	Private general hospitals activities	-	-	158,886	-	-	-	8,022
III - Central Luzon		6,000	-	253,598	-	-	-	14,250
Q86121	Private general hospitals activities	6,000	-	253,598	-	-	-	14,217
Q86221	Private medical activities	)	-	-	-	-	-	34
Q86229	Private medical, dental and other health activities, n.e.c.	)	-	-	-	-	-	-
IVA - CALABARZON		14,022	-	805,083	-	-	-	16,531
Q86121	Private general hospitals activities	14,022	-	784,819	-	-	-	16,461
Q86122	Private sanitaria and other similar activities	s	s	s	s	s	s	s
Q86221	Private medical activities	s	s	s	s	s	s	s
Q87201	Rehabilitation of people addicted to drugs or alcohol	s	s	s	s	s	s	s
Q87901	Child care services	s	s	s	s	s	s	s
Q88904	Charitable activities	s	s	s	s	s	s	s
Q88909	Other social work activities without accommodation, n.e.c.	s	s	s	s	s	s	s

TABLE 4a Number of Establishments and Revenue by Type for Human Health and Social Work Activities Establishments with Total Employment of 20 and Over by Region and Industry Sub-Class: Philippines, 2010 (Continued)

(Value in thousand pesos. Details may not add-up to total due to rounding and/or statistical disclosure control)

2009 PSIC Code	Industry Description	Revenue					
		Commissions and Fees Earned	Service Charges	Value of Goods for Resale	Royalty Income	Franchise Income	Foreign Exchange Gains
		(7)	(8)	(9)	(10)	(11)	(12)
	<b>IVB - MIMAROPA</b>	-	-	<b>95,485</b>	-	-	-
Q86121	Private general hospitals activities	s	s	s	s	s	s
Q87202	Caring for the mentally and physically handicapped	s	s	s	s	s	s
	<b>V - Bicol Region</b>	<b>450</b>	-	<b>61,705</b>	-	-	-
Q86121	Private general hospitals activities	450	-	61,705	-	-	9,249
Q87201	Rehabilitation of people addicted to drugs or alcohol	s	s	s	s	s	s
Q88103	for disabled adults	s	s	s	s	s	s
Q88902	Child-care activities (including for the handicapped)	s	s	s	s	s	s
Q88904	Charitable activities	s	s	s	s	s	s
	<b>VI - Western Visayas</b>	<b>16</b>	-	<b>843,909</b>	-	-	-
Q86121	Private general hospitals activities	16	-	842,311	-	-	6,139
Q86221	Private medical activities )	-	-	1,598	-	-	136
Q86223	Child care clinics )	-	-	-	-	-	-
Q88902	Child-care activities (including for the handicapped)	s	s	s	s	s	s
Q88909	Other social work activities without accommodation, n.e.c.	s	s	s	s	s	s
	<b>VII - Central Visayas</b>	-	<b>451</b>	<b>1,088,614</b>	-	-	<b>26</b>
Q86121	Private general hospitals activities	-	-	1,088,614	-	-	3,438
Q86221	Private medical activities	-	-	-	-	-	291
Q86229	Private medical, dental and other health activities, n.e.c.	s	s	s	s	s	s
Q86900	Other human health activities	s	s	s	s	s	s
Q87901	Child care services	s	s	s	s	s	s
Q87909	Other residential care activities, n.e.c.	s	s	s	s	s	s
Q88902	Child-care activities (including for the handicapped)	s	s	s	s	s	s
	<b>VIII - Eastern Visayas</b>	-	-	<b>223,724</b>	-	-	-
Q86121	Private general hospitals activities	s	s	s	s	s	s
Q87901	Child care services	s	s	s	s	s	s
	<b>IX - Zamboanga Peninsula</b>	-	-	<b>90,792</b>	-	-	-
Q86121	Private general hospitals activities	s	s	s	s	s	s
Q86221	Private medical activities	s	s	s	s	s	s
Q88904	Charitable activities	s	s	s	s	s	s
	<b>X - Northern Mindanao</b>	<b>762</b>	<b>478</b>	<b>293,243</b>	-	-	-
Q86121	Private general hospitals activities	s	s	s	s	s	s
Q86221	Private medical activities	s	s	s	s	s	s

TABLE 4a Number of Establishments and Revenue by Type for Human Health and Social Work Activities Establishments with Total Employment of 20 and Over by Region and Industry Sub-Class: Philippines, 2010 (Concluded)

(Value in thousand pesos. Details may not add-up to total due to rounding and/or statistical disclosure control)

2009 PSIC Code	Industry Description	Revenue					
		Commissions and Fees Earned	Service Charges	Value of Goods for Resale	Royalty Income	Franchise Income	Other Income
		(7)	(8)	(9)	(10)	(11)	(12)
	<b>XI - Davao Region</b>	<b>1,424</b>	<b>-</b>	<b>573,971</b>	<b>-</b>	<b>-</b>	<b>239</b>
Q86121	Private general hospitals activities	1,424	-	559,222	-	-	239
Q86122	Private sanitaria and other similar activities	s	s	s	s	s	s
Q86123	Private mental health and substance abuse hospitals	s	s	s	s	s	s
Q86221	Private medical activities )	-	-	6,838	-	-	8
Q86229	Private medical, dental and other health activities, n.e.c. )	-	-	-	-	-	-
Q86900	Other human health activities	s	s	s	s	s	s
Q87909	Other residential care activities, n.e.c.	s	s	s	s	s	s
Q88904	Charitable activities	s	s	s	s	s	s
	<b>XII - SOCCSKSARGEN</b>	<b>-</b>	<b>440</b>	<b>436,997</b>	<b>-</b>	<b>-</b>	<b>2,031</b>
Q86121	Private general hospitals activities	-	440	430,222	-	-	1,682
Q86221	Private medical activities	s	s	s	s	s	s
Q87202	Caring for the mentally and physically handicapped	s	s	s	s	s	s
	<b>XIII - Caraga</b>	<b>-</b>	<b>-</b>	<b>75,669</b>	<b>-</b>	<b>-</b>	<b>1,424</b>
Q86121	Private general hospitals activities	s	s	s	s	s	s
Q86221	Private medical activities	s	s	s	s	s	s
	<b>Autonomous Region in Muslim Mindanao</b>	<b>-</b>	<b>-</b>	<b>32,885</b>	<b>-</b>	<b>-</b>	<b>492</b>
Q86121	Private general hospitals activities	-	-	32,885	-	-	492

s - Data suppressed

) - Data combined

TABLE 4a.1 Number of Establishments and Revenue from Main Activity by Type of Transaction for Human Health and Social Work Activities Establishments with Total Employment of 20 and Over by Region and Industry Sub-Class: Philippines, 2010

(Value in thousand pesos. Details may not add-up to total due to rounding and/or statistical disclosure control)

2009 PSIC Code	Industry Description	Number of Establishments	Revenue from Main Activity		
			Total	Transactions Within the Country	Transactions Outside the Country
		(1)	(2)	(3)	(4)
Philippines		738	63,763,635	63,763,635	-
Q86121	Private general hospitals activities	511	55,204,676	55,204,676	
Q86122	Private sanitaria and other similar activities	s	s	s	s
Q86123	Private mental health and substance abuse hospitals	s	s	s	s
Q86221	Private medical activities	140	4,986,929	4,986,929	-
Q86222	Private dental and laboratory services	5	35,811	35,811	-
Q86223	Child care clinics	s	s	s	s
Q86229	Private medical, dental and other health activities, n.e.c.	28	367,392	367,392	-
Q86900	Other human health activities	4	118,734	118,734	-
Q87201	Rehabilitation of people addicted to drugs or alcohol	3	52,047	52,047	-
Q87202	Caring for the mentally and physically handicapped	4	50,879	50,879	-
Q87901	Child care services	8	875,676	875,676	-
Q87903	Caring for the aged and orphans	s	s	s	s
Q87909	Other residential care activities, n.e.c.	4	198,757	198,757	-
Q88103	Vocational rehabilitation and habilitation activities for disabled adults	s	s	s	s
Q88901	Welfare and guidance counseling activities for children and adolescents	s	s	s	s
Q88902	Child-care activities (including for the handicapped)	4	144,700	144,700	-
Q88904	Charitable activities	12	1,132,017	1,132,017	-
Q88909	Other social work activities without accommodation, n.e.c.	3	192,189	192,189	-
National Capital Region		249	36,286,333	36,286,333	-
Q86121	Private general hospitals activities	88	29,408,348	29,408,348	-
Q86123	Private mental health and substance abuse hospitals	s	s	s	s
Q86221	Private medical activities	108	4,412,370	4,412,370	-
Q86222	Private dental and laboratory services	5	35,811	35,811	-
Q86229	Private medical, dental and other health activities, n.e.c.	20	204,738	204,738	-
Q86900	Other human health activities	s	s	s	s
Q87201	Rehabilitation of people addicted to drugs or alcohol )	3	75,898	75,898	-
Q87202	Caring for the mentally and physically handicapped )				
Q87901	Child care services	5	308,945	308,945	-
Q87903	Caring for the aged and orphans )				
Q87909	Other residential care activities, n.e.c. )	4	316,753	316,753	-
Q88901	Welfare and guidance counseling activities for children and adolescents )	3	150,747	150,747	-
Q88902	Child-care activities (including for the handicapped) )				
Q88904	Charitable activities	8	1,079,404	1,079,404	-
Q88909	Other social work activities without accommodation, n.e.c.	s	s	s	s

TABLE 4a.1 Number of Establishments and Revenue from Main Activity by Type of Transaction for Human Health and Social Work Activities Establishments with Total Employment of 20 and Over by Region and Industry Sub-Class: Philippines, 2010 *(Continued)*

(Value in thousand pesos. Details may not add-up to total due to rounding and/or statistical disclosure control)

2009 PSIC Code	Industry Description	Number of Establishments	Revenue from Main Activity		
			Total	Transactions Within the Country	Transactions Outside the Country
		(1)	(2)	(3)	(4)
	<b>Cordillera Administrative Region</b>	<b>5</b>	<b>605,728</b>	<b>605,728</b>	<b>-</b>
Q86121	Private general hospitals activities	5	605,728	605,728	-
	<b>I - Ilocos Region</b>	<b>30</b>	<b>802,106</b>	<b>802,106</b>	<b>-</b>
Q86121	Private general hospitals activities	30	802,106	802,106	-
	<b>II - Cagayan Valley</b>	<b>15</b>	<b>453,735</b>	<b>453,735</b>	<b>-</b>
Q86121	Private general hospitals activities	15	453,735	453,735	-
	<b>III - Central Luzon</b>	<b>72</b>	<b>2,897,932</b>	<b>2,897,932</b>	<b>-</b>
Q86121	Private general hospitals activities	67	2,803,745	2,803,745	-
Q86221	Private medical activities )	5	94,186	94,186	-
Q86229	Private medical, dental and other health activities, n.e.c. )				
	<b>IVA - CALABARZON</b>	<b>113</b>	<b>6,118,412</b>	<b>6,118,412</b>	<b>-</b>
Q86121	Private general hospitals activities	98	5,249,710	5,249,710	-
Q86122	Private sanitaria and other similar activities	s	s	s	s
Q86221	Private medical activities	s	s	s	s
Q87201	Rehabilitation of people addicted to drugs or alcohol	s	s	s	s
Q87901	Child care services	s	s	s	s
Q88904	Charitable activities	s	s	s	s
Q88909	Other social work activities without accommodation, n.e.c.	s	s	s	s
	<b>IVB - MIMAROPA</b>	<b>11</b>	<b>300,868</b>	<b>300,868</b>	<b>-</b>
Q86121	Private general hospitals activities	s	s	s	s
Q87202	Caring for the mentally and physically handicapped	s	s	s	s
	<b>V - Bicol Region</b>	<b>28</b>	<b>910,503</b>	<b>910,503</b>	<b>-</b>
Q86121	Private general hospitals activities	23	766,219	766,219	-
Q87201	Rehabilitation of people addicted to drugs or alcohol	s	s	s	s
Q88103	Vocational rehabilitation and habilitation activities for disabled adults	s	s	s	s
Q88902	Child-care activities (including for the handicapped)	s	s	s	s
Q88904	Charitable activities	s	s	s	s

TABLE 4a.1 Number of Establishments and Revenue from Main Activity by Type of Transaction for Human Health and Social Work Activities Establishments with Total Employment of 20 and Over by Region and Industry Sub-Class: Philippines, 2010 (Continued)

(Value in thousand pesos. Details may not add-up to total due to rounding and/or statistical disclosure control)

2009 PSIC Code	Industry Description	Number of Establishments	Revenue from Main Activity		
			Total	Transactions Within the Country	Transactions Outside the Country
		(1)	(2)	(3)	(4)
VI - Western Visayas		25	2,834,733	2,834,733	-
Q86121	Private general hospitals activities	19	2,742,774	2,742,774	-
Q86221	Private medical activities )				
Q86223	Child care clinics )	4	77,049	77,049	-
Q88902	Child-care activities (including for the handicapped)	s	s	s	s
Q88909	Other social work activities without accommodation, n.e.c.	s	s	s	s
VII - Central Visayas		45	5,275,759	5,275,759	-
Q86121	Private general hospitals activities	30	5,029,767	5,029,767	-
Q86221	Private medical activities	7	119,202	119,202	-
Q86229	Private medical, dental and other health activities, n.e.c.	s	s	s	s
Q86900	Other human health activities	s	s	s	s
Q87901	Child care services	s	s	s	s
Q87909	Other residential care activities, n.e.c.	s	s	s	s
Q88902	Child-care activities (including for the handicapped)	s	s	s	s
VIII - Eastern Visayas		11	752,426	752,426	-
Q86121	Private general hospitals activities	s	s	s	s
Q87901	Child care services	s	s	s	s
IX - Zamboanga Peninsula		21	723,947	723,947	-
Q86121	Private general hospitals activities	s	s	s	s
Q86221	Private medical activities	s	s	s	s
Q88904	Charitable activities	s	s	s	s
X - Northern Mindanao		36	1,673,556	1,673,556	-
Q86121	Private general hospitals activities	s	s	s	s
Q86221	Private medical activities	s	s	s	s
XI - Davao Region		34	2,575,066	2,575,066	-
Q86121	Private general hospitals activities	25	2,421,986	2,421,986	-
Q86122	Private sanitaria and other similar activities	s	s	s	s
Q86123	Private mental health and substance abuse hospitals	s	s	s	s
Q86221	Private medical activities )				
Q86229	Private medical, dental and other health activities, n.e.c. )	4	53,937	53,937	-
Q86900	Other human health activities	s	s	s	s
Q87909	Other residential care activities, n.e.c.	s	s	s	s
Q88904	Charitable activities	s	s	s	s

TABLE 4a.1 Number of Establishments and Revenue from Main Activity by Type of Transaction for Human Health and Social Work Activities Establishments with Total Employment of 20 and Over by Region and Industry Sub-Class: Philippines, 2010 *(Concluded)*

(Value in thousand pesos. Details may not add-up to total due to rounding and/or statistical disclosure control)

2009 PSIC Code	Industry Description	Number of Establishments	Revenue from Main Activity		
			Total	Transactions Within the Country	Transactions Outside the Country
		(1)	(2)	(3)	(4)
	<b>XII - SOCCSKSARGEN</b>	<b>33</b>	<b>1,092,682</b>	<b>1,092,682</b>	-
Q86121	Private general hospitals activities	29	1,072,513	1,072,513	-
Q86221	Private medical activities	s	s	s	s
Q87202	Caring for the mentally and physically handicapped	s	s	s	s
	<b>XIII - Caraga</b>	<b>7</b>	<b>363,309</b>	<b>363,309</b>	-
Q86121	Private general hospitals activities	s	s	s	s
Q86221	Private medical activities	s	s	s	s
	<b>Autonomous Region in Muslim Mindanao</b>	<b>3</b>	<b>96,543</b>	<b>96,543</b>	-
Q86121	Private general hospitals activities	3	96,543	96,543	-
s - Data suppressed					
) - Data combined					

TABLE 4a.2 Number of Establishments and Value of Non-Industrial Services Done for Others by Human Health and Social Work Activities Establishments with Total Employment of 20 and Over by Region and Industry Sub-Class: Philippines, 2010

(Value in thousand pesos. Details may not add-up to total due to rounding and/or statistical disclosure control)

2009 PSIC Code	Industry Description	Number of Establishments	Non-Industrial Services Done for Others				
			Total	Rent Income from Land	Rental Income from Building and Structures	Other Rental Income	Other Non-Industrial Services Done for Others
			(1)	(2)	(3)	(4)	(5)
Philippines		738	1,006,164	-	275,152	198,515	532,498
Q86121	Private general hospitals activities	511	807,134	-	219,767	124,709	462,658
Q86122	Private sanitaria and other similar activities	s	s	s	s	s	s
Q86123	Private mental health and substance abuse hospitals	s	s	s	s	s	s
Q86221	Private medical activities	140	44,836	-	23,127	240	21,469
Q86222	Private dental and laboratory services	5	-	-	-	-	-
Q86223	Child care clinics	s	s	s	s	s	s
Q86229	Private medical, dental and other health activities, n.e.c.	28	3,102	-	2,965	61	76
Q86900	Other human health activities	4	2,818	-	2,262	51	505
Q87201	Rehabilitation of people addicted to drugs or alcohol	3	6	-	-	-	6
Q87202	Caring for the mentally and physically handicapped	4	4	-	-	-	4
Q87901	Child care services	8	33,251	-	-	-	33,251
Q87903	Caring for the aged and orphans	s	s	s	s	s	s
Q87909	Other residential care activities, n.e.c.	4	46	-	-	-	46



TABLE 4a.2 Number of Establishments and Value of Non-Industrial Services Done for Others by Human Health and Social Work Activities Establishments with Total Employment of 20 and Over by Region and Industry Sub-Class: Philippines, 2010 (Continued)

(Value in thousand pesos. Details may not add-up to total due to rounding and/or statistical disclosure control)

2009 PSIC Code	Industry Description	Number of Establishments	Non-Industrial Services Done for Others				
			Total	Rent Income from Land	Rental Income from Building and Structures	Other Rental Income	Other Non- Industrial Services Done for Others
		(1)	(2)	(3)	(4)	(5)	(6)
Q88103	Vocational rehabilitation and habilitation activities for disabled adults	s	s	s	s	s	s
Q88901	Welfare and guidance counseling activities for children and adolescents	s	s	s	s	s	s
Q88902	Child-care activities (including for the handicapped)	4	4,210	-	-	-	4,210
Q88904	Charitable activities	12	102,601	-	27,030	73,325	2,246
Q88909	Other social work activities without accommodation, n.e.c.	3	4,543	-	-	-	4,543
	<b>National Capital Region</b>	<b>249</b>	<b>541,912</b>	<b>-</b>	<b>133,255</b>	<b>137,448</b>	<b>271,209</b>
Q86121	Private general hospitals activities	88	405,429	-	104,350	64,123	236,956
Q86123	Private mental health and substance abuse hospitals	s	s	s	s	s	s
Q86221	Private medical activities	108	17,253	-	1,874	-	15,379
Q86222	Private dental and laboratory services	5	-	-	-	-	-
Q86229	Private medical, dental and other health activities, n.e.c.	20	13	-	-	-	13
Q86900	Other human health activities	s	s	s	s	s	s
Q87201	Rehabilitation of people addicted to drugs or alcohol )	3	10	-	-	-	4
Q87202	Caring for the mentally and physically handicapped )						
Q87901	Child care services	5	4,860	-	-	-	4,860
Q87903	Caring for the aged and orphans )	4	3,027	-	-	-	3,027
Q87909	Other residential care activities, n.e.c. )						
Q88901	Welfare and guidance counseling activities for children and adolescents )	3	4,127	-	-	-	4,127
Q88902	Child-care activities (including for the handicapped) )						
Q88904	Charitable activities	8	102,563	-	27,030	73,325	2,208
Q88909	Other social work activities without accommodation, n.e.c.	s	s	s	s	s	s
	<b>Cordillera Administrative Region</b>	<b>5</b>	<b>4,908</b>	<b>-</b>	<b>2,225</b>	<b>244</b>	<b>2,439</b>
Q86121	Private general hospitals activities	5	4,908	-	2,225	244	2,439
	<b>I - Ilocos Region</b>	<b>30</b>	<b>16,120</b>	<b>-</b>	<b>614</b>	<b>72</b>	<b>15,434</b>
Q86121	Private general hospitals activities	30	16,120	-	614	72	15,434
	<b>II - Cagayan Valley</b>	<b>15</b>	<b>2,772</b>	<b>-</b>	<b>522</b>	<b>782</b>	<b>1,468</b>
Q86121	Private general hospitals activities	15	2,772	-	522	782	1,468
	<b>III - Central Luzon</b>	<b>72</b>	<b>12,977</b>	<b>-</b>	<b>3,918</b>	<b>7,321</b>	<b>1,739</b>
Q86121	Private general hospitals activities	67	12,902	-	3,918	7,260	1,724

TABLE 4a.2 Number of Establishments and Value of Non-Industrial Services Done for Others by Human Health and Social Work Activities Establishments with Total Employment of 20 and Over by Region and Industry Sub-Class: Philippines, 2010 (Continued)

(Value in thousand pesos. Details may not add-up to total due to rounding and/or statistical disclosure control)

2009 PSIC Code	Industry Description	Number of Establishments	Non-Industrial Services Done for Others				
			Total	Rent Income from Land	Rental Income from Building and Structures	Other Rental Income	Other Non- Industrial Services Done for Others
		(1)	(2)	(3)	(4)	(5)	(6)
Q86221	Private medical activities )	5	75	-	-	61	15
Q86229	Private medical, dental and other health activities, n.e.c. )						
<b>IVA - CALABARZON</b>		<b>113</b>	<b>139,009</b>	<b>-</b>	<b>28,839</b>	<b>40,252</b>	<b>69,918</b>
Q86121	Private general hospitals activities	98	94,396	-	12,624	40,252	41,520
Q86122	Private sanitaria and other similar activities	s	s	s	s	s	s
Q86221	Private medical activities	s	s	s	s	s	s
Q87201	Rehabilitation of people addicted to drugs or alcohol	s	s	s	s	s	s
Q87901	Child care services	s	s	s	s	s	s
Q88904	Charitable activities	s	s	s	s	s	s
Q88909	Other social work activities without accommodation, n.e.c.	s	s	s	s	s	s
<b>IVB - MIMAROPA</b>		<b>11</b>	<b>5,322</b>	<b>-</b>	<b>84</b>	<b>228</b>	<b>5,009</b>
Q86121	Private general hospitals activities	s	s	s	s	s	s
Q87202	Caring for the mentally and physically handicapped	s	s	s	s	s	s
<b>V - Bicol Region</b>		<b>28</b>	<b>8,057</b>	<b>-</b>	<b>873</b>	<b>-</b>	<b>7,184</b>
Q86121	Private general hospitals activities	23	7,852	-	873	-	6,980
Q87201	Rehabilitation of people addicted to drugs or alcohol	s	s	s	s	s	s
Q88103	Vocational rehabilitation and habilitation activities for disabled adults	s	s	s	s	s	s
Q88902	Child-care activities (including for the handicapped)	s	s	s	s	s	s
Q88904	Charitable activities	s	s	s	s	s	s
<b>VI - Western Visayas</b>		<b>25</b>	<b>72,104</b>	<b>-</b>	<b>12,690</b>	<b>3,759</b>	<b>55,655</b>
Q86121	Private general hospitals activities	19	68,542	-	9,945	3,759	54,839
Q86221	Private medical activities )	4	3,501	-	2,746	-	756
Q86223	Child care clinics )						
Q88902	Child-care activities (including for the handicapped)	s	s	s	s	s	s
Q88909	Other social work activities without accommodation, n.e.c.	s	s	s	s	s	s
<b>VII - Central Visayas</b>		<b>45</b>	<b>95,684</b>	<b>-</b>	<b>51,034</b>	<b>7,376</b>	<b>37,274</b>
Q86121	Private general hospitals activities	30	91,407	-	47,197	7,325	36,886
Q86221	Private medical activities	7	2,293	-	2,292	-	1
Q86229	Private medical, dental and other health activities, n.e.c.	s	s	s	s	s	s
Q86900	Other human health activities	s	s	s	s	s	s
Q87901	Child care services	s	s	s	s	s	s
Q87909	Other residential care activities, n.e.c.	s	s	s	s	s	s
Q88902	Child-care activities (including for the handicapped)	s	s	s	s	s	s

TABLE 4a.2 Number of Establishments and Value of Non-Industrial Services Done for Others by Human Health and Social Work Activities Establishments with Total Employment of 20 and Over by Region and Industry Sub-Class: Philippines, 2010 (Concluded)

(Value in thousand pesos. Details may not add-up to total due to rounding and/or statistical disclosure control)

2009 PSIC Code	Industry Description	Number of Establishments	Non-Industrial Services Done for Others				
			Total	Rent Income from Land	Rental Income from Building and Structures	Other Rental Income	Other Non- Industrial Services Done for Others
		(1)	(2)	(3)	(4)	(5)	(6)
	<b>VIII - Eastern Visayas</b>	<b>11</b>	<b>3,857</b>	<b>-</b>	<b>442</b>	<b>68</b>	<b>3,348</b>
Q86121	Private general hospitals activities	s	s	s	s	s	s
Q87901	Child care services	s	s	s	s	s	s
	<b>IX - Zamboanga Peninsula</b>	<b>21</b>	<b>13,152</b>	<b>-</b>	<b>10,893</b>	<b>-</b>	<b>2,259</b>
Q86121	Private general hospitals activities	s	s	s	s	s	s
Q86221	Private medical activities	s	s	s	s	s	s
Q88904	Charitable activities	s	s	s	s	s	s
	<b>X - Northern Mindanao</b>	<b>36</b>	<b>11,101</b>	<b>-</b>	<b>1,862</b>	<b>-</b>	<b>9,239</b>
Q86121	Private general hospitals activities	s	s	s	s	s	s
Q86221	Private medical activities	s	s	s	s	s	s
	<b>XI - Davao Region</b>	<b>34</b>	<b>54,195</b>	<b>-</b>	<b>22,055</b>	<b>713</b>	<b>31,426</b>
Q86121	Private general hospitals activities	25	46,881	-	18,373	344	28,165
Q86122	Private sanitaria and other similar activities	s	s	s	s	s	s
Q86123	Private mental health and substance abuse hospitals	s	s	s	s	s	s
Q86221	Private medical activities )	4	4,519	-	1,420	240	2,858
Q86229	Private medical, dental and other health activities, n.e.c. )						
Q86900	Other human health activities	s	s	s	s	s	s
Q87909	Other residential care activities, n.e.c.	s	s	s	s	s	s
Q88904	Charitable activities	s	s	s	s	s	s
	<b>XII - SOCCSKSARGEN</b>	<b>33</b>	<b>23,509</b>	<b>-</b>	<b>4,614</b>	<b>-</b>	<b>18,895</b>
Q86121	Private general hospitals activities	29	21,006	-	4,614	-	16,392
Q86221	Private medical activities	s	s	s	s	s	s
Q87202	Caring for the mentally and physically handicapped	s	s	s	s	s	s
	<b>XIII - Caraga</b>	<b>7</b>	<b>1,232</b>	<b>-</b>	<b>1,232</b>	<b>-</b>	<b>-</b>
Q86121	Private general hospitals activities	s	s	s	s	s	s
Q86221	Private medical activities	s	s	s	s	s	s
	<b>Autonomous Region in Muslim Mindanao</b>	<b>3</b>	<b>253</b>	<b>-</b>	<b>-</b>	<b>253</b>	<b>-</b>
Q86121	Private general hospitals activities	3	253	-	-	253	-

s - Data suppressed

) - Data combined

TABLE 5a Number of Establishments and Cost by Type for Human Health and Social Work Activities Establishments with Total Employment of 20 and Over  
by Region and Industry Sub-Class: Philippines, 2010

(Value in thousand pesos. Details may not add-up to total due to rounding and/or statistical disclosure control)

2009 PSIC Code	Industry Description	Number of Establishments	Cost			
			Total	Materials and Supplies Purchased	Fuels, Lubricants, Oils and Greases Purchased	Electricity and Water Purchased
Philippines		738	47,397,803	19,238,265	303,388	3,673,873
Q86121	Private general hospitals activities	511	41,608,517	16,737,647	233,025	3,351,785
Q86122	Private sanitaria and other similar activities	s	s	s	s	s
Q86123	Private mental health and substance abuse hospitals	s	s	s	s	s
Q86221	Private medical activities	140	3,515,560	1,135,513	47,278	238,401
Q86222	Private dental and laboratory services	5	9,782	2,082	135	2,040
Q86223	Child care clinics	s	s	s	s	s
Q86229	Private medical, dental and other health activities, n.e.c.	28	250,465	132,919	3,655	17,337
Q86900	Other human health activities	4	93,984	20,175	247	4,405
Q87201	Rehabilitation of people addicted to drugs or alcohol	3	44,254	12,917	1,948	1,537
Q87202	Caring for the mentally and physically handicapped	4	42,908	9,030	315	1,138
Q87901	Child care services	8	278,656	105,876	6,580	19,251
Q87903	Caring for the aged and orphans	s	s	s	s	s
Q87909	Other residential care activities, n.e.c.	4	132,930	25,056	2,706	4,864
Q88103	Vocational rehabilitation and habilitation activities for disabled adults	s	s	s	s	s
Q88901	Welfare and guidance counseling activities for children and adolescents	s	s	s	s	s
Q88902	Child-care activities (including for the handicapped)	4	105,713	64,404	1,030	3,154
Q88904	Charitable activities	12	968,851	802,107	4,224	12,241
Q88909	Other social work activities without accommodation, n.e.c.	3	79,790	62,138	381	1,322
National Capital Region		249	26,300,689	10,415,687	142,412	2,087,565
Q86121	Private general hospitals activities	88	21,425,279	8,319,651	91,141	1,825,711
Q86123	Private mental health and substance abuse hospitals	s	s	s	s	s
Q86221	Private medical activities	108	3,150,548	1,004,879	39,737	209,916
Q86222	Private dental and laboratory services	5	9,782	2,082	135	2,040
Q86229	Private medical, dental and other health activities, n.e.c.	20	119,034	64,988	1,900	9,280
Q86900	Other human health activities	s	s	s	s	s
Q87201	Rehabilitation of people addicted to drugs or alcohol )	3	64,879	5,624	714	1,268
Q87202	Caring for the mentally and physically handicapped )					
Q87901	Child care services	5	129,146	14,936	1,328	7,077
Q87903	Caring for the aged and orphans )					
Q87909	Other residential care activities, n.e.c. )	4	182,769	37,711	2,459	10,427
Q88901	Welfare and guidance counseling activities for children ) and adolescents )	3	119,642	88,592	702	3,422
Q88902	Child-care activities (including for the handicapped) )					
Q88904	Charitable activities	8	933,968	793,672	4,000	10,885
Q88909	Other social work activities without accommodation, n.e.c.	s	s	s	s	s
Cordillera Administrative Region		5	157,729	45,282	1,440	8,298
Q86121	Private general hospitals activities	5	157,729	45,282	1,440	8,298

TABLE 5a Number of Establishments and Cost by Type for Human Health and Social Work Activities: Establishments with Total Employment of 20 and Over by Region and Industry Sub-Class: Philippines, 2010 (Continued)

(Value in thousand pesos. Details may not add-up to total due to rounding and/or statistical disclosure control)

2009 PSIC Code	Industry Description	Number of Establishments	Cost			
			Total	Materials and Supplies Purchased	Fuels, Lubricants, Oils and Greases Purchased	Electricity and Water Purchased
			(1)	(2)	(3)	(4)
	I - Ilocos Region	30	763,455	284,700	3,969	50,367
Q86121	Private general hospitals activities	30	763,455	284,700	3,969	50,367
	II - Cagayan Valley	15	455,584	214,396	8,185	34,381
Q86121	Private general hospitals activities	15	455,584	214,396	8,185	34,381
	III - Central Luzon	72	1,951,935	928,541	21,842	230,265
Q86121	Private general hospitals activities	67	1,879,835	890,507	21,299	224,524
Q86221	Private medical activities )	5	72,100	38,033	544	5,741
Q86229	Private medical, dental and other health activities, n.e.c. )					
	IVA - CALABARZON	113	4,017,842	1,463,092	31,242	397,988
Q86121	Private general hospitals activities	98	3,679,313	1,308,220	22,781	368,832
Q86122	Private sanitaria and other similar activities	s	s	s	s	s
Q86221	Private medical activities	s	s	s	s	s
Q87201	Rehabilitation of people addicted to drugs or alcohol	s	s	s	s	s
Q87901	Child care services	s	s	s	s	s
Q88904	Charitable activities	s	s	s	s	s
Q88909	Other social work activities without accommodation, n.e.c.	s	s	s	s	s
	IVB - MIMAROPA	11	217,153	75,453	905	21,287
Q86121	Private general hospitals activities	s	s	s	s	s
Q87202	Caring for the mentally and physically handicapped	s	s	s	s	s
	V - Bicol Region	28	620,703	279,923	6,446	46,598
Q86121	Private general hospitals activities	23	494,982	213,595	5,151	44,272
Q87201	Rehabilitation of people addicted to drugs or alcohol	s	s	s	s	s
Q88103	Vocational rehabilitation and habilitation activities for disabled adults	s	s	s	s	s
Q88902	Child-care activities (including for the handicapped)	s	s	s	s	s
Q88904	Charitable activities	s	s	s	s	s
	VI - Western Visayas	25	2,440,663	769,974	10,433	219,391
Q86121	Private general hospitals activities	19	2,385,333	750,144	9,475	215,681
Q86221	Private medical activities )	4	49,546	18,870	627	3,400
Q86223	Child care clinics )					
Q88902	Child-care activities (including for the handicapped)	s	s	s	s	s
Q88909	Other social work activities without accommodation, n.e.c.	s	s	s	s	

TABLE 5a Number of Establishments and Cost by Type for Human Health and Social Work Activities: Establishments with Total Employment of 20 and Over  
by Region and Industry Sub-Class: Philippines, 2010 (Continued)

(Value in thousand pesos. Details may not add-up to total due to rounding and/or statistical disclosure control)

2009 PSIC Code	Industry Description	Number of Establishments	Cost			
			Total	Materials and Supplies Purchased	Fuels, Lubricants, Oils and Greases Purchased	Electricity and Water Purchased
		(1)	(2)	(3)	(4)	(5)
VII - Central Visayas		45	4,300,424	2,327,156	20,370	185,046
Q86121	Private general hospitals activities	30	4,164,885	2,274,507	17,073	177,803
Q86221	Private medical activities	7	62,845	23,954	1,466	3,179
Q86229	Private medical, dental and other health activities, n.e.c.	s	s	s	s	s
Q86900	Other human health activities	s	s	s	s	s
Q87901	Child care services	s	s	s	s	s
Q87909	Other residential care activities, n.e.c.	s	s	s	s	s
Q88902	Child-care activities (including for the handicapped)	s	s	s	s	s
VIII - Eastern Visayas		11	660,718	273,449	2,650	34,152
Q86121	Private general hospitals activities	s	s	s	s	s
Q87901	Child care services	s	s	s	s	s
IX - Zamboanga Peninsula		21	564,438	270,539	15,753	47,879
Q86121	Private general hospitals activities	s	s	s	s	s
Q86221	Private medical activities	s	s	s	s	s
Q88904	Charitable activities	s	s	s	s	s
X - Northern Mindanao		36	1,289,369	527,820	15,823	106,992
Q86121	Private general hospitals activities	s	s	s	s	s
Q86221	Private medical activities	s	s	s	s	s
XI - Davao Region		34	2,126,420	879,992	7,727	119,829
Q86121	Private general hospitals activities	25	2,007,898	837,808	5,691	112,689
Q86122	Private sanitaria and other similar activities	s	s	s	s	s
Q86123	Private mental health and substance abuse hospitals	s	s	s	s	s
Q86221	Private medical activities )	4	46,704	22,558	760	2,035
Q86229	Private medical, dental and other health activities, n.e.c. )					
Q86900	Other human health activities	s	s	s	s	s
Q87909	Other residential care activities, n.e.c.	s	s	s	s	s
Q88904	Charitable activities	s	s	s	s	s
XII - SOCCSKSARGEN		33	1,091,261	316,770	11,007	57,729
Q86121	Private general hospitals activities	29	1,074,308	312,207	10,550	56,424
Q86221	Private medical activities	s	s	s	s	s
Q87202	Caring for the mentally and physically handicapped	s	s	s	s	s
XIII - Caraga		7	331,141	156,125	3,038	23,031
Q86121	Private general hospitals activities	s	s	s	s	s
Q86221	Private medical activities	s	s	s	s	s

TABLE 5a Number of Establishments and Cost by Type for Human Health and Social Work Activities Establishments with Total Employment of 20 and Over by Region and Industry Sub-Class: Philippines, 2010 (Continued)

(Value in thousand pesos. Details may not add-up to total due to rounding and/or statistical disclosure control)

2009 PSIC Code	Industry Description	Number of Establishments	Cost			
			Total	Materials and Supplies Purchased	Fuels, Lubricants, Oils and Greases Purchased	Electricity and Water Purchased
		(1)	(2)	(3)	(4)	(5)

	<b>Autonomous Region in Muslim Mindanao</b>	<b>3</b>	<b>108,280</b>	<b>9,368</b>	<b>146</b>	<b>3,077</b>
Q86121	Private general hospitals activities	3	108,280	9,368	146	3,077

2009 PSIC Code	Industry Description	Cost					
		Industrial Services Done by Others	Non-Industrial Services Done by Others	Interest Expense	Goods Purchased for Resale	Taxes on Product and Production	Research and Experimental Development
		(6)	(7)	(8)	(9)	(10)	(11)

	<b>Philippines</b>	<b>1,704,207</b>	<b>7,672,622</b>	<b>805,046</b>	<b>6,278,371</b>	<b>414,499</b>	<b>63,838</b>
Q86121	Private general hospitals activities	1,404,277	5,913,396	762,074	6,090,116	358,680	57,276
Q86122	Private sanitaria and other similar activities	s	s	s	s	s	s
Q86123	Private mental health and substance abuse hospitals	s	s	s	s	s	s
Q86221	Private medical activities	216,796	1,296,698	34,809	176,298	37,418	4,564
Q86222	Private dental and laboratory services	-	4,504	20	-	277	-
Q86223	Child care clinics	s	s	s	s	s	s
Q86229	Private medical, dental and other health activities, n.e.c.	17,824	53,329	400	-	3,654	20
Q86900	Other human health activities	19,254	31,331	-	3,568	2,933	344
Q87201	Rehabilitation of people addicted to drugs or alcohol	1,310	23,121	-	-	359	-
Q87202	Caring for the mentally and physically handicapped	-	31,994	-	-	55	-
Q87901	Child care services	4,903	68,710	2,612	-	463	-
Q87903	Caring for the aged and orphans	s	s	s	s	s	s
Q87909	Other residential care activities, n.e.c.	2,166	83,877	1,953	-	2,095	243
Q88103	Vocational rehabilitation and habilitation activities	s	s	s	s	s	s
Q88901	Welfare and guidance counseling activities for children	s	s	s	s	s	s
Q88902	Child-care activities (including for the handicapped)	261	29,725	-	-	154	-
Q88904	Charitable activities	33,051	93,430	1,031	-	5,477	60
Q88909	Other social work activities without accommodation, n.e.c.	-	10,412	1,740	-	38	1,000

	<b>National Capital Region</b>	<b>1,165,608</b>	<b>5,509,193</b>	<b>478,126</b>	<b>1,899,717</b>	<b>219,896</b>	<b>31,688</b>
Q86121	Private general hospitals activities	884,515	3,969,641	444,784	1,757,137	175,069	27,183
Q86123	Private mental health and substance abuse hospitals	s	s	s	s	s	s
Q86221	Private medical activities	206,194	1,196,883	28,756	140,550	32,942	4,097
Q86222	Private dental and laboratory services	-	4,504	20	-	277	-
Q86229	Private medical, dental and other health activities, n.e.c.	14,042	14,512	171	-	2,172	-
Q86900	Other human health activities	s	s	s	s	s	s
Q87201	Rehabilitation of people addicted to drugs or alcohol )	1,310	53,026	-	-	288	-
Q87202	Caring for the mentally and physically handicapped )						
Q87901	Child care services	4,657	63,154	2,612	-	364	-
Q87903	Caring for the aged and orphans )						
Q87909	Other residential care activities, n.e.c. )	5,221		751	-	2,038	-

TABLE 5a Number of Establishments and Cost by Type for Human Health and Social Work Activities Establishments with Total Employment of 20 and Over  
by Region and Industry Sub-Class: Philippines, 2010 (Continued)

(Value in thousand pesos. Details may not add-up to total due to rounding and/or statistical disclosure control)

2009 PSIC Code	Industry Description	Cost					
		Industrial Services Done by Others	Non-Industrial Services Done by Others	Interest Expense	Goods Purchased for Resale	Taxes on Product and Production	Research and Experimental Development
		(6)	(7)	(8)	(9)	(10)	(11)
Q88901	Welfare and guidance counseling activities for children and adolescents )	-	8,780	-	-	30	-
Q88902	Child-care activities (including for the handicapped) )						
Q88904	Charitable activities	30,750	74,393	1,031	-	4,892	60
Q88909	Other social work activities without accommodation, n.e.c.	s	s	s	s	s	s
	<b>Cordillera Administrative Region</b>	<b>7,293</b>	<b>29,321</b>	<b>-</b>	<b>30,402</b>	<b>656</b>	<b>963</b>
Q86121	Private general hospitals activities	7,293	29,321	-	30,402	656	963
	<b>I - Ilocos Region</b>	<b>29,511</b>	<b>103,907</b>	<b>16,494</b>	<b>210,404</b>	<b>5,546</b>	<b>101</b>
Q86121	Private general hospitals activities	29,511	103,907	16,494	210,404	5,546	101
	<b>II - Cagayan Valley</b>	<b>1,808</b>	<b>20,528</b>	<b>3,884</b>	<b>125,441</b>	<b>3,691</b>	<b>-</b>
Q86121	Private general hospitals activities	1,808	20,528	3,884	125,441	3,691	-
	<b>III - Central Luzon</b>	<b>50,070</b>	<b>183,846</b>	<b>36,701</b>	<b>228,641</b>	<b>21,374</b>	<b>680</b>
Q86121	Private general hospitals activities	48,265	165,736	34,852	228,641	20,846	680
Q86221	Private medical activities )	1,805	18,111	1,849	-	527	-
Q86229	Private medical, dental and other health activities, n.e.c. )						
	<b>IVA - CALABARZON</b>	<b>129,430</b>	<b>586,108</b>	<b>95,648</b>	<b>651,024</b>	<b>53,306</b>	<b>7,400</b>
Q86121	Private general hospitals activities	122,919	521,139	93,691	632,899	51,309	7,162
Q86122	Private sanitaria and other similar activities	s	s	s	s	s	s
Q86221	Private medical activities	s	s	s	s	s	s
Q87201	Rehabilitation of people addicted to drugs or alcohol	s	s	s	s	s	s
Q87901	Child care services	s	s	s	s	s	s
Q88904	Charitable activities	s	s	s	s	s	s
Q88909	Other social work activities without accommodation, n.e.c.	s	s	s	s	s	s
	<b>IVB - MIMAROPA</b>	<b>2,261</b>	<b>13,914</b>	<b>867</b>	<b>78,899</b>	<b>1,582</b>	<b>631</b>
Q86121	Private general hospitals activities	s	s	s	s	s	s
Q87202	Caring for the mentally and physically handicapped	s	s	s	s	s	s
	<b>V - Bicol Region</b>	<b>6,604</b>	<b>110,947</b>	<b>8,856</b>	<b>47,301</b>	<b>3,240</b>	<b>187</b>
Q86121	Private general hospitals activities	5,653	75,304	8,856	47,301	2,903	187
Q87201	Rehabilitation of people addicted to drugs or alcohol	s	s	s	s	s	s
Q88103	Vocational rehabilitation and habilitation activities for disabled adults	s	s	s	s	s	s
Q88902	Child-care activities (including for the handicapped)	s	s	s	s	s	s
Q88904	Charitable activities	s	s	s	s	s	s



TABLE 5a Number of Establishments and Cost by Type for Human Health and Social Work Activities Establishments with Total Employment of 20 and Over by Region and Industry Sub-Class: Philippines, 2010 (Continued)

(Value in thousand pesos. Details may not add-up to total due to rounding and/or statistical disclosure control)

2009 PSIC Code	Industry Description	Cost						
		Industrial Services Done by Others	Non-Industrial Services Done by Others	Interest Expense	Goods Purchased for Resale	Taxes on Product and Production	Research and Experimental Development	
		(6)	(7)	(8)	(9)	(10)	(11)	
	VI - Western Visayas	50,277	227,906	34,444	686,657	13,725	1,417	
Q86121	Private general hospitals activities	49,224	213,607	31,646	685,506	12,109	354	
Q86221	Private medical activities	)	1,053	14,074	1,058	1,151	1,592	63
Q86223	Child care clinics							
Q88902	Child-care activities (including for the handicapped)	s	s	s	s	s	s	
Q88909	Other social work activities without accommodation, n.e.c.	s	s	s	s	s	s	
	VII - Central Visayas	103,874	259,639	15,454	876,070	30,357	11,073	
Q86121	Private general hospitals activities	100,374	210,579	13,617	876,070	27,916	10,810	
Q86221	Private medical activities	929	24,249	-	-	1,010	-	
Q86229	Private medical, dental and other health activities, n.e.c.	s	s	s	s	s	s	
Q86900	Other human health activities	s	s	s	s	s	s	
Q87901	Child care services	s	s	s	s	s	s	
Q87909	Other residential care activities, n.e.c.	s	s	s	s	s	s	
Q88902	Child-care activities (including for the handicapped)	s	s	s	s	s	s	
	VIII - Eastern Visayas	21,863	41,780	2,521	196,503	2,853	894	
Q86121	Private general hospitals activities	s	s	s	s	s	s	
Q87901	Child care services	s	s	s	s	s	s	
	IX - Zamboanga Peninsula	22,534	33,943	9,246	70,191	8,514	-	
Q86121	Private general hospitals activities	s	s	s	s	s	s	
Q86221	Private medical activities	s	s	s	s	s	s	
Q88904	Charitable activities	s	s	s	s	s	s	
	X - Northern Mindanao	22,924	117,427	35,595	245,099	12,185	310	
Q86121	Private general hospitals activities	s	s	s	s	s	s	
Q86221	Private medical activities	s	s	s	s	s	s	
	XI - Davao Region	43,492	271,374	29,431	489,486	18,226	6,483	
Q86121	Private general hospitals activities	40,179	240,305	29,431	476,050	14,487	6,157	
Q86122	Private sanitaria and other similar activities	s	s	s	s	s	s	
Q86123	Private mental health and substance abuse hospitals	s	s	s	s	s	s	
Q86221	Private medical activities	)	1,950	9,461	-	6,688	520	-
Q86229	Private medical, dental and other health activities, n.e.c.							
Q86900	Other human health activities	s	s	s	s	s	s	
Q87909	Other residential care activities, n.e.c.	s	s	s	s	s	s	
Q88904	Charitable activities	s	s	s	s	s	s	

TABLE 5a Number of Establishments and Cost by Type for Human Health and Social Work Activities Establishments with Total Employment of 20 and Over by Region and Industry Sub-Class: Philippines, 2010 (Continued)

(Value in thousand pesos. Details may not add-up to total due to rounding and/or statistical disclosure control)

2009 PSIC Code	Industry Description	Cost					
		Industrial Services Done by Others	Non-Industrial Services Done by Others	Interest Expense	Goods Purchased for Resale	Taxes on Product and Production	Research and Experimental Development
		(6)	(7)	(8)	(9)	(10)	(11)
	<b>XII - SOCCSKSARGEN</b>	<b>24,755</b>	<b>100,186</b>	<b>35,654</b>	<b>350,510</b>	<b>8,871</b>	<b>1,585</b>
Q86121	Private general hospitals activities	24,312	97,796	35,654	345,160	8,607	1,418
Q86221	Private medical activities	s	s	s	s	s	s
Q87202	Caring for the mentally and physically handicapped	s	s	s	s	s	s
	<b>XIII - Caraga</b>	<b>14,079</b>	<b>20,556</b>	<b>2,124</b>	<b>63,880</b>	<b>10,126</b>	<b>426</b>
Q86121	Private general hospitals activities	s	s	s	s	s	s
Q86221	Private medical activities	s	s	s	s	s	s
	<b>Autonomous Region in Muslim Mindanao</b>	<b>7,827</b>	<b>42,049</b>	<b>-</b>	<b>28,146</b>	<b>352</b>	<b>-</b>
Q86121	Private general hospitals activities	7,827	42,049	-	28,146	352	-

2009 PSIC Code	Industry Description	Cost						
		Environmental Protection Expense	Royalty Fee	Franchise Fee	Foreign Exchange Losses	Bad and Doubtful Debts	Depreciation of Fixed Assets	Other Cost
		(12)	(13)	(14)	(15)	(16)	(17)	(18)
	<b>Philippines</b>	<b>33,246</b>	<b>-</b>	<b>498</b>	<b>15,377</b>	<b>634,030</b>	<b>5,253,386</b>	<b>1,307,157</b>
Q86121	Private general hospitals activities	32,722	-	444	6,975	605,189	4,793,192	1,261,719
Q86122	Private sanatoria and other similar activities	s	s	s	s	s	s	s
Q86123	Private mental health and substance abuse hospitals	s	s	s	s	s	s	s
Q86221	Private medical activities	318	-	54	3,263	5,485	297,311	21,352
Q86222	Private dental and laboratory services	-	-	-	-	-	723	-
Q86223	Child care clinics	s	s	s	s	s	s	s
Q86229	Private medical, dental and other health activities, n.e.c.	-	-	-	-	300	20,384	643
Q86900	Other human health activities	-	-	-	-	64	11,663	-
Q87201	Rehabilitation of people addicted to drugs or alcohol	-	-	-	-	-	2,535	526
Q87202	Caring for the mentally and physically handicapped	-	-	-	-	-	376	-
Q87901	Child care services	37	-	-	-	22,431	47,569	224
Q87903	Caring for the aged and orphans	s	s	s	s	s	s	s
Q87909	Other residential care activities, n.e.c.	-	-	-	1,544	410	5,954	2,061
Q88103	Vocational rehabilitation and habilitation activities	s	s	s	s	s	s	s
Q88901	Welfare and guidance counseling activities for children	s	s	s	s	s	s	s
Q88902	Child-care activities (including for the handicapped)	-	-	-	1,347	-	4,610	1,029
Q88904	Charitable activities	90	-	-	1,454	150	11,323	4,213
Q88909	Other social work activities without accommodation, n.e.c.	-	-	-	93	-	1,685	982

TABLE 5a Number of Establishments and Cost by Type for Human Health and Social Work Activities Establishments with Total Employment of 20 and Over by Region and Industry Sub-Class: Philippines, 2010 (Continued)

(Value in thousand pesos. Details may not add-up to total due to rounding and/or statistical disclosure control)

2009 PSIC Code	Industry Description	Cost						
		Environmental Protection Expense	Royalty Fee	Franchise Fee	Foreign Exchange Losses	Bad and Doubtful Debts	Depreciation of Fixed Assets	Other Cost
		(12)	(13)	(14)	(15)	(16)	(17)	(18)
	National Capital Region	11,253	-	54	7,140	244,384	3,131,191	956,777
Q86121	Private general hospitals activities	11,045	-	-	103	215,938	2,784,163	919,198
Q86123	Private mental health and substance abuse hospitals	s	s	s	s	s	s	s
Q86221	Private medical activities	118	-	54	3,263	5,198	259,523	18,437
Q86222	Private dental and laboratory services	-	-	-	-	-	723	-
Q86229	Private medical, dental and other health activities, n.e.c.	-	-	-	-	200	11,655	115
Q86900	Other human health activities	s	s	s	s	s	s	s
Q87201	Rehabilitation of people addicted to drugs or alcohol )	-	-	-	-	-	6	-
Q87202	Caring for the mentally and physically handicapped )	-	-	-	-	-	-	-
Q87901	Child care services	-	-	-	-	22,431	12,362	224
Q87903	Caring for the aged and orphans )	-	-	-	-	-	-	-
Q87909	Other residential care activities, n.e.c. )	-	-	-	1,544	402	38,248	2,117
Q88901	Welfare and guidance counseling activities for children and adolescents )	-	-	-	701	-	4,166	13,250
Q88902	Child-care activities (including for the handicapped) )	-	-	-	-	-	-	-
Q88904	Charitable activities )	90	-	-	1,437	150	10,600	2,007
Q88909	Other social work activities without accommodation, n.e.c.	s	s	s	s	s	s	s
	Cordillera Administrative Region	-	-	-	-	1,177	32,341	556
Q86121	Private general hospitals activities	-	-	-	-	1,177	32,341	556
	I - Ilocos Region	-	-	-	-	13,314	38,847	6,295
Q86121	Private general hospitals activities	-	-	-	-	13,314	38,847	6,295
	II - Cagayan Valley	-	-	-	-	5,819	34,466	2,986
Q86121	Private general hospitals activities	-	-	-	-	5,819	34,466	2,986
	III - Central Luzon	2,118	-	-	-	10,834	216,554	20,468
Q86121	Private general hospitals activities )	2,118	-	-	-	10,734	211,358	20,274
Q86221	Private medical activities )	-	-	-	-	-	-	-
Q86229	Private medical, dental and other health activities, n.e.c.	-	-	-	-	100	5,196	194
	IVA - CALABARZON	8,734	-	168	2,633	50,005	490,532	50,534
Q86121	Private general hospitals activities	8,468	-	168	2,633	50,005	440,586	48,499
Q86122	Private sanitaria and other similar activities	s	s	s	s	s	s	s
Q86221	Private medical activities	s	s	s	s	s	s	s
Q87201	Rehabilitation of people addicted to drugs or alcohol	s	s	s	s	s	s	s
Q87901	Child care services	s	s	s	s	s	s	s
Q88904	Charitable activities	s	s	s	s	s	s	s
Q88909	Other social work activities without accommodation, n.e.c.	s	s	s	s	s	s	s

TABLE 5a Number of Establishments and Cost by Type for Human Health and Social Work Activities Establishments with Total Employment of 20 and Over by Region and Industry Sub-Class: Philippines, 2010 (Continued)

(Value in thousand pesos. Details may not add-up to total due to rounding and/or statistical disclosure control)

2009 PSIC Code	Industry Description	Cost						
		Environmental Protection Expense	Royalty Fee	Franchise Fee	Foreign Exchange Losses	Bad and Doubtful Debts	Depreciation of Fixed Assets	Other Cost
		(12)	(13)	(14)	(15)	(16)	(17)	(18)
	<b>IVB - MIMAROPA</b>	<b>956</b>	<b>-</b>	<b>-</b>	<b>183</b>	<b>4,665</b>	<b>15,409</b>	<b>139</b>
Q86121	Private general hospitals activities	s	s	s	s	s	s	s
Q87202	Caring for the mentally and physically handicapped	s	s	s	s	s	s	s
	<b>V - Bicol Region</b>	<b>338</b>	<b>-</b>	<b>-</b>	<b>1,021</b>	<b>25,600</b>	<b>79,816</b>	<b>3,827</b>
Q86121	Private general hospitals activities	338	-	-	66	25,600	64,175	1,580
Q87201	Rehabilitation of people addicted to drugs or alcohol	s	s	s	s	s	s	s
Q88103	Vocational rehabilitation and habilitation activities for disabled adults	s	s	s	s	s	s	s
Q88902	Child-care activities (including for the handicapped)	s	s	s	s	s	s	s
Q88904	Charitable activities	s	s	s	s	s	s	s
	<b>VI - Western Visayas</b>	<b>-</b>	<b>-</b>	<b>-</b>	<b>3,156</b>	<b>36,936</b>	<b>235,340</b>	<b>151,007</b>
Q86121	Private general hospitals activities	-	-	-	3,156	36,889	226,534	151,007
Q86221	Private medical activities )	-	-	-	-	47	7,612	-
Q86223	Child care clinics )	-	-	-	-	-	-	-
Q88902	Child-care activities (including for the handicapped)	s	s	s	s	s	s	s
Q88909	Other social work activities without accommodation, n.e.c.	s	s	s	s	s	s	s
	<b>VII - Central Visayas</b>	<b>8,977</b>	<b>-</b>	<b>229</b>	<b>955</b>	<b>56,060</b>	<b>383,423</b>	<b>21,741</b>
Q86121	Private general hospitals activities	8,977	-	229	563	56,052	370,117	20,198
Q86221	Private medical activities	-	-	-	-	-	7,895	164
Q86229	Private medical, dental and other health activities, n.e.c.	s	s	s	s	s	s	s
Q86900	Other human health activities	s	s	s	s	s	s	s
Q87901	Child care services	s	s	s	s	s	s	s
Q87909	Other residential care activities, n.e.c.	s	s	s	s	s	s	s
Q88902	Child-care activities (including for the handicapped)	s	s	s	s	s	s	s
	<b>VIII - Eastern Visayas</b>	<b>143</b>	<b>-</b>	<b>-</b>	<b>158</b>	<b>19,836</b>	<b>60,289</b>	<b>3,628</b>
Q86121	Private general hospitals activities	s	s	s	s	s	s	s
Q87901	Child care services	s	s	s	s	s	s	s
	<b>IX - Zamboanga Peninsula</b>	<b>-</b>	<b>-</b>	<b>-</b>	<b>-</b>	<b>7,132</b>	<b>57,511</b>	<b>21,197</b>
Q86121	Private general hospitals activities	s	s	s	s	s	s	s
Q86221	Private medical activities	s	s	s	s	s	s	s
Q88904	Charitable activities	s	s	s	s	s	s	s
	<b>X - Northern Mindanao</b>	<b>297</b>	<b>-</b>	<b>-</b>	<b>-</b>	<b>39,216</b>	<b>147,865</b>	<b>17,815</b>
Q86121	Private general hospitals activities	s	s	s	s	s	s	s
Q86221	Private medical activities	s	s	s	s	s	s	s

TABLE 5a Number of Establishments and Cost by Type for Human Health and Social Work Activities Establishments with Total Employment of 20 and Over by Region and Industry Sub-Class: Philippines, 2010 (Concluded)

(Value in thousand pesos. Details may not add-up to total due to rounding and/or statistical disclosure control)

2009 PSIC Code	Industry Description	Cost						
		Environmental Protection Expense	Royalty Fee	Franchise Fee	Foreign Exchange Losses	Bad and Doubtful Debts	Depreciation of Fixed Assets	Other Cost
		(12)	(13)	(14)	(15)	(16)	(17)	(18)
	<b>XI - Davao Region</b>	-	-	-	130	30,364	214,761	15,125
Q86121	Private general hospitals activities	-	-	-	113	30,364	200,608	14,017
Q86122	Private sanitaria and other similar activities	s	s	s	s	s	s	s
Q86123	Private mental health and substance abuse hospitals	s	s	s	s	s	s	s
Q86221	Private medical activities )	-	-	-	-	-	2,460	273
Q86229	Private medical, dental and other health activities, n.e.c. )	-	-	-	-	-	-	-
Q86900	Other human health activities	s	s	s	s	s	s	s
Q87909	Other residential care activities, n.e.c.	s	s	s	s	s	s	s
Q88904	Charitable activities	s	s	s	s	s	s	s
	<b>XII - SOCCSKSARGEN</b>	430	-	-	-	81,051	78,354	24,359
Q86121	Private general hospitals activities	380	-	-	-	81,051	77,040	23,709
Q86221	Private medical activities	s	s	s	s	s	s	s
Q87202	Caring for the mentally and physically handicapped	s	s	s	s	s	s	s
	<b>Autonomous Region in Muslim Mindanao</b>	-	-	-	-	5,230	2,639	9,447
Q86121	Private general hospitals activities	-	-	-	-	5,230	2,639	9,447
	<b>XIII - Caraga</b>	-	-	47	-	2,408	34,047	1,256
Q86121	Private general hospitals activities	s	s	s	s	s	s	s
Q86221	Private medical activities	s	s	s	s	s	s	s
	<b>Autonomous Region in Muslim Mindanao</b>	-	-	-	-	5,230	2,639	9,447
Q86121	Private general hospitals activities	-	-	-	-	5,230	2,639	9,447

s - Data suppressed

) - Data combined

TABLE 5a.1 Number of Establishments and Cost of Industrial Services Done by Others for Human Health and Social Work Activities Establishments with Total Employment of 20 and Over by Region and Industry Sub-Class: Philippines, 2010

(Value in thousand pesos. Details may not add-up to total due to rounding and/or statistical disclosure control)

2009 PSIC Code	Industry Description	Number of Establishments	Industrial Services Done by Others		
			Total	Contract and Commission Work	Other Industrial Services
		(1)	(2)	(3)	(4)
Philippines		738	1,704,207	-	1,704,207
Q86121	Private general hospitals activities	511	1,404,277	-	1,404,277
Q86122	Private sanitaria and other similar activities	s	s	s	s
Q86123	Private mental health and substance abuse hospitals	s	s	s	s
Q86221	Private medical activities	140	216,796	-	216,796
Q86222	Private dental and laboratory services	5	-	-	-
Q86223	Child care clinics	s	s	s	s
Q86229	Private medical, dental and other health activities, n.e.c.	28	17,824	-	17,824
Q86900	Other human health activities	4	19,254	-	19,254
Q87201	Rehabilitation of people addicted to drugs or alcohol	3	1,310	-	1,310
Q87202	Caring for the mentally and physically handicapped	4	-	-	-
Q87901	Child care services	8	4,903	-	4,903
Q87903	Caring for the aged and orphans	s	s	s	s
Q87909	Other residential care activities, n.e.c.	4	2,166	-	2,166
Q88103	Vocational rehabilitation and habilitation activities for disabled adults	s	s	s	s
Q88901	Welfare and guidance counseling activities for children and adolescents	s	s	s	s
Q88902	Child-care activities (including for the handicapped)	4	261	-	261
Q88904	Charitable activities	12	33,051	-	33,051
Q88909	Other social work activities without accommodation, n.e.c.	3	-	-	-
National Capital Region		249	1,165,608	-	1,165,608
Q86121	Private general hospitals activities	88	884,515	-	884,515
Q86123	Private mental health and substance abuse hospitals	s	s	s	s
Q86221	Private medical activities	108	206,194	-	206,194
Q86222	Private dental and laboratory services	5	-	-	-
Q86229	Private medical, dental and other health activities, n.e.c.	20	14,042	-	14,042
Q86900	Other human health activities	s	s	s	s
Q87201	Rehabilitation of people addicted to drugs or alcohol )	3	1,310	-	1,310
Q87202	Caring for the mentally and physically handicapped )				
Q87901	Child care services	5	4,657	-	4,657
Q87903	Caring for the aged and orphans )	4	5,221	-	5,221
Q87909	Other residential care activities, n.e.c. )				
Q88901	Welfare and guidance counseling activities for children and adolescents )	3	-	-	-
Q88902	Child-care activities (including for the handicapped) )				
Q88904	Charitable activities	8	30,750	-	30,750
Q88909	Other social work activities without accommodation, n.e.c.	s	s	s	s
Cordillera Administrative Region		5	7,293	-	7,293
Q86121	Private general hospitals activities	5	7,293	-	7,293

TABLE 5a.1 Number of Establishments and Cost of Industrial Services Done by Others for Human Health and Social Work Activities Establishments with Total Employment of 20 and Over by Region and Industry Sub-Class: Philippines, 2010 (Continued)

(Value in thousand pesos. Details may not add-up to total due to rounding and/or statistical disclosure control)

2009 PSIC Code	Industry Description	Number of Establishments	Industrial Services Done by Others		
			Total	Contract and Commission Work	Other Industrial Services
		(1)	(2)	(3)	(4)
	I - Ilocos Region	30	29,511	-	29,511
Q86121	Private general hospitals activities	30	29,511	-	29,511
	II - Cagayan Valley	15	1,808	-	1,808
Q86121	Private general hospitals activities	15	1,808	-	1,808
	III - Central Luzon	72	50,070	-	50,070
Q86121	Private general hospitals activities	67	48,265	-	48,265
Q86221	Private medical activities )	5	1,805	-	1,805
Q86229	Private medical, dental and other health activities, n.e.c. )				
	IVA - CALABARZON	113	129,430	-	129,430
Q86121	Private general hospitals activities	98	122,919	-	122,919
Q86122	Private sanitaria and other similar activities	s	s	s	s
Q86221	Private medical activities	s	s	s	s
Q87201	Rehabilitation of people addicted to drugs or alcohol	s	s	s	s
Q87901	Child care services	s	s	s	s
Q88904	Charitable activities	s	s	s	s
Q88909	Other social work activities without accommodation, n.e.c.	s	s	s	s
	IVB - MIMAROPA	11	2,261	-	2,261
Q86121	Private general hospitals activities	s	s	s	s
Q87202	Caring for the mentally and physically handicapped	s	s	s	s
	V - Bicol Region	28	6,604	-	6,604
Q86121	Private general hospitals activities	23	5,653	-	5,653
Q87201	Rehabilitation of people addicted to drugs or alcohol	s	s	s	s
Q88103	Vocational rehabilitation and habilitation activities for disabled adults	s	s	s	s
Q88902	Child-care activities (including for the handicapped)	s	s	s	s
Q88904	Charitable activities	s	s	s	s
	VI - Western Visayas	25	50,277	-	50,277
Q86121	Private general hospitals activities	19	49,224	-	49,224
Q86221	Private medical activities )	4	1,053	-	1,053
Q86223	Child care clinics )				
Q88902	Child-care activities (including for the handicapped)	s	s	s	s
Q88909	Other social work activities without accommodation, n.e.c.	s	s	s	s

TABLE 5a.1 Number of Establishments and Cost of Industrial Services Done by Others for Human Health and Social Work Activities Establishments with Total Employment of 20 and Over by Region and Industry Sub-Class: Philippines, 2010 (Continued)

(Value in thousand pesos. Details may not add-up to total due to rounding and/or statistical disclosure control)

2009 PSIC Code	Industry Description	Number of Establishments	Industrial Services Done by Others		
			Total	Contract and Commission Work	Other Industrial Services
		(1)	(2)	(3)	(4)
VII - Central Visayas		45	103,874	-	103,874
Q86121	Private general hospitals activities	30	100,374	-	100,374
Q86221	Private medical activities	7	929	-	929
Q86229	Private medical, dental and other health activities, n.e.c.	s	s	s	s
Q86900	Other human health activities	s	s	s	s
Q87901	Child care services	s	s	s	s
Q87909	Other residential care activities, n.e.c.	s	s	s	s
Q88902	Child-care activities (including for the handicapped)	s	s	s	s
VIII - Eastern Visayas		11	21,863	-	21,863
Q86121	Private general hospitals activities	s	s	s	s
Q87901	Child care services	s	s	s	s
IX - Zamboanga Peninsula		21	22,534	-	22,534
Q86121	Private general hospitals activities	s	s	s	s
Q86221	Private medical activities	s	s	s	s
Q88904	Charitable activities	s	s	s	s
X - Northern Mindanao		36	22,924	-	22,924
Q86121	Private general hospitals activities	s	s	s	s
Q86221	Private medical activities	s	s	s	s
XI - Davao Region		34	43,492	-	43,492
Q86121	Private general hospitals activities	25	40,179	-	40,179
Q86122	Private sanitaria and other similar activities	s	s	s	s
Q86123	Private mental health and substance abuse hospitals	s	s	s	s
Q86221	Private medical activities )	4	1,950	-	1,950
Q86229	Private medical, dental and other health activities, n.e.c. )				
Q86900	Other human health activities	s	s	s	s
Q87909	Other residential care activities, n.e.c.	s	s	s	s
Q88904	Charitable activities	s	s	s	s
XII - SOCCSKSARGEN		33	24,755	-	24,755
Q86121	Private general hospitals activities	29	24,312	-	24,312
Q86221	Private medical activities	s	s	s	s
Q87202	Caring for the mentally and physically handicapped	s	s	s	s
XIII - Caraga		7	14,079	-	14,079
Q86121	Private general hospitals activities	s	s	s	s
Q86221	Private medical activities	s	s	s	s



TABLE 5a.1 Number of Establishments and Cost of Industrial Services Done by Others for Human Health and Social Work Activities Establishments with Total Employment of 20 and Over by Region and Industry Sub-Class: Philippines, 2010 (Concluded)

(Value in thousand pesos. Details may not add-up to total due to rounding and/or statistical disclosure control)

2009 PSIC Code	Industry Description	Number of Establishments	Industrial Services Done by Others		
			Total	Contract and Commission Work	Other Industrial Services
		(1)	(2)	(3)	(4)
	Autonomous Region in Muslim Mindanao	3	7,827	-	7,827
Q86121	Private general hospitals activities	3	7,827	-	7,827
s - Data suppressed					
) - Data combined					

TABLE 5a.2 Number of Establishments and Cost of Non-Industrial Services Done by Others for Human Health and Social Work Activities Establishments with Total Employment of 20 and Over by Region and Industry Sub-Class: Philippines, 2010

(Value in thousand pesos. Details may not add-up to total due to rounding and/or statistical disclosure control)

2009 PSIC Code	Industry Description	Number of Establishments	Non-Industrial Services Done by Others				
			Total	Rent Expense for Land	Rental Expense for Building and Structures	Other Rental Expense	Other Non- Industrial Services
		(1)	(2)	(3)	(4)	(5)	(6)
Philippines		738	7,672,622	181,726	599,405	162,832	6,728,659
Q86121	Private general hospitals activities	511	5,913,396	179,687	81,515	158,995	5,493,199
Q86122	Private sanitaria and other similar activities	s	s	s	s	s	s
Q86123	Private mental health and substance abuse hospitals	s	s	s	s	s	s
Q86221	Private medical activities	140	1,296,698	2,027	455,409	3,661	835,601
Q86222	Private dental and laboratory services	5	4,504	-	2,697	-	1,807
Q86223	Child care clinics	s	s	s	s	s	s
Q86229	Private medical, dental and other health activities, n.e.c.	28	53,329	-	10,519	-	42,810
Q86900	Other human health activities	4	31,331	-	5,148	50	26,132
Q87201	Rehabilitation of people addicted to drugs or alcohol	3	23,121	-	2,020	43	21,058
Q87202	Caring for the mentally and physically handicapped	4	31,994	-	500	-	31,494
Q87901	Child care services	8	68,710	-	7,543	-	61,167
Q87903	Caring for the aged and orphans	s	s	s	s	s	s
Q87909	Other residential care activities, n.e.c.	4	83,877	-	8,268	79	75,530
Q88103	Vocational rehabilitation and habilitation activities	s	s	s	s	s	s
Q88901	Welfare and guidance counseling activities for children	s	s	s	s	s	s
Q88902	Child-care activities (including for the handicapped)	4	29,725	12	279	-	29,433
Q88904	Charitable activities	12	93,430	-	11,333	-	82,097
Q88909	Other social work activities without accommodation, n.e.c.	3	10,412	-	2,104	5	8,302
National Capital Region		249	5,509,193	168,817	489,254	126,995	4,724,126
Q86121	Private general hospitals activities	88	3,969,641	168,141	17,866	124,399	3,659,235
Q86123	Private mental health and substance abuse hospitals	s	s	s	s	s	s
Q86221	Private medical activities	108	1,196,883	677	422,764	2,548	770,894
Q86222	Private dental and laboratory services	5	4,504	-	2,697	-	1,807
Q86229	Private medical, dental and other health activities, n.e.c.	20	14,512	-	4,747	-	9,765
Q86900	Other human health activities	s	s	s	s	s	

TABLE 5a.2 Number of Establishments and Cost of Non-Industrial Services Done by Others for Human Health and Social Work Activities Establishments with Total Employment of 20 and Over by Region and Industry Sub-Class: Philippines, 2010 (Continued)

(Value in thousand pesos. Details may not add-up to total due to rounding and/or statistical disclosure control)

2009 PSIC Code	Industry Description	Number of Establishments	Non-Industrial Services Done by Others					
			Total	Rent Expense for Land	Rental Expense for Building and Structures	Other Rental Expense	Other Non- Industrial Services	
			(1)	(2)	(3)	(4)	(5)	(6)
Q87201	Rehabilitation of people addicted to drugs or alcohol	)	3	53,026	-	2,430	43	30,091
Q87202	Caring for the mentally and physically handicapped	)						
Q87901	Child care services	)	5	63,154	-	7,123	-	56,031
Q87903	Caring for the aged and orphans	)						
Q87909	Other residential care activities, n.e.c.	)	4	81,850	-	13,440	-	68,410
Q88901	Welfare and guidance counseling activities for children	)						
	and adolescents	)	3	8,780	-	2,301	-	6,479
Q88902	Child-care activities (including for the handicapped)	)						
Q88904	Charitable activities	)	8	74,393	-	4,417	-	69,976
Q88909	Other social work activities without accommodation, n.e.c.	)	s	s	s	s	s	s
Cordillera Administrative Region			5	29,321	-	-	-	29,321
Q86121	Private general hospitals activities	)	5	29,321	-	-	-	29,321
I - Ilocos Region			30	103,907	-	35	1,610	102,262
Q86121	Private general hospitals activities	)	30	103,907	-	35	1,610	102,262
II - Cagayan Valley			15	20,528	-	-	-	20,528
Q86121	Private general hospitals activities	)	15	20,528	-	-	-	20,528
III - Central Luzon			72	183,846	1,048	17,291	6,322	159,185
Q86121	Private general hospitals activities	)	67	165,736	1,048	17,140	6,322	141,226
Q86221	Private medical activities	)	5	18,111	-	151	-	17,959
Q86229	Private medical, dental and other health activities, n.e.c.	)						
IVA - CALABARZON			113	586,108	7,277	50,915	9,569	518,347
Q86121	Private general hospitals activities	)	98	521,139	7,187	23,386	8,457	482,110
Q86122	Private sanitaria and other similar activities	)	s	s	s	s	s	s
Q86221	Private medical activities	)	s	s	s	s	s	s
Q87201	Rehabilitation of people addicted to drugs or alcohol	)	s	s	s	s	s	s
Q87901	Child care services	)	s	s	s	s	s	s
Q88904	Charitable activities	)	s	s	s	s	s	s
Q88909	Other social work activities without accommodation, n.e.c.	)	s	s	s	s	s	s
IVB - MIMAROPA			11	13,914	-	-	-	13,914
Q86121	Private general hospitals activities	)	s	s	s	s	s	s
Q87202	Caring for the mentally and physically handicapped	)	s	s	s	s	s	s

TABLE 5a.2 Number of Establishments and Cost of Non-Industrial Services Done by Others for Human Health and Social Work Activities Establishments with Total Employment of 20 and Over by Region and Industry Sub-Class: Philippines, 2010 (Continued)

(Value in thousand pesos. Details may not add-up to total due to rounding and/or statistical disclosure control)

2009 PSIC Code	Industry Description	Number of Establishments	Non-Industrial Services Done by Others				
			Total	Rent Expense for Land	Rental Expense for Building and Structures	Other Rental Expense	Other Non- Industrial Services
		(1)	(2)	(3)	(4)	(5)	(6)
V - Bicol Region		28	110,947	1,243	3,560	-	106,144
Q86121	Private general hospitals activities	23	75,304	1,231	-	-	74,073
Q87201	Rehabilitation of people addicted to drugs or alcohol	s	s	s	s	s	s
Q88103	Vocational rehabilitation and habilitation activities for disabled adults	s	s	s	s	s	s
Q88902	Child-care activities (including for the handicapped)	s	s	s	s	s	s
Q88904	Charitable activities	s	s	s	s	s	s
VI - Western Visayas		25	227,906	144	10,396	8,512	208,854
Q86121	Private general hospitals activities	19	213,607	144	5,371	8,512	199,579
Q86221	Private medical activities )	4	14,074	-	5,024	-	9,049
Q86223	Child care clinics )						
Q88902	Child-care activities (including for the handicapped)	s	s	s	s	s	s
Q88909	Other social work activities without accommodation, n.e.c.	s	s	s	s	s	s
VII - Central Visayas		45	259,639	1,895	10,087	473	247,184
Q86121	Private general hospitals activities	30	210,579	695	1,941	423	207,520
Q86221	Private medical activities	7	24,249	1,200	2,242	-	20,808
Q86229	Private medical, dental and other health activities, n.e.c.	s	s	s	s	s	s
Q86900	Other human health activities	s	s	s	s	s	s
Q87901	Child care services	s	s	s	s	s	s
Q87909	Other residential care activities, n.e.c.	s	s	s	s	s	s
Q88902	Child-care activities (including for the handicapped)	s	s	s	s	s	s
VIII - Eastern Visayas		11	41,780	12	420	-	41,348
Q86121	Private general hospitals activities	s	s	s	s	s	s
Q87901	Child care services	s	s	s	s	s	s
IX - Zamboanga Peninsula		21	33,943	-	322	1,230	32,392
Q86121	Private general hospitals activities	s	s	s	s	s	s
Q86221	Private medical activities	s	s	s	s	s	s
Q88904	Charitable activities	s	s	s	s	s	s
X - Northern Mindanao		36	117,427	-	2,176	-	115,250
Q86121	Private general hospitals activities	s	s	s	s	s	s
Q86221	Private medical activities	s	s	s	s	s	s

TABLE 5a.2 Number of Establishments and Cost of Non-Industrial Services Done by Others for Human Health and Social Work Activities Establishments with Total Employment of 20 and Over by Region and Industry Sub-Class: Philippines, 2010 (Concluded)

(Value in thousand pesos. Details may not add-up to total due to rounding and/or statistical disclosure control)

2009 PSIC Code	Industry Description	Number of Establishments	Non-Industrial Services Done by Others				
			Total	Rent Expense for Land	Rental Expense for Building and Structures	Other Rental Expense	Other Non- Industrial Services
		(1)	(2)	(3)	(4)	(5)	(6)
XI - Davao Region		34	271,374	972	8,036	79	262,287
Q86121	Private general hospitals activities	25	240,305	972	7,264	-	232,070
Q86122	Private sanitaria and other similar activities	s	s	s	s	s	s
Q86123	Private mental health and substance abuse hospitals	s	s	s	s	s	s
Q86221	Private medical activities	4	9,461	-	-	-	9,461
Q86229	Private medical, dental and other health activities, n.e.c.						
Q86900	Other human health activities	s	s	s	s	s	s
Q87909	Other residential care activities, n.e.c.	s	s	s	s	s	s
Q88904	Charitable activities	s	s	s	s	s	s
XII - SOCCSKSARGEN		33	100,186	318	5,394	6,740	87,734
Q86121	Private general hospitals activities	29	97,796	258	5,214	6,740	85,584
Q86221	Private medical activities	s	s	s	s	s	s
Q87202	Caring for the mentally and physically handicapped	s	s	s	s	s	s
XIII - Caraga		7	20,556	-	1,519	1,302	17,734
Q86121	Private general hospitals activities	s	s	s	s	s	s
Q86221	Private medical activities	s	s	s	s	s	s
Autonomous Region in Muslim Mindanao		3	42,049	-	-	-	42,049
Q86121	Private general hospitals activities	3	42,049	-	-	-	42,049

s - Data suppressed

) - Data combined

TABLE 6a Number of Establishments and Capital Expenditures of Tangible Fixed Assets by Type for Human Health and Social Work Activities Establishments with Total Employment of 20 and Over by Region and Industry Sub-Class: Philippines, 2010

(Value in thousand pesos. Details may not add-up to total due to rounding and/or statistical disclosure control)

2009 PSIC Code	Industry Description	Number of Establishments	Capital Expenditures of Tangible Fixed Assets			
			Total	Land	Buildings, Other Structures and Land Improvements	Transport Equipment
Philippines		738	5,376,275	298,640	1,730,244	380,057
Q86121	Private general hospitals activities	511	4,920,930	292,949	1,567,902	350,431
Q86122	Private sanitaria and other similar activities	s	s	s	s	s
Q86123	Private mental health and substance abuse hospitals	s	s	s	s	s
Q86221	Private medical activities	140	343,678	1,800	137,261	6,371
Q86222	Private dental and laboratory services	5	-	-	-	-
Q86223	Child care clinics	s	s	s	s	s
Q86229	Private medical, dental and other health activities, n.e.c.	28	39,539	35	3,200	11,966
Q86900	Other human health activities	4	13,172	-	2,503	-
Q87201	Rehabilitation of people addicted to drugs or alcohol	3	1,758	-	733	170
Q87202	Caring for the mentally and physically handicapped	4	1,656	-	300	1,099
Q87901	Child care services	8	29,824	35	14,084	4,735
Q87903	Caring for the aged and orphans	s	s	s	s	s
Q87909	Other residential care activities, n.e.c.	4	12,439	3,821	2,670	424
Q88103	Vocational rehabilitation and habilitation activities for disabled adults	s	s	s	s	s
Q88901	Welfare and guidance counseling activities for children and adolescents	s	s	s	s	s
Q88902	Child-care activities (including for the handicapped)	4	3,843	-	1,461	-
Q88904	Charitable activities	12	4,529	-	-	2,379
Q88909	Other social work activities without accommodation, n.e.c.	3	1,228	-	-	1,034
National Capital Region		249	2,221,037	19,305	483,757	64,391
Q86121	Private general hospitals activities	88	1,981,440	15,484	469,835	41,634
Q86123	Private mental health and substance abuse hospitals	s	s	s	s	s
Q86221	Private medical activities	108	166,526	-	5,973	2,506
Q86222	Private dental and laboratory services	5	-	-	-	-
Q86229	Private medical, dental and other health activities, n.e.c.	20	34,290	-	3,200	10,985
Q86900	Other human health activities	s	s	s	s	s
Q87201	Rehabilitation of people addicted to drugs or alcohol )	3	3,114	-	733	1,269
Q87202	Caring for the mentally and physically handicapped )					
Q87901	Child care services	5	10,132	-	868	4,186
Q87903	Caring for the aged and orphans )					
Q87909	Other residential care activities, n.e.c. )	4	12,347	3,821	2,670	398
Q88901	Welfare and guidance counseling activities for children and adolescents )	3	361	-	-	-
Q88902	Child-care activities (including for the handicapped) )					
Q88904	Charitable activities	8	4,529	-	-	2,379
Q88909	Other social work activities without accommodation, n.e.c.	s	s	s	s	s
Cordillera Administrative Region		5	18,460	1,983	2,403	-
Q86121	Private general hospitals activities	5	18,460	1,983	2,403	-

TABLE 6a Number of Establishments and Capital Expenditures of Tangible Fixed Assets by Type for Human Health and Social Work Activities Establishments with Total Employment of 20 and Over by Region and Industry Sub-Class: Philippines, 2010 (Continued)

(Value in thousand pesos. Details may not add-up to total due to rounding and/or statistical disclosure control)

2009 PSIC Code	Industry Description	Number of Establishments	Capital Expenditures of Tangible Fixed Assets			
			Total	Land	Buildings, Other Structures and Land Improvements	Transport Equipment
		(1)	(2)	(3)	(4)	(5)
	I - Ilocos Region	30	55,476	-	39,101	-
Q86121	Private general hospitals activities	30	55,476	-	39,101	
	II - Cagayan Valley	15	53,196	9,643	32,251	-
Q86121	Private general hospitals activities	15	53,196	9,643	32,251	-
	III - Central Luzon	72	658,911	49,533	189,342	10,050
Q86121	Private general hospitals activities	67	656,573	49,533	189,342	9,550
Q86221	Private medical activities )	5	2,338	-	-	500
Q86229	Private medical, dental and other health activities, n.e.c. )					
	IVA - CALABARZON	113	495,166	65,951	217,880	18,784
Q86121	Private general hospitals activities	98	328,846	65,916	80,400	16,435
Q86122	Private sanitaria and other similar activities	s	s	s	s	s
Q86221	Private medical activities	s	s	s	s	s
Q87201	Rehabilitation of people addicted to drugs or alcohol	s	s	s	s	s
Q87901	Child care services	s	s	s	s	s
Q88904	Charitable activities	s	s	s	s	s
Q88909	Other social work activities without accommodation, n.e.c.	s	s	s	s	s
	IVB - MIMAROPA	11	34,622	-	28,187	-
Q86121	Private general hospitals activities	s	s	s	s	s
Q87202	Caring for the mentally and physically handicapped	s	s	s	s	s
	V - Bicol Region	28	80,103	1,119	30,053	5,588
Q86121	Private general hospitals activities	23	78,806	1,119	30,053	5,588
Q87201	Rehabilitation of people addicted to drugs or alcohol	s	s	s	s	s
Q88103	Vocational rehabilitation and habilitation activities for disabled adults	s	s	s	s	s
Q88902	Child-care activities (including for the handicapped)	s	s	s	s	s
Q88904	Charitable activities	s	s	s	s	s
	VI - Western Visayas	25	319,790	-	212,597	918
Q86121	Private general hospitals activities	19	297,312	-	206,652	918
Q86221	Private medical activities )	4	22,478	-	5,944	-
Q86223	Child care clinics )					
Q88902	Child-care activities (including for the handicapped)	s	s	s	s	s
Q88909	Other social work activities without accommodation, n.e.c.	s	s	s	s	s

TABLE 6a Number of Establishments and Capital Expenditures of Tangible Fixed Assets by Type for Human Health and Social Work Activities Establishments with Total Employment of 20 and Over by Region and Industry Sub-Class: Philippines, 2010 (Continued)

(Value in thousand pesos. Details may not add-up to total due to rounding and/or statistical disclosure control)

2009 PSIC Code	Industry Description	Number of Establishments	Capital Expenditures of Tangible Fixed Assets			
			Total	Land	Buildings, Other Structures and Land Improvements	Transport Equipment
		(1)	(2)	(3)	(4)	(5)
<b>VII - Central Visayas</b>						
		<b>45</b>	<b>638,460</b>	<b>84,234</b>	<b>164,347</b>	<b>267,405</b>
Q86121	Private general hospitals activities	30	633,223	84,199	162,656	266,898
Q86221	Private medical activities	7	230	-	230	-
Q86229	Private medical, dental and other health activities, n.e.c.	s	s	s	s	s
Q86900	Other human health activities	s	s	s	s	s
Q87901	Child care services	s	s	s	s	s
Q87909	Other residential care activities, n.e.c.	s	s	s	s	s
Q88902	Child-care activities (including for the handicapped)	s	s	s	s	s
<b>VIII - Eastern Visayas</b>						
		<b>11</b>	<b>98,817</b>	<b>2,394</b>	<b>67,440</b>	<b>-</b>
Q86121	Private general hospitals activities	s	s	s	s	s
Q87901	Child care services	s	s	s	s	s
<b>IX - Zamboanga Peninsula</b>						
		<b>21</b>	<b>156,385</b>	<b>14,990</b>	<b>108,976</b>	<b>2,092</b>
Q86121	Private general hospitals activities	s	s	s	s	s
Q86221	Private medical activities	s	s	s	s	s
Q88904	Charitable activities	s	s	s	s	s
<b>X - Northern Mindanao</b>						
		<b>36</b>	<b>59,515</b>	<b>257</b>	<b>27,109</b>	<b>2,023</b>
Q86121	Private general hospitals activities	s	s	s	s	s
Q86221	Private medical activities	s	s	s	s	s
<b>XI - Davao Region</b>						
		<b>34</b>	<b>305,750</b>	<b>-</b>	<b>76,691</b>	<b>3,839</b>
Q86121	Private general hospitals activities	25	297,099	-	74,667	2,391
Q86122	Private sanitaria and other similar activities	s	s	s	s	s
Q86123	Private mental health and substance abuse hospitals	s	s	s	s	s
Q86221	Private medical activities	4	329	-	-	-
Q86229	Private medical, dental and other health activities, n.e.c.					
Q86900	Other human health activities	s	s	s	s	s
Q87909	Other residential care activities, n.e.c.	s	s	s	s	s
Q88904	Charitable activities	s	s	s	s	s
<b>XII - SOCCSKSARGEN</b>						
		<b>33</b>	<b>164,163</b>	<b>48,540</b>	<b>47,631</b>	<b>4,696</b>
Q86121	Private general hospitals activities	29	158,833	46,740	47,331	2,672
Q86221	Private medical activities	s	s	s	s	s
Q87202	Caring for the mentally and physically handicapped	s	s	s	s	s

TABLE 6a Number of Establishments and Capital Expenditures of Tangible Fixed Assets by Type for Human Health and Social Work Activities Establishments with Total Employment of 20 and Over by Region and Industry Sub-Class: Philippines, 2010 (Continued)

(Value in thousand pesos. Details may not add-up to total due to rounding and/or statistical disclosure control)

2009 PSIC Code	Industry Description	Number of Establishments	Capital Expenditures of Tangible Fixed Assets			
			Total	Land	Buildings, Other Structures and Land Improvements	Transport Equipment
		(1)	(2)	(3)	(4)	(5)

	<b>XIII - Caraga</b>	<b>7</b>	<b>13,792</b>	<b>692</b>	<b>1,148</b>	<b>270</b>
Q86121	Private general hospitals activities	s	s	s	s	s
Q86221	Private medical activities	s	s	s	s	s
	<b>Autonomous Region in Muslim Mindanao</b>	<b>3</b>	<b>2,631</b>	<b>-</b>	<b>1,331</b>	<b>-</b>
Q86121	Private general hospitals activities	3	2,631	-	1,331	-

2009 PSIC Code	Industry Description	Capital Expenditures of Tangible Fixed Assets			
		ICT Machinery and Equipment	Other Machinery and Equipment	Valuables	Other Tangible Fixed Assets
		(6)	(7)	(8)	(9)

	<b>Philippines</b>	<b>723,543</b>	<b>2,229,408</b>	<b>171</b>	<b>14,211</b>
Q86121	Private general hospitals activities	676,266	2,018,999	171	14,211
Q86122	Private sanitaria and other similar activities	s	s	s	s
Q86123	Private mental health and substance abuse hospitals	s	s	s	s
Q86221	Private medical activities	33,580	164,666	-	-
Q86222	Private dental and laboratory services	-	-	-	-
Q86223	Child care clinics	s	s	s	s
Q86229	Private medical, dental and other health activities, n.e.c.	3,814	20,524	-	-
Q86900	Other human health activities	3,567	7,102	-	-
Q87201	Rehabilitation of people addicted to drugs or alcohol	472	384	-	-
Q87202	Caring for the mentally and physically handicapped	257	-	-	-
Q87901	Child care services	3,069	7,901	-	-
Q87903	Caring for the aged and orphans	s	s	s	s
Q87909	Other residential care activities, n.e.c.	1,271	4,252	-	-
Q88103	Vocational rehabilitation and habilitation activities for disabled adults	s	s	s	s
Q88901	Welfare and guidance counseling activities for children and adolescents	s	s	s	s
Q88902	Child-care activities (including for the handicapped)	84	2,299	-	-
Q88904	Charitable activities	721	1,429	-	-
Q88909	Other social work activities without accommodation, n.e.c.	182	12	-	-
	<b>National Capital Region</b>	<b>524,899</b>	<b>1,119,091</b>	<b>53</b>	<b>9,541</b>
Q86121	Private general hospitals activities	501,808	943,086	53	9,541
Q86123	Private mental health and substance abuse hospitals	s	s	s	s
Q86221	Private medical activities	15,469	142,578	-	-
Q86222	Private dental and laboratory services	-	-	-	-
Q86229	Private medical, dental and other health activities, n.e.c.	3,000	17,105	-	-
Q86900	Other human health activities	s	s	s	s



TABLE 6a Number of Establishments and Capital Expenditures of Tangible Fixed Assets by Type for Human Health and Social Work Activities Establishments with Total Employment of 20 and Over by Region and Industry Sub-Class: Philippines, 2010 *(Continued)*

(Value in thousand pesos. Details may not add-up to total due to rounding and/or statistical disclosure control)

2009 PSIC Code	Industry Description	Capital Expenditures of Tangible Fixed Assets			
		ICT Machinery and Equipment	Other Machinery and Equipment	Valuables	Other Tangible Fixed Assets
		(6)	(7)	(8)	(9)
Q87201	Rehabilitation of people addicted to drugs or alcohol )				
Q87202	Caring for the mentally and physically handicapped )	729	384	-	-
Q87901	Child care services	1,763	3,314	-	-
Q87903	Caring for the aged and orphans )				
Q87909	Other residential care activities, n.e.c. )	1,205	4,252	-	-
Q88901	Welfare and guidance counseling activities for children )				
	and adolescents )	-	361	-	-
Q88902	Child-care activities (including for the handicapped) )				
Q88904	Charitable activities	721	1,429	-	-
Q88909	Other social work activities without accommodation, n.e.c.	s	s	s	s
	<b>Cordillera Administrative Region</b>	<b>1,169</b>	<b>12,396</b>	<b>-</b>	<b>509</b>
Q86121	Private general hospitals activities	1,169	12,396	-	509
	<b>I - Ilocos Region</b>	<b>3,897</b>	<b>12,477</b>	<b>-</b>	<b>-</b>
Q86121	Private general hospitals activities	3,897	12,477	-	-
	<b>II - Cagayan Valley</b>	<b>3,720</b>	<b>7,583</b>	<b>-</b>	<b>-</b>
Q86121	Private general hospitals activities	3,720	7,583	-	-
	<b>III - Central Luzon</b>	<b>25,204</b>	<b>384,603</b>	<b>-</b>	<b>179</b>
Q86121	Private general hospitals activities	25,204	382,766	-	179
Q86221	Private medical activities )				
Q86229	Private medical, dental and other health activities, n.e.c. )	-	1,838	-	-
	<b>IVA - CALABARZON</b>	<b>33,237</b>	<b>158,215</b>	<b>-</b>	<b>1,100</b>
Q86121	Private general hospitals activities	31,531	133,465	-	1,100
Q86122	Private sanitaria and other similar activities	s	s	s	s
Q86221	Private medical activities	s	s	s	s
Q87201	Rehabilitation of people addicted to drugs or alcohol	s	s	s	s
Q87901	Child care services	s	s	s	s
Q88904	Charitable activities	s	s	s	s
Q88909	Other social work activities without accommodation, n.e.c.	s	s	s	s
	<b>IVB - MIMAROPA</b>	<b>2,350</b>	<b>4,085</b>	<b>-</b>	<b>-</b>
Q86121	Private general hospitals activities	s	s	s	s
Q87202	Caring for the mentally and physically handicapped	s	s	s	s

TABLE 6a Number of Establishments and Capital Expenditures of Tangible Fixed Assets by Type for Human Health and Social Work Activities Establishments with Total Employment of 20 and Over by Region and Industry Sub-Class: Philippines, 2010 *(Continued)*

(Value in thousand pesos. Details may not add-up to total due to rounding and/or statistical disclosure control)

2009 PSIC Code	Industry Description	Capital Expenditures of Tangible Fixed Assets			
		ICT Machinery and Equipment	Other Machinery and Equipment	Valuables	Other Tangible Fixed Assets
		(6)	(7)	(8)	(9)
V - Bicol Region		19,898	23,444	-	-
Q86121	Private general hospitals activities	19,791	22,254	-	-
Q87201	Rehabilitation of people addicted to drugs or alcohol	s	s	s	s
Q88103	Vocational rehabilitation and habilitation activities for disabled adults	s	s	s	s
Q88902	Child-care activities (including for the handicapped)	s	s	s	s
Q88904	Charitable activities	s	s	s	s
VI - Western Visayas		46,694	59,347	-	234
Q86121	Private general hospitals activities	30,689	58,818	-	234
Q86221	Private medical activities )				
Q86223	Child care clinics )	16,004	529	-	-
Q88902	Child-care activities (including for the handicapped)	s	s	s	s
Q88909	Other social work activities without accommodation, n.e.c.	s	s	s	s
VII - Central Visayas		21,051	101,423	-	-
Q86121	Private general hospitals activities	20,087	99,382	-	-
Q86221	Private medical activities	-	-	-	-
Q86229	Private medical, dental and other health activities, n.e.c.	s	s	s	s
Q86900	Other human health activities	s	s	s	s
Q87901	Child care services	s	s	s	s
Q87909	Other residential care activities, n.e.c.	s	s	s	s
Q88902	Child-care activities (including for the handicapped)	s	s	s	s
VIII - Eastern Visayas		1,846	27,138	-	-
Q86121	Private general hospitals activities	s	s	s	s
Q87901	Child care services	s	s	s	s
IX - Zamboanga Peninsula		15,865	14,068	-	394
Q86121	Private general hospitals activities	s	s	s	s
Q86221	Private medical activities	s	s	s	s
Q88904	Charitable activities	s	s	s	s
X - Northern Mindanao		8,789	21,337	-	-
Q86121	Private general hospitals activities	s	s	s	s
Q86221	Private medical activities	s	s	s	s

TABLE 6a Number of Establishments and Capital Expenditures of Tangible Fixed Assets by Type for Human Health and Social Work Activities Establishments with Total Employment of 20 and Over by Region and Industry Sub-Class: Philippines, 2010 *(Concluded)*

(Value in thousand pesos. Details may not add-up to total due to rounding and/or statistical disclosure control)

2009 PSIC Code	Industry Description	Capital Expenditures of Tangible Fixed Assets			
		ICT Machinery and Equipment	Other Machinery and Equipment	Valuables	Other Tangible Fixed Assets
		(6)	(7)	(8)	(9)
<b>XI - Davao Region</b>		<b>7,688</b>	<b>215,983</b>	<b>-</b>	<b>1,550</b>
Q86121	Private general hospitals activities	4,022	214,470	-	1,550
Q86122	Private sanitaria and other similar activities	s	s	s	s
Q86123	Private mental health and substance abuse hospitals	s	s	s	s
Q86221	Private medical activities )	-	329	-	-
Q86229	Private medical, dental and other health activities, n.e.c. )	-	-	-	-
Q86900	Other human health activities	s	s	s	s
Q87909	Other residential care activities, n.e.c.	s	s	s	s
Q88904	Charitable activities	s	s	s	s
<b>XII - SOCCSKSARGEN</b>		<b>5,741</b>	<b>56,849</b>	<b>-</b>	<b>706</b>
Q86121	Private general hospitals activities	5,116	56,268	-	706
Q86221	Private medical activities	s	s	s	s
Q87202	Caring for the mentally and physically handicapped	s	s	s	s
<b>XIII - Caraga</b>		<b>1,495</b>	<b>10,069</b>	<b>118</b>	<b>-</b>
Q86121	Private general hospitals activities	s	s	s	s
Q86221	Private medical activities	s	s	s	s
<b>Autonomous Region in Muslim Mindanao</b>		<b>-</b>	<b>1,300</b>	<b>-</b>	<b>-</b>
Q86121	Private general hospitals activities	-	1,300	-	-

s - Data suppressed

) - Data combined

TABLE 6a.1 Number of Establishments and Capital Expenditures for Tangible Fixed Assets by Mode of Acquisition for Human Health and Social Work Activities Establishments with Total Employment of 20 and Over by Region and Industry Sub-Class: Philippines, 2010

(Value in thousand pesos. Details may not add-up to total due to rounding and/or statistical disclosure control)

2009 PSIC Code	Industry Description	Number of Establishments	Capital Expenditures for Tangible Fixed Assets by Mode of Acquisition				
			Total	New Fixed Assets	Major Alterations and Improvements on Tangible Fixed Assets	Land and Used Fixed Assets	Tangible Fixed Produced on Own Account
			(1)	(2)	(3)	(4)	(5)
Philippines		738	5,376,275	3,386,995	1,690,639	298,640	
Q86121	Private general hospitals activities	511	4,920,930	3,097,699	1,530,282	292,949	-
Q86122	Private sanitaria and other similar activities	s	s	s	s	s	s
Q86123	Private mental health and substance abuse hospitals	s	s	s	s	s	s
Q86221	Private medical activities	140	343,678	204,577	137,302	1,800	-
Q86222	Private dental and laboratory services	5	-	-	-	-	-
Q86223	Child care clinics	s	s	s	s	s	s
Q86229	Private medical, dental and other health activities, n.e.c.	28	39,539	36,304	3,200	35	-
Q86900	Other human health activities	4	13,172	12,693	479	-	-
Q87201	Rehabilitation of people addicted to drugs or alcohol	3	1,758	1,025	733	-	-
Q87202	Caring for the mentally and physically handicapped	4	1,656	1,356	300	-	-
Q87901	Child care services	8	29,824	15,705	14,084	35	-
Q87903	Caring for the aged and orphans	s	s	s	s	s	s
Q87909	Other residential care activities, n.e.c.	4	12,439	5,948	2,670	3,821	-
Q88103	Vocational rehabilitation and habilitation activities for disabled adults	s	s	s	s	s	s
Q88901	Welfare and guidance counseling activities for children and adolescents	s	s	s	s	s	s
Q88902	Child-care activities (including for the handicapped)	4	3,843	2,383	1,461	-	-
Q88904	Charitable activities	12	4,529	4,529	-	-	-
Q88909	Other social work activities without accommodation, n.e.c.	3	1,228	1,228	-	-	-
National Capital Region		249	2,221,037	1,751,957	449,775	19,305	-
Q86121	Private general hospitals activities	88	1,981,440	1,530,104	435,852	15,484	-
Q86123	Private mental health and substance abuse hospitals	s	s	s	s	s	s
Q86221	Private medical activities	108	166,526	160,554	5,973	-	-
Q86222	Private dental and laboratory services	5	-	-	-	-	-
Q86229	Private medical, dental and other health activities, n.e.c.	20	34,290	31,090	3,200	-	-
Q86900	Other human health activities	s	s	s	s	s	s
Q87201	Rehabilitation of people addicted to drugs or alcohol )	3	3,114	2,381	733	-	-
Q87202	Caring for the mentally and physically handicapped )						
Q87901	Child care services	5	10,132	9,263	868	-	-
Q87903	Caring for the aged and orphans )						
Q87909	Other residential care activities, n.e.c. )	4	12,347	5,856	2,670	3,821	-
Q88901	Welfare and guidance counseling activities for children and adolescents )	3	361	361	-	-	-
Q88902	Child-care activities (including for the handicapped) )						
Q88904	Charitable activities	8	4,529	4,529	-	-	-
Q88909	Other social work activities without accommodation, n.e.c.	s	s	s	s	s	s
Cordillera Administrative Region		5	18,460	14,075	2,403	1,983	-
Q86121	Private general hospitals activities	5	18,460	14,075	2,403	1,983	

TABLE 6a.1 Number of Establishments and Capital Expenditures for Tangible Fixed Assets by Mode of Acquisition for Human Health and Social Work Activities Establishments with Total Employment of 20 and Over by Region and Industry Sub-Class: Philippines, 2010 (Continued)

(Value in thousand pesos. Details may not add-up to total due to rounding and/or statistical disclosure control)

2009 PSIC Code	Industry Description	Number of Establishments	Capital Expenditures for Tangible Fixed Assets by Mode of Acquisition				
			Total	New Fixed Assets	Major Alterations and Improvements on Tangible Fixed Assets	Land and Used Fixed Assets	Tangible Fixed Produced on Own Account
			(1)	(2)	(3)	(4)	(5)
	I - Ilocos Region	30	55,476	16,374	39,101	-	-
Q86121	Private general hospitals activities	30	55,476	16,374	39,101	-	-
	II - Cagayan Valley	15	53,196	11,302	32,251	9,643	-
Q86121	Private general hospitals activities	15	53,196	11,302	32,251	9,643	-
	III - Central Luzon	72	658,911	420,036	189,342	49,533	-
Q86121	Private general hospitals activities	67	656,573	417,698	189,342	49,533	-
Q86221	Private medical activities )	5	2,338	2,338	-	-	-
Q86229	Private medical, dental and other health activities, n.e.c. )						
	IVA - CALABARZON	113	495,166	214,974	214,242	65,951	-
Q86121	Private general hospitals activities	98	328,846	186,168	76,762	65,916	-
Q86122	Private sanitaria and other similar activities	s	s	s	s	s	s
Q86221	Private medical activities	s	s	s	s	s	s
Q87201	Rehabilitation of people addicted to drugs or alcohol	s	s	s	s	s	s
Q87901	Child care services	s	s	s	s	s	s
Q88904	Charitable activities	s	s	s	s	s	s
Q88909	Other social work activities without accommodation, n.e.c.	s	s	s	s	s	s
	IVB - MIMAROPA	11	34,622	6,435	28,187	-	-
Q86121	Private general hospitals activities	s	s	s	s	s	s
Q87202	Caring for the mentally and physically handicapped	s	s	s	s	s	s
	V - Bicol Region	28	80,103	48,931	30,053	1,119	-
Q86121	Private general hospitals activities	23	78,806	47,633	30,053	1,119	-
Q87201	Rehabilitation of people addicted to drugs or alcohol	s	s	s	s	s	s
Q88103	Vocational rehabilitation and habilitation activities for disabled adults	s	s	s	s	s	s
Q88902	Child-care activities (including for the handicapped)	s	s	s	s	s	s
Q88904	Charitable activities	s	s	s	s	s	s
	VI - Western Visayas	25	319,790	107,193	212,597	-	-
Q86121	Private general hospitals activities	19	297,312	90,660	206,652	-	-
Q86221	Private medical activities )	4	22,478	16,533	5,944	-	-
Q86223	Child care clinics )						
Q88902	Child-care activities (including for the handicapped)	s	s	s	s	s	s
Q88909	Other social work activities without accommodation, n.e.c.	s	s	s	s	s	s

TABLE 6a.1 Number of Establishments and Capital Expenditures for Tangible Fixed Assets by Mode of Acquisition for Human Health and Social Work Activities Establishments with Total Employment of 20 and Over by Region and Industry Sub-Class: Philippines, 2010 (Continued)

(Value in thousand pesos. Details may not add-up to total due to rounding and/or statistical disclosure control)

2009 PSIC Code	Industry Description	Number of Establishments	Capital Expenditures for Tangible Fixed Assets by Mode of Acquisition				
			Total	New Fixed Assets	Major Alterations and Improvements on Tangible Fixed Assets	Land and Used Fixed Assets	Tangible Fixed Produced on Own Account
VII - Central Visayas		45	638,460	389,879	164,347	84,234	-
Q86121	Private general hospitals activities	30	633,223	386,367	162,656	84,199	-
Q86221	Private medical activities	7	230	-	230	-	-
Q86229	Private medical, dental and other health activities, n.e.c.	s	s	s	s	s	s
Q86900	Other human health activities	s	s	s	s	s	s
Q87901	Child care services	s	s	s	s	s	s
Q87909	Other residential care activities, n.e.c.	s	s	s	s	s	s
Q88902	Child-care activities (including for the handicapped)	s	s	s	s	s	s
VIII - Eastern Visayas		11	98,817	28,984	67,440	2,394	-
Q86121	Private general hospitals activities	s	s	s	s	s	s
Q87901	Child care services	s	s	s	s	s	s
IX - Zamboanga Peninsula		21	156,385	32,418	108,976	14,990	-
Q86121	Private general hospitals activities	s	s	s	s	s	s
Q86221	Private medical activities	s	s	s	s	s	s
Q88904	Charitable activities	s	s	s	s	s	s
X - Northern Mindanao		36	59,515	32,149	27,109	257	-
Q86121	Private general hospitals activities	s	s	s	s	s	s
Q86221	Private medical activities	s	s	s	s	s	s
XI - Davao Region		34	305,750	231,083	74,667	-	-
Q86121	Private general hospitals activities	25	297,099	222,433	74,667	-	-
Q86122	Private sanitaria and other similar activities	s	s	s	s	s	s
Q86123	Private mental health and substance abuse hospitals	s	s	s	s	s	s
Q86221	Private medical activities )	4	329	329	-	-	-
Q86229	Private medical, dental and other health activities, n.e.c. )						
Q86900	Other human health activities	s	s	s	s	s	s
Q87909	Other residential care activities, n.e.c.	s	s	s	s	s	s
Q88904	Charitable activities	s	s	s	s	s	s
XII - SOCCSKSARGEN		33	164,163	67,993	47,631	48,540	-
Q86121	Private general hospitals activities	29	158,833	64,762	47,331	46,740	-
Q86221	Private medical activities	s	s	s	s	s	s
Q87202	Caring for the mentally and physically handicapped	s	s	s	s	s	s

TABLE 6a.1 Number of Establishments and Capital Expenditures for Tangible Fixed Assets by Mode of Acquisition for Human Health and Social Work Activities Establishments with Total Employment of 20 and Over by Region and Industry Sub-Class: Philippines, 2010 (Concluded)

(Value in thousand pesos. Details may not add-up to total due to rounding and/or statistical disclosure control)

2009 PSIC Code	Industry Description	Number of Establishments	Capital Expenditures for Tangible Fixed Assets by Mode of Acquisition				
			Total	New Fixed Assets	Major Alterations and Improvements on Tangible Fixed Assets	Land and Used Fixed Assets	Tangible Fixed Produced on Own Account
		(1)	(2)	(3)	(4)	(5)	(6)
	<b>XIII - Caraga</b>	<b>7</b>	<b>13,792</b>	<b>11,911</b>	<b>1,188</b>	<b>692</b>	<b>-</b>
Q86121	Private general hospitals activities	s	s	s	s	s	s
Q86221	Private medical activities	s	s	s	s	s	s
	<b>Autonomous Region in Muslim Mindanao</b>	<b>3</b>	<b>2,631</b>	<b>1,300</b>	<b>1,331</b>	<b>-</b>	<b>-</b>
Q86121	Private general hospitals activities	3	2,631	1,300	1,331	-	-
s - Data suppressed							
) - Data combined							

TABLE 6a.2 Number of Establishments and Capital Expenditures for Intangible Assets by Type for Human Health and Social Work Activities Establishments with Total Employment of 20 and Over by Region and Industry Sub-Class: Philippines, 2010

(Value in thousand pesos. Details may not add-up to total due to rounding and/or statistical disclosure control)

2009 PSIC Code	Industry Description	Number of Establishments	Capital Expenditures for Intangible Assets				
			Total	Intangible Non- Produced Assets	Computer Software and Data Bases	Entertainment, Literary and Artistic Originals	Other Intangible Assets
	Philippines	738	20,611	500	19,903	87	121
Q86121	Private general hospitals activities	511	18,817	500	18,109	87	121
Q86122	Private sanitaria and other similar activities	s	s	s	s	s	s
Q86123	Private mental health and substance abuse hospitals	s	s	s	s	s	s
Q86221	Private medical activities	140	150	-	150	-	-
Q86222	Private dental and laboratory services	5	-	-	-	-	-
Q86223	Child care clinics	s	s	s	s	s	s
Q86229	Private medical, dental and other health activities, n.e.c.	28	1,400	-	1,400	-	-
Q86900	Other human health activities	4	-	-	-	-	-
Q87201	Rehabilitation of people addicted to drugs or alcohol	3	56	-	56	-	-
Q87202	Caring for the mentally and physically handicapped	4	-	-	-	-	-
Q87901	Child care services	8	-	-	-	-	-
Q87903	Caring for the aged and orphans	s	s	s	s	s	s
Q87909	Other residential care activities, n.e.c.	4	-	-	-	-	-
Q88103	Vocational rehabilitation and habilitation activities for disabled adults	s	s	s	s	s	s
Q88901	Welfare and guidance counseling activities for children and adolescents	s	s	s	s	s	s
Q88902	Child-care activities (including for the handicapped)	4	-	-	-	-	-
Q88904	Charitable activities	12	-	-	-	-	-
Q88909	Other social work activities without accommodation, n.e.c.	3	187	-	187	-	-

TABLE 6a.2 Number of Establishments and Capital Expenditures for Intangible Assets by Type for Human Health and Social Work Activities Establishments with Total Employment of 20 and Over by Region and Industry Sub-Class: Philippines, 2010 (Continued)

(Value in thousand pesos. Details may not add-up to total due to rounding and/or statistical disclosure control)

2009 PSIC Code	Industry Description	Number of Establishments	Capital Expenditures for Intangible Assets				
			Total	Intangible Non- Produced Assets	Computer Software and Data Bases	Entertainment, Literary and Artistic Originals	Other Intangible Assets
		(1)	(2)	(3)	(4)	(5)	(6)
National Capital Region		249	8,062	-	8,062	-	-
Q86121	Private general hospitals activities	88	6,269	-	6,269	-	-
Q86123	Private mental health and substance abuse hospitals	s	s	s	s	s	s
Q86221	Private medical activities	108	150	-	150	-	-
Q86222	Private dental and laboratory services	5	-	-	-	-	-
Q86229	Private medical, dental and other health activities, n.e.c.	20	1,400	-	1,400	-	-
Q86900	Other human health activities	s	s	s	s	s	s
Q87201	Rehabilitation of people addicted to drugs or alcohol )	3	56	-	56	-	-
Q87202	Caring for the mentally and physically handicapped )						
Q87901	Child care services	5	-	-	-	-	-
Q87903	Caring for the aged and orphans )						
Q87909	Other residential care activities, n.e.c. )	4	-	-	-	-	-
Q88901	Welfare and guidance counseling activities for children and adolescents )						
Q88902	Child-care activities (including for the handicapped) )	3	-	-	-	-	-
Q88904	Charitable activities	8	-	-	-	-	-
Q88909	Other social work activities without accommodation, n.e.c.	s	s	s	s	s	s
Cordillera Administrative Region		5	-	-	-	-	-
Q86121	Private general hospitals activities	5	-	-	-	-	-
I - Ilocos Region		30	2,192	-	2,192	-	-
Q86121	Private general hospitals activities	30	2,192	-	2,192	-	-
II - Cagayan Valley		15	-	-	-	-	-
Q86121	Private general hospitals activities	15	-	-	-	-	-
III - Central Luzon		72	113	-	113	-	-
Q86121	Private general hospitals activities	67	113	-	113	-	-
Q86221	Private medical activities )						
Q86229	Private medical, dental and other health activities, n.e.c. )	5	-	-	-	-	-
IVA - CALABARZON		113	3,156	-	3,156	-	-
Q86121	Private general hospitals activities	98	3,156	-	3,156	-	-
Q86122	Private sanitaria and other similar activities	s	s	s	s	s	s
Q86221	Private medical activities	s	s	s	s	s	s
Q87201	Rehabilitation of people addicted to drugs or alcohol	s	s	s	s	s	s
Q87901	Child care services	s	s	s	s	s	s
Q88904	Charitable activities	s	s	s	s	s	s
Q88909	Other social work activities without accommodation, n.e.c.	s	s	s	s	s	s



TABLE 6a.2 Number of Establishments and Capital Expenditures for Intangible Assets by Type for Human Health and Social Work Activities Establishments with Total Employment of 20 and Over by Region and Industry Sub-Class: Philippines, 2010 (Continued)

(Value in thousand pesos. Details may not add-up to total due to rounding and/or statistical disclosure control)

2009 PSIC Code	Industry Description	Number of Establishments	Capital Expenditures for Intangible Assets				
			Total	Intangible Non- Produced Assets	Computer Software and Data Bases	Entertainment, Literary and Artistic Originals	Other Intangible Assets
			(1)	(2)	(3)	(4)	(5)
	IVB - MIMAROPA	11	-	-	-	-	-
Q86121	Private general hospitals activities	s	s	s	s	s	s
Q87202	Caring for the mentally and physically handicapped	s	s	s	s	s	s
	V - Bicol Region	28	1,371	-	1,250	-	121
Q86121	Private general hospitals activities	23	1,371	-	1,250	-	121
Q87201	Rehabilitation of people addicted to drugs or alcohol	s	s	s	s	s	s
Q88103	Vocational rehabilitation and habilitation activities for disabled adults	s	s	s	s	s	s
Q88902	Child-care activities (including for the handicapped)	s	s	s	s	s	s
Q88904	Charitable activities	s	s	s	s	s	s
	VI - Western Visayas	25	-	-	-	-	-
Q86121	Private general hospitals activities	19	-	-	-	-	-
Q86221	Private medical activities )	4	-	-	-	-	-
Q86223	Child care clinics )						
Q88902	Child-care activities (including for the handicapped)	s	s	s	s	s	s
Q88909	Other social work activities without accommodation, n.e.c.	s	s	s	s	s	s
	VII - Central Visayas	45	2,302	-	2,215	87	-
Q86121	Private general hospitals activities	30	2,302	-	2,215	87	-
Q86221	Private medical activities	7	-	-	-	-	-
Q86229	Private medical, dental and other health activities, n.e.c.	s	s	s	s	s	s
Q86900	Other human health activities	s	s	s	s	s	s
Q87901	Child care services	s	s	s	s	s	s
Q87909	Other residential care activities, n.e.c.	s	s	s	s	s	s
Q88902	Child-care activities (including for the handicapped)	s	s	s	s	s	s
	VIII - Eastern Visayas	11	2,135	-	2,135	-	-
Q86121	Private general hospitals activities	s	s	s	s	s	s
Q87901	Child care services	s	s	s	s	s	s
	IX - Zamboanga Peninsula	21	-	-	-	-	-
Q86121	Private general hospitals activities	s	s	s	s	s	s
Q86221	Private medical activities	s	s	s	s	s	s
Q88904	Charitable activities	s	s	s	s	s	s

TABLE 6a.2 Number of Establishments and Capital Expenditures for Intangible Assets by Type for Human Health and Social Work Activities Establishments with Total Employment of 20 and Over by Region and Industry Sub-Class: Philippines, 2010 (Concluded)

(Value in thousand pesos. Details may not add-up to total due to rounding and/or statistical disclosure control)

2009 PSIC Code	Industry Description	Number of Establishments	Capital Expenditures for Intangible Assets				
			Total	Intangible Non- Produced Assets	Computer Software and Data Bases	Entertainment, Literary and Artistic Originals	Other Intangible Assets
			(1)	(2)	(3)	(4)	(5)
	<b>X - Northern Mindanao</b>	<b>36</b>	-	-	-	-	-
Q86121	Private general hospitals activities	s	s	s	s	s	s
Q86221	Private medical activities	s	s	s	s	s	s
	<b>XI - Davao Region</b>	<b>34</b>	-	-	-	-	-
Q86121	Private general hospitals activities	25	-	-	-	-	-
Q86122	Private sanitaria and other similar activities	s	s	s	s	s	s
Q86123	Private mental health and substance abuse hospitals	s	s	s	s	s	s
Q86221	Private medical activities )	4	-	-	-	-	-
Q86229	Private medical, dental and other health activities, n.e.c. )						
Q86900	Other human health activities	s	s	s	s	s	s
Q87909	Other residential care activities, n.e.c.	s	s	s	s	s	s
Q88904	Charitable activities	s	s	s	s	s	s
	<b>XII - SOCCSKSARGEN</b>	<b>33</b>	<b>775</b>	<b>500</b>	<b>275</b>	-	-
Q86121	Private general hospitals activities	29	775	500	275	-	-
Q86221	Private medical activities	s	s	s	s	s	s
Q87202	Caring for the mentally and physically handicapped	s	s	s	s	s	s
	<b>XIII - Caraga</b>	<b>7</b>	<b>469</b>	-	<b>469</b>	-	-
Q86121	Private general hospitals activities	s	s	s	s	s	s
Q86221	Private medical activities	s	s	s	s	s	s
	<b>Autonomous Region in Muslim Mindanao</b>	<b>3</b>	<b>35</b>	-	<b>35</b>	-	-
Q86121	Private general hospitals activities	3	35	-	35	-	-

s - Data suppressed

) - Data combined

TABLE 7a Number of Establishments and Gross Additions to Tangible Fixed Assets for Human Health and Social Work Activities Establishments with Total Employment of 20 and Over by Region and Industry Sub-Class: Philippines, 2010

(Value in thousand pesos. Details may not add-up to total due to rounding and/or statistical disclosure control)

2009 PSIC Code	Industry Description	Number of Establishments	Gross Additions to Tangible Fixed Assets	Capital Expenditures for Tangible Fixed Assets	Sale of Tangible Fixed Assets
		(1)	(2)	(3)	(4)
<b>Philippines</b>		<b>738</b>	<b>5,253,641</b>	<b>5,376,275</b>	<b>122,634</b>
Q86121	Private general hospitals activities	511	4,800,228	4,920,930	120,702
Q86122	Private sanitaria and other similar activities	s	s	s	s
Q86123	Private mental health and substance abuse hospitals	s	s	s	s
Q86221	Private medical activities	140	343,588	343,678	90
Q86222	Private dental and laboratory services	5	-	-	-
Q86223	Child care clinics	s	s	s	s
Q86229	Private medical, dental and other health activities, n.e.c.	28	39,539	39,539	-
Q86900	Other human health activities	4	13,172	13,172	-
Q87201	Rehabilitation of people addicted to drugs or alcohol	3	1,758	1,758	-
Q87202	Caring for the mentally and physically handicapped	4	1,656	1,656	-
Q87901	Child care services	8	29,824	29,824	-
Q87903	Caring for the aged and orphans	s	s	s	s
Q87909	Other residential care activities, n.e.c.	4	11,125	12,439	1,314
Q88103	Vocational rehabilitation and habilitation activities for disabled adults	s	s	s	s
Q88901	Welfare and guidance counseling activities for children and adolescents	s	s	s	s
Q88902	Child-care activities (including for the handicapped)	4	3,843	3,843	-
Q88904	Charitable activities	12	4,529	4,529	-
Q88909	Other social work activities without accommodation, n.e.c.	3	700	1,228	528
<b>National Capital Region</b>		<b>249</b>	<b>2,102,569</b>	<b>2,221,037</b>	<b>118,467</b>
Q86121	Private general hospitals activities	88	1,864,904	1,981,440	116,535
Q86123	Private mental health and substance abuse hospitals	s	s	s	s
Q86221	Private medical activities	108	166,436	166,526	90
Q86222	Private dental and laboratory services	5	-	-	-
Q86229	Private medical, dental and other health activities, n.e.c.	20	34,290	34,290	-
Q86900	Other human health activities	s	s	s	s
Q87201	Rehabilitation of people addicted to drugs or alcohol )	3	3,114	3,114	-
Q87202	Caring for the mentally and physically handicapped )				
Q87901	Child care services	5	10,132	10,132	-
Q87903	Caring for the aged and orphans )				
Q87909	Other residential care activities, n.e.c. )	4	11,033	12,347	1,314
Q88901	Welfare and guidance counseling activities for children and adolescents )	3	361	361	-
Q88902	Child-care activities (including for the handicapped) )				
Q88904	Charitable activities	8	4,529	4,529	-
Q88909	Other social work activities without accommodation, n.e.c.	s	s	s	s

TABLE 7a Number of Establishments and Gross Additions to Tangible Fixed Assets for Human Health and Social Work Activities Establishments with Total Employment of 20 and Over by Region and Industry Sub-Class: Philippines, 2010 *(Continued)*

(Value in thousand pesos. Details may not add-up to total due to rounding and/or statistical disclosure control)

2009 PSIC Code	Industry Description	Number of Establishments	Gross Additions to Tangible Fixed Assets	Capital Expenditures for Tangible Fixed Assets	Sale of Tangible Fixed Assets
		(1)	(2)	(3)	(4)
	<b>Cordillera Administrative Region</b>	<b>5</b>	<b>18,051</b>	<b>18,460</b>	<b>409</b>
Q86121	Private general hospitals activities	5	18,051	18,460	409
	<b>I - Ilocos Region</b>	<b>30</b>	<b>55,476</b>	<b>55,476</b>	<b>-</b>
Q86121	Private general hospitals activities	30	55,476	55,476	-
	<b>II - Cagayan Valley</b>	<b>15</b>	<b>53,196</b>	<b>53,196</b>	<b>-</b>
Q86121	Private general hospitals activities	15	53,196	53,196	-
	<b>III - Central Luzon</b>	<b>72</b>	<b>658,911</b>	<b>658,911</b>	<b>-</b>
Q86121	Private general hospitals activities	67	656,573	656,573	-
Q86221	Private medical activities )	5	2,338	2,338	-
Q86229	Private medical, dental and other health activities, n.e.c. )				
	<b>IVA - CALABARZON</b>	<b>113</b>	<b>495,166</b>	<b>495,166</b>	<b>-</b>
Q86121	Private general hospitals activities	98	328,846	328,846	-
Q86122	Private sanitaria and other similar activities	s	s	s	s
Q86221	Private medical activities	s	s	s	s
Q87201	Rehabilitation of people addicted to drugs or alcohol	s	s	s	s
Q87901	Child care services	s	s	s	s
Q88904	Charitable activities	s	s	s	s
Q88909	Other social work activities without accommodation, n.e.c.	s	s	s	s
	<b>IVB - MIMAROPA</b>	<b>11</b>	<b>34,622</b>	<b>34,622</b>	<b>-</b>
Q86121	Private general hospitals activities	s	s	s	s
Q87202	Caring for the mentally and physically handicapped	s	s	s	s
	<b>V - Bicol Region</b>	<b>28</b>	<b>80,103</b>	<b>80,103</b>	<b>-</b>
Q86121	Private general hospitals activities	23	78,806	78,806	-
Q87201	Rehabilitation of people addicted to drugs or alcohol	s	s	s	s
Q88103	Vocational rehabilitation and habilitation activities for disabled adults	s	s	s	s
Q88902	Child-care activities (including for the handicapped)	s	s	s	s
Q88904	Charitable activities	s	s	s	s

TABLE 7a Number of Establishments and Gross Additions to Tangible Fixed Assets for Human Health and Social Work Activities Establishments with Total Employment of 20 and Over by Region and Industry Sub-Class: Philippines, 2010 (Continued)

(Value in thousand pesos. Details may not add-up to total due to rounding and/or statistical disclosure control)

2009 PSIC Code	Industry Description	Number of Establishments	Gross Additions to Tangible Fixed Assets	Capital Expenditures for Tangible Fixed Assets	Sale of Tangible Fixed Assets
		(1)	(2)	(3)	(4)
VI - Western Visayas		25	319,790	319,790	-
Q86121	Private general hospitals activities	19	297,312	297,312	-
Q86221	Private medical activities )	4	22,478	22,478	-
Q86223	Child care clinics )				
Q88902	Child-care activities (including for the handicapped)	s	s	s	s
Q88909	Other social work activities without accommodation, n.e.c.	s	s	s	s
VII - Central Visayas		45	635,986	638,460	2,474
Q86121	Private general hospitals activities	30	630,748	633,223	2,474
Q86221	Private medical activities	7	230	230	-
Q86229	Private medical, dental and other health activities, n.e.c.	s	s	s	s
Q86900	Other human health activities	s	s	s	s
Q87901	Child care services	s	s	s	s
Q87909	Other residential care activities, n.e.c.	s	s	s	s
Q88902	Child-care activities (including for the handicapped)	s	s	s	s
VIII - Eastern Visayas		11	98,817	98,817	-
Q86121	Private general hospitals activities	s	s	s	s
Q87901	Child care services	s	s	s	s
IX - Zamboanga Peninsula		21	156,385	156,385	-
Q86121	Private general hospitals activities	s	s	s	s
Q86221	Private medical activities	s	s	s	s
Q88904	Charitable activities	s	s	s	s
X - Northern Mindanao		36	58,940	59,515	575
Q86121	Private general hospitals activities	s	s	s	s
Q86221	Private medical activities	s	s	s	s
XI - Davao Region		34	305,750	305,750	-
Q86121	Private general hospitals activities	25	297,099	297,099	-
Q86122	Private sanitaria and other similar activities	s	s	s	s
Q86123	Private mental health and substance abuse hospitals	s	s	s	s
Q86221	Private medical activities )	4	329	329	-
Q86229	Private medical, dental and other health activities, n.e.c. )				
Q86900	Other human health activities	s	s	s	s
Q87909	Other residential care activities, n.e.c.	s	s	s	s
Q88904	Charitable activities	s	s	s	s

TABLE 7a Number of Establishments and Gross Additions to Tangible Fixed Assets for Human Health and Social Work Activities Establishments with Total Employment of 20 and Over by Region and Industry Sub-Class: Philippines, 2010 *(Concluded)*

(Value in thousand pesos. Details may not add-up to total due to rounding and/or statistical disclosure control)

2009 PSIC Code	Industry Description	Number of Establishments	Gross Additions to Tangible Fixed Assets	Capital Expenditures for Tangible Fixed Assets	Sale of Tangible Fixed Assets
		(1)	(2)	(3)	(4)
<b>XII - SOCCSKSARGEN</b>		<b>33</b>	<b>163,455</b>	<b>164,163</b>	<b>708</b>
Q86121	Private general hospitals activities	29	158,124	158,833	708
Q86221	Private medical activities	s	s	s	s
Q87202	Caring for the mentally and physically handicapped	s	s	s	s
<b>XIII - Caraga</b>		<b>7</b>	<b>13,792</b>	<b>13,792</b>	<b>-</b>
Q86121	Private general hospitals activities	s	s	s	s
Q86221	Private medical activities	s	s	s	s
<b>Autonomous Region in Muslim Mindanao</b>		<b>3</b>	<b>2,631</b>	<b>2,631</b>	<b>-</b>
Q86121	Private general hospitals activities	3	2,631	2,631	-
s - Data suppressed					
) - Data combined					

TABLE 7a.1 Number of Establishments and Sale of Tangible Fixed Assets by Type for Human Health and Social Work Activities Establishments with Total Employment of 20 and Over by Region and Industry Sub-Class: Philippines, 2010

(Value in thousand pesos. Details may not add-up to total due to rounding and/or statistical disclosure control)

2009 PSIC Code	Industry Description	Number of Establishments	Sale of Tangible Fixed Assets			
			Total	Land	Buildings, Other Structures and Land Improvements	Transport Equipment
		(1)	(2)	(3)	(4)	(5)
	Philippines	738	122,634	-	180	6,260
Q86121	Private general hospitals activities	511	120,702	-	180	4,418
Q86122	Private sanitaria and other similar activities	s	s	s	s	s
Q86123	Private mental health and substance abuse hospitals	s	s	s	s	s
Q86221	Private medical activities	140	90	-	-	-
Q86222	Private dental and laboratory services	5	-	-	-	-
Q86223	Child care clinics	s	s	s	s	s
Q86229	Private medical, dental and other health activities, n.e.c.	28	-	-	-	-
Q86900	Other human health activities	4	-	-	-	-
Q87201	Rehabilitation of people addicted to drugs or alcohol	3	-	-	-	-
Q87202	Caring for the mentally and physically handicapped	4	-	-	-	-

TABLE 7a.1 Number of Establishments and Sale of Tangible Fixed Assets by Type for Human Health and Social Work Activities Establishments with Total Employment of 20 and Over by Region and Industry Sub-Class: Philippines, 2010 (Continued)

(Value in thousand pesos. Details may not add-up to total due to rounding and/or statistical disclosure control)

2009 PSIC Code	Industry Description	Number of Establishments	Sale of Tangible Fixed Assets			
			Total	Land	Buildings, Other Structures and Land Improvements	Transport Equipment
Q87901	Child care services	8	-	-	-	-
Q87903	Caring for the aged and orphans	s	s	s	s	s
Q87909	Other residential care activities, n.e.c.	4	1,314	-	-	1,314
Q88103	Vocational rehabilitation and habilitation activities for disabled adults	s	s	s	s	s
Q88901	Welfare and guidance counseling activities for children and adolescents	s	s	s	s	s
Q88902	Child-care activities (including for the handicapped)	4	-	-	-	-
Q88904	Charitable activities	12	-	-	-	-
Q88909	Other social work activities without accommodation, n.e.c.	3	528	-	-	528
National Capital Region		249	118,467	-	180	2,502
Q86121	Private general hospitals activities	88	116,535	-	180	660
Q86123	Private mental health and substance abuse hospitals	s	s	s	s	s
Q86221	Private medical activities	108	90	-	-	-
Q86222	Private dental and laboratory services	5	-	-	-	-
Q86229	Private medical, dental and other health activities, n.e.c.	20	-	-	-	-
Q86900	Other human health activities	s	s	s	s	s
Q87201	Rehabilitation of people addicted to drugs or alcohol )	3	-	-	-	-
Q87202	Caring for the mentally and physically handicapped )	5	-	-	-	-
Q87901	Child care services	5	-	-	-	-
Q87903	Caring for the aged and orphans )	4	1,314	-	-	1,314
Q87909	Other residential care activities, n.e.c. )					
Q88901	Welfare and guidance counseling activities for children and adolescents )	3	-	-	-	-
Q88902	Child-care activities (including for the handicapped) )					
Q88904	Charitable activities	8	-	-	-	-
Q88909	Other social work activities without accommodation, n.e.c.	s	s	s	s	s
Cordillera Administrative Region		5	409	-	-	-
Q86121	Private general hospitals activities	5	409	-	-	-
I - Ilocos Region		30	-	-	-	-
Q86121	Private general hospitals activities	30	-	-	-	-
II - Cagayan Valley		15	-	-	-	-
Q86121	Private general hospitals activities	15	-	-	-	-

TABLE 7a.1 Number of Establishments and Sale of Tangible Fixed Assets by Type for Human Health and Social Work Activities Establishments with Total Employment of 20 and Over by Region and Industry Sub-Class: Philippines, 2010 (Continued)

(Value in thousand pesos. Details may not add-up to total due to rounding and/or statistical disclosure control)

2009 PSIC Code	Industry Description	Number of Establishments	Sale of Tangible Fixed Assets			
			Total	Land	Buildings, Other Structures and Land Improvements	Transport Equipment
			(1)	(2)	(3)	(4)
III - Central Luzon		72	-	-	-	-
Q86121	Private general hospitals activities	67	-	-	-	-
Q86221	Private medical activities )	5	-	-	-	-
Q86229	Private medical, dental and other health activities, n.e.c. )					
IVA - CALABARZON		113	-	-	-	-
Q86121	Private general hospitals activities	98	-	-	-	-
Q86122	Private sanitaria and other similar activities	s	s	s	s	s
Q86221	Private medical activities	s	s	s	s	s
Q87201	Rehabilitation of people addicted to drugs or alcohol	s	s	s	s	s
Q87901	Child care services	s	s	s	s	s
Q88904	Charitable activities	s	s	s	s	s
Q88909	Other social work activities without accommodation, n.e.c.	s	s	s	s	s
IVB - MIMAROPA		11	-	-	-	-
Q86121	Private general hospitals activities	s	s	s	s	s
Q87202	Caring for the mentally and physically handicapped	s	s	s	s	s
V - Bicol Region		28	-	-	-	-
Q86121	Private general hospitals activities	23	-	-	-	-
Q87201	Rehabilitation of people addicted to drugs or alcohol	s	s	s	s	s
Q88103	Vocational rehabilitation and habilitation activities for disabled adults	s	s	s	s	s
Q88902	Child-care activities (including for the handicapped)	s	s	s	s	s
Q88904	Charitable activities	s	s	s	s	s
VI - Western Visayas		25	-	-	-	-
Q86121	Private general hospitals activities	19	-	-	-	-
Q86221	Private medical activities )	4	-	-	-	-
Q86223	Child care clinics )					
Q88902	Child-care activities (including for the handicapped)	s	s	s	s	s
Q88909	Other social work activities without accommodation, n.e.c.	s	s	s	s	s



TABLE 7a.1 Number of Establishments and Sale of Tangible Fixed Assets by Type for Human Health and Social Work Activities Establishments with Total Employment of 20 and Over by Region and Industry Sub-Class: Philippines, 2010 (Continued)

(Value in thousand pesos. Details may not add-up to total due to rounding and/or statistical disclosure control)

2009 PSIC Code	Industry Description	Number of Establishments	Sale of Tangible Fixed Assets			
			Total	Land	Buildings, Other Structures and Land Improvements	Transport Equipment
		(1)	(2)	(3)	(4)	(5)
	<b>VII - Central Visayas</b>	<b>45</b>	<b>2,474</b>	<b>-</b>	<b>-</b>	<b>2,474</b>
Q86121	Private general hospitals activities	30	2,474	-	-	2,474
Q86221	Private medical activities	7	-	-	-	-
Q86229	Private medical, dental and other health activities, n.e.c.	s	s	s	s	s
Q86900	Other human health activities	s	s	s	s	s
Q87901	Child care services	s	s	s	s	s
Q87909	Other residential care activities, n.e.c.	s	s	s	s	s
Q88902	Child-care activities (including for the handicapped)	s	s	s	s	s
	<b>VIII - Eastern Visayas</b>	<b>11</b>	<b>-</b>	<b>-</b>	<b>-</b>	<b>-</b>
Q86121	Private general hospitals activities	s	s	s	s	s
Q87901	Child care services	s	s	s	s	s
	<b>IX - Zamboanga Peninsula</b>	<b>21</b>	<b>-</b>	<b>-</b>	<b>-</b>	<b>-</b>
Q86121	Private general hospitals activities	s	s	s	s	s
Q86221	Private medical activities	s	s	s	s	s
Q88904	Charitable activities	s	s	s	s	s
	<b>X - Northern Mindanao</b>	<b>36</b>	<b>575</b>	<b>-</b>	<b>-</b>	<b>575</b>
Q86121	Private general hospitals activities	s	s	s	s	s
Q86221	Private medical activities	s	s	s	s	s
	<b>XI - Davao Region</b>	<b>34</b>	<b>-</b>	<b>-</b>	<b>-</b>	<b>-</b>
Q86121	Private general hospitals activities	25	-	-	-	-
Q86122	Private sanitaria and other similar activities	s	s	s	s	s
Q86123	Private mental health and substance abuse hospitals	s	s	s	s	s
Q86221	Private medical activities )	4	-	-	-	-
Q86229	Private medical, dental and other health activities, n.e.c. )					
Q86900	Other human health activities	s	s	s	s	s
Q87909	Other residential care activities, n.e.c.	s	s	s	s	s
Q88904	Charitable activities	s	s	s	s	s
	<b>XII - SOCCSKSARGEN</b>	<b>33</b>	<b>708</b>	<b>-</b>	<b>-</b>	<b>708</b>
Q86121	Private general hospitals activities	29	708	-	-	708
Q86221	Private medical activities	s	s	s	s	s
Q87202	Caring for the mentally and physically handicapped	s	s	s	s	s

TABLE 7a.1 Number of Establishments and Sale of Tangible Fixed Assets by Type for Human Health and Social Work Activities Establishments with Total Employment of 20 and Over by Region and Industry Sub-Class: Philippines, 2010 (Continued)

(Value in thousand pesos. Details may not add-up to total due to rounding and/or statistical disclosure control)

2009 PSIC Code	Industry Description	Number of Establishments	Sale of Tangible Fixed Assets			
			Total	Land	Buildings, Other Structures and Land Improvements	Transport Equipment
			(1)	(2)	(3)	(4)
XIII - Caraga		7	-	-	-	-
Q86121	Private general hospitals activities	s	s	s	s	s
Q86221	Private medical activities	s	s	s	s	s
Autonomous Region in Muslim Mindanao		3	-	-	-	-
Q86121	Private general hospitals activities	3	-	-	-	-

2009 PSIC Code	Industry Description	Sale of Tangible Fixed Assets			
		ICT Machinery and Equipment	Other Machinery and Equipment	Valuables	Other Tangible Fixed Assets
		(6)	(7)	(8)	(9)
	<b>Philippines</b>	<b>12,520</b>	<b>103,664</b>	<b>-</b>	<b>9</b>
Q86121	Private general hospitals activities	12,520	103,574	-	9
Q86122	Private sanitaria and other similar activities	\$	\$	\$	\$
Q86123	Private mental health and substance abuse hospitals	\$	\$	\$	\$
Q86221	Private medical activities	-	90	-	-
Q86222	Private dental and laboratory services	-	-	-	-
Q86223	Child care clinics	\$	\$	\$	\$
Q86229	Private medical, dental and other health activities, n.e.c.	-	-	-	-
Q86900	Other human health activities	-	-	-	-
Q87201	Rehabilitation of people addicted to drugs or alcohol	-	-	-	-
Q87202	Caring for the mentally and physically handicapped	-	-	-	-
Q87901	Child care services	-	-	-	-
Q87903	Caring for the aged and orphans	\$	\$	\$	\$
Q87909	Other residential care activities, n.e.c.	-	-	-	-
Q88103	Vocational rehabilitation and habilitation activities	\$	\$	\$	\$
Q88901	Welfare and guidance counseling activities for children	\$	\$	\$	\$
Q88902	Child-care activities (including for the handicapped)	-	-	-	-
Q88904	Charitable activities	-	-	-	-
Q88909	Other social work activities without accommodation, n.e.c.	-	-	-	-

TABLE 7a.1 Number of Establishments and Sale of Tangible Fixed Assets by Type for Human Health and Social Work Activities Establishments with Total Employment of 20 and Over by Region and Industry Sub-Class: Philippines, 2010 (Continued)

(Value in thousand pesos. Details may not add-up to total due to rounding and/or statistical disclosure control)

2009 PSIC Code	Industry Description	Sale of Tangible Fixed Assets			
		ICT Machinery and Equipment	Other Machinery and Equipment	Valuables	Other Tangible Fixed Assets
		(6)	(7)	(8)	(9)
	<b>National Capital Region</b>	<b>12,472</b>	<b>103,313</b>	<b>-</b>	<b>-</b>
Q86121	Private general hospitals activities	12,472	103,223	-	-
Q86123	Private mental health and substance abuse hospitals	s	s	s	s
Q86221	Private medical activities	-	90	-	-
Q86222	Private dental and laboratory services	-	-	-	-
Q86229	Private medical, dental and other health activities, n.e.c.	-	-	-	-
Q86900	Other human health activities	s	s	s	s
Q87201	Rehabilitation of people addicted to drugs or alcohol )	-	-	-	-
Q87202	Caring for the mentally and physically handicapped )	-	-	-	-
Q87901	Child care services	-	-	-	-
Q87903	Caring for the aged and orphans )	-	-	-	-
Q87909	Other residential care activities, n.e.c. )	-	-	-	-
Q88901	Welfare and guidance counseling activities for children and adolescents )	-	-	-	-
Q88902	Child-care activities (including for the handicapped) )	-	-	-	-
Q88904	Charitable activities	-	-	-	-
Q88909	Other social work activities without accommodation, n.e.c.	s	s	s	s
	<b>Cordillera Administrative Region</b>	<b>48</b>	<b>351</b>	<b>-</b>	<b>9</b>
Q86121	Private general hospitals activities	48	351	-	9
	<b>I - Ilocos Region</b>	<b>-</b>	<b>-</b>	<b>-</b>	<b>-</b>
Q86121	Private general hospitals activities	-	-	-	-
	<b>II - Cagayan Valley</b>	<b>-</b>	<b>-</b>	<b>-</b>	<b>-</b>
Q86121	Private general hospitals activities	-	-	-	-
	<b>III - Central Luzon</b>	<b>-</b>	<b>-</b>	<b>-</b>	<b>-</b>
Q86121	Private general hospitals activities	-	-	-	-
Q86221	Private medical activities )	-	-	-	-
Q86229	Private medical, dental and other health activities, n.e.c. )	-	-	-	-
	<b>IVA - CALABARZON</b>	<b>-</b>	<b>-</b>	<b>-</b>	<b>-</b>
Q86121	Private general hospitals activities	-	-	-	-
Q86122	Private sanitaria and other similar activities	s	s	s	s
Q86221	Private medical activities	s	s	s	s
Q87201	Rehabilitation of people addicted to drugs or alcohol	s	s	s	s
Q87901	Child care services	s	s	s	s

TABLE 7a.1 Number of Establishments and Sale of Tangible Fixed Assets by Type for Human Health and Social Work Activities Establishments with Total Employment of 20 and Over by Region and Industry Sub-Class: Philippines, 2010 (Continued)

(Value in thousand pesos. Details may not add-up to total due to rounding and/or statistical disclosure control)

2009 PSIC Code	Industry Description	Sale of Tangible Fixed Assets			
		ICT Machinery and Equipment	Other Machinery and Equipment	Valuables	Other Tangible Fixed Assets
		(6)	(7)	(8)	(9)
Q88904	Charitable activities	S	S	S	S
Q88909	Other social work activities without accommodation, n.e.c.	S	S	S	S
<b>IVB - MIMAROPA</b>		-	-	-	-
Q86121	Private general hospitals activities	S	S	S	S
Q87202	Caring for the mentally and physically handicapped	S	S	S	S
<b>V - Bicol Region</b>		-	-	-	-
Q86121	Private general hospitals activities	-	-	-	-
Q87201	Rehabilitation of people addicted to drugs or alcohol	S	S	S	S
Q88103	Vocational rehabilitation and habilitation activities for disabled adults	S	S	S	S
Q88902	Child-care activities (including for the handicapped)	S	S	S	S
Q88904	Charitable activities	S	S	S	S
<b>VI - Western Visayas</b>		-	-	-	-
Q86121	Private general hospitals activities	-	-	-	-
Q86221	Private medical activities )	-	-	-	-
Q86223	Child care clinics )	-	-	-	-
Q88902	Child-care activities (including for the handicapped)	S	S	S	S
Q88909	Other social work activities without accommodation, n.e.c.	S	S	S	S
<b>VII - Central Visayas</b>		-	-	-	-
Q86121	Private general hospitals activities	-	-	-	-
Q86221	Private medical activities	-	-	-	-
Q86229	Private medical, dental and other health activities, n.e.c.	S	S	S	S
Q86900	Other human health activities	S	S	S	S
Q87901	Child care services	S	S	S	S
Q87909	Other residential care activities, n.e.c.	S	S	S	S
Q88902	Child-care activities (including for the handicapped)	S	S	S	S
<b>VIII - Eastern Visayas</b>		-	-	-	-
Q86121	Private general hospitals activities	S	S	S	S
Q87901	Child care services	S	S	S	S

TABLE 7a.1 Number of Establishments and Sale of Tangible Fixed Assets by Type for Human Health and Social Work Activities Establishments with Total Employment of 20 and Over by Region and Industry Sub-Class: Philippines, 2010 (Concluded)

(Value in thousand pesos. Details may not add-up to total due to rounding and/or statistical disclosure control)

2009 PSIC Code	Industry Description	Sale of Tangible Fixed Assets			
		ICT Machinery and Equipment	Other Machinery and Equipment	Valuables	Other Tangible Fixed Assets
		(6)	(7)	(8)	(9)
IX - Zamboanga Peninsula		-	-	-	-
Q86121	Private general hospitals activities	S	S	S	S
Q86221	Private medical activities	S	S	S	S
Q88904	Charitable activities	S	S	S	S
X - Northern Mindanao		-	-	-	-
Q86121	Private general hospitals activities	S	S	S	S
Q86221	Private medical activities	S	S	S	S
XI - Davao Region		-	-	-	-
Q86121	Private general hospitals activities	-	-	-	-
Q86122	Private sanitaria and other similar activities	S	S	S	S
Q86123	Private mental health and substance abuse hospitals	S	S	S	S
Q86221	Private medical activities )	-	-	-	-
Q86229	Private medical, dental and other health activities, n.e.c. )	-	-	-	-
Q86900	Other human health activities	S	S	S	S
Q87909	Other residential care activities, n.e.c.	S	S	S	S
Q88904	Charitable activities	S	S	S	S
XII - SOCCSKSARGEN		-	-	-	-
Q86121	Private general hospitals activities	-	-	-	-
Q86221	Private medical activities	S	S	S	S
Q87202	Caring for the mentally and physically handicapped	S	S	S	S
XIII - Caraga		-	-	-	-
Q86121	Private general hospitals activities	S	S	S	S
Q86221	Private medical activities	S	S	S	S
Autonomous Region in Muslim Mindanao		-	-	-	-
Q86121	Private general hospitals activities	-	-	-	-

s - Data suppressed

) - Data combined

TABLE 7a.2 Number of Establishments and Losses and Damages to Tangible Fixed Assets by Type for Human Health and Social Work Activities Establishments with Total Employment of 20 and Over by Region and Industry Sub-Class: Philippines, 2010

(Value in thousand pesos. Details may not add-up to total due to rounding and/or statistical disclosure control)

2009 PSIC Code	Industry Description	Number of Establishments	Losses and Damages to Tangible Fixed Assets			
			Total	Land	Buildings, Other Structures and Land Improvements	Transport Equipment
		(1)	(2)	(3)	(4)	(5)
Philippines		738	4,450	-	3,000	51
Q86121	Private general hospitals activities	511	3,783	-	3,000	51
Q86122	Private sanitaria and other similar activities	s	s	s	s	s
Q86123	Private mental health and substance abuse hospitals	s	s	s	s	s
Q86221	Private medical activities	140	37	-	-	-
Q86222	Private dental and laboratory services	5	-	-	-	-
Q86223	Child care clinics	s	s	s	s	s
Q86229	Private medical, dental and other health activities, n.e.c.	28	-	-	-	-
Q86900	Other human health activities	4	-	-	-	-
Q87201	Rehabilitation of people addicted to drugs or alcohol	3	-	-	-	-
Q87202	Caring for the mentally and physically handicapped	4	-	-	-	-
Q87901	Child care services	8	-	-	-	-
Q87903	Caring for the aged and orphans	s	s	s	s	s
Q87909	Other residential care activities, n.e.c.	4	-	-	-	-
Q88103	Vocational rehabilitation and habilitation activities for disabled adults	s	s	s	s	s
Q88901	Welfare and guidance counseling activities for children and adolescents	s	s	s	s	s
Q88902	Child-care activities (including for the handicapped)	4	630	-	-	-
Q88904	Charitable activities	12	-	-	-	-
Q88909	Other social work activities without accommodation, n.e.c.	3	-	-	-	-
National Capital Region		249	839	-	-	-
Q86121	Private general hospitals activities	88	172	-	-	-
Q86123	Private mental health and substance abuse hospitals	s	s	s	s	s
Q86221	Private medical activities	108	37	-	-	-
Q86222	Private dental and laboratory services	5	-	-	-	-
Q86229	Private medical, dental and other health activities, n.e.c.	20	-	-	-	-
Q86900	Other human health activities	s	s	s	s	s
Q87201	Rehabilitation of people addicted to drugs or alcohol )	3	-	-	-	-
Q87202	Caring for the mentally and physically handicapped )	5	-	-	-	-
Q87901	Child care services	5	-	-	-	-
Q87903	Caring for the aged and orphans )	4	-	-	-	-
Q87909	Other residential care activities, n.e.c. )	3	630	-	-	-
Q88901	Welfare and guidance counseling activities for children and adolescents )	3	630	-	-	-
Q88902	Child-care activities (including for the handicapped) )	8	-	-	-	-
Q88904	Charitable activities	s	s	s	s	s
Q88909	Other social work activities without accommodation, n.e.c.	s	s	s	s	s

TABLE 7a.2 Number of Establishments and Losses and Damages to Tangible Fixed Assets by Type for Human Health and Social Work Activities Establishments with Total Employment of 20 and Over by Region and Industry Sub-Class: Philippines, 2010 (Continued)

(Value in thousand pesos. Details may not add-up to total due to rounding and/or statistical disclosure control)

2009 PSIC Code	Industry Description	Number of Establishments	Losses and Damages to Tangible Fixed Assets			
			Total	Land	Buildings, Other Structures and Land Improvements	Transport Equipment
		(1)	(2)	(3)	(4)	(5)
	<b>Cordillera Administrative Region</b>	<b>5</b>	-	-	-	-
Q86121	Private general hospitals activities	5	-	-	-	-
	<b>I - Ilocos Region</b>	<b>30</b>	-	-	-	-
Q86121	Private general hospitals activities	30	-	-	-	-
	<b>II - Cagayan Valley</b>	<b>15</b>	-	-	-	-
Q86121	Private general hospitals activities	15	-	-	-	-
	<b>III - Central Luzon</b>	<b>72</b>	<b>410</b>	-	-	-
Q86121	Private general hospitals activities	67	410	-	-	-
Q86221	Private medical activities )	5	-	-	-	-
Q86229	Private medical, dental and other health activities, n.e.c. )					
	<b>IVA - CALABARZON</b>	<b>113</b>	-	-	-	-
Q86121	Private general hospitals activities	98	-	-	-	-
Q86122	Private sanitaria and other similar activities	s	s	s	s	s
Q86221	Private medical activities	s	s	s	s	s
Q87201	Rehabilitation of people addicted to drugs or alcohol	s	s	s	s	s
Q87901	Child care services	s	s	s	s	s
Q88904	Charitable activities	s	s	s	s	s
Q88909	Other social work activities without accommodation, n.e.c.	s	s	s	s	s
	<b>IVB - MIMAROPA</b>	<b>11</b>	-	-	-	-
Q86121	Private general hospitals activities	s	s	s	s	s
Q87202	Caring for the mentally and physically handicapped	s	s	s	s	s
	<b>V - Bicol Region</b>	<b>28</b>	<b>3,201</b>	-	<b>3,000</b>	<b>51</b>
Q86121	Private general hospitals activities	23	3,201	-	3,000	51
Q87201	Rehabilitation of people addicted to drugs or alcohol	s	s	s	s	s
Q88103	Vocational rehabilitation and habilitation activities for disabled adults	s	s	s	s	s
Q88902	Child-care activities (including for the handicapped)	s	s	s	s	s
Q88904	Charitable activities	s	s	s	s	s

TABLE 7a.2 Number of Establishments and Losses and Damages to Tangible Fixed Assets by Type for Human Health and Social Work Activities Establishments with Total Employment of 20 and Over by Region and Industry Sub-Class: Philippines, 2010 (Continued)

(Value in thousand pesos. Details may not add-up to total due to rounding and/or statistical disclosure control)

2009 PSIC Code	Industry Description	Number of Establishments	Losses and Damages to Tangible Fixed Assets			
			Total	Land	Buildings, Other Structures and Land Improvements	Transport Equipment
VI - Western Visayas		25	-	-	-	-
Q86121	Private general hospitals activities	19	-	-	-	-
Q86221	Private medical activities )	4	-	-	-	-
Q86223	Child care clinics )					
Q88902	Child-care activities (including for the handicapped)	s	s	s	s	s
Q88909	Other social work activities without accommodation, n.e.c.	s	s	s	s	s
VII - Central Visayas		45	-	-	-	-
Q86121	Private general hospitals activities	30	-	-	-	-
Q86221	Private medical activities	7	-	-	-	-
Q86229	Private medical, dental and other health activities, n.e.c.	s	s	s	s	s
Q86900	Other human health activities	s	s	s	s	s
Q87901	Child care services	s	s	s	s	s
Q87909	Other residential care activities, n.e.c.	s	s	s	s	s
Q88902	Child-care activities (including for the handicapped)	s	s	s	s	s
VIII - Eastern Visayas		11	-	-	-	-
Q86121	Private general hospitals activities	s	s	s	s	s
Q87901	Child care services	s	s	s	s	s
IX - Zamboanga Peninsula		21	-	-	-	-
Q86121	Private general hospitals activities	s	s	s	s	s
Q86221	Private medical activities	s	s	s	s	s
Q88904	Charitable activities	s	s	s	s	s
X - Northern Mindanao		36	-	-	-	-
Q86121	Private general hospitals activities	s	s	s	s	s
Q86221	Private medical activities	s	s	s	s	s
XI - Davao Region		34	-	-	-	-
Q86121	Private general hospitals activities	25	-	-	-	-
Q86122	Private sanitaria and other similar activities	s	s	s	s	s
Q86123	Private mental health and substance abuse hospitals	s	s	s	s	s
Q86221	Private medical activities )	4	-	-	-	-
Q86229	Private medical, dental and other health activities, n.e.c. )					
Q86900	Other human health activities	s	s	s	s	s
Q87909	Other residential care activities, n.e.c.	s	s	s	s	s
Q88904	Charitable activities	s	s	s	s	s



TABLE 7a.2 Number of Establishments and Losses and Damages to Tangible Fixed Assets by Type for Human Health and Social Work Activities Establishments with Total Employment of 20 and Over by Region and Industry Sub-Class: Philippines, 2010 (Continued)

(Value in thousand pesos. Details may not add-up to total due to rounding and/or statistical disclosure control)

2009 PSIC Code	Industry Description	Number of Establishments	Losses and Damages to Tangible Fixed Assets			
			Total	Land	Buildings, Other Structures and Land Improvements	Transport Equipment
			(1)	(2)	(3)	(4)
XII - SOCCSKSARGEN		33	-	-	-	-
Q86121	Private general hospitals activities	29	-	-	-	-
Q86221	Private medical activities	s	s	s	s	s
Q87202	Caring for the mentally and physically handicapped	s	s	s	s	s
XIII - Caraga		7	-	-	-	-
Q86121	Private general hospitals activities	s	s	s	s	s
Q86221	Private medical activities	s	s	s	s	s
Autonomous Region in Muslim Mindanao		3	-	-	-	-
Q86121	Private general hospitals activities	3	-	-	-	-

2009 PSIC Code	Industry Description	Losses and Damages to Tangible Fixed Assets			
		ICT Machinery and Equipment	Other Machinery and Equipment	Valuables	Other Tangible Fixed Assets
		(6)	(7)	(8)	(9)
	<b>Philippines</b>	<b>100</b>	<b>1,299</b>	<b>-</b>	<b>-</b>
Q86121	Private general hospitals activities	100	632	-	-
Q86122	Private sanitaria and other similar activities	s	s	s	s
Q86123	Private mental health and substance abuse hospitals	s	s	s	s
Q86221	Private medical activities	-	37	-	-
Q86222	Private dental and laboratory services	-	-	-	-
Q86223	Child care clinics	s	s	s	s
Q86229	Private medical, dental and other health activities, n.e.c.	-	-	-	-
Q86900	Other human health activities	-	-	-	-
Q87201	Rehabilitation of people addicted to drugs or alcohol	-	-	-	-
Q87202	Caring for the mentally and physically handicapped	-	-	-	-
Q87901	Child care services	-	-	-	-
Q87903	Caring for the aged and orphans	s	s	s	s
Q87909	Other residential care activities, n.e.c.	-	-	-	-
Q88103	Vocational rehabilitation and habilitation activities	s	s	s	s
Q88901	Welfare and guidance counseling activities for children	s	s	s	s
Q88902	Child-care activities (including for the handicapped)	-	630	-	-
Q88904	Charitable activities	-	-	-	-
Q88909	Other social work activities without accommodation, n.e.c.	-	-	-	-

TABLE 7a.2 Number of Establishments and Losses and Damages to Tangible Fixed Assets by Type for Human Health and Social Work Activities Establishments with Total Employment of 20 and Over by Region and Industry Sub-Class: Philippines, 2010 *(Continued)*

(Value in thousand pesos. Details may not add-up to total due to rounding and/or statistical disclosure control)

2009 PSIC Code	Industry Description	Losses and Damages to Tangible Fixed Assets			
		ICT Machinery and Equipment	Other Machinery and Equipment	Valuables	Other Tangible Fixed Assets
		(6)	(7)	(8)	(9)
National Capital Region		-	839	-	-
Q86121	Private general hospitals activities	-	172	-	-
Q86123	Private mental health and substance abuse hospitals	s	s	s	s
Q86221	Private medical activities	-	37	-	-
Q86222	Private dental and laboratory services	-	-	-	-
Q86229	Private medical, dental and other health activities, n.e.c.	-	-	-	-
Q86900	Other human health activities	s	s	s	s
Q87201	Rehabilitation of people addicted to drugs or alcohol )	-	-	-	-
Q87202	Caring for the mentally and physically handicapped )	-	-	-	-
Q87901	Child care services	-	-	-	-
Q87903	Caring for the aged and orphans )	-	-	-	-
Q87909	Other residential care activities, n.e.c. )	-	-	-	-
Q88901	Welfare and guidance counseling activities for children and adolescents )	-	630	-	-
Q88902	Child-care activities (including for the handicapped) )	-	-	-	-
Q88904	Charitable activities	-	-	-	-
Q88909	Other social work activities without accommodation, n.e.c.	s	s	s	s
Cordillera Administrative Region		-	-	-	-
Q86121	Private general hospitals activities	-	-	-	-
I - Ilocos Region		-	-	-	-
Q86121	Private general hospitals activities	-	-	-	-
II - Cagayan Valley		-	-	-	-
Q86121	Private general hospitals activities	-	-	-	-
III - Central Luzon		-	410	-	-
Q86121	Private general hospitals activities	-	410	-	-
Q86221	Private medical activities )	-	-	-	-
Q86229	Private medical, dental and other health activities, n.e.c. )	-	-	-	-
IVA - CALABARZON		-	-	-	-
Q86121	Private general hospitals activities	-	-	-	-
Q86122	Private sanitaria and other similar activities	s	s	s	s
Q86221	Private medical activities	s	s	s	s
Q87201	Rehabilitation of people addicted to drugs or alcohol	s	s	s	s
Q87901	Child care services	s	s	s	s
Q88904	Charitable activities	s	s	s	s
Q88909	Other social work activities without accommodation, n.e.c.	s	s	s	s

TABLE 7a.2 Number of Establishments and Losses and Damages to Tangible Fixed Assets by Type for Human Health and Social Work Activities Establishments with Total Employment of 20 and Over by Region and Industry Sub-Class: Philippines, 2010 *(Continued)*

(Value in thousand pesos. Details may not add-up to total due to rounding and/or statistical disclosure control)

2009 PSIC Code	Industry Description	Losses and Damages to Tangible Fixed Assets			
		ICT Machinery and Equipment	Other Machinery and Equipment	Valuables	Other Tangible Fixed Assets
		(6)	(7)	(8)	(9)
IVB - MIMAROPA		-	-	-	-
Q86121	Private general hospitals activities	s	s	s	s
Q87202	Caring for the mentally and physically handicapped	s	s	s	s
V - Bicol Region		100	50	-	-
Q86121	Private general hospitals activities	100	50	-	-
Q87201	Rehabilitation of people addicted to drugs or alcohol	s	s	s	s
Q88103	Vocational rehabilitation and habilitation activities for disabled adults	s	s	s	s
Q88902	Child-care activities (including for the handicapped)	s	s	s	s
Q88904	Charitable activities	s	s	s	s
VI - Western Visayas		-	-	-	-
Q86121	Private general hospitals activities	-	-	-	-
Q86221	Private medical activities )	-	-	-	-
Q86223	Child care clinics )	-	-	-	-
Q88902	Child-care activities (including for the handicapped)	s	s	s	s
Q88909	Other social work activities without accommodation, n.e.c.	s	s	s	s
VII - Central Visayas		-	-	-	-
Q86121	Private general hospitals activities	-	-	-	-
Q86221	Private medical activities	-	-	-	-
Q86229	Private medical, dental and other health activities, n.e.c.	s	s	s	s
Q86900	Other human health activities	s	s	s	s
Q87901	Child care services	s	s	s	s
Q87909	Other residential care activities, n.e.c.	s	s	s	s
Q88902	Child-care activities (including for the handicapped)	s	s	s	s
VIII - Eastern Visayas		-	-	-	-
Q86121	Private general hospitals activities	s	s	s	s
Q87901	Child care services	s	s	s	s
IX - Zamboanga Peninsula		-	-	-	-
Q86121	Private general hospitals activities	s	s	s	s
Q86221	Private medical activities	s	s	s	s
Q88904	Charitable activities	s	s	s	s
X - Northern Mindanao		-	-	-	-
Q86121	Private general hospitals activities	s	s	s	s
Q86221	Private medical activities	s	s	s	s

TABLE 7a.2 Number of Establishments and Losses and Damages to Tangible Fixed Assets by Type for Human Health and Social Work Activities Establishments with Total Employment of 20 and Over by Region and Industry Sub-Class: Philippines, 2010 *(Concluded)*

(Value in thousand pesos. Details may not add-up to total due to rounding and/or statistical disclosure control)

2009 PSIC Code	Industry Description	Losses and Damages to Tangible Fixed Assets			
		ICT Machinery and Equipment	Other Machinery and Equipment	Valuables	Other Tangible Fixed Assets
		(6)	(7)	(8)	(9)
XI - Davao Region		-	-	-	-
Q86121	Private general hospitals activities	-	-	-	-
Q86122	Private sanitaria and other similar activities	s	s	s	s
Q86123	Private mental health and substance abuse hospitals	s	s	s	s
Q86221	Private medical activities )	-	-	-	-
Q86229	Private medical, dental and other health activities, n.e.c. )	-	-	-	-
Q86900	Other human health activities	s	s	s	s
Q87909	Other residential care activities, n.e.c.	s	s	s	s
Q88904	Charitable activities	s	s	s	s
XII - SOCCSKSARGEN		-	-	-	-
Q86121	Private general hospitals activities	-	-	-	-
Q86221	Private medical activities	s	s	s	s
Q87202	Caring for the mentally and physically handicapped	s	s	s	s
XIII - Caraga		-	-	-	-
Q86121	Private general hospitals activities	s	s	s	s
Q86221	Private medical activities	s	s	s	s
Autonomous Region in Muslim Mindanao		-	-	-	-
Q86121	Private general hospitals activities	-	-	-	-

s - Data suppressed

) - Data combined

TABLE 8a Number of Establishments and Book Value of Tangible Fixed Assets by Type for Human Health and Social Work Activities Establishments with Total Employment of 20 and Over by Region and Industry Sub-Class: Philippines, 2010

(Value in thousand pesos. Details may not add-up to total due to rounding and/or statistical disclosure control)

2009 PSIC Code	Industry Description	Number of Establishments	Book Value of Tangible Fixed Assets			
			Total	Land	Buildings, Other Structures and Land Improvements	Transport Equipment
		(1)	(2)	(3)	(4)	(5)
	PHILIPPINES	738	62,614,687	6,937,977	30,972,397	2,154,631
Q86121	Private general hospitals activities	511	59,228,854	6,498,050	29,524,979	1,893,297
Q86122	Private sanitaria and other similar activities	s	s	s	s	s
Q86123	Private mental health and substance abuse hospitals	s	s	s	s	s
Q86221	Private medical activities	140	1,890,701	142,752	632,242	162,902

TABLE 8a Number of Establishments and Book Value of Tangible Fixed Assets by Type for Human Health and Social Work Activities Establishments with Total Employment of 20 and Over by Region and Industry Sub-Class: Philippines, 2010 (Continued)

(Value in thousand pesos. Details may not add-up to total due to rounding and/or statistical disclosure control)

2009 PSIC Code	Industry Description	Number of Establishments	Book Value of Tangible Fixed Assets			
			Total	Land	Buildings, Other Structures and Land Improvements	Transport Equipment
		(1)	(2)	(3)	(4)	(5)
Q86222	Private dental and laboratory services	5	12,626	-	7,521	3,106
Q86223	Child care clinics	s	s	s	s	s
Q86229	Private medical, dental and other health activities, n.e.c.	28	198,397	13,219	39,994	32,495
Q86900	Other human health activities	4	190,789	26,280	105,818	325
Q87201	Rehabilitation of people addicted to drugs or alcohol	3	8,595	-	6,133	1,212
Q87202	Caring for the mentally and physically handicapped	4	15,073	3,012	7,687	2,269
Q87901	Child care services	8	165,928	10,867	110,033	9,608
Q87903	Caring for the aged and orphans	s	s	s	s	s
Q87909	Other residential care activities, n.e.c.	4	39,661	7,557	17,585	1,891
Q88103	Vocational rehabilitation and habilitation activities for disabled adults	s	s	s	s	s
Q88901	Welfare and guidance counseling activities for children and adolescents	s	s	s	s	s
Q88902	Child-care activities (including for the handicapped)	4	79,096	12,567	59,541	1,216
Q88904	Charitable activities	12	100,295	11,994	28,649	35,148
Q88909	Other social work activities without accommodation, n.e.c.	3	6,122	100	1,900	3,265
<b>National Capital Region</b>		<b>249</b>	<b>37,064,238</b>	<b>2,687,719</b>	<b>18,453,300</b>	<b>1,544,714</b>
Q86121	Private general hospitals activities	88	34,896,095	2,424,651	17,697,533	1,314,438
Q86123	Private mental health and substance abuse hospitals	s	s	s	s	s
Q86221	Private medical activities	108	1,281,481	29,896	325,568	149,558
Q86222	Private dental and laboratory services	5	12,626	-	7,521	3,106
Q86229	Private medical, dental and other health activities, n.e.c.	20	92,153	-	8,043	25,929
Q86900	Other human health activities	s	s	s	s	s
Q87201	Rehabilitation of people addicted to drugs or alcohol )	3	8,641	873	2,406	2,982
Q87202	Caring for the mentally and physically handicapped )					
Q87901	Child care services	5	61,215	10,070	15,232	8,604
Q87903	Caring for the aged and orphans )					
Q87909	Other residential care activities, n.e.c. )	4	576,438	207,159	355,328	1,941
Q88901	Welfare and guidance counseling activities for children and adolescents )	3	24,074	3,125	5,980	1,967
Q88902	Child-care activities (including for the handicapped) )					
Q88904	Charitable activities	8	89,413	11,944	28,299	34,226
Q88909	Other social work activities without accommodation, n.e.c.	s	s	s	s	s
<b>Cordillera Administrative Region</b>		<b>5</b>	<b>711,411</b>	<b>333,782</b>	<b>338,662</b>	<b>275</b>
Q86121	Private general hospitals activities	5	711,411	333,782	338,662	275
<b>I - Ilocos Region</b>		<b>30</b>	<b>667,357</b>	<b>52,160</b>	<b>396,608</b>	<b>14,064</b>
Q86121	Private general hospitals activities	30	667,357	52,160	396,608	14,064

TABLE 8a Number of Establishments and Book Value of Tangible Fixed Assets by Type for Human Health and Social Work Activities Establishments with Total Employment of 20 and Over by Region and Industry Sub-Class: Philippines, 2010 *(Continued)*

(Value in thousand pesos. Details may not add-up to total due to rounding and/or statistical disclosure control)

2009 PSIC Code	Industry Description	Number of Establishments	Book Value of Tangible Fixed Assets			
			Total	Land	Buildings, Other Structures and Land Improvements	Transport Equipment
	II - Cagayan Valley	15	650,228	66,464	394,349	27,455
Q86121	Private general hospitals activities	15	650,228	66,464	394,349	27,455
	III - Central Luzon	72	2,701,317	309,555	1,294,274	53,578
Q86121	Private general hospitals activities	67	2,610,936	294,871	1,241,946	50,945
Q86221	Private medical activities )	5	90,381	14,684	52,327	2,633
Q86229	Private medical, dental and other health activities, n.e.c. )					
	IVA - CALABARZON	113	7,377,812	1,516,959	3,865,143	78,936
Q86121	Private general hospitals activities	98	6,928,706	1,461,760	3,598,466	76,071
Q86122	Private sanitaria and other similar activities	s	s	s	s	s
Q86221	Private medical activities	s	s	s	s	s
Q87201	Rehabilitation of people addicted to drugs or alcohol	s	s	s	s	s
Q87901	Child care services	s	s	s	s	s
Q88904	Charitable activities	s	s	s	s	s
Q88909	Other social work activities without accommodation, n.e.c.	s	s	s	s	s
	IVB - MIMAROPA	11	281,620	39,146	126,491	3,111
Q86121	Private general hospitals activities	s	s	s	s	s
Q87202	Caring for the mentally and physically handicapped	s	s	s	s	s
	V - Bicol Region	28	681,116	82,750	376,263	17,367
Q86121	Private general hospitals activities	23	605,011	74,280	315,827	15,288
Q87201	Rehabilitation of people addicted to drugs or alcohol	s	s	s	s	s
Q88103	Vocational rehabilitation and habilitation activities for disabled adults	s	s	s	s	s
Q88902	Child-care activities (including for the handicapped)	s	s	s	s	s
Q88904	Charitable activities	s	s	s	s	s
	VI - Western Visayas	25	1,880,540	187,588	1,009,346	17,684
Q86121	Private general hospitals activities	19	1,806,681	171,097	985,210	15,676
Q86221	Private medical activities )	4	70,289	16,392	22,236	709
Q86223	Child care clinics )					
Q88902	Child-care activities (including for the handicapped)	s	s	s	s	s
Q88909	Other social work activities without accommodation, n.e.c.	s	s	s	s	

TABLE 8a Number of Establishments and Book Value of Tangible Fixed Assets by Type for Human Health and Social Work Activities Establishments with Total Employment of 20 and Over by Region and Industry Sub-Class: Philippines, 2010 (Continued)

(Value in thousand pesos. Details may not add-up to total due to rounding and/or statistical disclosure control)

2009 PSIC Code	Industry Description	Number of Establishments	Book Value of Tangible Fixed Assets			
			Total	Land	Buildings, Other Structures and Land Improvements	Transport Equipment
		(1)	(2)	(3)	(4)	(5)
	VII - Central Visayas	45	3,526,807	638,529	1,303,383	289,135
Q86121	Private general hospitals activities	30	3,339,348	603,905	1,194,866	281,817
Q86221	Private medical activities	7	86,429	24,752	51,759	2,790
Q86229	Private medical, dental and other health activities, n.e.c.	s	s	s	s	s
Q86900	Other human health activities	s	s	s	s	s
Q87901	Child care services	s	s	s	s	s
Q87909	Other residential care activities, n.e.c.	s	s	s	s	s
Q88902	Child-care activities (including for the handicapped)	s	s	s	s	s
	VIII - Eastern Visayas	11	627,882	100,613	377,211	6,282
Q86121	Private general hospitals activities	s	s	s	s	s
Q87901	Child care services	s	s	s	s	s
	IX - Zamboanga Peninsula	21	840,687	136,129	390,819	20,744
Q86121	Private general hospitals activities	s	s	s	s	s
Q86221	Private medical activities	s	s	s	s	s
Q88904	Charitable activities	s	s	s	s	s
	X - Northern Mindanao	36	2,091,600	133,857	972,577	46,806
Q86121	Private general hospitals activities	s	s	s	s	s
Q86221	Private medical activities	s	s	s	s	s
	XI - Davao Region	34	2,286,430	375,985	1,120,952	17,772
Q86121	Private general hospitals activities	25	2,041,559	346,216	982,483	11,405
Q86122	Private sanitaria and other similar activities	s	s	s	s	s
Q86123	Private mental health and substance abuse hospitals	s	s	s	s	s
Q86221	Private medical activities	4	18,525	895	4,417	1,844
Q86229	Private medical, dental and other health activities, n.e.c.					
Q86900	Other human health activities	s	s	s	s	s
Q87909	Other residential care activities, n.e.c.	s	s	s	s	s
Q88904	Charitable activities	s	s	s	s	s
	XII - SOCCSKSARGEN	33	940,266	237,043	420,486	15,007
Q86121	Private general hospitals activities	29	919,404	233,788	413,944	9,298
Q86221	Private medical activities	s	s	s	s	s
Q87202	Caring for the mentally and physically handicapped	s	s	s	s	s
	XIII - Caraga	7	247,683	35,447	103,233	1,700
Q86121	Private general hospitals activities	s	s	s	s	s
Q86221	Private medical activities	s	s	s	s	s

TABLE 8a Number of Establishments and Book Value of Tangible Fixed Assets by Type for Human Health and Social Work Activities Establishments with Total Employment of 20 and Over by Region and Industry Sub-Class: Philippines, 2010 (Continued)

(Value in thousand pesos. Details may not add-up to total due to rounding and/or statistical disclosure control)

2009 PSIC Code	Industry Description	Number of Establishments	Book Value of Tangible Fixed Assets			
			Total	Land	Buildings, Other Structures and Land Improvements	Transport Equipment
			(1)	(2)	(3)	(4)
	Autonomous Region in Muslim Mindanao	3	37,694	4,250	29,300	-
Q86121	Private general hospitals activities	3	37,694	4,250	29,300	-

2009 PSIC Code	Industry Description	Book Value of Tangible Fixed Assets			
		ICT Machinery and Equipment	Other Machinery and Equipment	Valuables	Other Tangible Fixed Assets
		(6)	(7)	(8)	(9)
	Philippines	10,882,301	11,474,089	105,060	88,232
Q86121	Private general hospitals activities	10,420,079	10,699,658	105,039	87,752
Q86122	Private sanitaria and other similar activities	s	s	s	s
Q86123	Private mental health and substance abuse hospitals	s	s	s	s
Q86221	Private medical activities	336,119	616,206	-	480
Q86222	Private dental and laboratory services	1,752	247	-	-
Q86223	Child care clinics	s	s	s	s
Q86229	Private medical, dental and other health activities, n.e.c.	30,088	82,581	20	-
Q86900	Other human health activities	48,081	10,285	-	-
Q87201	Rehabilitation of people addicted to drugs or alcohol	690	561	-	-
Q87202	Caring for the mentally and physically handicapped	1,125	980	-	-
Q87901	Child care services	15,261	20,158	-	-
Q87903	Caring for the aged and orphans	s	s	s	s
Q87909	Other residential care activities, n.e.c.	2,296	10,331	-	-
Q88103	Vocational rehabilitation and habilitation activities for disabled adults	s	s	s	s
Q88901	Welfare and guidance counseling activities for children and adolescents	s	s	s	s
Q88902	Child-care activities (including for the handicapped)	1,750	4,023	-	-
Q88904	Charitable activities	10,192	14,311	1	-
Q88909	Other social work activities without accommodation, n.e.c.	846	12	-	-
	National Capital Region	8,873,495	5,384,065	96,249	24,696
Q86121	Private general hospitals activities	8,583,597	4,754,932	96,248	24,696
Q86123	Private mental health and substance abuse hospitals	s	s	s	s
Q86221	Private medical activities	243,330	533,130	-	-
Q86222	Private dental and laboratory services	1,752	247	-	-
Q86229	Private medical, dental and other health activities, n.e.c.	11,897	46,284	-	-
Q86900	Other human health activities	s	s	s	s



TABLE 8a Number of Establishments and Book Value of Tangible Fixed Assets by Type for Human Health and Social Work Activities Establishments with Total Employment of 20 and Over by Region and Industry Sub-Class: Philippines, 2010 (Continued)

(Value in thousand pesos. Details may not add-up to total due to rounding and/or statistical disclosure control)

2009 PSIC Code	Industry Description	Book Value of Tangible Fixed Assets			
		ICT Machinery and Equipment	Other Machinery and Equipment	Valuables	Other Tangible Fixed Assets
		(6)	(7)	(8)	(9)
Q87201	Rehabilitation of people addicted to drugs or alcohol )	1,706	674	-	-
Q87202	Caring for the mentally and physically handicapped )				
Q87901	Child care services	13,070	14,240	-	-
Q87903	Caring for the aged and orphans )				
Q87909	Other residential care activities, n.e.c. )	1,887	10,124	-	-
Q88901	Welfare and guidance counseling activities for children )				
	and adolescents )	10,615	2,387	-	-
Q88902	Child-care activities (including for the handicapped) )				
Q88904	Charitable activities	3,683	11,261	1	-
Q88909	Other social work activities without accommodation, n.e.c.	s	s	s	s
	<b>Cordillera Administrative Region</b>	<b>2,873</b>	<b>28,653</b>	<b>-</b>	<b>7,166</b>
Q86121	Private general hospitals activities	2,873	28,653	-	7,166
	<b>I - Ilocos Region</b>	<b>118,084</b>	<b>85,090</b>	<b>238</b>	<b>1,113</b>
Q86121	Private general hospitals activities	118,084	85,090	238	1,113
	<b>II - Cagayan Valley</b>	<b>35,177</b>	<b>125,347</b>	<b>-</b>	<b>1,437</b>
Q86121	Private general hospitals activities	35,177	125,347	-	1,437
	<b>III - Central Luzon</b>	<b>127,932</b>	<b>912,352</b>	<b>1,014</b>	<b>2,612</b>
Q86121	Private general hospitals activities	127,505	892,063	994	2,612
Q86221	Private medical activities )	428	20,289	20	-
Q86229	Private medical, dental and other health activities, n.e.c. )				
	<b>IVA - CALABARZON</b>	<b>422,309</b>	<b>1,458,445</b>	<b>-</b>	<b>36,021</b>
Q86121	Private general hospitals activities	359,933	1,396,455	-	36,021
Q86122	Private sanitaria and other similar activities	s	s	s	s
Q86221	Private medical activities	s	s	s	s
Q87201	Rehabilitation of people addicted to drugs or alcohol	s	s	s	s
Q87901	Child care services	s	s	s	s
Q88904	Charitable activities	s	s	s	s
Q88909	Other social work activities without accommodation, n.e.c.	s	s	s	s
	<b>IVB - MIMAROPA</b>	<b>3,508</b>	<b>109,361</b>	<b>-</b>	<b>3</b>
Q86121	Private general hospitals activities	s	s	s	s
Q87202	Caring for the mentally and physically handicapped	s	s	s	s

TABLE 8a Number of Establishments and Book Value of Tangible Fixed Assets by Type for Human Health and Social Work Activities Establishments with Total Employment of 20 and Over by Region and Industry Sub-Class: Philippines, 2010 (Continued)

(Value in thousand pesos. Details may not add-up to total due to rounding and/or statistical disclosure control)

2009 PSIC Code	Industry Description	Book Value of Tangible Fixed Assets			
		ICT Machinery and Equipment	Other Machinery and Equipment	Valuables	Other Tangible Fixed Assets
		(6)	(7)	(8)	(9)
V - Bicol Region		71,836	132,900	-	-
Q86121	Private general hospitals activities	69,270	130,347	-	
Q87201	Rehabilitation of people addicted to drugs or alcohol	s	s	s	s
Q88103	Vocational rehabilitation and habilitation activities for disabled adults	s	s	s	s
Q88902	Child-care activities (including for the handicapped)	s	s	s	s
Q88904	Charitable activities	s	s	s	s
VI - Western Visayas		234,512	430,064	-	1,345
Q86121	Private general hospitals activities	207,248	426,106	-	1,345
Q86221	Private medical activities )				
Q86223	Child care clinics )	26,994	3,959	-	-
Q88902	Child-care activities (including for the handicapped)	s	s	s	s
Q88909	Other social work activities without accommodation, n.e.c.	s	s	s	s
VII - Central Visayas		194,909	1,100,577	140	133
Q86121	Private general hospitals activities	175,915	1,082,571	140	133
Q86221	Private medical activities	1,085	6,043	-	-
Q86229	Private medical, dental and other health activities, n.e.c.	s	s	s	s
Q86900	Other human health activities	s	s	s	s
Q87901	Child care services	s	s	s	s
Q87909	Other residential care activities, n.e.c.	s	s	s	s
Q88902	Child-care activities (including for the handicapped)	s	s	s	s
VIII - Eastern Visayas		32,144	111,447	-	185
Q86121	Private general hospitals activities	s	s	s	s
Q87901	Child care services	s	s	s	s
IX - Zamboanga Peninsula		81,726	207,077	-	4,191
Q86121	Private general hospitals activities	s	s	s	s
Q86221	Private medical activities	s	s	s	s
Q88904	Charitable activities	s	s	s	s
X - Northern Mindanao		404,575	532,039	108	1,637
Q86121	Private general hospitals activities	s	s	s	s
Q86221	Private medical activities	s	s	s	

TABLE 8a Number of Establishments and Book Value of Tangible Fixed Assets by Type for Human Health and Social Work Activities Establishments with Total Employment of 20 and Over by Region and Industry Sub-Class: Philippines, 2010 (Concluded)

(Value in thousand pesos. Details may not add-up to total due to rounding and/or statistical disclosure control)

2009 PSIC Code	Industry Description	Book Value of Tangible Fixed Assets			
		ICT Machinery and Equipment	Other Machinery and Equipment	Valuables	Other Tangible Fixed Assets
		(6)	(7)	(8)	(9)
XI - Davao Region		201,099	566,067	-	4,555
Q86121	Private general hospitals activities	151,061	545,840	-	4,555
Q86122	Private sanitaria and other similar activities	s	s	s	s
Q86123	Private mental health and substance abuse hospitals	s	s	s	s
Q86221	Private medical activities )	552	10,816	-	-
Q86229	Private medical, dental and other health activities, n.e.c. )				
Q86900	Other human health activities	s	s	s	s
Q87909	Other residential care activities, n.e.c.	s	s	s	s
Q88904	Charitable activities	s	s	s	s
XII - SOCCSKSARGEN		68,550	196,041	-	3,139
Q86121	Private general hospitals activities	66,903	192,412	-	3,059
Q86221	Private medical activities	s	s	s	s
Q87202	Caring for the mentally and physically handicapped	s	s	s	s
XIII - Caraga		9,035	90,957	7,310	-
Q86121	Private general hospitals activities	s	s	s	s
Q86221	Private medical activities	s	s	s	s
Autonomous Region in Muslim Mindanao		536	3,608	-	-
Q86121	Private general hospitals activities	536	3,608	-	-
s - Data suppressed					
) - Data combined					

TABLE 8a.1 Number of Establishments and Book Value of Intangible Assets by Type for Human Health and Social Work Activities Establishments with Total Employment of 20 and Over by Region and Industry Sub-Class: Philippines, 2010

(Value in thousand pesos. Details may not add-up to total due to rounding and/or statistical disclosure control)

2009 PSIC Code	Industry Description	Number of Establishments	Intangible Assets as of December 31				
			Total	Intangible Non- Produced Assets	Computer Software and Data Bases	Entertainment, Literary and Artistic Originals	Other Intangible Assets
PHILIPPINES		738	262,180	8,441	232,575	226	20,938
Q86121	Private general hospitals activities	511	235,987	8,141	206,682	226	20,938
Q86122	Private sanitaria and other similar activities	s	s	s	s	s	s
Q86123	Private mental health and substance abuse hospitals	s	s	s	s	s	s
Q86221	Private medical activities	140	20,804	-	20,804	-	-
Q86222	Private dental and laboratory services	5	-	-	-	-	-
Q86223	Child care clinics	s	s	s	s	s	s
Q86229	Private medical, dental and other health activities, n.e.c.	28	1,400	-	1,400	-	-
Q86900	Other human health activities	4	1,020	-	1,020	-	-
Q87201	Rehabilitation of people addicted to drugs or alcohol	3	997	-	997	-	-
Q87202	Caring for the mentally and physically handicapped	4	-	-	-	-	-
Q87901	Child care services	8	-	-	-	-	-
Q87903	Caring for the aged and orphans	s	s	s	s	s	s
Q87909	Other residential care activities, n.e.c.	4	-	-	-	-	-
Q88103	Vocational rehabilitation and habilitation activities	s	s	s	s	s	s
Q88901	Welfare and guidance counseling activities for children	s	s	s	s	s	s
Q88902	Child-care activities (including for the handicapped)	4	-	-	-	-	-
Q88904	Charitable activities	12	400	300	100	-	-
Q88909	Other social work activities without accommodation, n.e.c.	3	220	-	220	-	-
National Capital Region		249	207,267	4,399	182,954	-	19,915
Q86121	Private general hospitals activities	88	182,385	4,099	158,372	-	19,915
Q86123	Private mental health and substance abuse hospitals	s	s	s	s	s	s
Q86221	Private medical activities	108	20,804	-	20,804	-	-
Q86222	Private dental and laboratory services	5	-	-	-	-	-
Q86229	Private medical, dental and other health activities, n.e.c.	20	1,400	-	1,400	-	-
Q86900	Other human health activities	s	s	s	s	s	s
Q87201	Rehabilitation of people addicted to drugs or alcohol )	3	997	-	997	-	-
Q87202	Caring for the mentally and physically handicapped )						
Q87901	Child care services	5	-	-	-	-	-
Q87903	Caring for the aged and orphans )	4	40	-	40	-	-
Q87909	Other residential care activities, n.e.c. )						
Q88901	Welfare and guidance counseling activities for children )						
	and adolescents )	3	-	-	-	-	-
Q88902	Child-care activities (including for the handicapped) )						
Q88904	Charitable activities	8	400	300	100	-	-
Q88909	Other social work activities without accommodation, n.e.c.	s	s	s	s	s	s
Cordillera Administrative Region		5	-	-	-	-	-
Q86121	Private general hospitals activities	5	-	-	-	-	-

TABLE 8a.1 Number of Establishments and Book Value of Intangible Assets by Type for Human Health and Social Work Activities Establishments with Total Employment of 20 and Over by Region and Industry Sub-Class: Philippines, 2010 (Continued)

(Value in thousand pesos. Details may not add-up to total due to rounding and/or statistical disclosure control)

2009 PSIC Code	Industry Description	Number of Establishments	Intangible Assets as of December 31				
			Total	Intangible Non- Produced Assets	Computer Software and Data Bases	Entertainment, Literary and Artistic Originals	Other Intangible Assets
			(1)	(2)	(3)	(4)	(5)
	<b>I - Ilocos Region</b>	<b>30</b>	<b>3,148</b>	<b>-</b>	<b>3,148</b>	<b>-</b>	<b>-</b>
Q86121	Private general hospitals activities	30	3,148	-	3,148	-	-
	<b>II - Cagayan Valley</b>	<b>15</b>	<b>1,158</b>	<b>-</b>	<b>1,064</b>	<b>-</b>	<b>94</b>
Q86121	Private general hospitals activities	15	1,158	-	1,064	-	94
	<b>III - Central Luzon</b>	<b>72</b>	<b>17,666</b>	<b>-</b>	<b>17,666</b>	<b>-</b>	<b>-</b>
Q86121	Private general hospitals activities	67	17,666	-	17,666	-	-
Q86221	Private medical activities )	5	-	-	-	-	-
Q86229	Private medical, dental and other health activities, n.e.c. )						
	<b>IVA - CALABARZON</b>	<b>113</b>	<b>8,927</b>	<b>2,554</b>	<b>6,065</b>	<b>-</b>	<b>308</b>
Q86121	Private general hospitals activities	98	8,927	2,554	6,065	-	308
Q86122	Private sanitaria and other similar activities	s	s	s	s	s	s
Q86221	Private medical activities	s	s	s	s	s	s
Q87201	Rehabilitation of people addicted to drugs or alcohol	s	s	s	s	s	s
Q87901	Child care services	s	s	s	s	s	s
Q88904	Charitable activities	s	s	s	s	s	s
Q88909	Other social work activities without accommodation, n.e.c.	s	s	s	s	s	s
	<b>IVB - MIMAROPA</b>	<b>11</b>	<b>-</b>	<b>-</b>	<b>-</b>	<b>-</b>	<b>-</b>
Q86121	Private general hospitals activities	s	s	s	s	s	s
Q87202	Caring for the mentally and physically handicapped	s	s	s	s	s	s
	<b>V - Bicol Region</b>	<b>28</b>	<b>1,371</b>	<b>-</b>	<b>1,250</b>	<b>-</b>	<b>121</b>
Q86121	Private general hospitals activities	23	1,371	-	1,250	-	121
Q87201	Rehabilitation of people addicted to drugs or alcohol	s	s	s	s	s	s
Q88103	Vocational rehabilitation and habilitation activities for disabled adults	s	s	s	s	s	s
Q88902	Child-care activities (including for the handicapped)	s	s	s	s	s	s
Q88904	Charitable activities	s	s	s	s	s	s
	<b>VI - Western Visayas</b>	<b>25</b>	<b>-</b>	<b>-</b>	<b>-</b>	<b>-</b>	<b>-</b>
Q86121	Private general hospitals activities	19	-	-	-	-	-
Q86221	Private medical activities )	4	-	-	-	-	-
Q86223	Child care clinics )						

TABLE 8a.1 Number of Establishments and Book Value of Intangible Assets by Type for Human Health and Social Work Activities Establishments with Total Employment of 20 and Over by Region and Industry Sub-Class: Philippines, 2010 (Continued)

(Value in thousand pesos. Details may not add-up to total due to rounding and/or statistical disclosure control)

2009 PSIC Code	Industry Description	Number of Establishments	Intangible Assets as of December 31				
			Total	Intangible Non- Produced Assets	Computer Software and Data Bases	Entertainment, Literary and Artistic Originals	Other Intangible Assets
			(1)	(2)	(3)	(4)	(5)
Q88902	Child-care activities (including for the handicapped)	s	s	s	s	s	s
Q88909	Other social work activities without accommodation, n.e.c.	s	s	s	s	s	s
VII - Central Visayas		45	4,724	-	4,498	226	-
Q86121	Private general hospitals activities	30	4,724	-	4,498	226	-
Q86221	Private medical activities	7	-	-	-	-	-
Q86229	Private medical, dental and other health activities, n.e.c.	s	s	s	s	s	s
Q86900	Other human health activities	s	s	s	s	s	s
Q87901	Child care services	s	s	s	s	s	s
Q87909	Other residential care activities, n.e.c.	s	s	s	s	s	s
Q88902	Child-care activities (including for the handicapped)	s	s	s	s	s	s
VIII - Eastern Visayas		11	7,372	-	7,372	-	-
Q86121	Private general hospitals activities	s	s	s	s	s	s
Q87901	Child care services	s	s	s	s	s	s
IX - Zamboanga Peninsula		21	300	-	300	-	-
Q86121	Private general hospitals activities	s	s	s	s	s	s
Q86221	Private medical activities	s	s	s	s	s	s
Q88904	Charitable activities	s	s	s	s	s	s
X - Northern Mindanao		36	-	-	-	-	-
Q86121	Private general hospitals activities	s	s	s	s	s	s
Q86221	Private medical activities	s	s	s	s	s	s
XI - Davao Region		34	4,991	19	4,471	-	500
Q86121	Private general hospitals activities	25	3,679	19	3,160	-	500
Q86122	Private sanitaria and other similar activities	s	s	s	s	s	s
Q86123	Private mental health and substance abuse hospitals	s	s	s	s	s	s
Q86221	Private medical activities )	4	-	-	-	-	-
Q86229	Private medical, dental and other health activities, n.e.c. )						
Q86900	Other human health activities	s	s	s	s	s	s
Q87909	Other residential care activities, n.e.c.	s	s	s	s	s	s
Q88904	Charitable activities	s	s	s	s	s	s
XII - SOCCSKSARGEN		33	4,041	1,469	2,572	-	-
Q86121	Private general hospitals activities	29	4,041	1,469	2,572	-	-
Q86221	Private medical activities	s	s	s	s	s	s
Q87202	Caring for the mentally and physically handicapped	s	s	s	s	s	

TABLE 8a.1 Number of Establishments and Book Value of Intangible Assets by Type for Human Health and Social Work Activities Establishments with Total Employment of 20 and Over by Region and Industry Sub-Class: Philippines, 2010 (Concluded)

(Value in thousand pesos. Details may not add-up to total due to rounding and/or statistical disclosure control)

2009 PSIC Code	Industry Description	Number of Establishments	Intangible Assets as of December 31				
			Total	Intangible Non- Produced Assets	Computer Software and Data Bases	Entertainment, Literary and Artistic Originals	Other Intangible Assets
		(1)	(2)	(3)	(4)	(5)	(6)
XIII - Caraga		7	1,141	-	1,141	-	-
Q86121	Private general hospitals activities	s	s	s	s	s	s
Q86221	Private medical activities	s	s	s	s	s	s
Autonomous Region in Muslim Mindanao		3	76	-	76	-	-
Q86121	Private general hospitals activities	3	76	-	76	-	-
s - Data suppressed							
) - Data combined							

TABLE 9a Number of Establishments and Value of Inventories by Type for Human Health and Social Work Activities Establishments with Total Employment of 20 and Over Region and by Industry Sub-Class: Philippines, 2010

(Value in thousand pesos. Details may not add-up to total due to rounding and/or statistical disclosure control)

2009 PSIC Code	Industry Description	Number of Establishments	Inventories as of January 1				
			Total	Materials and Supplies	Fuels, Lubricants, Oils and Greases	Goods for Resale	Other Inventories
		(1)	(2)	(3)	(4)	(5)	(6)
Philippines		738	3,034,346	1,961,416	5,115	1,067,816	-
Q86121	Private general hospitals activities	511	2,786,263	1,749,549	2,291	1,034,423	-
Q86122	Private sanitaria and other similar activities	s	s	s	s	s	s
Q86123	Private mental health and substance abuse hospitals	s	s	s	s	s	s
Q86221	Private medical activities	140	204,760	176,053	2,756	25,950	-
Q86222	Private dental and laboratory services	5	-	-	-	-	-
Q86223	Child care clinics	s	s	s	s	s	s
Q86229	Private medical, dental and other health activities, n.e.c.	28	17,829	17,809	20	-	-
Q86900	Other human health activities	4	9,107	7,895	-	1,211	-
Q87201	Rehabilitation of people addicted to drugs or alcohol	3	-	-	-	-	-
Q87202	Caring for the mentally and physically handicapped	4	6	5	-	-	-
Q87901	Child care services	8	10	4	7	-	-
Q87903	Caring for the aged and orphans	s	s	s	s	s	s
Q87909	Other residential care activities, n.e.c.	4	1,331	1,331	-	-	-
Q88103	Vocational rehabilitation and habilitation activities for disabled adults	s	s	s	s	s	s
Q88901	Welfare and guidance counseling activities for children and adolescents	s	s	s	s	s	s
Q88902	Child-care activities (including for the handicapped)	4	1,662	1,662	-	-	-
Q88904	Charitable activities	12	1,281	1,281	-	-	-
Q88909	Other social work activities without accommodation, n.e.c.	3	576	536	40	-	-

TABLE 9a Number of Establishments and Value of Inventories by Type for Human Health and Social Work Activities: Establishments with Total Employment of 20 and Over by Region and Industry Sub-Class: Philippines, 2010 *(Continued)*

(Value in thousand pesos. Details may not add-up to total due to rounding and/or statistical disclosure control)

2009 PSIC Code	Industry Description	Number of Establishments	Inventories as of January 1				
			Total	Materials and Supplies	Fuels, Lubricants, Oils and Greases	Goods for Resale	Other Inventories
		(1)	(2)	(3)	(4)	(5)	(6)
National Capital Region		249	1,285,965	1,106,026	2,725	177,214	-
Q86121	Private general hospitals activities	88	1,090,717	927,608	-	163,109	-
Q86123	Private mental health and substance abuse hospitals	s	s	s	s	s	s
Q86221	Private medical activities	108	180,131	163,558	2,705	13,867	-
Q86222	Private dental and laboratory services	5	-	-	-	-	-
Q86229	Private medical, dental and other health activities, n.e.c.	20	7,442	7,422	20	-	-
Q86900	Other human health activities	s	s	s	s	s	s
Q87201	Rehabilitation of people addicted to drugs or alcohol )	3	-	-	-	-	-
Q87202	Caring for the mentally and physically handicapped )						
Q87901	Child care services	5	-	-	-	-	-
Q87903	Caring for the aged and orphans )						
Q87909	Other residential care activities, n.e.c. )	4	1,379	1,379	-	-	-
Q88901	Welfare and guidance counseling activities for children and adolescents )						
	)	3	3,097	3,097	-	-	-
Q88902	Child-care activities (including for the handicapped) )						
Q88904	Charitable activities	8	360	360	-	-	-
Q88909	Other social work activities without accommodation, n.e.c.	s	s	s	s	s	s
Cordillera Administrative Region		5	16,022	15,934	-	87	-
Q86121	Private general hospitals activities	5	16,022	15,934	-	87	-
I - Ilocos Region		30	50,655	13,465	22	37,168	-
Q86121	Private general hospitals activities	30	50,655	13,465	22	37,168	-
II - Cagayan Valley		15	33,069	6,256	606	26,208	-
Q86121	Private general hospitals activities	15	33,069	6,256	606	26,208	-
III - Central Luzon		72	241,140	151,963	167	89,010	-
Q86121	Private general hospitals activities	67	237,206	148,029	167	89,010	-
Q86221	Private medical activities )						
	)	5	3,934	3,934	-	-	-
Q86229	Private medical, dental and other health activities, n.e.c. )						
IVA - CALABARZON		113	391,571	164,735	337	226,498	-
Q86121	Private general hospitals activities	98	379,469	161,410	337	217,721	-
Q86122	Private sanitaria and other similar activities	s	s	s	s	s	s
Q86221	Private medical activities	s	s	s	s	s	s
Q87201	Rehabilitation of people addicted to drugs or alcohol	s	s	s	s	s	s
Q87901	Child care services	s	s	s	s	s	s
Q88904	Charitable activities	s	s	s	s	s	s
Q88909	Other social work activities without accommodation, n.e.c.	s	s	s	s	s	s



TABLE 9a Number of Establishments and Value of Inventories by Type for Human Health and Social Work Activities: Establishments with Total Employment of 20 and Over by Region and Industry Sub-Class: Philippines, 2010 *(Continued)*

(Value in thousand pesos. Details may not add-up to total due to rounding and/or statistical disclosure control)

2009 PSIC Code	Industry Description	Number of Establishments	Inventories as of January 1				
			Total	Materials and Supplies	Fuels, Lubricants, Oils and Greases	Goods for Resale	Other Inventories
			(1)	(2)	(3)	(4)	(5)
	<b>IVB - MIMAROPA</b>	<b>11</b>	<b>19,301</b>	<b>7,121</b>	<b>-</b>	<b>12,179</b>	<b>-</b>
Q86121	Private general hospitals activities	s	s	s	s	s	s
Q87202	Caring for the mentally and physically handicapped	s	s	s	s	s	s
	<b>V - Bicol Region</b>	<b>28</b>	<b>52,868</b>	<b>37,207</b>	<b>492</b>	<b>15,170</b>	<b>-</b>
Q86121	Private general hospitals activities	23	51,399	35,738	492	15,170	-
Q87201	Rehabilitation of people addicted to drugs or alcohol	s	s	s	s	s	s
Q88103	Vocational rehabilitation and habilitation activities for disabled adults	s	s	s	s	s	s
Q88902	Child-care activities (including for the handicapped)	s	s	s	s	s	s
Q88904	Charitable activities	s	s	s	s	s	s
	<b>VI - Western Visayas</b>	<b>25</b>	<b>221,362</b>	<b>105,227</b>	<b>76</b>	<b>116,059</b>	<b>-</b>
Q86121	Private general hospitals activities	19	218,364	102,445	35	115,884	-
Q86221	Private medical activities )	4	2,936	2,762	-	174	-
Q86223	Child care clinics )						
Q88902	Child-care activities (including for the handicapped)	s	s	s	s	s	s
Q88909	Other social work activities without accommodation, n.e.c.	s	s	s	s	s	s
	<b>VII - Central Visayas</b>	<b>45</b>	<b>226,026</b>	<b>73,020</b>	<b>-</b>	<b>153,006</b>	<b>-</b>
Q86121	Private general hospitals activities	30	221,859	68,853	-	153,006	-
Q86221	Private medical activities	7	860	860	-	-	-
Q86229	Private medical, dental and other health activities, n.e.c.	s	s	s	s	s	s
Q86900	Other human health activities	s	s	s	s	s	s
Q87901	Child care services	s	s	s	s	s	s
Q87909	Other residential care activities, n.e.c.	s	s	s	s	s	s
Q88902	Child-care activities (including for the handicapped)	s	s	s	s	s	s
	<b>VIII - Eastern Visayas</b>	<b>11</b>	<b>54,628</b>	<b>20,309</b>	<b>7</b>	<b>34,312</b>	<b>-</b>
Q86121	Private general hospitals activities	s	s	s	s	s	s
Q87901	Child care services	s	s	s	s	s	s
	<b>IX - Zamboanga Peninsula</b>	<b>21</b>	<b>59,423</b>	<b>36,861</b>	<b>329</b>	<b>22,234</b>	<b>-</b>
Q86121	Private general hospitals activities	s	s	s	s	s	s
Q86221	Private medical activities	s	s	s	s	s	s
Q88904	Charitable activities	s	s	s	s	s	s

TABLE 9a Number of Establishments and Value of Inventories by Type for Human Health and Social Work Activities: Establishments  
with Total Employment of 20 and Over by Region and Industry Sub-Class: Philippines, 2010 *(Continued)*

(Value in thousand pesos. Details may not add-up to total due to rounding and/or statistical disclosure control)

2009 PSIC Code	Industry Description	Number of Establishments	Inventories as of January 1				
			Total	Materials and Supplies	Fuels, Lubricants, Oils and Greases	Goods for Resale	Other Inventories
		(1)	(2)	(3)	(4)	(5)	(6)
X - Northern Mindanao		36	80,216	49,090	196	30,931	-
Q86121	Private general hospitals activities	s	s	s	s	s	s
Q86221	Private medical activities	s	s	s	s	s	s
XI - Davao Region		34	192,618	129,516	100	63,002	-
Q86121	Private general hospitals activities	25	178,042	116,214	100	61,728	-
Q86122	Private sanitaria and other similar activities	s	s	s	s	s	s
Q86123	Private mental health and substance abuse hospitals	s	s	s	s	s	s
Q86221	Private medical activities )	4	4,757	4,457	-	300	-
Q86229	Private medical, dental and other health activities, n.e.c. )						
Q86900	Other human health activities	s	s	s	s	s	s
Q87909	Other residential care activities, n.e.c.	s	s	s	s	s	s
Q88904	Charitable activities	s	s	s	s	s	s
XII - SOCCSKSARGEN		33	76,380	26,867	31	49,482	-
Q86121	Private general hospitals activities	29	74,683	26,652	26	48,005	-
Q86221	Private medical activities	s	s	s	s	s	s
Q87202	Caring for the mentally and physically handicapped	s	s	s	s	s	s
XIII - Caraga		7	28,216	17,013	27	11,177	-
Q86121	Private general hospitals activities	s	s	s	s	s	s
Q86221	Private medical activities	s	s	s	s	s	s
Autonomous Region in Muslim Mindanao		3	4,886	807	-	4,079	-
Q86121	Private general hospitals activities	3	4,886	807	-	4,079	

TABLE 9a Number of Establishments and Value of Inventories by Type for Human Health and Social Work Activities Establishments with Total Employment of 20 and Over by Region and Industry Sub-Class: Philippines, 2010 (Continued)

(Value in thousand pesos. Details may not add-up to total due to rounding and/or statistical disclosure control)

2009 PSIC Code	Industry Description	Inventories as of December 31				
		Total	Materials and Supplies	Fuels, Lubricants, Oils and Greases	Goods for Resale	Other Inventories
		(7)	(8)	(9)	(10)	(11)
Philippines		3,575,366	2,231,250	7,372	1,336,745	-
Q86121	Private general hospitals activities	3,258,551	1,964,575	2,789	1,291,187	-
Q86122	Private sanitaria and other similar activities	s	s	s	s	s
Q86123	Private mental health and substance abuse hospitals	s	s	s	s	s
Q86221	Private medical activities	245,643	204,915	4,556	36,171	-
Q86222	Private dental and laboratory services	-	-	-	-	-
Q86223	Child care clinics	s	s	s	s	s
Q86229	Private medical, dental and other health activities, n.e.c.	16,535	16,515	20	-	-
Q86900	Other human health activities	9,313	7,985	-	1,327	-
Q87201	Rehabilitation of people addicted to drugs or alcohol	-	-	-	-	-
Q87202	Caring for the mentally and physically handicapped	7	7	-	-	-
Q87901	Child care services	883	2	4	878	-
Q87903	Caring for the aged and orphans	s	s	s	s	s
Q87909	Other residential care activities, n.e.c.	1,602	1,602	-	-	-
Q88103	Vocational rehabilitation and habilitation activities	s	s	s	s	s
Q88901	Welfare and guidance counseling activities for children	s	s	s	s	s
Q88902	Child-care activities (including for the handicapped)	1,560	1,560	-	-	-
Q88904	Charitable activities	27,971	27,971	-	-	-
Q88909	Other social work activities without accommodation, n.e.c.	525	522	3	-	-
National Capital Region		1,462,808	1,241,470	4,647	216,692	-
Q86121	Private general hospitals activities	1,203,108	1,010,698	121	192,289	-
Q86123	Private mental health and substance abuse hospitals	s	s	s	s	s
Q86221	Private medical activities	215,893	188,206	4,506	23,181	-
Q86222	Private dental and laboratory services	-	-	-	-	-
Q86229	Private medical, dental and other health activities, n.e.c.	8,442	8,422	20	-	-
Q86900	Other human health activities	s	s	s	s	s
Q87201	Rehabilitation of people addicted to drugs or alcohol )	-	-	-	-	-
Q87202	Caring for the mentally and physically handicapped )	-	-	-	-	-
Q87901	Child care services	878	-	-	878	-
Q87903	Caring for the aged and orphans )	-	-	-	-	-
Q87909	Other residential care activities, n.e.c. )	1,568	1,568	-	-	-
Q88901	Welfare and guidance counseling activities for children )	-	-	-	-	-
Q88902	Child-care activities (including for the handicapped) )	2,663	2,663	-	-	-
Q88904	Charitable activities	27,472	27,472	-	-	-
Q88909	Other social work activities without accommodation, n.e.c.	s	s	s	s	s
Cordillera Administrative Region		17,080	16,987	-	92	-
Q86121	Private general hospitals activities	17,080	16,987	-	92	-
I - Ilocos Region		53,923	13,621	45	40,257	-
Q86121	Private general hospitals activities	53,923	13,621	45	40,257	-

TABLE 9a Number of Establishments and Value of Inventories by Type for Human Health and Social Work Activities Establishments with Total Employment of 20 and Over by Region and Industry Sub-Class: Philippines, 2010 (Continued)

(Value in thousand pesos. Details may not add-up to total due to rounding and/or statistical disclosure control)

2009 PSIC Code	Industry Description	Inventories as of December 31				
		Total	Materials and Supplies	Fuels, Lubricants, Oils and Greases	Goods for Resale	Other Inventories
		(7)	(8)	(9)	(10)	(11)
	<b>II - Cagayan Valley</b>	<b>40,176</b>	<b>6,633</b>	<b>527</b>	<b>33,016</b>	<b>-</b>
Q86121	Private general hospitals activities	40,176	6,633	527	33,016	
	<b>III - Central Luzon</b>	<b>269,726</b>	<b>126,484</b>	<b>494</b>	<b>142,748</b>	<b>-</b>
Q86121	Private general hospitals activities	266,485	123,243	494	142,748	-
Q86221	Private medical activities )	3,242	3,242	-	-	-
Q86229	Private medical, dental and other health activities, n.e.c. )					
	<b>IVA - CALABARZON</b>	<b>452,266</b>	<b>181,225</b>	<b>332</b>	<b>270,709</b>	<b>-</b>
Q86121	Private general hospitals activities	434,811	174,059	332	260,420	-
Q86122	Private sanitaria and other similar activities	s	s	s	s	s
Q86221	Private medical activities	s	s	s	s	s
Q87201	Rehabilitation of people addicted to drugs or alcohol	s	s	s	s	s
Q87901	Child care services	s	s	s	s	s
Q88904	Charitable activities	s	s	s	s	s
Q88909	Other social work activities without accommodation, n.e.c.	s	s	s	s	s
	<b>IVB - MIMAROPA</b>	<b>63,367</b>	<b>47,059</b>	<b>107</b>	<b>16,200</b>	<b>-</b>
Q86121	Private general hospitals activities	s	s	s	s	s
Q87202	Caring for the mentally and physically handicapped	s	s	s	s	s
	<b>V - Bicol Region</b>	<b>70,564</b>	<b>52,002</b>	<b>555</b>	<b>18,008</b>	<b>-</b>
Q86121	Private general hospitals activities	69,635	51,073	555	18,008	-
Q87201	Rehabilitation of people addicted to drugs or alcohol	s	s	s	s	s
Q88103	for disabled adults	s	s	s	s	s
Q88902	Child-care activities (including for the handicapped)	s	s	s	s	s
Q88904	Charitable activities	s	s	s	s	s
	<b>VI - Western Visayas</b>	<b>262,592</b>	<b>116,720</b>	<b>20</b>	<b>145,852</b>	<b>-</b>
Q86121	Private general hospitals activities	258,689	112,940	17	145,732	-
Q86221	Private medical activities )	3,895	3,775	-	120	-
Q86223	Child care clinics )					
Q88902	Child-care activities (including for the handicapped)	s	s	s	s	s
Q88909	Other social work activities without accommodation, n.e.c.	s	s	s	s	s
	<b>VII - Central Visayas</b>	<b>313,001</b>	<b>151,529</b>	<b>-</b>	<b>161,472</b>	<b>-</b>
Q86121	Private general hospitals activities	309,379	147,907	-	161,472	-
Q86221	Private medical activities	984	984	-	-	-
Q86229	Private medical, dental and other health activities, n.e.c.	s	s	s	s	s
Q86900	Other human health activities	s	s	s	s	s
Q87901	Child care services	s	s	s	s	s
Q87909	Other residential care activities, n.e.c.	s	s	s	s	s
Q88902	Child-care activities (including for the handicapped)	s	s	s	s	s

TABLE 9a Number of Establishments and Value of Inventories by Type for Human Health and Social Work Activities Establishments with Total Employment of 20 and Over by Region and Industry Sub-Class: Philippines, 2010 *(Concluded)*

(Value in thousand pesos. Details may not add-up to total due to rounding and/or statistical disclosure control)

2009 PSIC Code	Industry Description	Inventories as of December 31				
		Total	Materials and Supplies	Fuels, Lubricants, Oils and Greases	Goods for Resale	Other Inventories
		(7)	(8)	(9)	(10)	(11)
VIII - Eastern Visayas		82,959	31,211	4	51,745	-
Q86121	Private general hospitals activities	s	s	s	s	s
Q87901	Child care services	s	s	s	s	s
IX - Zamboanga Peninsula		57,305	31,000	313	25,993	-
Q86121	Private general hospitals activities	s	s	s	s	s
Q86221	Private medical activities	s	s	s	s	s
Q88904	Charitable activities	s	s	s	s	s
X - Northern Mindanao		96,362	54,619	169	41,575	-
Q86121	Private general hospitals activities	s	s	s	s	s
Q86221	Private medical activities	s	s	s	s	s
XI - Davao Region		198,050	114,160	100	83,791	-
Q86121	Private general hospitals activities	183,178	100,721	100	82,357	-
Q86122	Private sanitaria and other similar activities	s	s	s	s	s
Q86123	Private mental health and substance abuse hospitals	s	s	s	s	s
Q86221	Private medical activities )	4,015	3,564	-	451	-
Q86229	Private medical, dental and other health activities, n.e.c. )					
Q86900	Other human health activities	s	s	s	s	s
Q87909	Other residential care activities, n.e.c.	s	s	s	s	s
Q88904	Charitable activities	s	s	s	s	s
XII - SOCCSKSARGEN		93,378	27,712	23	65,643	-
Q86121	Private general hospitals activities	91,936	27,431	21	64,483	-
Q86221	Private medical activities	s	s	s	s	s
Q87202	Caring for the mentally and physically handicapped	s	s	s	s	s
XIII - Caraga		33,033	16,889	37	16,107	-
Q86121	Private general hospitals activities	s	s	s	s	s
Q86221	Private medical activities	s	s	s	s	s
Autonomous Region in Muslim Mindanao		8,776	1,930	-	6,845	-
Q86121	Private general hospitals activities	8,776	1,930	-	6,845	-
s - Data suppressed						
) - Data combined						

s - Data suppressed

) - Data combined

TABLE 10a Number of Reporting Establishments and Nationality with Highest Capital Participation Rate as of December 31 for Human Health and Social Work Activities Establishments with Total Employment of 20 and Over by Region and Industry Sub-Class: Philippines, 2010

(An establishment with equal capital participation rate may be reported several times)

2009 PSIC Code	Industry Description	Number Reporting of Establishments	Nationality with Highest Capital Participation Rate				
			Filipino	American	British	Chinese	German
			(1)	(2)	(3)	(4)	(5)
	Philippines	433	429	1	-	-	-
Q86121	Private general hospitals activities	324	324	-	-	-	-
Q86122	Private sanitaria and other similar activities	s	s	s	s	s	s
Q86123	Private mental health and substance abuse hospitals	3	3	-	-	-	-
Q86221	Private medical activities	44	43	-	-	-	-
Q86222	Private dental and laboratory services	s	s	s	s	s	s
Q86223	Child care clinics	s	s	s	s	s	s
Q86229	Private medical, dental and other health activities, n.e.c.	12	12	-	-	-	-
Q86900	Other human health activities	4	4	-	-	-	-
Q87201	Rehabilitation of people addicted to drugs or alcohol	3	3	-	-	-	-
Q87202	Caring for the mentally and physically handicapped	4	4	-	-	-	-
Q87901	Child care services	8	6	1	-	-	-
Q87903	Caring for the aged and orphans	s	s	s	s	s	s
Q87909	Other residential care activities, n.e.c.	4	3	-	-	-	-
Q88103	Vocational rehabilitation and habilitation activities for disabled adults	s	s	s	s	s	s
Q88901	Welfare and guidance counseling activities for children and adolescents	s	s	s	s	s	s
Q88902	Child-care activities (including for the handicapped)	4	4	-	-	-	-
Q88904	Charitable activities	9	9	-	-	-	-
Q88909	Other social work activities without accommodation, n.e.c.	3	3	-	-	-	-
	National Capital Region	116	113	1	-	-	-
Q86121	Private general hospitals activities	64	64	-	-	-	-
Q86123	Private mental health and substance abuse hospitals	s	2	-	-	-	-
Q86221	Private medical activities	21	20	-	-	-	-
Q86222	Private dental and laboratory services	s	s	s	s	s	s
Q86229	Private medical, dental and other health activities, n.e.c.	4	4	-	-	-	-
Q86900	Other human health activities	s	s	s	s	s	s
Q87201	Rehabilitation of people addicted to drugs or alcohol	s	s	s	s	s	s
Q87202	Caring for the mentally and physically handicapped	s	s	s	s	s	s
Q87901	Child care services	5	4	1	-	-	-
Q87903	Caring for the aged and orphans	s	s	s	s	s	s
Q87909	Other residential care activities, n.e.c.	s	s	s	s	s	s
Q88901	Welfare and guidance counseling activities for children and adolescents	s	s	s	s	s	s
Q88902	Child-care activities (including for the handicapped)	s	s	s	s	s	s
Q88904	Charitable activities	5	5	-	-	-	-
Q88909	Other social work activities without accommodation, n.e.c.	s	s	s	s	s	s
	Cordillera Administrative Region	5	5	-	-	-	-
Q86121	Private general hospitals activities	5	5	-	-	-	-

TABLE 10a Number of Reporting Establishments and Nationality with Highest Capital Participation Rate as of December 31 for Human Health and Social Work Activities Establishments with Total Employment of 20 and Over by Region and Industry Sub-Class: Philippines, 2010 *(Continued)*

(An establishment with equal capital participation rate may be reported several times)

2009 PSIC Code	Industry Description	Number Reporting of Establishments	Nationality with Highest Capital Participation Rate				
			Filipino	American	British	Chinese	German
		(1)	(2)	(3)	(4)	(5)	(6)
I - Ilocos Region		15	15	-	-	-	-
Q86121	Private general hospitals activities	15	15	-	-	-	-
II - Cagayan Valley		11	11	-	-	-	-
Q86121	Private general hospitals activities	11	11	-	-	-	-
III - Central Luzon		39	39	-	-	-	-
Q86121	Private general hospitals activities						
Q86221	Private medical activities	s	s	s	s	s	s
Q86229	Private medical, dental and other health activities, n.e.c.	s	s	s	s	s	s
IVA - CALABARZON		63	63	-	-	-	-
Q86121	Private general hospitals activities	54	54	-	-	-	-
Q86122	Private sanitaria and other similar activities	s	s	s	s	s	s
Q86221	Private medical activities	s	s	s	s	s	s
Q87201	Rehabilitation of people addicted to drugs or alcohol	s	s	s	s	s	s
Q87901	Child care services	s	s	s	s	s	s
Q88904	Charitable activities	s	s	s	s	s	s
Q88909	Other social work activities without accommodation, n.e.c.	s	s	s	s	s	s
IVB - MIMAROPA		8	8	-	-	-	-
Q86121	Private general hospitals activities	s	s	s	s	s	s
Q87202	Caring for the mentally and physically handicapped	s	s	s	s	s	s
V - Bicol Region		18	18	-	-	-	-
Q86121	Private general hospitals activities	13	13	-	-	-	-
Q87201	Rehabilitation of people addicted to drugs or alcohol	s	s	s	s	s	s
Q88103	Vocational rehabilitation and habilitation activities for disabled adults	s	s	s	s	s	s
Q88902	Child-care activities (including for the handicapped)	s	s	s	s	s	s
Q88904	Charitable activities	s	s	s	s	s	s
VI - Western Visayas		23	23	-	-	-	-
Q86121	Private general hospitals activities	17	17	-	-	-	-
Q86221	Private medical activities	s	s	s	s	s	s
Q86223	Child care clinics	s	s	s	s	s	s

TABLE 10a Number of Reporting Establishments and Nationality with Highest Capital Participation Rate as of December 31 for Human Health and Social Work Activities Establishments with Total Employment of 20 and Over by Region and Industry Sub-Class: Philippines, 2010 *(Continued)*

(An establishment with equal capital participation rate may be reported several times)

2009 PSIC Code	Industry Description	Number of Establishments	Nationality with Highest Capital Participation Rate				
			Filipino	American	British	Chinese	German
		(1)	(2)	(3)	(4)	(5)	(6)
Q88902	Child-care activities (including for the handicapped)	s	s	s	s	s	s
Q88909	Other social work activities without accommodation, n.e.c.	s	s	s	s	s	s
VII - Central Visayas		34	34	-	-	-	-
Q86121	Private general hospitals activities	22	22	-	-	-	-
Q86221	Private medical activities	4	4	-	-	-	-
Q86229	Private medical, dental and other health activities, n.e.c.	s	s	s	s	s	s
Q86900	Other human health activities	s	s	s	s	s	s
Q87901	Child care services	s	s	s	s	s	s
Q87909	Other residential care activities, n.e.c.	s	s	s	s	s	s
Q88902	Child-care activities (including for the handicapped)	s	s	s	s	s	s
VIII - Eastern Visayas		11	10	-	-	-	-
Q86121	Private general hospitals activities	s	s	s	s	s	s
Q87901	Child care services	s	s	s	s	s	s
IX - Zamboanga Peninsula		13	13	-	-	-	-
Q86121	Private general hospitals activities	s	s	s	s	s	s
Q86221	Private medical activities	s	s	s	s	s	s
Q88904	Charitable activities	s	s	s	s	s	s
X - Northern Mindanao		22	22	-	-	-	-
Q86121	Private general hospitals activities	s	s	s	s	s	s
Q86221	Private medical activities	s	s	s	s	s	s
XI - Davao Region		25	25	-	-	-	-
Q86121	Private general hospitals activities	16	16	-	-	-	-
Q86122	Private sanitaria and other similar activities	s	s	s	s	s	s
Q86123	Private mental health and substance abuse hospitals	s	s	s	s	s	s
Q86221	Private medical activities	s	s	s	s	s	s
Q86229	Private medical, dental and other health activities, n.e.c.	s	s	s	s	s	s
Q86900	Other human health activities	s	s	s	s	s	s
Q87909	Other residential care activities, n.e.c.	s	s	s	s	s	s
Q88904	Charitable activities	s	s	s	s	s	s



TABLE 10a Number of Reporting Establishments and Nationality with Highest Capital Participation Rate as of December 31 for Human Health and Social Work Activities Establishments with Total Employment of 20 and Over by Region and Industry Sub-Class: Philippines, 2010 (Continued)

(An establishment with equal capital participation rate may be reported several times)

2009 PSIC Code	Industry Description	Number of Establishments	Nationality with Highest Capital Participation Rate				
			Filipino	American	British	Chinese	German
		(1)	(2)	(3)	(4)	(5)	(6)
XII - SOCCSKSARGEN		20	20	-	-	-	-
Q86121	Private general hospitals activities	16	16	-	-	-	-
Q86221	Private medical activities	s	s	s	s	s	s
Q87202	Caring for the mentally and physically handicapped	s	s	s	s	s	s
XIII - Caraga		7	7	-	-	-	-
Q86121	Private general hospitals activities	s	s	s	s	s	s
Q86221	Private medical activities	s	s	s	s	s	s
Autonomous Region in Muslim Mindanao		3	3	-	-	-	-
Q86121	Private general hospitals activities	3	3	-	-	-	-

2009 PSIC Code	Industry Description	Nationality with Highest Capital Participation Rate				
		Japanese	Korean	Singaporean	Taiwanese	Others
		(7)	(8)	(9)	(10)	(11)
Philippines		-	-	-	-	3
Q86121	Private general hospitals activities	-	-	-	-	-
Q86122	Private sanitaria and other similar activities	s	s	s	s	s
Q86123	Private mental health and substance abuse hospitals	-	-	-	-	-
Q86221	Private medical activities	-	-	-	-	1
Q86222	Private dental and laboratory services	s	s	s	s	s
Q86223	Child care clinics	s	s	s	s	s
Q86229	Private medical, dental and other health activities, n.e.c.	-	-	-	-	-
Q86900	Other human health activities	-	-	-	-	-
Q87201	Rehabilitation of people addicted to drugs or alcohol	-	-	-	-	-
Q87202	Caring for the mentally and physically handicapped	-	-	-	-	-
Q87901	Child care services	-	-	-	-	1
Q87903	Caring for the aged and orphans	s	s	s	s	s
Q87909	Other residential care activities, n.e.c.	-	-	-	-	1
Q88103	Vocational rehabilitation and habilitation activities	s	s	s	s	s
Q88901	Welfare and guidance counseling activities for children	s	s	s	s	s
Q88902	Child-care activities (including for the handicapped)	-	-	-	-	-
Q88904	Charitable activities	-	-	-	-	-
Q88909	Other social work activities without accommodation, n.e.c.	-	-	-	-	-

TABLE 10a Number of Reporting Establishments and Nationality with Highest Capital Participation Rate as of December 31 for Human Health and Social Work Activities Establishments with Total Employment of 20 and Over by Region and Industry Sub-Class: Philippines, 2010 (Continued)

(An establishment with equal capital participation rate may be reported several times)

2009 PSIC Code	Industry Description	Nationality with Highest Capital Participation Rate				
		Japanese	Korean	Singaporean	Taiwanese	Others
		(7)	(8)	(9)	(10)	(11)
National Capital Region		-	-	-	-	2
Q86121	Private general hospitals activities	-	-	-	-	-
Q86123	Private mental health and substance abuse hospitals	S	S	S	S	S
Q86221	Private medical activities	-	-	-	-	1
Q86222	Private dental and laboratory services	S	S	S	S	S
Q86229	Private medical, dental and other health activities, n.e.c.	-	-	-	-	-
Q86900	Other human health activities	S	S	S	S	S
Q87201	Rehabilitation of people addicted to drugs or alcohol	)	S	S	S	S
Q87202	Caring for the mentally and physically handicapped	)	S	S	S	S
Q87901	Child care services	-	-	-	-	-
Q87903	Caring for the aged and orphans	)	S	S	S	S
Q87909	Other residential care activities, n.e.c.	)	S	S	S	S
Q88901	Welfare and guidance counseling activities for children and adolescents	)	S	S	S	S
Q88902	Child-care activities (including for the handicapped)	)	S	S	S	S
Q88904	Charitable activities	-	-	-	-	-
Q88909	Other social work activities without accommodation, n.e.c.	-	S	S	S	S
Cordillera Administrative Region		-	-	-	-	-
Q86121	Private general hospitals activities	-	-	-	-	-
I - Ilocos Region		-	-	-	-	-
Q86121	Private general hospitals activities	-	-	-	-	-
II - Cagayan Valley		-	-	-	-	-
Q86121	Private general hospitals activities	-	-	-	-	-
III - Central Luzon		-	-	-	-	-
Q86121	Private general hospitals activities	-	-	-	-	-
Q86221	Private medical activities	S	S	S	S	S
Q86229	Private medical, dental and other health activities, n.e.c.	S	S	S	S	S
IVA - CALABARZON		-	-	-	-	-
Q86121	Private general hospitals activities	-	-	-	-	-
Q86122	Private sanitaria and other similar activities	S	S	S	S	S
Q86221	Private medical activities	S	S	S	S	S
Q87201	Rehabilitation of people addicted to drugs or alcohol	S	S	S	S	S
Q87901	Child care services	S	S	S	S	S
Q88904	Charitable activities	S	S	S	S	S
Q88909	Other social work activities without accommodation, n.e.c.	S	S	S	S	S

TABLE 10a Number of Reporting Establishments and Nationality with Highest Capital Participation Rate as of December 31 for Human Health and Social Work Activities Establishments with Total Employment of 20 and Over by Region and Industry Sub-Class: Philippines, 2010 (Continued)

(An establishment with equal capital participation rate may be reported several times)

2009 PSIC Code	Industry Description	Nationality with Highest Capital Participation Rate				
		Japanese	Korean	Singaporean	Taiwanese	Others
		(7)	(8)	(9)	(10)	(11)
IVB - MIMAROPA		-	-	-	-	-
Q86121	Private general hospitals activities	S	S	S	S	S
Q87202	Caring for the mentally and physically handicapped	S	S	S	S	S
V - Bicol Region		-	-	-	-	-
Q86121	Private general hospitals activities	-	-	-	-	-
Q87201	Rehabilitation of people addicted to drugs or alcohol	S	S	S	S	S
Q88103	Vocational rehabilitation and habilitation activities for disabled adults	S	S	S	S	S
Q88902	Child-care activities (including for the handicapped)	S	S	S	S	S
Q88904	Charitable activities	S	S	S	S	S
VI - Western Visayas		-	-	-	-	-
Q86121	Private general hospitals activities	-	-	-	-	-
Q86221	Private medical activities	S	S	S	S	S
Q86223	Child care clinics	S	S	S	S	S
Q88902	Child-care activities (including for the handicapped)	S	S	S	S	S
Q88909	Other social work activities without accommodation, n.e.c.	S	S	S	S	S
VII - Central Visayas		-	-	-	-	-
Q86121	Private general hospitals activities	-	-	-	-	-
Q86221	Private medical activities	-	-	-	-	-
Q86229	Private medical, dental and other health activities, n.e.c.	S	S	S	S	S
Q86900	Other human health activities	S	S	S	S	S
Q87901	Child care services	S	S	S	S	S
Q87909	Other residential care activities, n.e.c.	S	S	S	S	S
Q88902	Child-care activities (including for the handicapped)	S	S	S	S	S
VIII - Eastern Visayas		-	-	-	-	1
Q86121	Private general hospitals activities	S	S	S	S	S
Q87901	Child care services	S	S	S	S	S
IX - Zamboanga Peninsula		-	-	-	-	-
Q86121	Private general hospitals activities	S	S	S	S	S
Q86221	Private medical activities	S	S	S	S	S
Q88904	Charitable activities	S	S	S	S	S

TABLE 10a Number of Reporting Establishments and Nationality with Highest Capital Participation Rate as of December 31 for Human Health and Social Work Activities Establishments with Total Employment of 20 and Over by Region and Industry Sub-Class: Philippines, 2010 (Concluded)

(An establishment with equal capital participation rate may be reported several times)

2009 PSIC Code	Industry Description	Nationality with Highest Capital Participation Rate				
		Japanese	Korean	Singaporean	Taiwanese	Others
		(7)	(8)	(9)	(10)	(11)
X - Northern Mindanao		-	-	-	-	-
Q86121	Private general hospitals activities	S	S	S	S	S
Q86221	Private medical activities	S	S	S	S	S
XI - Davao Region		-	-	-	-	-
Q86121	Private general hospitals activities	-	-	-	-	-
Q86122	Private sanitaria and other similar activities	S	S	S	S	S
Q86123	Private mental health and substance abuse hospitals	S	S	S	S	S
Q86221	Private medical activities )					
Q86229	Private medical, dental and other health activities, n.e.c. )	-	-	-	-	-
Q86900	Other human health activities	S	S	S	S	S
Q87909	Other residential care activities, n.e.c.	S	S	S	S	S
Q88904	Charitable activities	S	S	S	S	S
XII - SOCCSKSARGEN		-	-	-	-	-
Q86121	Private general hospitals activities	-	-	-	-	-
Q86221	Private medical activities	S	S	S	S	S
Q87202	Caring for the mentally and physically handicapped	S	S	S	S	S
XIII - Caraga		-	-	-	-	-
Q86121	Private general hospitals activities	S	S	S	S	S
Q86221	Private medical activities	S	S	S	S	S
Autonomous Region in Muslim Mindanao		-	-	-	-	-
Q86121	Private general hospitals activities	-	-	-	-	-

s - Data suppressed

) - Data combined

# **Statistical Tables**

**for Establishments with Total Employment  
of Less Than 20**

**National Tables**

TABLE 1b Summary Statistics for Human Health and Social Work Activities Establishments with Total Employment of Less Than 20  
by Industry Sub-Class: Philippines, 2010

(Value in thousand pesos. Details may not add-up to total due to rounding and/or statistical disclosure control)

2009 PSIC Code	Industry Description	Number of Establishments	Employment as of November 15		Total Compensation	Total Revenue
			Total	Paid Employees		
		(1)	(2)	(3)	(4)	(5)
<b>Philippines</b>		<b>3,713</b>	<b>24,612</b>	<b>22,550</b>	<b>2,565,440</b>	<b>12,031,526</b>
Q86121	Private general hospitals activities	281	4,405	4,227	391,068	1,193,252
Q86122	Private sanitaria and other similar activities	s	s	s	s	s
Q86221	Private medical activities	2,123	13,003	12,082	1,470,082	7,785,888
Q86222	Private dental and laboratory services	486	1,764	1,408	142,644	561,607
Q86223	Child care clinics	s	s	s	s	s
Q86229	Private medical, dental and other health activities, n.e.c.	522	3,663	3,458	391,316	1,572,257
Q86900	Other human health activities	54	224	131	12,697	20,132
Q87201	Rehabilitation of people addicted to drugs or alcohol	14	171	144	18,437	115,312
Q87202	Caring for the mentally and physically handicapped	7	59	59	6,497	15,963
Q87901	Child care services	15	124	84	10,184	36,629
Q87903	Caring for the aged and orphans	s	s	s	s	s
Q87909	Other residential care activities, n.e.c.	9	66	60	7,749	35,263
Q88901	Welfare and guidance counseling activities for children and adolescents	s	s	s	s	s
Q88902	Child-care activities (including for the handicapped)	6	74	69	7,730	29,026
Q88904	Charitable activities	41	348	264	28,962	111,288
Q88909	Other social work activities without accommodation, n.e.c.	25	179	149	37,023	308,091

2009 PSIC Code	Industry Description	Total Cost	Value Added	Gross Additions to Tangible Fixed Assets	Change in Inventories	Subsidies
		(6)	(7)	(8)	(9)	(10)
<b>Philippines</b>		<b>7,934,253</b>	<b>5,186,277</b>	<b>4,878,805</b>	<b>95,357</b>	<b>-</b>
Q86121	Private general hospitals activities	718,015	574,246	35,459	18,726	-
Q86122	Private sanitaria and other similar activities	s	s	s	s	s
Q86221	Private medical activities	5,236,332	3,222,793	4,673,158	76,236	-
Q86222	Private dental and laboratory services	331,478	272,703	931	5,763	-
Q86223	Child care clinics	s	s	s	s	s
Q86229	Private medical, dental and other health activities, n.e.c.	1,009,723	744,417	138,351	(4,806)	-
Q86900	Other human health activities	5,374	14,936	605	(51)	-
Q87201	Rehabilitation of people addicted to drugs or alcohol	80,178	41,497	1,673	-	-
Q87202	Caring for the mentally and physically handicapped	9,625	7,844	73	178	-
Q87901	Child care services	33,277	7,358	183	(65)	-
Q87903	Caring for the aged and orphans	s	s	s	s	s
Q87909	Other residential care activities, n.e.c.	18,157	23,360	204	2,357	-
Q88901	Welfare and guidance counseling activities for children and adolescents	s	s	s	s	s
Q88902	Child-care activities (including for the handicapped)	21,091	9,345	383	(202)	-
Q88904	Charitable activities	71,839	47,805	1,288	664	-
Q88909	Other social work activities without accommodation, n.e.c.	202,224	157,473	12,356	(4,142)	-

s - Data suppressed

TABLE 2b Number of Establishments and Employment by Type and Sex for Human Health and Social Work Activities Establishments  
with Total Employment of Less Than 20 by Industry Sub-Class: Philippines, 2010

(Details may not add-up to total due to rounding and/or statistical disclosure control)

2009 PSIC Code	Industry Description	Number of Establishments	Employment as of November 15					
			Total		Paid		Unpaid	
			Male	Female	Male	Female	Male	Female
		(1)	(2)	(3)	(4)	(5)	(6)	(7)
<b>Philippines</b>		<b>3,713</b>	<b>8,027</b>	<b>16,585</b>	<b>7,218</b>	<b>15,332</b>	<b>809</b>	<b>1,253</b>
Q86121	Private general hospitals activities	281	1,467	2,938	1,394	2,833	73	105
Q86122	Private sanitaria and other similar activities	s	s	s	s	s	s	s
Q86221	Private medical activities	2,123	4,112	8,891	3,733	8,349	380	541
Q86222	Private dental and laboratory services	486	632	1,132	502	906	130	225
Q86223	Child care clinics	s	s	s	s	s	s	s
Q86229	Private medical, dental and other health activities, n.e.c.	522	1,209	2,455	1,134	2,324	74	131
Q86900	Other human health activities	54	112	112	60	72	53	40
Q87201	Rehabilitation of people addicted to drugs or alcohol	14	109	62	88	56	21	6
Q87202	Caring for the mentally and physically handicapped	7	30	30	30	30	-	-
Q87901	Child care services	15	46	78	39	45	7	33
Q87903	Caring for the aged and orphans	s	s	s	s	s	s	s
Q87909	Other residential care activities, n.e.c.	9	20	46	17	44	3	2
Q88901	Welfare and guidance counseling activities for children and adolescents	s	s	s	s	s	s	s
Q88902	Child-care activities (including for the handicapped)	6	21	53	21	48	-	5
Q88904	Charitable activities	41	141	207	93	171	48	36
Q88909	Other social work activities without accommodation, n.e.c.	25	85	94	74	76	11	18

TABLE 3b Number of Establishments and Compensation of Paid Employees for Human Health and Social Work Activities Establishments  
with Total Employment of Less Than 20 by Industry Sub-Class: Philippines, 2010

(Value in thousand pesos. Details may not add-up to total due to rounding and/or statistical disclosure control)

2009 PSIC Code	Industry Description	Number of Establishments	Compensation			
			Total	Gross Salaries and Wages	Separation, Retirement/ Terminal Pay, Gratuities, etc.	Social Contributions Paid by Employers
		(1)	(2)	(3)	(4)	(5)
	<b>Philippines</b>	<b>3,713</b>	<b>2,565,440</b>	<b>2,371,581</b>	<b>19,810</b>	<b>174,049</b>
Q86121	Private general hospitals activities	281	391,068	367,320	424	23,323
Q86122	Private sanitaria and other similar activities	s	s	s	s	s
Q86221	Private medical activities	2,123	1,470,082	1,364,955	5,668	99,459
Q86222	Private dental and laboratory services	486	142,644	130,565	1,170	10,909
Q86223	Child care clinics	s	s	s	s	s
Q86229	Private medical, dental and other health activities, n.e.c.	522	391,316	354,092	6,640	30,584
Q86900	Other human health activities	54	12,697	12,405	-	292
Q87201	Rehabilitation of people addicted to drugs or alcohol	14	18,437	14,395	1,993	2,049
Q87202	Caring for the mentally and physically handicapped	7	6,497	6,140	-	358
Q87901	Child care services	15	10,184	9,435	28	721
Q87903	Caring for the aged and orphans	s	s	s	s	s
Q87909	Other residential care activities, n.e.c.	9	7,749	7,177	153	419
Q88901	Welfare and guidance counseling activities for children and adolescents	s	s	s	s	s
Q88902	Child-care activities (including for the handicapped)	6	7,730	6,753	499	477
Q88904	Charitable activities	41	28,962	26,485	469	2,008
Q88909	Other social work activities without accommodation, n.e.c.	25	37,023	33,204	2,646	1,173

s - Data suppressed

TABLE 4b Number of Establishments and Revenue by Type for Human Health and Social Work Activities Establishments  
with Total Employment of Less Than 20 by Industry Sub-Class: Philippines, 2010

(Value in thousand pesos. Details may not add-up to total due to rounding and/or statistical disclosure control)

2009 PSIC Code	Industry Description	Number of Establishments	Revenue				
			Total	Revenue from Main Activity	Interest Income	Value of Non-Industrial Services Done for Others	Dividend Income
		(1)	(2)	(3)	(4)	(5)	(6)
	Philippines	3,713	12,031,526	10,877,336	-	102,979	65
Q86121	Private general hospitals activities	281	1,193,252	1,071,827	-	26,622	-
Q86122	Private sanitaria and other similar activities	s	s	s	s	s	s
Q86221	Private medical activities	2,123	7,785,888	6,841,593	-	44,943	26
Q86222	Private dental and laboratory services	486	561,607	544,872	-	5,906	-
Q86223	Child care clinics	s	s	s	s	s	s
Q86229	Private medical, dental and other health activities, n.e.c.	522	1,572,257	1,540,534	-	14,565	1
Q86900	Other human health activities	54	20,132	20,132	-	-	-
Q87201	Rehabilitation of people addicted to drugs or alcohol	14	115,312	109,287	-	5,417	-
Q87202	Caring for the mentally and physically handicapped	7	15,963	15,507	-	209	-
Q87901	Child care services	15	36,629	35,208	-	-	-
Q87903	Caring for the aged and orphans	s	s	s	s	s	s
Q87909	Other residential care activities, n.e.c.	9	35,263	35,187	-	38	38
Q88901	Welfare and guidance counseling activities for children and adolescents	s	s	s	s	s	s
Q88902	Child-care activities (including for the handicapped)	6	29,026	28,988	-	-	-
Q88904	Charitable activities	41	111,288	108,804	-	990	-
Q88909	Other social work activities without accommodation, n.e.c.	25	308,091	279,583	-	3,691	-

2009 PSIC Code	Industry Description	Revenue						
		Commissions and Fees Earned	Service Charges	Value of Goods for Resale	Royalty Income	Franchise Income	Foreign Exchange Gains	Other Income
		(7)	(8)	(9)	(10)	(11)	(12)	(13)
	<b>Philippines</b>	<b>10,568</b>	<b>454</b>	<b>984,814</b>	<b>-</b>	<b>-</b>	<b>844</b>	<b>54,466</b>
Q86121	Private general hospitals activities	-	-	88,784	-	-	823	5,197
Q86122	Private sanitaria and other similar activities	s	s	s	s	s	s	s
Q86221	Private medical activities	10,568	-	862,781	-	-	-	25,978
Q86222	Private dental and laboratory services	-	-	3,237	-	-	-	7,592
Q86223	Child care clinics	s	s	s	s	s	s	s
Q86229	Private medical, dental and other health activities, n.e.c.	-	-	13,144	-	-	-	4,011
Q86900	Other human health activities	-	-	-	-	-	-	-
Q87201	Rehabilitation of people addicted to drugs or alcohol	-	-	-	-	-	-	608
Q87202	Caring for the mentally and physically handicapped	-	-	-	-	-	-	247
Q87901	Child care services	-	-	-	-	-	-	1,421
Q87903	Caring for the aged and orphans	s	s	s	s	s	s	s
Q87909	Other residential care activities, n.e.c.	-	-	-	-	-	-	-
Q88901	Welfare and guidance counseling activities for children and adolescents	s	s	s	s	s	s	s
Q88902	Child-care activities (including for the handicapped)	-	-	-	-	-	-	38
Q88904	Charitable activities	-	-	-	-	-	21	1,473
Q88909	Other social work activities without accommodation, n.e.c.	-	454	16,468	-	-	-	7,894

s - Data suppressed



TABLE 4b.1 Number of Establishments and Revenue from Main Activity by Type of Transaction for Human Health and Social Work Activities Establishments with Total Employment of Less Than 20 by Industry Sub-Class: Philippines, 2010

(Value in thousand pesos. Details may not add-up to total due to rounding and/or statistical disclosure control)

2009 PSIC Code	Industry Description	Number of Establishments	Revenue from Main Activity		
			Total	Transactions Within the Country	Transactions Outside the Country
		(1)	(2)	(3)	(4)
	<b>Philippines</b>	<b>3,713</b>	<b>10,877,336</b>	<b>10,877,336</b>	<b>-</b>
Q86121	Private general hospitals activities	281	1,071,827	1,071,827	-
Q86122	Private sanitaria and other similar activities	s	s	s	s
Q86221	Private medical activities	2,123	6,841,593	6,841,593	-
Q86222	Private dental and laboratory services	486	544,872	544,872	-
Q86223	Child care clinics	s	s	s	s
Q86229	Private medical, dental and other health activities, n.e.c.	522	1,540,534	1,540,534	-
Q86900	Other human health activities	54	20,132	20,132	-
Q87201	Rehabilitation of people addicted to drugs or alcohol	14	109,287	109,287	-
Q87202	Caring for the mentally and physically handicapped	7	15,507	15,507	-
Q87901	Child care services	15	35,208	35,208	-
Q87903	Caring for the aged and orphans	s	s	s	s
Q87909	Other residential care activities, n.e.c.	9	35,187	35,187	-
Q88901	Welfare and guidance counseling activities for children and adolescents	s	s	s	s
Q88902	Child-care activities (including for the handicapped)	6	28,988	28,988	-
Q88904	Charitable activities	41	108,804	108,804	-
Q88909	Other social work activities without accommodation, n.e.c.	25	279,583	279,583	-

TABLE 4b.2 Number of Establishments and Value of Non-Industrial Services Done for Others by Human Health and Social Work Activities Establishments with Total Employment of Less Than 20 by Industry Sub-Class: Philippines, 2010

(Value in thousand pesos. Details may not add-up to total due to rounding and/or statistical disclosure control)

2009 PSIC Code	Industry Description	Number of Establishments	Non-Industrial Services Done for Others				
			Total	Rent Income from Land	Rental Income from Building and Structures	Other Rental Income	Other Non- Industrial Services Done for Others
		(1)	(2)	(3)	(4)	(5)	(6)
	Philippines	3,713	102,979	-	44,698	-	58,282
Q86121	Private general hospitals activities	281	26,622	-	2,284	-	24,338
Q86122	Private sanitaria and other similar activities	s	s	s	s	s	s
Q86221	Private medical activities	2,123	44,943	-	32,200	-	12,744
Q86222	Private dental and laboratory services	486	5,906	-	4,043	-	1,862
Q86223	Child care clinics	s	s	s	s	s	s
Q86229	Private medical, dental and other health activities, n.e.c.	522	14,565	-	1,584	-	12,981
Q86900	Other human health activities	54	-	-	-	-	-
Q87201	Rehabilitation of people addicted to drugs or alcohol	14	5,417	-	-	-	5,417
Q87202	Caring for the mentally and physically handicapped	7	209	-	198	-	11
Q87901	Child care services	15	-	-	-	-	-
Q87903	Caring for the aged and orphans	s	s	s	s	s	s
Q87909	Other residential care activities, n.e.c.	9	38	-	-	-	38
Q88901	Welfare and guidance counseling activities for children and adolescents	s	s	s	s	s	s
Q88902	Child-care activities (including for the handicapped)	6	-	-	-	-	-
Q88904	Charitable activities	41	990	-	990	-	-
Q88909	Other social work activities without accommodation, n.e.c.	25	3,691	-	3,399	-	292

s - Data suppressed

TABLE 5b Number of Establishments and Cost by Type for Human Health and Social Work Activities Establishments  
with Total Employment of Less Than 20 by Industry Sub-Class: Philippines, 2010

(Value in thousand pesos. Details may not add-up to total due to rounding and/or statistical disclosure control)

2009 PSIC Code	Industry Description	Number of Establishments	Cost			
			Total	Materials and Supplies Purchased	Fuels, Lubricants, Oils and Greases Purchased	Electricity and Water Purchased
		(1)	(2)	(3)	(4)	(5)
Philippines		3,713	7,934,253	2,736,141	149,629	558,530
Q86121	Private general hospitals activities	281	718,015	320,765	25,990	121,497
Q86122	Private sanitaria and other similar activities	s	s	s	s	s
Q86221	Private medical activities	2,123	5,236,332	1,785,167	91,124	307,912
Q86222	Private dental and laboratory services	486	331,478	128,113	8,544	23,569
Q86223	Child care clinics	s	s	s	s	s
Q86229	Private medical, dental and other health activities, n.e.c.	522	1,009,723	349,907	15,439	70,620
Q86900	Other human health activities	54	5,374	1,428	67	526
Q87201	Rehabilitation of people addicted to drugs or alcohol	14	80,178	18,822	924	3,167
Q87202	Caring for the mentally and physically handicapped	7	9,625	4,732	121	544
Q87901	Child care services	15	33,277	7,582	901	3,522
Q87903	Caring for the aged and orphans	s	s	s	s	s
Q87909	Other residential care activities, n.e.c.	9	18,157	3,558	467	1,348
Q88901	Welfare and guidance counseling activities for children and adolescents	s	s	s	s	s
Q88902	Child-care activities (including for the handicapped)	6	21,091	9,890	515	1,403
Q88904	Charitable activities	41	71,839	14,499	394	10,029
Q88909	Other social work activities without accommodation, n.e.c.	25	202,224	39,403	2,597	5,320

2009 PSIC Code	Industry Description	Cost					
		Industrial Services Done by Others	Non-Industrial Services Done by Others	Interest Expense	Goods Purchased for Resale	Taxes on Product and Production	Research and Experimental Development
		(6)	(7)	(8)	(9)	(10)	(11)
	Philippines	504,865	1,966,799	70,128	884,368	264,524	83,883
Q86121	Private general hospitals activities	28,615	61,780	346	66,705	11,511	209
Q86122	Private sanitaria and other similar activities	s	s	s	s	s	s
Q86221	Private medical activities	431,864	1,198,420	44,685	792,427	193,158	1,993
Q86222	Private dental and laboratory services	18,015	110,059	-	2,889	9,807	37
Q86223	Child care clinics	s	s	s	s	s	s
Q86229	Private medical, dental and other health activities, n.e.c.	10,556	359,141	10,918	11,651	37,393	209
Q86900	Other human health activities	-	3,124	-	-	13	-
Q87201	Rehabilitation of people addicted to drugs or alcohol	5,264	44,292	40	-	1,965	-
Q87202	Caring for the mentally and physically handicapped	126	2,584	-	-	244	-
Q87901	Child care services	1,204	15,724	-	-	153	-
Q87903	Caring for the aged and orphans	s	s	s	s	s	s
Q87909	Other residential care activities, n.e.c.	386	7,371	56	-	39	-
Q88901	Welfare and guidance counseling activities for children and adolescents	s	s	s	s	s	s
Q88902	Child-care activities (including for the handicapped)	30	7,641	-	-	123	-
Q88904	Charitable activities	578	38,611	-	-	1,871	-
Q88909	Other social work activities without accommodation, n.e.c.	3,293	86,166	13,658	9,260	5,586	-

TABLE 5b Number of Establishments and Cost by Type for Human Health and Social Work Activities Establishments with Total Employment of Less Than 20 by Industry Sub-Class: Philippines, 2010 (Concluded)

(Value in thousand pesos. Details may not add-up to total due to rounding and/or statistical disclosure control)

2009 PSIC Code	Industry Description	Cost						
		Environmental Protection Expense	Royalty Fee	Franchise Fee	Foreign Exchange Losses	Bad and Doubtful Debts	Depreciation of Fixed Assets	Other Cost
		(12)	(13)	(14)	(15)	(16)	(17)	(18)
<b>Philippines</b>		<b>4,578</b>	<b>-</b>	<b>687</b>	<b>676</b>	<b>62,507</b>	<b>596,723</b>	<b>50,217</b>
Q86121	Private general hospitals activities	435	-	-	-	24,359	44,888	10,914
Q86122	Private sanitaria and other similar activities	s	s	s	s	s	s	s
Q86221	Private medical activities	3,551	-	687	190	32,726	326,266	26,161
Q86222	Private dental and laboratory services	-	-	-	-	931	26,074	3,441
Q86223	Child care clinics	s	s	s	s	s	s	s
Q86229	Private medical, dental and other health activities, n.e.c.	567	-	-	-	581	137,803	4,941
Q86900	Other human health activities	-	-	-	-	-	216	-
Q87201	Rehabilitation of people addicted to drugs or alcohol	-	-	-	-	-	4,358	1,346
Q87202	Caring for the mentally and physically handicapped	-	-	-	18	201	866	190
Q87901	Child care services	25	-	-	109	-	3,809	248
Q87903	Caring for the aged and orphans	s	s	s	s	s	s	s
Q87909	Other residential care activities, n.e.c.	-	-	-	-	297	3,542	1,092
Q88901	Welfare and guidance counseling activities for children and adolescents	s	s	s	s	s	s	s
Q88902	Child-care activities (including for the handicapped)	-	-	-	-	-	1,488	-
Q88904	Charitable activities	-	-	-	-	-	5,842	15
Q88909	Other social work activities without accommodation, n.e.c.	-	-	-	359	3,412	32,733	436

TABLE 5b.1 Number of Establishments and Cost of Industrial Services Done by Others for Human Health and Social Work Activities Establishments with Total Employment of Less Than 20 by Industry Sub-Class: Philippines, 2010

(Value in thousand pesos. Details may not add-up to total due to rounding and/or statistical disclosure control)

2009 PSIC Code	Industry Description	Number of Establishments	Industrial Services Done by Others		
			Total	Contract and Commission Work	Other Industrial Services
		(1)	(2)	(3)	(4)
	Philippines	3,713	504,865	-	504,865
Q86121	Private general hospitals activities	281	28,615	-	28,615
Q86122	Private sanitaria and other similar activities	s	s	s	s
Q86221	Private medical activities	2,123	431,864	-	431,864
Q86222	Private dental and laboratory services	486	18,015	-	18,015
Q86223	Child care clinics	s	s	s	s
Q86229	Private medical, dental and other health activities, n.e.c.	522	10,556	-	10,556
Q86900	Other human health activities	54	-	-	-
Q87201	Rehabilitation of people addicted to drugs or alcohol	14	5,264	-	5,264
Q87202	Caring for the mentally and physically handicapped	7	126	-	126
Q87901	Child care services	15	1,204	-	1,204
Q87903	Caring for the aged and orphans	s	s	s	s
Q87909	Other residential care activities, n.e.c.	9	386	-	386
Q88901	Welfare and guidance counseling activities for children and adolescents	s	s	s	s
Q88902	Child-care activities (including for the handicapped)	6	30	-	30
Q88904	Charitable activities	41	578	-	578
Q88909	Other social work activities without accommodation, n.e.c.	25	3,293	-	3,293

s - Data suppressed

TABLE 5b.2 Number of Establishments and Cost of Non-Industrial Services Done by Others for Human Health and Social Work Activities Establishments with Total Employment of Less Than 20 by Industry Sub-Class: Philippines, 2010

(Value in thousand pesos. Details may not add-up to total due to rounding and/or statistical disclosure control)

2009 PSIC Code	Industry Description	Number of Establishments	Non-Industrial Services Done by Others				
			Total	Rent Expense for Land	Rental Expense for Building and Structures	Other Rental Expense	Other Non-Industrial Services
		(1)	(2)	(3)	(4)	(5)	(6)
Philippines		3,713	1,966,799	32,334	872,824	42,312	1,019,328
Q86121	Private general hospitals activities	281	61,780	-	19,910	409	41,461
Q86122	Private sanitaria and other similar activities	s	s	s	s	s	s
Q86221	Private medical activities	2,123	1,198,420	18,395	623,765	26,249	530,011
Q86222	Private dental and laboratory services	486	110,059	8,468	60,840	-	40,752
Q86223	Child care clinics	s	s	s	s	s	s
Q86229	Private medical, dental and other health activities, n.e.c.	522	359,141	4,416	139,306	6,489	208,930
Q86900	Other human health activities	54	3,124	-	3,072	-	52
Q87201	Rehabilitation of people addicted to drugs or alcohol	14	44,292	-	5,479	-	38,813
Q87202	Caring for the mentally and physically handicapped	7	2,584	305	692	-	1,588
Q87901	Child care services	15	15,724	-	60	-	15,664
Q87903	Caring for the aged and orphans	s	s	s	s	s	s
Q87909	Other residential care activities, n.e.c.	9	7,371	-	537	-	6,833
Q88901	Welfare and guidance counseling activities for children and adolescents	s	s	s	s	s	s
Q88902	Child-care activities (including for the handicapped)	6	7,641	-	679	-	6,962
Q88904	Charitable activities	41	38,611	-	4,899	-	33,712
Q88909	Other social work activities without accommodation, n.e.c.	25	86,166	-	7,992	-	78,174

s - Data suppressed

TABLE 6b Number of Establishments and Capital Expenditures of Tangible Fixed Assets by Type for Human Health and Social Work Activities Establishments with Total Employment of Less Than 20 by Industry Sub-Class: Philippines, 2010

(Value in thousand pesos. Details may not add-up to total due to rounding and/or statistical disclosure control)

2009 PSIC Code	Industry Description	Number of Establishments	Capital Expenditures of Tangible Fixed Assets			
			Total	Land	Buildings, Other Structures and Land Improvements	Transport Equipment
		(1)	(2)	(3)	(4)	(5)
Philippines		3,713	4,900,137	2,585	3,174,691	44,311
Q86121	Private general hospitals activities	281	35,459	-	2,129	8,082
Q86122	Private sanitaria and other similar activities	s	s	s	s	s
Q86221	Private medical activities	2,123	4,694,490	2,370	3,139,266	23,934
Q86222	Private dental and laboratory services	486	931	-	-	-
Q86223	Child care clinics	s	s	s	s	s
Q86229	Private medical, dental and other health activities, n.e.c.	522	138,351	-	31,614	-
Q86900	Other human health activities	54	605	-	-	-
Q87201	Rehabilitation of people addicted to drugs or alcohol	14	1,673	-	-	-
Q87202	Caring for the mentally and physically handicapped	7	73	-	27	37
Q87901	Child care services	15	183	-	61	-
Q87903	Caring for the aged and orphans	s	s	s	s	s
Q87909	Other residential care activities, n.e.c.	9	204	-	25	8
Q88901	Welfare and guidance counseling activities for children and adolescents	s	s	s	s	s
Q88902	Child-care activities (including for the handicapped)	6	383	-	-	-
Q88904	Charitable activities	41	1,288	215	756	-
Q88909	Other social work activities without accommodation, n.e.c.	25	12,356	-	813	-

TABLE 6b Number of Establishments and Capital Expenditures of Tangible Fixed Assets by Type for Human Health and Social Work Activities Establishments with Total Employment of Less Than 20 by Industry Sub-Class: Philippines, 2010 *(Concluded)*

(Value in thousand pesos. Details may not add-up to total due to rounding and/or statistical disclosure control)

2009 PSIC Code	Industry Description	Capital Expenditures of Tangible Fixed Assets			
		ICT Machinery and Equipment	Other Machinery and Equipment	Valuables	Other Tangible Fixed Assets
		(6)	(7)	(8)	(9)
<b>Philippines</b>		<b>119,285</b>	<b>1,550,012</b>	<b>-</b>	<b>9,252</b>
Q86121	Private general hospitals activities	16,340	8,908	-	-
Q86122	Private sanitaria and other similar activities	s	s	s	s
Q86221	Private medical activities	81,338	1,438,329	-	9,252
Q86222	Private dental and laboratory services	-	931	-	-
Q86223	Child care clinics	s	s	s	s
Q86229	Private medical, dental and other health activities, n.e.c.	16,381	90,356	-	-
Q86900	Other human health activities	205	400	-	-
Q87201	Rehabilitation of people addicted to drugs or alcohol	1,307	366	-	-
Q87202	Caring for the mentally and physically handicapped	3	7	-	-
Q87901	Child care services	-	122	-	-
Q87903	Caring for the aged and orphans	s	s	s	s
Q87909	Other residential care activities, n.e.c.	51	120	-	-
Q88901	Welfare and guidance counseling activities for children and adolescents	s	s	s	s
Q88902	Child-care activities (including for the handicapped)	87	296	-	-
Q88904	Charitable activities	271	46	-	-
Q88909	Other social work activities without accommodation, n.e.c.	1,856	9,686	-	-

TABLE 6b.1 Number of Establishments and Capital Expenditures for Tangible Fixed Assets by Mode of Acquisition for Human Health and Social Work Activities Establishments with Total Employment of Less Than 20 by Industry Sub-Class: Philippines, 2010

(Value in thousand pesos. Details may not add-up to total due to rounding and/or statistical disclosure control)

2009 PSIC Code	Industry Description	Number of Establishments	Capital Expenditures for Tangible Fixed Assets by Mode of Acquisition				
			Total	New Fixed Assets	Major Alterations and Improvements on Tangible Fixed Assets	Land and Used Fixed Assets	Tangible Fixed Produced on Own Account
		(1)	(2)	(3)	(4)	(5)	(6)
	Philippines	3,713	4,900,137	4,802,313	95,238	2,585	-
Q86121	Private general hospitals activities	281	35,459	33,330	2,129	-	-
Q86122	Private sanitaria and other similar activities	s	s	s	s	s	s
Q86221	Private medical activities	2,123	4,694,490	4,632,307	59,813	2,370	-
Q86222	Private dental and laboratory services	486	931	931	-	-	-
Q86223	Child care clinics	s	s	s	s	s	s
Q86229	Private medical, dental and other health activities, n.e.c.	522	138,351	106,737	31,614	-	-
Q86900	Other human health activities	54	605	605	-	-	-
Q87201	Rehabilitation of people addicted to drugs or alcohol	14	1,673	1,673	-	-	-
Q87202	Caring for the mentally and physically handicapped	7	73	47	27	-	-
Q87901	Child care services	15	183	122	61	-	-
Q87903	Caring for the aged and orphans	s	s	s	s	s	s
Q87909	Other residential care activities, n.e.c.	9	204	180	25	-	-
Q88901	Welfare and guidance counseling activities for children and adolescents	s	s	s	s	s	s
Q88902	Child-care activities (including for the handicapped)	6	383	383	-	-	-
Q88904	Charitable activities	41	1,288	317	756	215	-
Q88909	Other social work activities without accommodation, n.e.c.	25	12,356	11,542	813	-	-

s - Data suppressed

TABLE 6b.2 Number of Establishments and Capital Expenditures for Intangible Assets by Type for Human Health and Social Work Activities Establishments with Total Employment of Less Than 20 by Industry Sub-Class: Philippines, 2010

(Value in thousand pesos. Details may not add-up to total due to rounding and/or statistical disclosure control)

2009 PSIC Code	Industry Description	Number of Establishments	Capital Expenditures for Intangible Assets				
			Total	Intangible Non-Produced Assets	Computer Software and Data Bases	Entertainment, Literary and Artistic Originals	Other Intangible Assets
		(1)	(2)	(3)	(4)	(5)	(6)
Philippines		3,713	4,289	79	4,026	184	-
Q86121	Private general hospitals activities	281	575	-	575	-	-
Q86122	Private sanitaria and other similar activities	s	s	s	s	s	s
Q86221	Private medical activities	2,123	79	79	-	-	-
Q86222	Private dental and laboratory services	486	-	-	-	-	-
Q86223	Child care clinics	s	s	s	s	s	s
Q86229	Private medical, dental and other health activities, n.e.c.	522	-	-	-	-	-
Q86900	Other human health activities	54	-	-	-	-	-
Q87201	Rehabilitation of people addicted to drugs or alcohol	14	-	-	-	-	-
Q87202	Caring for the mentally and physically handicapped	7	11	-	3	7	-
Q87901	Child care services	15	5	-	5	-	-
Q87903	Caring for the aged and orphans	s	s	s	s	s	s
Q87909	Other residential care activities, n.e.c.	9	-	-	-	-	-
Q88901	Welfare and guidance counseling activities for children and adolescents	s	s	s	s	s	s
Q88902	Child-care activities (including for the handicapped)	6	-	-	-	-	-
Q88904	Charitable activities	41	-	-	-	-	-
Q88909	Other social work activities without accommodation, n.e.c.	25	3,620	-	3,442	177	-

TABLE 7b Number of Establishments and Gross Additions to Tangible Fixed Assets for Human Health and Social Work Activities Establishments with Total Employment of Less Than 20 by Industry Sub-Class: Philippines, 2010

(Value in thousand pesos. Details may not add-up to total due to rounding and/or statistical disclosure control)

2009 PSIC Code	Industry Description	Number of Establishments	Gross Additions to Tangible Fixed Assets	Capital Expenditures for Tangible Fixed Assets	Sale of Tangible Fixed Assets
		(1)	(2)	(3)	(4)
<b>Philippines</b>		<b>3,713</b>	<b>4,878,805</b>	<b>4,900,137</b>	<b>21,332</b>
Q86121	Private general hospitals activities	281	35,459	35,459	-
Q86122	Private sanitaria and other similar activities	s	s	s	s
Q86221	Private medical activities	2,123	4,673,158	4,694,490	21,332
Q86222	Private dental and laboratory services	486	931	931	-
Q86223	Child care clinics	s	s	s	s
Q86229	Private medical, dental and other health activities, n.e.c.	522	138,351	138,351	-
Q86900	Other human health activities	54	605	605	-
Q87201	Rehabilitation of people addicted to drugs or alcohol	14	1,673	1,673	-
Q87202	Caring for the mentally and physically handicapped	7	73	73	-
Q87901	Child care services	15	183	183	-
Q87903	Caring for the aged and orphans	s	s	s	s
Q87909	Other residential care activities, n.e.c.	9	204	204	-
Q88901	Welfare and guidance counseling activities for children and adolescents	s	s	s	s
Q88902	Child-care activities (including for the handicapped)	6	383	383	-
Q88904	Charitable activities	41	1,288	1,288	-
Q88909	Other social work activities without accommodation, n.e.c.	25	12,356	12,356	-

s - Data suppressed

TABLE 7b.1 Number of Establishments and Sale of Tangible Fixed Assets by Type for Human Health and Social Work Activities Establishments with Total Employment of Less Than 20 by Industry Sub-Class: Philippines, 2010

(Value in thousand pesos. Details may not add-up to total due to rounding and/or statistical disclosure control)

2009 PSIC Code	Industry Description	Number of Establishments	Sale of Tangible Fixed Assets			
			Total	Land	Buildings, Other Structures and Land Improvements	Transport Equipment
		(1)	(2)	(3)	(4)	(5)
<b>Philippines</b>		<b>3,713</b>	<b>21,332</b>	<b>-</b>	<b>-</b>	<b>21,332</b>
Q86121	Private general hospitals activities	281	-	-	-	-
Q86122	Private sanitaria and other similar activities	s	s	s	s	s
Q86221	Private medical activities	2,123	21,332	-	-	21,332
Q86222	Private dental and laboratory services	486	-	-	-	-
Q86223	Child care clinics	s	s	s	s	s
Q86229	Private medical, dental and other health activities, n.e.c.	522	-	-	-	-
Q86900	Other human health activities	54	-	-	-	-
Q87201	Rehabilitation of people addicted to drugs or alcohol	14	-	-	-	-
Q87202	Caring for the mentally and physically handicapped	7	-	-	-	-
Q87901	Child care services	15	-	-	-	-
Q87903	Caring for the aged and orphans	s	s	s	s	s
Q87909	Other residential care activities, n.e.c.	9	-	-	-	-
Q88901	Welfare and guidance counseling activities for children and adolescents	s	s	s	s	s
Q88902	Child-care activities (including for the handicapped)	6	-	-	-	-
Q88904	Charitable activities	41	-	-	-	-
Q88909	Other social work activities without accommodation, n.e.c.	25	-	-	-	-

2009 PSIC Code	Industry Description	Sale of Tangible Fixed Assets			
		ICT Machinery and Equipment	Other Machinery and Equipment	Valuables	Other Tangible Fixed Assets
		(6)	(7)	(8)	(9)
<b>Philippines</b>		<b>-</b>	<b>-</b>	<b>-</b>	<b>-</b>
Q86121	Private general hospitals activities	-	-	-	-
Q86122	Private sanitaria and other similar activities	s	s	s	s
Q86221	Private medical activities	-	-	-	-
Q86222	Private dental and laboratory services	-	-	-	-
Q86223	Child care clinics	s	s	s	s
Q86229	Private medical, dental and other health activities, n.e.c.	-	-	-	-
Q86900	Other human health activities	-	-	-	-
Q87201	Rehabilitation of people addicted to drugs or alcohol	-	-	-	-
Q87202	Caring for the mentally and physically handicapped	-	-	-	-
Q87901	Child care services	-	-	-	-
Q87903	Caring for the aged and orphans	s	s	s	s
Q87909	Other residential care activities, n.e.c.	-	-	-	-
Q88901	Welfare and guidance counseling activities for children and adolescents	s	s	s	s
Q88902	Child-care activities (including for the handicapped)	-	-	-	-
Q88904	Charitable activities	-	-	-	-
Q88909	Other social work activities without accommodation, n.e.c.	-	-	-	-

s - Data suppressed

TABLE 7b.2 Number of Establishments and Losses and Damages to Tangible Fixed Assets by Type for Human Health and Social Work Activities Establishments with Total Employment of Less Than 20 by Industry Sub-Class: Philippines, 2010

(Value in thousand pesos. Details may not add-up to total due to rounding and/or statistical disclosure control)

2009 PSIC Code	Industry Description	Number of Establishments	Losses and Damages to Tangible Fixed Assets			
			Total	Land	Buildings, Other Structures and Land Improvements	Transport Equipment
	Philippines	3,713	11,943	-	-	2,835
Q86121	Private general hospitals activities	281	-	-	-	-
Q86122	Private sanitaria and other similar activities	s	s	s	s	s
Q86221	Private medical activities	2,123	11,943	-	-	2,835
Q86222	Private dental and laboratory services	486	-	-	-	-
Q86223	Child care clinics	s	s	s	s	s
Q86229	Private medical, dental and other health activities, n.e.c.	522	-	-	-	-
Q86900	Other human health activities	54	-	-	-	-
Q87201	Rehabilitation of people addicted to drugs or alcohol	14	-	-	-	-
Q87202	Caring for the mentally and physically handicapped	7	-	-	-	-
Q87901	Child care services	15	-	-	-	-
Q87903	Caring for the aged and orphans	s	s	s	s	s
Q87909	Other residential care activities, n.e.c.	9	-	-	-	-
Q88901	Welfare and guidance counseling activities for children and adolescents	s	s	s	s	s
Q88902	Child-care activities (including for the handicapped)	6	-	-	-	-
Q88904	Charitable activities	41	-	-	-	-
Q88909	Other social work activities without accommodation, n.e.c.	25	-	-	-	-

2009 PSIC Code	Industry Description	Losses and Damages to Tangible Fixed Assets			
		ICT Machinery and Equipment	Other Machinery and Equipment	Valuables	Other Tangible Fixed Assets
	Philippines	7,670	1,096	-	342
Q86121	Private general hospitals activities	-	-	-	-
Q86122	Private sanitaria and other similar activities	s	s	s	s
Q86221	Private medical activities	7,670	1,096	-	342
Q86222	Private dental and laboratory services	-	-	-	-
Q86223	Child care clinics	s	s	s	s
Q86229	Private medical, dental and other health activities, n.e.c.	-	-	-	-
Q86900	Other human health activities	-	-	-	-
Q87201	Rehabilitation of people addicted to drugs or alcohol	-	-	-	-
Q87202	Caring for the mentally and physically handicapped	-	-	-	-
Q87901	Child care services	-	-	-	-
Q87903	Caring for the aged and orphans	s	s	s	s
Q87909	Other residential care activities, n.e.c.	-	-	-	-
Q88901	Welfare and guidance counseling activities for children and adolescents	s	s	s	s
Q88902	Child-care activities (including for the handicapped)	-	-	-	-
Q88904	Charitable activities	-	-	-	-
Q88909	Other social work activities without accommodation, n.e.c.	-	-	-	-

s - Data suppressed



TABLE 8b Number of Establishments and Book Value of Tangible Fixed Assets by Type for Human Health and Social Work Activities Establishments with Total Employment of Less Than 20 by Industry Sub-Class: Philippines, 2010

(Value in thousand pesos. Details may not add-up to total due to rounding and/or statistical disclosure control)

2009 PSIC Code	Industry Description	Number of Establishments	Book Value of Tangible Fixed Assets			
			Total	Land	Buildings, Other Structures and Land Improvements	Transport Equipment
		(1)	(2)	(3)	(4)	(5)
Philippines		3,713	15,382,942	2,162,639	7,687,103	665,259
Q86121	Private general hospitals activities	281	1,043,094	201,742	349,012	87,317
Q86122	Private sanitaria and other similar activities	s	s	s	s	s
Q86221	Private medical activities	2,123	12,640,063	1,694,606	6,778,725	422,268
Q86222	Private dental and laboratory services	486	292,929	40,975	63,557	65,763
Q86223	Child care clinics	s	s	s	s	s
Q86229	Private medical, dental and other health activities, n.e.c.	522	662,769	66,835	157,505	26,257
Q86900	Other human health activities	54	892	-	-	-
Q87201	Rehabilitation of people addicted to drugs or alcohol	14	34,038	150	8,193	2,273
Q87202	Caring for the mentally and physically handicapped	7	8,896	1,733	5,930	431
Q87901	Child care services	15	118,335	40,986	69,676	832
Q87903	Caring for the aged and orphans	s	s	s	s	s
Q87909	Other residential care activities, n.e.c.	9	29,775	6,051	7,735	3,878
Q88901	Welfare and guidance counseling activities for children and adoles	s	s	s	s	s
Q88902	Child-care activities (including for the handicapped)	6	25,854	4,821	11	1,956
Q88904	Charitable activities	41	171,156	71,767	94,611	3,600
Q88909	Other social work activities without accommodation, n.e.c.	25	281,199	29,780	141,347	26,036

2009 PSIC Code	Industry Description	Book Value of Tangible Fixed Assets			
		ICT Machinery and Equipment	Other Machinery and Equipment	Valuables	Other Tangible Fixed Assets
		(6)	(7)	(8)	(9)
	Philippines	1,053,123	3,729,857	55,653	29,308
Q86121	Private general hospitals activities	268,759	131,668	269	4,327
Q86122	Private sanitaria and other similar activities	s	s	s	s
Q86221	Private medical activities	642,166	3,029,730	55,334	17,234
Q86222	Private dental and laboratory services	26,676	95,958	-	-
Q86223	Child care clinics	s	s	s	s
Q86229	Private medical, dental and other health activities, n.e.c.	98,429	312,280	-	1,464
Q86900	Other human health activities	328	564	-	-
Q87201	Rehabilitation of people addicted to drugs or alcohol	3,740	19,682	-	-
Q87202	Caring for the mentally and physically handicapped	132	670	-	-
Q87901	Child care services	305	6,537	-	-
Q87903	Caring for the aged and orphans	s	s	s	s
Q87909	Other residential care activities, n.e.c.	3,374	8,736	-	-
Q88901	Welfare and guidance counseling activities for children and adoles	s	s	s	s
Q88902	Child-care activities (including for the handicapped)	1,155	17,912	-	-
Q88904	Charitable activities	721	457	-	-
Q88909	Other social work activities without accommodation, n.e.c.	3,832	73,921	-	6,283

s - Data suppressed

TABLE 8b.1 Number of Establishments and Book Value of Intangible Assets by Type for Human Health and Social Work Activities Establishments  
with Total Employment of Less Than 20 by Industry Sub-Class: Philippines, 2010

(Value in thousand pesos. Details may not add-up to total due to rounding and/or statistical disclosure control)

2009 PSIC Code	Industry Description	Number of Establishments	Intangible Assets as of December 31				
			Total	Intangible Non-Produced Assets	Computer Software and Data Bases	Entertainment, Literary and Artistic Originals	Other Intangible Assets
			(1)	(2)	(3)	(4)	(5)
Philippines		3,713	42,747	572	32,291	384	9,500
Q86121	Private general hospitals activities	281	12,331	-	9,596	-	2,735
Q86122	Private sanitaria and other similar activities	s	s	s	s	s	s
Q86221	Private medical activities	2,123	19,314	572	18,743	-	-
Q86222	Private dental and laboratory services	486	-	-	-	-	-
Q86223	Child care clinics	s	s	s	s	s	s
Q86229	Private medical, dental and other health activities, n.e.c.	522	348	-	348	-	-
Q86900	Other human health activities	54	-	-	-	-	-
Q87201	Rehabilitation of people addicted to drugs or alcohol	14	-	-	-	-	-
Q87202	Caring for the mentally and physically handicapped	7	34	-	27	7	-
Q87901	Child care services	15	305	-	105	200	-
Q87903	Caring for the aged and orphans	s	s	s	s	s	s
Q87909	Other residential care activities, n.e.c.	9	31	-	31	-	-
Q88901	Welfare and guidance counseling activities for children and adolescents	s	s	s	s	s	s
Q88902	Child-care activities (including for the handicapped)	6	-	-	-	-	-
Q88904	Charitable activities	41	-	-	-	-	-
Q88909	Other social work activities without accommodation, n.e.c.	25	3,620	-	3,442	177	-
s - Data suppressed							

TABLE 9b Number of Establishments and Value of Inventories by Type for Human Health and Social Work Activities Establishments  
with Total Employment of Less Than 20 by Industry Sub-Class: Philippines, 2010

(Value in thousand pesos. Details may not add-up to total due to rounding and/or statistical disclosure control)

2009 PSIC Code	Industry Description	Number of Establishments	Inventories as of January 1				
			Total	Materials and Supplies	Fuels, Lubricants, Oils and Greases	Goods for Resale	Other Inventories
		(1)	(2)	(3)	(4)	(5)	(6)
Philippines		3,713	1,038,323	497,116	4,346	536,860	-
Q86121	Private general hospitals activities	281	98,421	63,508	3,039	31,874	-
Q86122	Private sanitaria and other similar activities	s	s	s	s	s	s
Q86221	Private medical activities	2,123	884,219	379,011	1,161	504,047	-
Q86222	Private dental and laboratory services	486	6,214	5,827	37	350	-
Q86223	Child care clinics	s	s	s	s	s	s
Q86229	Private medical, dental and other health activities, n.e.c.	522	27,291	26,709	-	582	-
Q86900	Other human health activities	54	308	308	-	-	-
Q87201	Rehabilitation of people addicted to drugs or alcohol	14	-	-	-	-	-
Q87202	Caring for the mentally and physically handicapped	7	140	107	33	-	-
Q87901	Child care services	15	92	25	67	-	-
Q87903	Caring for the aged and orphans	s	s	s	s	s	s
Q87909	Other residential care activities, n.e.c.	9	-	-	-	-	-
Q88901	Welfare and guidance counseling activities for children and adolescents	s	s	s	s	s	s
Q88902	Child-care activities (including for the handicapped)	6	1,083	1,083	-	-	-
Q88904	Charitable activities	41	1,005	1,005	-	-	-
Q88909	Other social work activities without accommodation, n.e.c.	25	16,437	16,437	-	-	-

TABLE 9b Number of Establishments and Value of Inventories by Type for Human Health and Social Work Activities Establishments with Total Employment of Less Than 20 by Industry Sub-Class: Philippines, 2010 (Concluded)

(Value in thousand pesos. Details may not add-up to total due to rounding and/or statistical disclosure control)

2009 PSIC Code	Industry Description	Inventories as of December 31				
		Total	Materials and Supplies	Fuels, Lubricants, Oils and Greases	Goods for Resale	Other Inventories
		(7)	(8)	(9)	(10)	(11)
<b>Philippines</b>		<b>1,133,680</b>	<b>592,935</b>	<b>4,503</b>	<b>536,242</b>	<b>-</b>
Q86121	Private general hospitals activities	117,148	81,104	2,512	33,531	-
Q86122	Private sanitaria and other similar activities	s	s	s	s	s
Q86221	Private medical activities	960,454	458,954	913	500,588	-
Q86222	Private dental and laboratory services	11,977	10,290	1,006	681	-
Q86223	Child care clinics	s	s	s	s	s
Q86229	Private medical, dental and other health activities, n.e.c.	22,485	22,086	-	399	-
Q86900	Other human health activities	256	256	-	-	-
Q87201	Rehabilitation of people addicted to drugs or alcohol	-	-	-	-	-
Q87202	Caring for the mentally and physically handicapped	318	278	40	-	-
Q87901	Child care services	27	12	15	-	-
Q87903	Caring for the aged and orphans	s	s	s	s	s
Q87909	Other residential care activities, n.e.c.	2,357	2,357	-	-	-
Q88901	Welfare and guidance counseling activities for children and adolescents	s	s	s	s	s
Q88902	Child-care activities (including for the handicapped)	882	882	-	-	-
Q88904	Charitable activities	1,669	1,669	-	-	-
Q88909	Other social work activities without accommodation, n.e.c.	12,296	12,296	-	-	-

TABLE 10b Number of Reporting Establishments and Nationality with Highest Capital Participation Rate as of December 31 for Human Health and Social Work Activities Establishments with Total Employment of Less Than 20 by Industry Sub-Class: Philippines, 2010

(An establishment with equal capital participation rate may be reported several times)

2009 PSIC Code	Industry Description	Number Reporting of Establishments	Nationality with Highest Capital Participation Rate				
			Filipino	American	British	Chinese	German
		(1)	(2)	(3)	(4)	(5)	(6)
<b>Philippines</b>		<b>238</b>	<b>232</b>	<b>-</b>	<b>-</b>	<b>1</b>	<b>-</b>
Q86121	Private general hospitals activities	26	26	-	-	-	-
Q86122	Private sanitaria and other similar activities	s	s	s	s	s	s
Q86221	Private medical activities	95	93	-	-	1	-
Q86222	Private dental and laboratory services	28	28	-	-	-	-
Q86223	Child care clinics	s	s	s	s	s	s
Q86229	Private medical, dental and other health activities, n.e.c.	33	32	-	-	-	-
Q86900	Other human health activities	4	4	-	-	-	-
Q87201	Rehabilitation of people addicted to drugs or alcohol	4	3	-	-	-	-
Q87202	Caring for the mentally and physically handicapped	6	5	-	-	-	-
Q87901	Child care services	5	4	-	-	-	-
Q87903	Caring for the aged and orphans	s	s	s	s	s	s
Q87909	Other residential care activities, n.e.c.	4	4	-	-	-	-
Q88901	Welfare and guidance counseling activities for children and adolescents	s	s	s	s	s	s
Q88902	Child-care activities (including for the handicapped)	5	5	-	-	-	-
Q88904	Charitable activities	4	4	-	-	-	-
Q88909	Other social work activities without accommodation, n.e.c.	5	5	-	-	-	-

TABLE 10b Number of Reporting Establishments and Nationality with Highest Capital Participation Rate as of December 31 for Human Health and Social Work Activities  
Establishments with Total Employment of Less Than 20 by Industry Sub-Class: Philippines, 2010 (Concluded)

(An establishment with equal capital participation rate may be reported several times)

2009 PSIC Code	Industry Description	Nationality with Highest Capital Participation Rate				
		Japanese	Korean	Singaporean	Taiwanese	Others
		(7)	(8)	(9)	(10)	(11)
	<b>Philippines</b>	-	-	-	1	1
Q86121	Private general hospitals activities	-	-	-	-	-
Q86122	Private sanitaria and other similar activities	s	s	s	s	s
Q86221	Private medical activities	-	-	-	-	-
Q86222	Private dental and laboratory services	-	-	-	-	-
Q86223	Child care clinics	s	s	s	s	s
Q86229	Private medical, dental and other health activities, n.e.c.	-	-	-	-	-
Q86900	Other human health activities	-	-	-	-	-
Q87201	Rehabilitation of people addicted to drugs or alcohol	-	-	-	1	-
Q87202	Caring for the mentally and physically handicapped	-	-	-	-	-
Q87901	Child care services	-	-	-	-	1
Q87903	Caring for the aged and orphans	s	s	s	s	s
Q87909	Other residential care activities, n.e.c.	-	-	-	-	-
Q88901	Welfare and guidance counseling activities for children and adolescents	s	s	s	s	s
Q88902	Child-care activities (including for the handicapped)	-	-	-	-	-
Q88904	Charitable activities	-	-	-	-	-
Q88909	Other social work activities without accommodation, n.e.c.	-	-	-	-	-

s - Data suppressed

TABLE 2 Number of Establishments and Employment by Type and Sex for Human Health and Social Work Activities Establishments  
for All Employment Sizes by Industry Sub-Class: Philippines, 2010

(Details may not add-up to total due to rounding and/or statistical disclosure control)

2009 PSIC Code	Industry Description	Number of Establishments	Employment as of November 15					
			Total		Paid		Unpaid	
			Male	Female	Male	Female	Male	Female
		(1)	(2)	(3)	(4)	(5)	(6)	(7)
	<b>Philippines</b>	<b>4,451</b>	<b>41,848</b>	<b>80,968</b>	<b>40,494</b>	<b>79,010</b>	<b>1,282</b>	<b>2,011</b>
Q86121	Private general hospitals activities	792	31,085	59,586	30,511	58,902	514	744
Q86122	Private sanitaria and other similar activities	76	52	325	52	257	-	68
Q86123	Private mental health and substance abuse hospitals	s	s	s	s	s	s	s
Q86221	Private medical activities	2,263	6,237	13,792	5,852	13,225	386	568
Q86222	Private dental and laboratory services	491	737	1,226	607	1,001	130	225
Q86223	Child care clinics	38	12	150	12	138	-	12
Q86229	Private medical, dental and other health activities, n.e.c.	550	1,581	2,982	1,503	2,848	77	134
Q86900	Other human health activities	58	166	266	108	226	57	41
Q87201	Rehabilitation of people addicted to drugs or alcohol	17	201	117	172	104	29	13
Q87202	Caring for the mentally and physically handicapped	11	110	94	108	89	2	5
Q87901	Child care services	23	294	533	287	478	7	55
Q87903	Caring for the aged and orphans	13	55	176	47	143	8	33
Q87909	Other residential care activities, n.e.c.	13	125	226	122	224	3	2
Q88103	Vocational rehabilitation and habilitation activities for disabled adults	s	s	s	s	s	s	s
Q88901	Welfare and guidance counseling activities for children and adolescents	10	44	103	44	103	-	-
Q88902	Child-care activities (including for the handicapped)	10	90	234	76	207	2	20
Q88904	Charitable activities	53	842	936	788	875	54	61
Q88909	Other social work activities without accommodation, n.e.c.	28	124	130	113	105	11	25

TABLE 3 Number of Establishments and Compensation of Paid Employees for Human Health and Social Work Activities Establishments  
for All Employment Sizes by Industry Sub-Class: Philippines, 2010

(Value in thousand pesos. Details may not add-up to total due to rounding and/or statistical disclosure control)

2009 PSIC Code	Industry Description	Number of Establishments	Compensation			
			Total	Gross Salaries and Wages	Separation, Retirement/ Terminal Pay, Gratuities, etc.	Social Contributions Paid by Employers
		(1)	(2)	(3)	(4)	(5)
	Philippines	4,451	19,464,780	17,773,195	387,663	1,303,922
Q86121	Private general hospitals activities	792	15,240,545	13,892,567	348,097	999,881
Q86122	Private sanitaria and other similar activities	76	27,207	25,088	259	1,860
Q86123	Private mental health and substance abuse hospitals	s	s	s	s	s
Q86221	Private medical activities	2,263	2,694,383	2,495,024	15,844	183,515
Q86222	Private dental and laboratory services	491	169,267	155,041	1,170	13,056
Q86223	Child care clinics	38	13,298	12,529	-	769
Q86229	Private medical, dental and other health activities, n.e.c.	550	495,086	449,708	6,936	38,443
Q86900	Other human health activities	58	38,157	36,311	109	1,737
Q87201	Rehabilitation of people addicted to drugs or alcohol	17	45,371	40,070	2,103	3,198
Q87202	Caring for the mentally and physically handicapped	11	17,775	16,629	-	1,145
Q87901	Child care services	23	124,086	114,005	1,066	9,015
Q87903	Caring for the aged and orphans	13	33,406	30,557	121	2,727
Q87909	Other residential care activities, n.e.c.	13	65,320	61,421	195	3,704
Q88103	Vocational rehabilitation and habilitation activities for disabled adults	s	s	s	s	s
Q88901	Welfare and guidance counseling activities for children and adolescents	10	41,910	33,748	6,328	1,833
Q88902	Child-care activities (including for the handicapped)	10	46,074	41,317	1,865	2,891
Q88904	Charitable activities	53	340,146	301,981	888	37,277
Q88909	Other social work activities without accommodation, n.e.c.	28	57,710	53,196	2,646	1,868

s - Data suppressed

TABLE 4 Number of Establishments and Revenue by Type for Human Health and Social Work Activities Establishments for All Employment Sizes  
by Industry Sub-Class: Philippines, 2010

(Value in thousand pesos. Details may not add-up to total due to rounding and/or statistical disclosure control)

2009 PSIC Code	Industry Description	Number of Establishments	Revenue				
			Total	Revenue from Main Activity	Interest Income	Value of Non-Industrial Services Done for Others	Dividend Income
			(1)	(2)	(3)	(4)	(5)
Philippines		4,451	84,325,925	74,640,971	-	1,109,144	23,789
Q86121	Private general hospitals activities	792	64,485,741	56,276,502	-	833,756	12,604
Q86122	Private sanitaria and other similar activities	76	105,282	100,616	-	410	-
Q86123	Private mental health and substance abuse hospitals	s	s	s	s	s	s
Q86221	Private medical activities	2,263	13,023,622	11,828,522	-	89,779	1,792
Q86222	Private dental and laboratory services	491	597,418	580,683	-	5,906	-
Q86223	Child care clinics	38	36,724	36,339	-	-	-
Q86229	Private medical, dental and other health activities, n.e.c.	550	1,942,793	1,907,926	-	17,667	1
Q86900	Other human health activities	58	147,960	138,866	-	2,818	642
Q87201	Rehabilitation of people addicted to drugs or alcohol	17	168,172	161,334	-	5,423	-
Q87202	Caring for the mentally and physically handicapped	11	66,847	66,387	-	213	-
Q87901	Child care services	23	954,810	910,884	-	33,251	4
Q87903	Caring for the aged and orphans	13	192,452	188,465	-	3,412	-
Q87909	Other residential care activities, n.e.c.	13	235,472	233,944	-	84	38
Q88103	Vocational rehabilitation and habilitation activities for disabled adults	s	s	s	s	s	s
Q88901	Welfare and guidance counseling activities for children and adolescents	10	270,278	269,979	-	284	-
Q88902	Child-care activities (including for the handicapped)	10	178,050	173,688	-	4,210	-
Q88904	Charitable activities	53	1,346,894	1,240,820	-	103,591	218
Q88909	Other social work activities without accommodation, n.e.c.	28	513,855	471,773	-	8,234	8,490

2009 PSIC Code	Industry Description	Revenue						
		Commissions and Fees Earned	Service Charges	Value of Goods for Resale	Royalty Income	Franchise Income	Foreign Exchange Gains	Other Income
		(7)	(8)	(9)	(10)	(11)	(12)	(13)
	Philippines	35,714	1,823	8,300,953	-	-	11,076	202,455
Q86121	Private general hospitals activities	21,912	440	7,196,427	-	-	10,859	133,240
Q86122	Private sanitaria and other similar activities	-	-	4,127	-	-	-	128
Q86123	Private mental health and substance abuse hospitals	s	s	s	s	s	s	s
Q86221	Private medical activities	13,803	478	1,055,663	-	-	-	33,586
Q86222	Private dental and laboratory services	-	-	3,237	-	-	-	7,592
Q86223	Child care clinics	-	-	385	-	-	-	-
Q86229	Private medical, dental and other health activities, n.e.c.	-	-	13,144	-	-	-	4,054
Q86900	Other human health activities	-	-	4,623	-	-	-	1,012
Q87201	Rehabilitation of people addicted to drugs or alcohol	-	-	-	-	-	-	1,414
Q87202	Caring for the mentally and physically handicapped	-	-	-	-	-	-	247
Q87901	Child care services	-	-	1,653	-	-	170	8,848
Q87903	Caring for the aged and orphans	-	-	-	-	-	-	575
Q87909	Other residential care activities, n.e.c.	-	451	-	-	-	-	955
Q88103	Vocational rehabilitation and habilitation activities for disabled adults	s	s	s	s	s	s	s
Q88901	Welfare and guidance counseling activities for children and adolescents	-	-	15	-	-	-	-
Q88902	Child-care activities (including for the handicapped)	-	-	-	-	-	26	125
Q88904	Charitable activities	-	-	-	-	-	21	2,243
Q88909	Other social work activities without accommodation, n.e.c.	-	454	16,468	-	-	-	8,436

s - Data suppressed

TABLE 4.1 Number of Establishments and Revenue from Main Activity by Type of Transaction for Human Health and Social Work Activities Establishments  
for All Employment Sizes by Industry Sub-Class: Philippines, 2010

(Value in thousand pesos. Details may not add-up to total due to rounding and/or statistical disclosure control)

2009 PSIC Code	Industry Description	Number of Establishments	Revenue from Main Activity		
			Total	Transactions Within the Country	Transactions Outside the Country
			(1)	(2)	(3)
	<b>Philippines</b>	4,451	74,640,971	74,640,971	-
Q86121	Private general hospitals activities	792	56,276,502	56,276,502	-
Q86122	Private sanitaria and other similar activities	76	100,616	100,616	-
Q86123	Private mental health and substance abuse hospitals	s	s	s	s
Q86221	Private medical activities	2,263	11,828,522	11,828,522	-
Q86222	Private dental and laboratory services	491	580,683	580,683	-
Q86223	Child care clinics	38	36,339	36,339	-
Q86229	Private medical, dental and other health activities, n.e.c.	550	1,907,926	1,907,926	-
Q86900	Other human health activities	58	138,866	138,866	-
Q87201	Rehabilitation of people addicted to drugs or alcohol	17	161,334	161,334	-
Q87202	Caring for the mentally and physically handicapped	11	66,387	66,387	-
Q87901	Child care services	23	910,884	910,884	-
Q87903	Caring for the aged and orphans	13	188,465	188,465	-
Q87909	Other residential care activities, n.e.c.	13	233,944	233,944	-
Q88103	Vocational rehabilitation and habilitation activities for disabled adults	s	s	s	-
Q88901	Welfare and guidance counseling activities for children and adolescents	10	269,979	269,979	-
Q88902	Child-care activities (including for the handicapped)	10	173,688	173,688	-
Q88904	Charitable activities	53	1,240,820	1,240,820	-
Q88909	Other social work activities without accommodation, n.e.c.	28	471,773	471,773	-

TABLE 4.2 Number of Establishments and Value of Non-Industrial Services Done for Others by Human Health and Social Work Activities Establishments  
for All Employment Sizes by Industry Sub-Class: Philippines, 2010

(Value in thousand pesos. Details may not add-up to total due to rounding and/or statistical disclosure control)

2009 PSIC Code	Industry Description	Number of Establishments	Non-Industrial Services Done for Others				
			Total	Rent Income from Land	Rental Income from Building and Structures	Other Rental Income	Other Non-Industrial Services Done for Others
			(1)	(2)	(3)	(4)	(5)
	<b>Philippines</b>	4,451	1,109,144	-	319,850	198,515	590,779
Q86121	Private general hospitals activities	792	833,756	-	222,051	124,709	486,996
Q86122	Private sanitaria and other similar activities	76	410	-	-	129	281
Q86123	Private mental health and substance abuse hospitals	s	s	s	s	s	s
Q86221	Private medical activities	2,263	89,779	-	55,327	240	34,213
Q86222	Private dental and laboratory services	491	5,906	-	4,043	-	1,862
Q86223	Child care clinics	38	-	-	-	-	-
Q86229	Private medical, dental and other health activities, n.e.c.	550	17,667	-	4,549	61	13,058
Q86900	Other human health activities	58	2,818	-	2,262	51	505
Q87201	Rehabilitation of people addicted to drugs or alcohol	17	5,423	-	-	-	5,423
Q87202	Caring for the mentally and physically handicapped	11	213	-	198	-	15
Q87901	Child care services	23	33,251	-	-	-	33,251
Q87903	Caring for the aged and orphans	13	3,412	-	-	-	3,412
Q87909	Other residential care activities, n.e.c.	13	84	-	-	-	84
Q88103	Vocational rehabilitation and habilitation activities for disabled adults	s	s	s	s	s	s
Q88901	Welfare and guidance counseling activities for children and adolescents	10	284	-	-	-	284
Q88902	Child-care activities (including for the handicapped)	10	4,210	-	-	-	4,210
Q88904	Charitable activities	53	103,591	-	28,020	73,325	2,246
Q88909	Other social work activities without accommodation, n.e.c.	28	8,234	-	3,399	-	4,835

s - Data suppressed

TABLE 5 Number of Establishments and Cost by Type for Human Health and Social Work Activities Establishments  
for All Employment Sizes by Industry Sub-Class: Philippines, 2010

(Value in thousand pesos. Details may not add-up to total due to rounding and/or statistical disclosure control)

2009 PSIC Code	Industry Description	Number of Establishments	Cost			
			Total	Materials and Supplies Purchased	Fuels, Lubricants, Oils and Greases Purchased	Electricity and Water Purchased
		(1)	(2)	(3)	(4)	(5)
<b>Philippines</b>		<b>4,451</b>	<b>55,332,057</b>	<b>21,974,406</b>	<b>453,017</b>	<b>4,232,404</b>
Q86121	Private general hospitals activities	792	42,326,532	17,058,411	259,016	3,473,282
Q86122	Private sanitaria and other similar activities	76	66,451	20,862	1,696	6,922
Q86123	Private mental health and substance abuse hospitals	s	s	s	s	s
Q86221	Private medical activities	2,263	8,751,891	2,920,680	138,402	546,313
Q86222	Private dental and laboratory services	491	341,260	130,196	8,679	25,609
Q86223	Child care clinics	38	21,605	7,350	1,089	2,720
Q86229	Private medical, dental and other health activities, n.e.c.	550	1,260,189	482,826	19,094	87,956
Q86900	Other human health activities	58	99,359	21,604	314	4,930
Q87201	Rehabilitation of people addicted to drugs or alcohol	17	124,433	31,740	2,872	4,704
Q87202	Caring for the mentally and physically handicapped	11	52,533	13,763	436	1,683
Q87901	Child care services	23	311,933	113,458	7,481	22,773
Q87903	Caring for the aged and orphans	13	94,541	32,552	716	8,304
Q87909	Other residential care activities, n.e.c.	13	151,086	28,615	3,173	6,213
Q88103	Vocational rehabilitation and habilitation activities for disabled adults	s	s	s	s	s
Q88901	Welfare and guidance counseling activities for children and adolescents	10	232,852	110,018	643	3,593
Q88902	Child-care activities (including for the handicapped)	10	126,804	74,294	1,546	4,557
Q88904	Charitable activities	53	1,040,690	816,606	4,618	22,269
Q88909	Other social work activities without accommodation, n.e.c.	28	282,014	101,541	2,977	6,642

2009 PSIC Code	Industry Description	Cost					
		Industrial Services Done by Others	Non-Industrial Services Done by Others	Interest Expense	Goods Purchased for Resale	Taxes on Product and Production	Research and Experimental Development
		(6)	(7)	(8)	(9)	(10)	(11)
<b>Philippines</b>		<b>2,209,073</b>	<b>9,639,421</b>	<b>875,174</b>	<b>7,162,738</b>	<b>679,023</b>	<b>147,720</b>
Q86121	Private general hospitals activities	1,432,892	5,975,176	762,419	6,156,822	370,191	57,485
Q86122	Private sanitaria and other similar activities	4,726	16,698	-	3,177	2,370	326
Q86123	Private mental health and substance abuse hospitals	s	s	s	s	s	s
Q86221	Private medical activities	648,661	2,495,118	79,494	968,725	230,576	6,557
Q86222	Private dental and laboratory services	18,015	114,564	20	2,889	10,083	37
Q86223	Child care clinics	258	5,669	424	1,425	622	-
Q86229	Private medical, dental and other health activities, n.e.c.	28,380	412,469	11,318	11,651	41,047	229
Q86900	Other human health activities	19,254	34,455	-	3,568	2,947	344
Q87201	Rehabilitation of people addicted to drugs or alcohol	6,574	67,413	40	-	2,324	-
Q87202	Caring for the mentally and physically handicapped	126	34,578	-	-	298	-
Q87901	Child care services	6,107	84,434	2,612	-	616	-
Q87903	Caring for the aged and orphans	4,097	12,680	406	-	354	-
Q87909	Other residential care activities, n.e.c.	2,552	91,248	2,010	-	2,134	243
Q88103	Vocational rehabilitation and habilitation activities for disabled adults	s	s	s	s	s	s
Q88901	Welfare and guidance counseling activities for children and adolescents	-	18,682	-	10	139	81,435
Q88902	Child-care activities (including for the handicapped)	291	37,365	-	-	276	-
Q88904	Charitable activities	33,630	132,041	1,031	-	7,348	60
Q88909	Other social work activities without accommodation, n.e.c.	3,293	96,578	15,398	9,260	5,624	1,000



TABLE 5 Number of Establishments and Cost by Type for Human Health and Social Work Activities Establishments for All Employment Sizes  
by Industry Sub-Class: Philippines, 2010 (Concluded)

(Value in thousand pesos. Details may not add-up to total due to rounding and/or statistical disclosure control)

2009 PSIC Code	Industry Description	Cost						
		Environmental Protection Expense	Royalty Fee	Franchise Fee	Foreign Exchange Losses	Bad and Doubtful Debts	Depreciation of Fixed Assets	Other Cost
		(12)	(13)	(14)	(15)	(16)	(17)	(18)
<b>Philippines</b>		<b>37,824</b>	<b>-</b>	<b>1,186</b>	<b>16,054</b>	<b>696,536</b>	<b>5,850,109</b>	<b>1,357,374</b>
Q86121	Private general hospitals activities	33,158	-	444	6,975	629,548	4,838,080	1,272,633
Q86122	Private sanitaria and other similar activities	78	-	-	-	-	8,753	842
Q86123	Private mental health and substance abuse hospitals	s	s	s	s	s	s	s
Q86221	Private medical activities	3,869	-	741	3,454	38,211	623,577	47,512
Q86222	Private dental and laboratory services	-	-	-	-	931	26,797	3,441
Q86223	Child care clinics	-	-	-	-	-	2,050	-
Q86229	Private medical, dental and other health activities, n.e.c.	567	-	-	-	881	158,187	5,584
Q86900	Other human health activities	-	-	-	-	64	11,879	-
Q87201	Rehabilitation of people addicted to drugs or alcohol	-	-	-	-	-	6,893	1,873
Q87202	Caring for the mentally and physically handicapped	-	-	-	18	201	1,242	190
Q87901	Child care services	61	-	-	109	22,431	51,377	472
Q87903	Caring for the aged and orphans	-	-	-	-	-	34,730	700
Q87909	Other residential care activities, n.e.c.	-	-	-	1,544	706	9,496	3,153
Q88103	Vocational rehabilitation and habilitation activities for disabled adults	s	s	s	s	s	s	s
Q88901	Welfare and guidance counseling activities for children and adolescents	-	-	-	701	-	3,681	13,950
Q88902	Child-care activities (including for the handicapped)	-	-	-	1,347	-	6,098	1,029
Q88904	Charitable activities	90	-	-	1,454	150	17,164	4,228
Q88909	Other social work activities without accommodation, n.e.c.	-	-	-	452	3,412	34,418	1,418

TABLE 5.1 Number of Establishments and Cost of Industrial Services Done by Others for Human Health and Social Work Activities Establishments  
for All Employment Sizes by Industry Sub-Class: Philippines, 2010

(Value in thousand pesos. Details may not add-up to total due to rounding and/or statistical disclosure control)

2009 PSIC Code	Industry Description	Number of Establishments	Industrial Services Done by Others		
			Total	Contract and Commission Work	Other Industrial Services
		(1)	(2)	(3)	(4)
<b>Philippines</b>		<b>4,451</b>	<b>2,209,073</b>	<b>-</b>	<b>2,209,073</b>
Q86121	Private general hospitals activities	792	1,432,892	-	1,432,892
Q86122	Private sanitaria and other similar activities	76	4,726	-	4,726
Q86123	Private mental health and substance abuse hospitals	s	s	s	s
Q86221	Private medical activities	2,263	648,661	-	648,661
Q86222	Private dental and laboratory services	491	18,015	-	18,015
Q86223	Child care clinics	38	258	-	258
Q86229	Private medical, dental and other health activities, n.e.c.	550	28,380	-	28,380
Q86900	Other human health activities	58	19,254	-	19,254
Q87201	Rehabilitation of people addicted to drugs or alcohol	17	6,574	-	6,574
Q87202	Caring for the mentally and physically handicapped	11	126	-	126
Q87901	Child care services	23	6,107	-	6,107
Q87903	Caring for the aged and orphans	13	4,097	-	4,097
Q87909	Other residential care activities, n.e.c.	13	2,552	-	2,552
Q88103	Vocational rehabilitation and habilitation activities for disabled adults	s	s	s	s
Q88901	Welfare and guidance counseling activities for children and adolescents	10	-	-	-
Q88902	Child-care activities (including for the handicapped)	10	291	-	291
Q88904	Charitable activities	53	33,630	-	33,630
Q88909	Other social work activities without accommodation, n.e.c.	28	3,293	-	3,293

s - Data suppressed

TABLE 5.2 Number of Establishments and Cost of Non-Industrial Services Done by Others for Human Health and Social Work Activities Establishments and for All Employment Sizes by Industry Sub-Class: Philippines, 2010

(Value in thousand pesos. Details may not add-up to total due to rounding and/or statistical disclosure control)

2009 PSIC Code	Industry Description	Number of Establishments	Non-Industrial Services Done by Others				
			Total	Rent Expense for Land	Rental Expense for Building and Structures	Other Rental Expense	Other Non- Industrial Services
		(1)	(2)	(3)	(4)	(5)	(6)
	Philippines	4,451	9,626,671	214,060	1,472,229	205,145	7,735,238
Q86121	Private general hospitals activities	792	5,962,426	179,687	101,425	159,404	5,521,911
Q86122	Private sanitaria and other similar activities	76	16,698	750	2,828	87	13,033
Q86123	Private mental health and substance abuse hospitals	s	s	s	s	s	s
Q86221	Private medical activities	2,263	2,495,118	20,421	1,079,174	29,910	1,365,613
Q86222	Private dental and laboratory services	491	114,564	8,468	63,537	-	42,559
Q86223	Child care clinics	38	5,669	-	1,386	-	4,283
Q86229	Private medical, dental and other health activities, n.e.c.	550	412,469	4,416	149,825	6,489	251,739
Q86900	Other human health activities	58	34,455	-	8,220	50	26,184
Q87201	Rehabilitation of people addicted to drugs or alcohol	17	67,413	-	7,499	43	59,871
Q87202	Caring for the mentally and physically handicapped	11	34,578	305	1,192	-	33,081
Q87901	Child care services	23	84,434	-	7,604	-	76,830
Q87903	Caring for the aged and orphans	13	12,680	-	5,459	-	7,221
Q87909	Other residential care activities, n.e.c.	13	91,248	-	8,805	79	82,364
Q88103	Vocational rehabilitation and habilitation activities for disabled adults	s	s	s	s	s	s
Q88901	Welfare and guidance counseling activities for children and adolescents	10	18,682	-	3,393	9,078	6,211
Q88902	Child-care activities (including for the handicapped)	10	37,365	12	959	-	36,395
Q88904	Charitable activities	53	132,041	-	16,232	-	115,809
Q88909	Other social work activities without accommodation, n.e.c.	28	96,578	-	10,096	5	86,477

TABLE 6 Number of Establishments and Capital Expenditures of Tangible Fixed Assets by Type for Human Health and Social Work Activities Establishments for All Employment Sizes by Industry Sub-Class: Philippines, 2010

(Value in thousand pesos. Details may not add-up to total due to rounding and/or statistical disclosure control)

2009 PSIC Code	Industry Description	Number of Establishments	Capital Expenditures of Tangible Fixed Assets			
			Total	Land	Buildings, Other Structures and Land Improvements	Transport Equipment
		(1)	(2)	(3)	(4)	(5)
Philippines		4,451	10,276,411	301,225	4,904,935	424,368
Q86121	Private general hospitals activities	792	4,956,389	292,949	1,570,031	358,513
Q86122	Private sanitaria and other similar activities	76	3,440	-	-	1,448
Q86123	Private mental health and substance abuse hospitals	s	s	s	s	s
Q86221	Private medical activities	2,263	5,038,168	4,170	3,276,527	30,306
Q86222	Private dental and laboratory services	491	931	-	-	-
Q86223	Child care clinics	38	13,875	-	130	12,250
Q86229	Private medical, dental and other health activities, n.e.c.	550	177,890	35	34,814	11,966
Q86900	Other human health activities	58	13,777	-	2,503	-
Q87201	Rehabilitation of people addicted to drugs or alcohol	17	3,431	-	733	170
Q87202	Caring for the mentally and physically handicapped	11	1,729	-	327	1,136
Q87901	Child care services	23	30,007	35	14,146	4,735
Q87903	Caring for the aged and orphans	13	-	-	-	-
Q87909	Other residential care activities, n.e.c.	13	12,643	3,821	2,695	432
Q88103	Vocational rehabilitation and habilitation activities for disabled adults	s	s	s	s	s
Q88901	Welfare and guidance counseling activities for children and adolescents	10	395	-	-	-
Q88902	Child-care activities (including for the handicapped)	10	4,227	-	1,461	-
Q88904	Charitable activities	53	5,817	215	756	2,379
Q88909	Other social work activities without accommodation, n.e.c.	28	13,584	-	813	1,034

TABLE 6 Number of Establishments and Capital Expenditures of Tangible Fixed Assets by Type for Human Health and Social Work Activities Establishments for All Employment Sizes by Industry Sub-Class: Philippines, 2010

(Value in thousand pesos. Details may not add-up to total due to rounding and/or statistical disclosure control)

2009 PSIC Code	Industry Description	Capital Expenditures of Tangible Fixed Assets			
		ICT Machinery and Equipment	Other Machinery and Equipment	Valuables	Other Tangible Fixed Assets
		(6)	(7)	(8)	(9)
<b>Philippines</b>		<b>842,828</b>	<b>3,779,420</b>	<b>171</b>	<b>23,464</b>
Q86121	Private general hospitals activities	692,607	2,027,907	171	14,211
Q86122	Private sanitaria and other similar activities	152	1,840	-	-
Q86123	Private mental health and substance abuse hospitals	s	s	s	s
Q86221	Private medical activities	114,918	1,602,995	-	9,252
Q86222	Private dental and laboratory services	-	931	-	-
Q86223	Child care clinics	1,050	446	-	-
Q86229	Private medical, dental and other health activities, n.e.c.	20,196	110,880	-	-
Q86900	Other human health activities	3,772	7,502	-	-
Q87201	Rehabilitation of people addicted to drugs or alcohol	1,779	750	-	-
Q87202	Caring for the mentally and physically handicapped	259	7	-	-
Q87901	Child care services	3,069	8,022	-	-
Q87903	Caring for the aged and orphans	-	-	-	-
Q87909	Other residential care activities, n.e.c.	1,323	4,373	-	-
Q88103	Vocational rehabilitation and habilitation activities for disabled adults	s	s	s	s
Q88901	Welfare and guidance counseling activities for children and adolescents	395	-	-	-
Q88902	Child-care activities (including for the handicapped)	171	2,595	-	-
Q88904	Charitable activities	992	1,475	-	-
Q88909	Other social work activities without accommodation, n.e.c.	2,038	9,698	-	-

TABLE 6.1 Number of Establishments and Capital Expenditures for Tangible Fixed Assets by Mode of Acquisition for Human Health and Social Work Activities Establishments for All Employment Sizes by Industry Sub-Class: Philippines, 2010

(Value in thousand pesos. Details may not add-up to total due to rounding and/or statistical disclosure control)

2009 PSIC Code	Industry Description	Number of Establishments	Capital Expenditures for Tangible Fixed Assets by Mode of Acquisition				
			Total	New Fixed Assets	Major Alterations and Improvements on Tangible Fixed Assets	Land and Used Fixed Assets	Tangible Fixed Produced on Own Account
		(1)	(2)	(3)	(4)	(5)	(6)
Philippines		4,451	10,276,411	8,189,309	1,785,878	301,225	-
Q86121	Private general hospitals activities	792	4,956,389	3,131,029	1,532,410	292,949	-
Q86122	Private sanitaria and other similar activities	76	3,440	3,440	-	-	-
Q86123	Private mental health and substance abuse hospitals	s	s	s	s	s	s
Q86221	Private medical activities	2,263	5,038,168	4,836,883	197,115	4,170	-
Q86222	Private dental and laboratory services	491	931	931	-	-	-
Q86223	Child care clinics	38	13,875	13,746	130	-	-
Q86229	Private medical, dental and other health activities, n.e.c.	550	177,890	143,041	34,814	35	-
Q86900	Other human health activities	58	13,777	13,298	479	-	-
Q87201	Rehabilitation of people addicted to drugs or alcohol	17	3,431	2,698	733	-	-
Q87202	Caring for the mentally and physically handicapped	11	1,729	1,402	327	-	-
Q87901	Child care services	23	30,007	15,827	14,146	35	-
Q87903	Caring for the aged and orphans	13	-	-	-	-	-
Q87909	Other residential care activities, n.e.c.	13	12,643	6,128	2,695	3,821	-
Q88103	Vocational rehabilitation and habilitation activities for disabled adults	s	s	s	s	s	s
Q88901	Welfare and guidance counseling activities for children and adolescents	10	395	395	-	-	-
Q88902	Child-care activities (including for the handicapped)	10	4,227	2,766	1,461	-	-
Q88904	Charitable activities	53	5,817	4,846	756	215	-
Q88909	Other social work activities without accommodation, n.e.c.	28	13,584	12,770	813	-	-

s - Data suppressed

TABLE 6.2 Number of Establishments and Capital Expenditures for Intangible Assets by Type for Human Health and Social Work Activities Establishments  
for All Employment Sizes by Industry Sub-Class: Philippines, 2010

(Value in thousand pesos. Details may not add-up to total due to rounding and/or statistical disclosure control)

2009 PSIC Code	Industry Description	Number of Establishments	Capital Expenditures for Intangible Assets				
			Total	Intangible Non- Produced Assets	Computer Software and Data Bases	Entertainment, Literary and Artistic Originals	Other Intangible Assets
		(1)	(2)	(3)	(4)	(5)	(6)
Philippines		4,451	24,900	579	23,928	272	121
Q86121	Private general hospitals activities	792	19,393	500	18,685	87	121
Q86122	Private sanitaria and other similar activities	76	-	-	-	-	-
Q86123	Private mental health and substance abuse hospitals	s	s	s	s	s	s
Q86221	Private medical activities	2,263	229	79	150	-	-
Q86222	Private dental and laboratory services	491	-	-	-	-	-
Q86223	Child care clinics	38	-	-	-	-	-
Q86229	Private medical, dental and other health activities, n.e.c.	550	1,400	-	1,400	-	-
Q86900	Other human health activities	58	-	-	-	-	-
Q87201	Rehabilitation of people addicted to drugs or alcohol	17	56	-	56	-	-
Q87202	Caring for the mentally and physically handicapped	11	11	-	3	7	-
Q87901	Child care services	23	5	-	5	-	-
Q87903	Caring for the aged and orphans	13	-	-	-	-	-
Q87909	Other residential care activities, n.e.c.	13	-	-	-	-	-
Q88103	Vocational rehabilitation and habilitation activities for disabled adults	s	s	s	s	s	s
Q88901	Welfare and guidance counseling activities for children and adolescents	10	-	-	-	-	-
Q88902	Child-care activities (including for the handicapped)	10	-	-	-	-	-
Q88904	Charitable activities	53	-	-	-	-	-
Q88909	Other social work activities without accommodation, n.e.c.	28	3,807	-	3,630	177	-

TABLE 7 Number of Establishments and Gross Additions to Tangible Fixed Assets for Human Health and Social Work Activities Establishments  
for All Employment Sizes by Industry Sub-Class: Philippines, 2010

(Value in thousand pesos. Details may not add-up to total due to rounding and/or statistical disclosure control)

2009 PSIC Code	Industry Description	Number of Establishments	Gross Additions to Tangible Fixed Assets	Capital Expenditures for Tangible Fixed Assets	Sale of Tangible Fixed Assets
		(1)	(2)	(3)	(4)
	Philippines	4,451	10,132,446	10,276,411	143,965
Q86121	Private general hospitals activities	792	4,835,687	4,956,389	120,702
Q86122	Private sanitaria and other similar activities	76	3,440	3,440	-
Q86123	Private mental health and substance abuse hospitals	s	s	s	s
Q86221	Private medical activities	2,263	5,016,747	5,038,168	21,422
Q86222	Private dental and laboratory services	491	931	931	-
Q86223	Child care clinics	38	13,875	13,875	-
Q86229	Private medical, dental and other health activities, n.e.c.	550	177,890	177,890	-
Q86900	Other human health activities	58	13,777	13,777	-
Q87201	Rehabilitation of people addicted to drugs or alcohol	17	3,431	3,431	-
Q87202	Caring for the mentally and physically handicapped	11	1,729	1,729	-
Q87901	Child care services	23	30,007	30,007	-
Q87903	Caring for the aged and orphans	13	-	-	-
Q87909	Other residential care activities, n.e.c.	13	11,330	12,643	1,314
Q88103	Vocational rehabilitation and habilitation activities for disabled adults	s	s	s	s
Q88901	Welfare and guidance counseling activities for children and adolescents	10	395	395	-
Q88902	Child-care activities (including for the handicapped)	10	4,227	4,227	-
Q88904	Charitable activities	53	5,817	5,817	-
Q88909	Other social work activities without accommodation, n.e.c.	28	13,055	13,584	528

s - Data suppressed

TABLE 7.1 Number of Establishments and Sale of Tangible Fixed Assets by Type for Human Health and Social Work Activities Establishments  
for All Employment Sizes by Industry Sub-Class: Philippines, 2010

(Value in thousand pesos. Details may not add-up to total due to rounding and/or statistical disclosure control)

2009 PSIC Code	Industry Description	Number of Establishments	Sale of Tangible Fixed Assets			
			Total	Land	Buildings, Other Structures and Land Improvements	Transport Equipment
			(1)	(2)	(3)	(4)
	Philippines	4,451	143,965	-	180	27,591
Q86121	Private general hospitals activities	792	120,702	-	180	4,418
Q86122	Private sanitaria and other similar activities	76	-	-	-	-
Q86123	Private mental health and substance abuse hospitals	s	s	s	s	s
Q86221	Private medical activities	2,263	21,422	-	-	21,332
Q86222	Private dental and laboratory services	491	-	-	-	-
Q86223	Child care clinics	38	-	-	-	-
Q86229	Private medical, dental and other health activities, n.e.c.	550	-	-	-	-
Q86900	Other human health activities	58	-	-	-	-
Q87201	Rehabilitation of people addicted to drugs or alcohol	17	-	-	-	-
Q87202	Caring for the mentally and physically handicapped	11	-	-	-	-
Q87901	Child care services	23	-	-	-	-
Q87903	Caring for the aged and orphans	13	-	-	-	-
Q87909	Other residential care activities, n.e.c.	13	1,314	-	-	1,314
Q88103	Vocational rehabilitation and habilitation activities for disabled adults	s	s	s	s	s
Q88901	Welfare and guidance counseling activities for children and adolescents	10	-	-	-	-
Q88902	Child-care activities (including for the handicapped)	10	-	-	-	-
Q88904	Charitable activities	53	-	-	-	-
Q88909	Other social work activities without accommodation, n.e.c.	28	528	-	-	528

2009 PSIC Code	Industry Description	Sale of Tangible Fixed Assets			
		ICT Machinery and Equipment	Other Machinery and Equipment	Valuables	Other Tangible Fixed Assets
		(6)	(7)	(8)	(9)
	Philippines	12,520	103,664	-	9
Q86121	Private general hospitals activities	12,520	103,574	-	9
Q86122	Private sanitaria and other similar activities	-	-	-	-
Q86123	Private mental health and substance abuse hospitals	s	s	s	s
Q86221	Private medical activities	-	90	-	-
Q86222	Private dental and laboratory services	-	-	-	-
Q86223	Child care clinics	-	-	-	-
Q86229	Private medical, dental and other health activities, n.e.c.	-	-	-	-
Q86900	Other human health activities	-	-	-	-
Q87201	Rehabilitation of people addicted to drugs or alcohol	-	-	-	-
Q87202	Caring for the mentally and physically handicapped	-	-	-	-
Q87901	Child care services	-	-	-	-
Q87903	Caring for the aged and orphans	-	-	-	-
Q87909	Other residential care activities, n.e.c.	-	-	-	-
Q88103	Vocational rehabilitation and habilitation activities for disabled adults	s	s	s	s
Q88901	Welfare and guidance counseling activities for children and adolescents	-	-	-	-
Q88902	Child-care activities (including for the handicapped)	-	-	-	-
Q88904	Charitable activities	-	-	-	-
Q88909	Other social work activities without accommodation, n.e.c.	-	-	-	-

s - Data suppressed

TABLE 7.2 Number of Establishments and Losses and Damages to Tangible Fixed Assets by Type for Human Health and Social Work Activities Establishments for All Employment Sizes by Industry Sub-Class: Philippines, 2010

(Value in thousand pesos. Details may not add-up to total due to rounding and/or statistical disclosure control)

2009 PSIC Code	Industry Description	Number of Establishments	Losses and Damages to Tangible Fixed Assets			
			Total	Land	Buildings, Other Structures and Land Improvements	Transport Equipment
		(1)	(2)	(3)	(4)	(5)
	Philippines	4,451	16,393	-	3,000	2,886
Q86121	Private general hospitals activities	792	3,783	-	3,000	51
Q86122	Private sanitaria and other similar activities	76	-	-	-	-
Q86123	Private mental health and substance abuse hospitals	s	s	s	s	s
Q86221	Private medical activities	2,263	11,980	-	-	2,835
Q86222	Private dental and laboratory services	491	-	-	-	-
Q86223	Child care clinics	38	-	-	-	-
Q86229	Private medical, dental and other health activities, n.e.c.	550	-	-	-	-
Q86900	Other human health activities	58	-	-	-	-
Q87201	Rehabilitation of people addicted to drugs or alcohol	17	-	-	-	-
Q87202	Caring for the mentally and physically handicapped	11	-	-	-	-
Q87901	Child care services	23	-	-	-	-
Q87903	Caring for the aged and orphans	13	-	-	-	-
Q87909	Other residential care activities, n.e.c.	13	-	-	-	-
Q88103	Vocational rehabilitation and habilitation activities for disabled adults	s	s	s	s	s
Q88901	Welfare and guidance counseling activities for children and adolescents	10	-	-	-	-
Q88902	Child-care activities (including for the handicapped)	10	630	-	-	-
Q88904	Charitable activities	53	-	-	-	-
Q88909	Other social work activities without accommodation, n.e.c.	28	-	-	-	-

2009 PSIC Code	Industry Description	Losses and Damages to Tangible Fixed Assets			
		ICT Machinery and Equipment	Other Machinery and Equipment	Valuables	Other Tangible Fixed Assets
		(6)	(7)	(8)	(9)
	Philippines	7,770	2,395	-	342
Q86121	Private general hospitals activities	100	632	-	-
Q86122	Private sanitaria and other similar activities	-	-	-	-
Q86123	Private mental health and substance abuse hospitals	s	s	s	s
Q86221	Private medical activities	7,670	1,133	-	342
Q86222	Private dental and laboratory services	-	-	-	-
Q86223	Child care clinics	-	-	-	-
Q86229	Private medical, dental and other health activities, n.e.c.	-	-	-	-
Q86900	Other human health activities	-	-	-	-
Q87201	Rehabilitation of people addicted to drugs or alcohol	-	-	-	-
Q87202	Caring for the mentally and physically handicapped	-	-	-	-
Q87901	Child care services	-	-	-	-
Q87903	Caring for the aged and orphans	-	-	-	-
Q87909	Other residential care activities, n.e.c.	-	-	-	-
Q88103	Vocational rehabilitation and habilitation activities for disabled adults	s	s	s	s
Q88901	Welfare and guidance counseling activities for children and adolescents	-	-	-	-
Q88902	Child-care activities (including for the handicapped)	-	630	-	-
Q88904	Charitable activities	-	-	-	-
Q88909	Other social work activities without accommodation, n.e.c.	-	-	-	-

s - Data suppressed

TABLE 8 Number of Establishments and Book Value of Tangible Fixed Assets by Type for Human Health and Social Work Activities Establishments for All Employment Sizes by Industry Sub-Class: Philippines, 2010

(Value in thousand pesos. Details may not add-up to total due to rounding and/or statistical disclosure control)

2009 PSIC Code	Industry Description	Number of Establishments	Book Value of Tangible Fixed Assets			
			Total	Land	Buildings, Other Structures and Land Improvements	Transport Equipment
		(1)	(2)	(3)	(4)	(5)
<b>Philippines</b>		<b>4,451</b>	<b>77,997,629</b>	<b>9,100,617</b>	<b>38,659,500</b>	<b>2,819,890</b>
Q86121	Private general hospitals activities	792	60,271,948	6,699,792	29,873,991	1,980,614
Q86122	Private sanitaria and other similar activities	76	80,808	768	31,696	11,179
Q86123	Private mental health and substance abuse hospitals	s	s	s	s	s
Q86221	Private medical activities	2,263	14,530,763	1,837,359	7,410,966	585,170
Q86222	Private dental and laboratory services	491	305,555	40,975	71,078	68,869
Q86223	Child care clinics	38	34,455	1,299	10,733	16,083
Q86229	Private medical, dental and other health activities, n.e.c.	550	861,166	80,054	197,498	58,752
Q86900	Other human health activities	58	191,681	26,280	105,818	325
Q87201	Rehabilitation of people addicted to drugs or alcohol	17	42,633	150	14,326	3,485
Q87202	Caring for the mentally and physically handicapped	11	23,969	4,745	13,617	2,700
Q87901	Child care services	23	284,263	51,853	179,709	10,440
Q87903	Caring for the aged and orphans	13	558,397	205,247	350,948	997
Q87909	Other residential care activities, n.e.c.	13	69,436	13,608	25,320	5,769
Q88103	Vocational rehabilitation and habilitation activities for disabled adults	s	s	s	s	s
Q88901	Welfare and guidance counseling activities for children and adolescents	10	16,660	245	1,998	1,537
Q88902	Child-care activities (including for the handicapped)	10	104,950	17,387	59,551	3,172
Q88904	Charitable activities	53	271,450	83,761	123,259	38,748
Q88909	Other social work activities without accommodation, n.e.c.	28	287,321	29,880	143,247	29,301

2009 PSIC Code	Industry Description	Book Value of Tangible Fixed Assets			
		ICT Machinery and Equipment	Other Machinery and Equipment	Valuables	Other Tangible Fixed Assets
		(6)	(7)	(8)	(9)
<b>Philippines</b>		<b>11,935,424</b>	<b>15,203,946</b>	<b>160,713</b>	<b>117,540</b>
Q86121	Private general hospitals activities	10,688,838	10,831,326	105,308	92,079
Q86122	Private sanitaria and other similar activities	3,494	33,671	-	-
Q86123	Private mental health and substance abuse hospitals	s	s	s	s
Q86221	Private medical activities	978,285	3,645,936	55,334	17,714
Q86222	Private dental and laboratory services	28,428	96,205	-	-
Q86223	Child care clinics	1,201	5,089	50	-
Q86229	Private medical, dental and other health activities, n.e.c.	128,517	394,860	20	1,464
Q86900	Other human health activities	48,409	10,849	-	-
Q87201	Rehabilitation of people addicted to drugs or alcohol	4,429	20,243	-	-
Q87202	Caring for the mentally and physically handicapped	1,257	1,650	-	-
Q87901	Child care services	15,566	26,695	-	-
Q87903	Caring for the aged and orphans	20	1,185	-	-
Q87909	Other residential care activities, n.e.c.	5,670	19,068	-	-
Q88103	Vocational rehabilitation and habilitation activities for disabled adults	s	s	s	s
Q88901	Welfare and guidance counseling activities for children and adolescents	11,009	1,871	-	-
Q88902	Child-care activities (including for the handicapped)	2,905	21,935	-	-
Q88904	Charitable activities	10,913	14,768	1	-
Q88909	Other social work activities without accommodation, n.e.c.	4,678	73,933	-	6,283

s - Data suppressed

TABLE 8.1 Number of Establishments and Book Value of Intangible Assets by Type for Human Health and Social Work Activities Establishments  
for All Employment Sizes by Industry Sub-Class: Philippines, 2010

(Value in thousand pesos. Details may not add-up to total due to rounding and/or statistical disclosure control)

2009 PSIC Code	Industry Description	Number of Establishments	Intangible Assets as of December 31				
			Total	Intangible Non-Produced Assets	Computer Software and Data Bases	Entertainment, Literary and Artistic Originals	Other Intangible Assets
			(1)	(2)	(3)	(4)	(5)
	Philippines	4,451	304,927	9,013	264,866	610	30,438
Q86121	Private general hospitals activities	792	248,318	8,141	216,278	226	23,673
Q86122	Private sanitaria and other similar activities	76	8,077	-	1,311	-	6,766
Q86123	Private mental health and substance abuse hospitals	s	s	s	s	s	s
Q86221	Private medical activities	2,263	40,118	572	39,547	-	-
Q86222	Private dental and laboratory services	491	-	-	-	-	-
Q86223	Child care clinics	38	-	-	-	-	-
Q86229	Private medical, dental and other health activities, n.e.c.	550	1,748	-	1,748	-	-
Q86900	Other human health activities	58	1,020	-	1,020	-	-
Q87201	Rehabilitation of people addicted to drugs or alcohol	17	997	-	997	-	-
Q87202	Caring for the mentally and physically handicapped	11	34	-	27	7	-
Q87901	Child care services	23	305	-	105	200	-
Q87903	Caring for the aged and orphans	13	40	-	40	-	-
Q87909	Other residential care activities, n.e.c.	13	31	-	31	-	-
Q88103	Vocational rehabilitation and habilitation activities for disabled adults	s	s	s	s	s	s
Q88901	Welfare and guidance counseling activities for children and adolescents	10	-	-	-	-	-
Q88902	Child-care activities (including for the handicapped)	10	-	-	-	-	-
Q88904	Charitable activities	53	400	300	100	-	-
Q88909	Other social work activities without accommodation, n.e.c.	28	3,839	-	3,662	177	-

s - Data suppressed

TABLE 9 Number of Establishments and Value of Inventories by Type for Human Health and Social Work Activities Establishments  
for All Employment Sizes by Industry Sub-Class: Philippines, 2010

(Value in thousand pesos. Details may not add-up to total due to rounding and/or statistical disclosure control)

2009 PSIC Code	Industry Description	Number of Establishments	Inventories as of January 1				
			Total	Materials and Supplies	Fuels, Lubricants, Oils and Greases	Goods for Resale	Other Inventories
		(1)	(2)	(3)	(4)	(5)	(6)
	<b>Philippines</b>	<b>4,451</b>	<b>4,072,669</b>	<b>2,458,532</b>	<b>9,461</b>	<b>1,604,676</b>	<b>-</b>
Q86121	Private general hospitals activities	792	2,884,684	1,813,057	5,331	1,066,296	-
Q86122	Private sanitaria and other similar activities	76	9,640	3,400	9	6,232	-
Q86123	Private mental health and substance abuse hospitals	\$	\$	\$	\$	\$	\$
Q86221	Private medical activities	2,263	1,088,978	555,064	3,917	529,997	-
Q86222	Private dental and laboratory services	491	6,214	5,827	37	350	-
Q86223	Child care clinics	38	1,900	1,900	-	-	-
Q86229	Private medical, dental and other health activities, n.e.c.	550	45,121	44,519	20	582	-
Q86900	Other human health activities	58	9,414	8,203	-	1,211	-
Q87201	Rehabilitation of people addicted to drugs or alcohol	17	-	-	-	-	-
Q87202	Caring for the mentally and physically handicapped	11	146	112	34	-	-
Q87901	Child care services	23	102	28	74	-	-
Q87903	Caring for the aged and orphans	13	878	878	-	-	-
Q87909	Other residential care activities, n.e.c.	13	1,331	1,331	-	-	-
Q88103	Vocational rehabilitation and habilitation activities for disabled adults	\$	\$	\$	\$	\$	\$
Q88901	Welfare and guidance counseling activities for children and adolescents	10	1,934	1,927	-	7	-
Q88902	Child-care activities (including for the handicapped)	10	2,745	2,745	-	-	-
Q88904	Charitable activities	53	2,286	2,286	-	-	-
Q88909	Other social work activities without accommodation, n.e.c.	28	17,014	16,973	40	-	-



TABLE 9 Number of Establishments and Value of Inventories by Type for Human Health and Social Work Activities Establishments  
for All Employment Sizes by Industry Sub-Class: Philippines, 2010

(Value in thousand pesos. Details may not add-up to total due to rounding and/or statistical disclosure control)

2009 PSIC Code	Industry Description	Inventories as of December 31				
		Total	Materials and Supplies	Fuels, Lubricants, Oils and Greases	Goods for Resale	Other Inventories
		(7)	(8)	(9)	(10)	(11)
<b>Philippines</b>		<b>4,709,046</b>	<b>2,824,185</b>	<b>11,875</b>	<b>1,872,987</b>	<b>-</b>
Q86121	Private general hospitals activities	3,375,699	2,045,680	5,301	1,324,718	-
Q86122	Private sanitaria and other similar activities	11,296	4,097	17	7,182	-
Q86123	Private mental health and substance abuse hospitals	s	s	s	s	s
Q86221	Private medical activities	1,206,097	663,869	5,469	536,759	-
Q86222	Private dental and laboratory services	11,977	10,290	1,006	681	-
Q86223	Child care clinics	2,568	1,528	-	1,040	-
Q86229	Private medical, dental and other health activities, n.e.c.	39,021	38,601	20	399	-
Q86900	Other human health activities	9,569	8,242	-	1,327	-
Q87201	Rehabilitation of people addicted to drugs or alcohol	-	-	-	-	-
Q87202	Caring for the mentally and physically handicapped	325	285	40	-	-
Q87901	Child care services	910	14	18	878	-
Q87903	Caring for the aged and orphans	398	398	-	-	-
Q87909	Other residential care activities, n.e.c.	3,959	3,959	-	-	-
Q88103	Vocational rehabilitation and habilitation activities for disabled adults	s	s	s	s	s
Q88901	Welfare and guidance counseling activities for children and adolescents	1,874	1,871	-	3	-
Q88902	Child-care activities (including for the handicapped)	2,441	2,441	-	-	-
Q88904	Charitable activities	29,641	29,641	-	-	-
Q88909	Other social work activities without accommodation, n.e.c.	12,821	12,818	3	-	-

s - Data suppressed

TABLE 10 Number of Reporting Establishments and Nationality with Highest Capital Participation Rate as of December 31 for Human Health and Social Work Activities  
Establishments for All Employment Sizes by Industry Sub-Class: Philippines, 2010

(An establishment with equal capital participation rate may be reported several times)

2009 PSIC Code	Industry Description	Number of Reporting Establishments	Nationality with Highest Capital Participation Rate				
			Filipino	American	British	Chinese	German
		(1)	(2)	(3)	(4)	(5)	(6)
	<b>Philippines</b>	<b>671</b>	<b>664</b>	<b>1</b>	<b>-</b>	<b>1</b>	<b>-</b>
Q86121	Private general hospitals activities	350	350	-	-	-	-
Q86122	Private sanitaria and other similar activities	8	8	-	-	-	-
Q86123	Private mental health and substance abuse hospitals	s	s	s	s	s	s
Q86221	Private medical activities	139	137	-	-	1	-
Q86222	Private dental and laboratory services	30	30	-	-	-	-
Q86223	Child care clinics	6	6	-	-	-	-
Q86229	Private medical, dental and other health activities, n.e.c.	45	45	-	-	-	-
Q86900	Other human health activities	8	8	-	-	-	-
Q87201	Rehabilitation of people addicted to drugs or alcohol	7	6	-	-	-	-
Q87202	Caring for the mentally and physically handicapped	10	10	-	-	-	-
Q87901	Child care services	13	10	1	-	-	-
Q87903	Caring for the aged and orphans	7	7	-	-	-	-
Q87909	Other residential care activities, n.e.c.	8	7	-	-	-	-
Q88103	Vocational rehabilitation and habilitation activities for disabled adults	s	s	s	s	s	s
Q88901	Welfare and guidance counseling activities for children and adolescents	5	5	-	-	-	-
Q88902	Child-care activities (including for the handicapped)	9	9	-	-	-	-
Q88904	Charitable activities	13	13	-	-	-	-
Q88909	Other social work activities without accommodation, n.e.c.	8	8	-	-	-	-

TABLE 10 Number of Reporting Establishments and Nationality with Highest Capital Participation Rate as of December 31 for Human Health and Social Work Activities  
Establishments for All Employment Sizes by Industry Sub-Class: Philippines, 2010

(An establishment with equal capital participation rate may be reported several times)

2009 PSIC Code	Industry Description	Nationality with Highest Capital Participation Rate				
		Japanese	Korean	Singaporean	Taiwanese	Others
		(7)	(8)	(9)	(10)	(11)
	<b>Philippines</b>	-	-	-	1	4
Q86121	Private general hospitals activities	-	-	-	-	-
Q86122	Private sanitaria and other similar activities	-	-	-	-	-
Q86123	Private mental health and substance abuse hospitals	s	s	s	s	s
Q86221	Private medical activities	-	-	-	-	1
Q86222	Private dental and laboratory services	-	-	-	-	-
Q86223	Child care clinics	-	-	-	-	-
Q86229	Private medical, dental and other health activities, n.e.c.	-	-	-	-	-
Q86900	Other human health activities	-	-	-	-	-
Q87201	Rehabilitation of people addicted to drugs or alcohol	-	-	-	1	-
Q87202	Caring for the mentally and physically handicapped	-	-	-	-	-
Q87901	Child care services	-	-	-	-	2
Q87903	Caring for the aged and orphans	-	-	-	-	-
Q87909	Other residential care activities, n.e.c.	-	-	-	-	1
Q88103	Vocational rehabilitation and habilitation activities for disabled adults	s	s	s	s	s
Q88901	Welfare and guidance counseling activities for children and adolescents	-	-	-	-	-
Q88902	Child-care activities (including for the handicapped)	-	-	-	-	-
Q88904	Charitable activities	-	-	-	-	-
Q88909	Other social work activities without accommodation, n.e.c.	-	-	-	-	-

s - Data suppressed

# **Statistical Tables**

**for Establishments with Total Employment  
of 20 and Over**

**National and Regional Tables**

TABLE 1a Summary Statistics for Human Health and Social Work Activities Establishments with Total Employment of 20 and Over by Region and Industry Sub-Class: Philippines, 2010

(Value in thousand pesos. Details may not add-up to total due to rounding and/or statistical disclosure control)

2009 PSIC Code	Industry Description	Number of Establishments	Employment as of November 15		Total Compensation	Total Revenue
			Total	Paid Employees		
		(1)	(2)	(3)	(4)	(5)
Philippines		738	98,204	96,954	16,899,340	72,294,399
Q86121	Private general hospitals activities	511	86,265	85,186	14,849,478	63,292,489
Q86122	Private sanitaria and other similar activities	s	s	s	s	s
Q86123	Private mental health and substance abuse hospitals	s	s	s	s	s
Q86221	Private medical activities	140	7,027	6,994	1,224,301	5,237,734
Q86222	Private dental and laboratory services	5	200	200	26,623	35,811
Q86223	Child care clinics	s	s	s	s	s
Q86229	Private medical, dental and other health activities, n.e.c.	28	899	893	103,770	370,537
Q86900	Other human health activities	4	208	203	25,459	127,828
Q87201	Rehabilitation of people addicted to drugs or alcohol	3	147	132	26,934	52,859
Q87202	Caring for the mentally and physically handicapped	4	144	137	11,278	50,884
Q87901	Child care services	8	703	681	113,902	918,182
Q87903	Caring for the aged and orphans	s	s	s	s	s
Q87909	Other residential care activities, n.e.c.	4	286	286	57,571	200,209
Q88103	Vocational rehabilitation and habilitation activities for disabled adults	s	s	s	s	s
Q88901	Welfare and guidance counseling activities for children and adolescents	s	s	s	s	s
Q88902	Child-care activities (including for the handicapped)	4	250	214	38,344	149,024
Q88904	Charitable activities	12	1,430	1,399	311,185	1,235,606
Q88909	Other social work activities without accommodation, n.e.c.	3	75	68	20,687	205,765
National Capital Region		249	39,334	39,077	9,033,297	38,891,616
Q86121	Private general hospitals activities	88	30,133	29,951	7,295,560	31,695,102
Q86123	Private mental health and substance abuse hospitals	s	s	s	s	s
Q86221	Private medical activities	108	5,848	5,838	1,109,568	4,587,202
Q86222	Private dental and laboratory services	5	200	200	26,623	35,811
Q86229	Private medical, dental and other health activities, n.e.c.	20	628	628	72,939	204,750
Q86900	Other human health activities	s	s	s	s	s
Q87201	Rehabilitation of people addicted to drugs or alcohol )	3	171	171	30,818	76,715
Q87202	Caring for the mentally and physically handicapped )					
Q87901	Child care services	5	417	403	71,942	322,676
Q87903	Caring for the aged and orphans )	4	263	263	59,473	321,083
Q87909	Other residential care activities, n.e.c. )					
Q88901	Welfare and guidance counseling activities for children and adolescents )	3	160	145	38,045	154,873
Q88902	Child-care activities (including for the handicapped) )					
Q88904	Charitable activities	8	1,306	1,275	294,695	1,182,955
Q88909	Other social work activities without accommodation, n.e.c.	s	s	s	s	s
Cordillera Administrative Region		5	789	780	191,889	662,302
Q86121	Private general hospitals activities	5	789	780	191,889	662,302

TABLE 1a Summary Statistics for Human Health and Social Work Activities Establishments with Total Employment of 20 and Over  
by Region and Industry Sub-Class: Philippines, 2010 (Continued)

(Value in thousand pesos. Details may not add-up to total due to rounding and/or statistical disclosure control)

2009 PSIC Code	Industry Description	Number of Establishments	Employment as of November 15		Total Compensation	Total Revenue
			Total	Paid Employees		
		(1)	(2)	(3)	(4)	(5)
	I - Ilocos Region	30	2,538	2,529	255,999	1,064,582
Q86121	Private general hospitals activities	30	2,538	2,529	255,999	1,064,582
	II - Cagayan Valley	15	1,402	1,370	158,613	623,790
Q86121	Private general hospitals activities	15	1,402	1,370	158,613	623,790
	III - Central Luzon	72	7,218	7,069	844,508	3,184,763
Q86121	Private general hospitals activities	67	7,011	6,871	823,864	3,090,468
Q86221	Private medical activities )	5	207	198	20,644	94,295
Q86229	Private medical, dental and other health activities, n.e.c. )					
	IVA - CALABARZON	113	13,097	12,826	1,664,278	7,095,209
Q86121	Private general hospitals activities	98	12,404	12,135	1,572,271	6,161,560
Q86122	Private sanitaria and other similar activities	s	s	s	s	s
Q86221	Private medical activities	s	s	s	s	s
Q87201	Rehabilitation of people addicted to drugs or alcohol	s	s	s	s	s
Q87901	Child care services	s	s	s	s	s
Q88904	Charitable activities	s	s	s	s	s
Q88909	Other social work activities without accommodation, n.e.c.	s	s	s	s	s
	IVB - MIMAROPA	11	742	737	83,674	403,095
Q86121	Private general hospitals activities	s	s	s	s	s
Q87202	Caring for the mentally and physically handicapped	s	s	s	s	s
	V - Bicol Region	28	2,452	2,404	273,809	989,963
Q86121	Private general hospitals activities	23	2,280	2,251	243,819	845,475
Q87201	Rehabilitation of people addicted to drugs or alcohol	s	s	s	s	s
Q88103	Vocational rehabilitation and habilitation activities for disabled adults	s	s	s	s	s
Q88902	Child-care activities (including for the handicapped)	s	s	s	s	s
Q88904	Charitable activities	s	s	s	s	s
	VI - Western Visayas	25	6,327	6,242	1,038,519	3,759,829
Q86121	Private general hospitals activities	19	6,094	6,040	1,012,086	3,662,573
Q86221	Private medical activities )	4	162	157	19,847	82,286
Q86223	Child care clinics )					
Q88902	Child-care activities (including for the handicapped)	s	s	s	s	s
Q88909	Other social work activities without accommodation, n.e.c.	s	s	s	s	s

TABLE 1a Summary Statistics for Human Health and Social Work Activities Establishments with Total Employment of 20 and Over  
by Region and Industry Sub-Class: Philippines, 2010 *(Continued)*

(Value in thousand pesos. Details may not add-up to total due to rounding and/or statistical disclosure control)

2009 PSIC Code	Industry Description	Number of Establishments	Employment as of November 15		Total Compensation	Total Revenue
			Total	Paid Employees		
		(1)	(2)	(3)	(4)	(5)
VII - Central Visayas		45	7,924	7,780	1,212,569	6,468,622
Q86121	Private general hospitals activities	30	7,248	7,112	1,143,693	6,217,162
Q86221	Private medical activities	7	235	235	22,445	121,786
Q86229	Private medical, dental and other health activities, n.e.c.	s	s	s	s	s
Q86900	Other human health activities	s	s	s	s	s
Q87901	Child care services	s	s	s	s	s
Q87909	Other residential care activities, n.e.c.	s	s	s	s	s
Q88902	Child-care activities (including for the handicapped)	s	s	s	s	s
VIII - Eastern Visayas		11	1,297	1,287	214,677	981,287
Q86121	Private general hospitals activities	s	s	s	s	s
Q87901	Child care services	s	s	s	s	s
IX - Zamboanga Peninsula		21	2,049	2,013	210,093	830,387
Q86121	Private general hospitals activities	s	s	s	s	s
Q86221	Private medical activities	s	s	s	s	s
Q88904	Charitable activities	s	s	s	s	s
X - Northern Mindanao		36	3,932	3,865	453,099	1,991,201
Q86121	Private general hospitals activities	s	s	s	s	s
Q86221	Private medical activities	s	s	s	s	s
XI - Davao Region		34	4,578	4,540	748,544	3,220,285
Q86121	Private general hospitals activities	25	4,219	4,193	706,465	3,044,997
Q86122	Private sanitaria and other similar activities	s	s	s	s	s
Q86123	Private mental health and substance abuse hospitals	s	s	s	s	s
Q86221	Private medical activities )	4	124	117	8,609	65,302
Q86229	Private medical, dental and other health activities, n.e.c. )					
Q86900	Other human health activities	s	s	s	s	s
Q87909	Other residential care activities, n.e.c.	s	s	s	s	s
Q88904	Charitable activities	s	s	s	s	s
XII - SOCCSKSARGEN		33	3,461	3,395	403,781	1,555,659
Q86121	Private general hospitals activities	29	3,322	3,260	393,554	1,525,863
Q86221	Private medical activities	s	s	s	s	s
Q87202	Caring for the mentally and physically handicapped	s	s	s	s	s
XIII - Caraga		7	811	804	84,304	441,634
Q86121	Private general hospitals activities	s	s	s	s	s
Q86221	Private medical activities	s	s	s	s	s

TABLE 1a Summary Statistics for Human Health and Social Work Activities Establishments with Total Employment of 20 and Over by Region and Industry Sub-Class: Philippines, 2010 *(Continued)*

(Value in thousand pesos. Details may not add-up to total due to rounding and/or statistical disclosure control)

2009 PSIC Code	Industry Description	Number of Establishments	Employment as of November 15		Total Compensation	Total Revenue
			Total	Paid Employees		
		(1)	(2)	(3)	(4)	(5)

	<b>Autonomous Region in Muslim Mindanao</b>	<b>3</b>	<b>252</b>	<b>235</b>	<b>27,688</b>	<b>130,173</b>
Q86121	Private general hospitals activities	3	252	235	27,688	130,173

2009 PSIC Code	Industry Description	Total Cost	Value Added	Gross Additions to Tangible Fixed Assets	Change in Inventories	Subsidies
		(6)	(7)	(8)	(9)	(10)

	<b>Philippines</b>	<b>47,397,803</b>	<b>32,525,997</b>	<b>5,253,641</b>	<b>541,020</b>	<b>-</b>
Q86121	Private general hospitals activities	41,608,517	28,659,730	4,800,228	472,289	-
Q86122	Private sanitaria and other similar activities	s	s	s	s	s
Q86123	Private mental health and substance abuse hospitals	s	s	s	s	s
Q86221	Private medical activities	3,515,560	2,139,580	343,588	40,883	-
Q86222	Private dental and laboratory services	9,782	27,050	-	-	-
Q86223	Child care clinics	s	s	s	s	s
Q86229	Private medical, dental and other health activities, n.e.c.	250,465	143,516	39,539	(1,294)	-
Q86900	Other human health activities	93,984	48,069	13,172	206	-
Q87201	Rehabilitation of people addicted to drugs or alcohol	44,254	11,500	1,758	-	-
Q87202	Caring for the mentally and physically handicapped	42,908	8,408	1,656	2	-
Q87901	Child care services	278,656	713,299	29,824	873	-
Q87903	Caring for the aged and orphans	s	s	s	s	s
Q87909	Other residential care activities, n.e.c.	132,930	79,507	11,125	271	-
Q88103	Vocational rehabilitation and habilitation activities	s	s	s	s	s
Q88901	Welfare and guidance counseling activities for children	s	s	s	s	s
Q88902	Child-care activities (including for the handicapped)	105,713	49,292	3,843	(102)	-
Q88904	Charitable activities	968,851	312,662	4,529	26,690	-
Q88909	Other social work activities without accommodation, n.e.c.	79,790	120,989	700	(51)	-
			-			
	<b>National Capital Region</b>	<b>26,300,689</b>	<b>16,824,281</b>	<b>2,102,569</b>	<b>176,843</b>	<b>-</b>
Q86121	Private general hospitals activities	21,425,279	13,989,234	1,864,904	112,390	-
Q86123	Private mental health and substance abuse hospitals	s	s	s	s	s
Q86221	Private medical activities	3,150,548	1,800,334	166,436	35,762	-
Q86222	Private dental and laboratory services	9,782	27,050	-	-	-
Q86229	Private medical, dental and other health activities, n.e.c.	119,034	100,914	34,290	1,000	-
Q86900	Other human health activities	s	s	s	s	s
Q87201	Rehabilitation of people addicted to drugs or alcohol )	64,879	14,326	3,114	-	-
Q87202	Caring for the mentally and physically handicapped )					
Q87901	Child care services	129,146	232,004	10,132	878	-
Q87903	Caring for the aged and orphans )					
Q87909	Other residential care activities, n.e.c. )	182,769	181,488	11,033	190	-

TABLE 1a Summary Statistics for Human Health and Social Work Activities Establishments with Total Employment of 20 and Over by Region and Industry Sub-Class: Philippines, 2010 (Continued)

(Value in thousand pesos. Details may not add-up to total due to rounding and/or statistical disclosure control)

2009 PSIC Code	Industry Description	Total Cost	Value Added	Gross Additions to Tangible Fixed Assets	Change in Inventories	Subsidies
		(6)	(7)	(8)	(9)	(10)
Q88901	Welfare and guidance counseling activities for children and adolescents	119,642	39,694	361	(434)	-
Q88902	Child-care activities (including for the handicapped)					
Q88904	Charitable activities	933,968	293,991	4,529	27,112	-
Q88909	Other social work activities without accommodation, n.e.c.	s	s	s	s	s
	<b>Cordillera Administrative Region</b>	<b>157,729</b>	<b>539,806</b>	<b>18,051</b>	<b>1,058</b>	<b>-</b>
Q86121	Private general hospitals activities	157,729	539,806	18,051	1,058	-
	<b>I - Ilocos Region</b>	<b>763,455</b>	<b>378,560</b>	<b>55,476</b>	<b>3,268</b>	<b>-</b>
Q86121	Private general hospitals activities	763,455	378,560	55,476	3,268	-
	<b>II - Cagayan Valley</b>	<b>455,584</b>	<b>222,796</b>	<b>53,196</b>	<b>7,106</b>	<b>-</b>
Q86121	Private general hospitals activities	455,584	222,796	53,196	7,106	-
	<b>III - Central Luzon</b>	<b>1,951,935</b>	<b>1,546,872</b>	<b>658,911</b>	<b>28,586</b>	<b>-</b>
Q86121	Private general hospitals activities	1,879,835	1,517,697	656,573	29,279	-
Q86221	Private medical activities )	72,100	29,174	2,338	(693)	-
Q86229	Private medical, dental and other health activities, n.e.c. )					
	<b>IVA - CALABARZON</b>	<b>4,017,842</b>	<b>3,828,032</b>	<b>495,166</b>	<b>60,695</b>	<b>-</b>
Q86121	Private general hospitals activities	3,679,313	3,173,663	328,846	55,342	-
Q86122	Private sanitaria and other similar activities	s	s	s	s	s
Q86221	Private medical activities	s	s	s	s	s
Q87201	Rehabilitation of people addicted to drugs or alcohol	s	s	s	s	s
Q87901	Child care services	s	s	s	s	s
Q88904	Charitable activities	s	s	s	s	s
Q88909	Other social work activities without accommodation, n.e.c.	s	s	s	s	s
	<b>IVB - MIMAROPA</b>	<b>217,153</b>	<b>252,697</b>	<b>34,622</b>	<b>44,066</b>	<b>-</b>
Q86121	Private general hospitals activities	s	s	s	s	s
Q87202	Caring for the mentally and physically handicapped	s	s	s	s	s
	<b>V - Bicol Region</b>	<b>620,703</b>	<b>505,489</b>	<b>80,103</b>	<b>17,696</b>	<b>-</b>
Q86121	Private general hospitals activities	494,982	470,330	78,806	18,236	-
Q87201	Rehabilitation of people addicted to drugs or alcohol	s	s	s	s	s
Q88103	Vocational rehabilitation and habilitation activities for disabled adults	s	s	s	s	s
Q88902	Child-care activities (including for the handicapped)	s	s	s	s	s
Q88904	Charitable activities	s	s	s	s	s



TABLE 1a Summary Statistics for Human Health and Social Work Activities Establishments with Total Employment of 20 and Over by Region and Industry Sub-Class: Philippines, 2010 (Continued)

(Value in thousand pesos. Details may not add-up to total due to rounding and/or statistical disclosure control)

2009 PSIC Code	Industry Description	Total Cost	Value Added	Gross Additions to Tangible Fixed Assets	Change in Inventories	Subsidies
		(6)	(7)	(8)	(9)	(10)
VI - Western Visayas		2,440,663	1,681,206	319,790	41,230	-
Q86121	Private general hospitals activities	2,385,333	1,625,109	297,312	40,325	-
Q86221	Private medical activities )	49,546	44,006	22,478	960	-
Q86223	Child care clinics )					
Q88902	Child-care activities (including for the handicapped)	s	s	s	s	s
Q88909	Other social work activities without accommodation, n.e.c.	s	s	s	s	s
VII - Central Visayas		4,300,424	2,737,362	635,986	86,975	-
Q86121	Private general hospitals activities	4,164,885	2,604,126	630,748	87,520	-
Q86221	Private medical activities	62,845	67,969	230	124	-
Q86229	Private medical, dental and other health activities, n.e.c.	s	s	s	s	s
Q86900	Other human health activities	s	s	s	s	s
Q87901	Child care services	s	s	s	s	s
Q87909	Other residential care activities, n.e.c.	s	s	s	s	s
Q88902	Child-care activities (including for the handicapped)	s	s	s	s	s
VIII - Eastern Visayas		660,718	434,556	98,817	28,331	-
Q86121	Private general hospitals activities	s	s	s	s	s
Q87901	Child care services	s	s	s	s	s
IX - Zamboanga Peninsula		564,438	346,234	156,385	(2,118)	-
Q86121	Private general hospitals activities	s	s	s	s	s
Q86221	Private medical activities	s	s	s	s	s
Q88904	Charitable activities	s	s	s	s	s
X - Northern Mindanao		1,289,369	952,840	58,940	16,146	-
Q86121	Private general hospitals activities	s	s	s	s	s
Q86221	Private medical activities	s	s	s	s	s
XI - Davao Region		2,126,420	1,391,918	305,750	5,432	-
Q86121	Private general hospitals activities	2,007,898	1,316,946	297,099	5,137	-
Q86122	Private sanitaria and other similar activities	s	s	s	s	s
Q86123	Private mental health and substance abuse hospitals	s	s	s	s	s
Q86221	Private medical activities )	46,704	20,835	329	(742)	-
Q86229	Private medical, dental and other health activities, n.e.c. )					
Q86900	Other human health activities	s	s	s	s	s
Q87909	Other residential care activities, n.e.c.	s	s	s	s	s
Q88904	Charitable activities	s	s	s	s	s

TABLE 1a Summary Statistics for Human Health and Social Work Activities Establishments with Total Employment of 20 and Over by Region and Industry Sub-Class: Philippines, 2010 (Concluded)

(Value in thousand pesos. Details may not add-up to total due to rounding and/or statistical disclosure control)

2009 PSIC Code	Industry Description	Total Cost	Value Added	Gross Additions to Tangible Fixed Assets	Change in Inventories	Subsidies
		(6)	(7)	(8)	(9)	(10)
	<b>XII - SOCCSKSARGEN</b>	<b>1,091,261</b>	<b>685,326</b>	<b>163,455</b>	<b>16,998</b>	<b>-</b>
Q86121	Private general hospitals activities	1,074,308	671,160	158,124	17,253	-
Q86221	Private medical activities	s	s	s	s	s
Q87202	Caring for the mentally and physically handicapped	s	s	s	s	s
	<b>XIII - Caraga</b>	<b>331,141</b>	<b>164,012</b>	<b>13,792</b>	<b>4,816</b>	<b>-</b>
Q86121	Private general hospitals activities	s	s	s	s	s
Q86221	Private medical activities	s	s	s	s	s
	<b>Autonomous Region in Muslim Mindanao</b>	<b>108,280</b>	<b>34,003</b>	<b>2,631</b>	<b>3,890</b>	<b>-</b>
Q86121	Private general hospitals activities	108,280	34,003	2,631	3,890	-
s - Data suppressed						
) - Data combined						

TABLE 2a Number of Establishments and Employment by Type and Sex for Human Health and Social Work Activities Establishments with Total Employment of 20 and Over by Region Industry Sub-Class: Philippines, 2010

(Details may not add-up to total due to rounding and/or statistical disclosure control)

2009 PSIC Code	Industry Description	Number of Establishments	Employment as of November 15					
			Total		Paid		Unpaid	
			Male	Female	Male	Female	Male	Female
			(1)	(2)	(3)	(4)	(5)	(6)
	<b>Philippines</b>	<b>738</b>	<b>33,821</b>	<b>64,383</b>	<b>33,276</b>	<b>63,678</b>	<b>473</b>	<b>757</b>
Q86121	Private general hospitals activities	511	29,617	56,648	29,117	56,069	440	639
Q86122	Private sanitaria and other similar activities	s	s	s	s	s	s	s
Q86123	Private mental health and substance abuse hospitals	s	s	s	s	s	s	s
Q86221	Private medical activities	140	2,125	4,902	2,119	4,876	6	26
Q86222	Private dental and laboratory services	5	105	95	105	95	-	-
Q86223	Child care clinics	s	s	s	s	s	s	s
Q86229	Private medical, dental and other health activities, n.e.c.	28	372	527	369	524	3	3
Q86900	Other human health activities	4	53	155	49	154	4	1
Q87201	Rehabilitation of people addicted to drugs or alcohol	3	92	55	84	48	8	7
Q87202	Caring for the mentally and physically handicapped	4	80	64	78	59	2	5
Q87901	Child care services	8	248	455	248	433	-	22
Q87903	Caring for the aged and orphans	s	s	s	s	s	s	s
Q87909	Other residential care activities, n.e.c.	4	105	181	105	181	-	-
Q88103	Vocational rehabilitation and habilitation activities	s	s	s	s	s	s	s
Q88901	Welfare and guidance counseling activities for children	s	s	s	s	s	s	s
Q88902	Child-care activities (including for the handicapped)	4	69	181	55	159	2	15
Q88904	Charitable activities	12	701	729	695	704	6	25
Q88909	Other social work activities without accommodation, n.e.c.	3	39	36	39	29	-	7

TABLE 2a Number of Establishments and Employment by Type and Sex for Human Health and Social Work Activities Establishments  
with Total Employment of 20 and Over by Region and Industry Sub-Class: Philippines, 2010 (Continued)

(Details may not add-up to total due to rounding and/or statistical disclosure control)

2009 PSIC Code	Industry Description	Number of Establishments	Employment as of November 15					
			Total		Paid		Unpaid	
			Male	Female	Male	Female	Male	Female
			(1)	(2)	(3)	(4)	(5)	(6)
National Capital Region		249	14,090	25,244	13,945	25,132	85	172
Q86121	Private general hospitals activities	88	10,915	19,218	10,782	19,169	73	109
Q86123	Private mental health and substance abuse hospitals	s	s	s	s	s	s	s
Q86221	Private medical activities	108	1,745	4,103	1,745	4,092	-	10
Q86222	Private dental and laboratory services	5	105	95	105	95	-	-
Q86229	Private medical, dental and other health activities, n.e.c.	20	272	356	272	356	-	-
Q86900	Other human health activities	s	s	s	s	s	s	s
Q87201	Rehabilitation of people addicted to drugs or alcohol )	3	87	84	87	84	-	-
Q87202	Caring for the mentally and physically handicapped )							
Q87901	Child care services	5	146	271	146	257	-	14
Q87903	Caring for the aged and orphans )							
Q87909	Other residential care activities, n.e.c. )	4	64	199	64	199	-	-
Q88901	Welfare and guidance counseling activities for children )							
	and adolescents )	3	38	122	36	109	2	13
Q88902	Child-care activities (including for the handicapped) )							
Q88904	Charitable activities	8	622	684	616	659	6	25
Q88909	Other social work activities without accommodation, n.e.c.	s	s	s	s	s	s	s
Cordillera Administrative Region		5	272	517	268	512	4	5
Q86121	Private general hospitals activities	5	272	517	268	512	4	5
I - Ilocos Region		30	831	1,707	826	1,703	4	4
Q86121	Private general hospitals activities	30	831	1,707	826	1,703	4	4
II - Cagayan Valley		15	470	932	459	911	11	21
Q86121	Private general hospitals activities	15	470	932	459	911	11	21
III - Central Luzon		72	2,546	4,672	2,485	4,584	61	88
Q86121	Private general hospitals activities	67	2,451	4,560	2,394	4,477	57	83
Q86221	Private medical activities )							
Q86229	Private medical, dental and other health activities, n.e.c. )	5	95	112	91	107	4	5
IVA - CALABARZON		113	4,656	8,441	4,528	8,298	128	143
Q86121	Private general hospitals activities	98	4,381	8,023	4,253	7,882	128	141
Q86122	Private sanitaria and other similar activities	s	s	s	s	s	s	s
Q86221	Private medical activities	s	s	s	s	s	s	s
Q87201	Rehabilitation of people addicted to drugs or alcohol	s	s	s	s	s	s	s
Q87901	Child care services	s	s	s	s	s	s	s
Q88904	Charitable activities	s	s	s	s	s	s	s
Q88909	Other social work activities without accommodation, n.e.c.	s	s	s	s	s	s	s
IVB - MIMAROPA		11	199	543	198	539	1	4
Q86121	Private general hospitals activities	s	s	s	s	s	s	s
Q87202	Caring for the mentally and physically handicapped	s	s	s	s	s	s	

TABLE 2a Number of Establishments and Employment by Type and Sex for Human Health and Social Work Activities Establishments  
with Total Employment of 20 and Over by Region and Industry Sub-Class: Philippines, 2010 (Continued)

(Details may not add-up to total due to rounding and/or statistical disclosure control)

2009 PSIC Code	Industry Description	Number of Establishments	Employment as of November 15						
			Total		Paid		Unpaid		
			Male	Female	Male	Female	Male	Female	
			(1)	(2)	(3)	(4)	(5)	(6)	(7)
V - Bicol Region		28	874	1,578	855	1,549	19	29	
Q86121	Private general hospitals activities	23	777	1,503	766	1,485	11	18	
Q87201	Rehabilitation of people addicted to drugs or alcohol	s	s	s	s	s	s	s	
Q88103	Vocational rehabilitation and habilitation activities for disabled adults	s	s	s	s	s	s	s	
Q88902	Child-care activities (including for the handicapped)	s	s	s	s	s	s	s	
Q88904	Charitable activities	s	s	s	s	s	s	s	
VI - Western Visayas		25	2,082	4,244	2,053	4,189	18	48	
Q86121	Private general hospitals activities	19	1,995	4,098	1,980	4,060	16	38	
Q86221	Private medical activities	)	4	47	115	45	112	2	3
Q86223	Child care clinics								
Q88902	Child-care activities (including for the handicapped)	s	s	s	s	s	s	s	s
Q88909	Other social work activities without accommodation, n.e.c.	s	s	s	s	s	s	s	s
VII - Central Visayas		45	2,342	5,582	2,284	5,496	58	86	
Q86121	Private general hospitals activities	30	2,123	5,125	2,065	5,047	58	78	
Q86221	Private medical activities	7	92	143	92	143	-	-	
Q86229	Private medical, dental and other health activities, n.e.c.	s	s	s	s	s	s	s	
Q86900	Other human health activities	s	s	s	s	s	s	s	
Q87901	Child care services	s	s	s	s	s	s	s	
Q87909	Other residential care activities, n.e.c.	s	s	s	s	s	s	s	
Q88902	Child-care activities (including for the handicapped)	s	s	s	s	s	s	s	
VIII - Eastern Visayas		11	387	910	380	907	7	3	
Q86121	Private general hospitals activities	s	s	s	s	s	s	s	
Q87901	Child care services	s	s	s	s	s	s	s	
IX - Zamboanga Peninsula		21	712	1,337	702	1,311	10	26	
Q86121	Private general hospitals activities	s	s	s	s	s	s	s	
Q86221	Private medical activities	s	s	s	s	s	s	s	
Q88904	Charitable activities	s	s	s	s	s	s	s	
X - Northern Mindanao		36	1,302	2,630	1,281	2,584	21	46	
Q86121	Private general hospitals activities	s	s	s	s	s	s	s	
Q86221	Private medical activities	s	s	s	s	s	s	s	
XI - Davao Region		34	1,603	2,975	1,590	2,950	13	25	
Q86121	Private general hospitals activities	25	1,480	2,739	1,471	2,722	9	17	
Q86122	Private sanitaria and other similar activities	s	s	s	s	s	s	s	
Q86123	Private mental health and substance abuse hospitals	s	s	s	s	s	s	s	
Q86221	Private medical activities	)	4	36	88	34	83	2	5
Q86229	Private medical, dental and other health activities, n.e.c.								
Q86900	Other human health activities	s	s	s	s	s	s	s	s
Q87909	Other residential care activities, n.e.c.	s	s	s	s	s	s	s	s
Q88904	Charitable activities	s	s	s	s	s	s	s	s

TABLE 2a Number of Establishments and Employment by Type and Sex for Human Health and Social Work Activities Establishments with Total Employment of 20 and Over by Region and Industry Sub-Class: Philippines, 2010 (Concluded)

(Details may not add-up to total due to rounding and/or statistical disclosure control)

2009 PSIC Code	Industry Description	Number of Establishments	Employment as of November 15					
			Total		Paid		Unpaid	
			Male	Female	Male	Female	Male	Female
		(1)	(2)	(3)	(4)	(5)	(6)	(7)
<b>XII - SOCCSKSARGEN</b>		<b>33</b>	<b>1,132</b>	<b>2,329</b>	<b>1,103</b>	<b>2,292</b>	<b>29</b>	<b>38</b>
Q86121	Private general hospitals activities	29	1,075	2,247	1,048	2,212	27	36
Q86221	Private medical activities	s	s	s	s	s	s	s
Q87202	Caring for the mentally and physically handicapped	s	s	s	s	s	s	s
<b>XIII - Caraga</b>		<b>7</b>	<b>246</b>	<b>565</b>	<b>243</b>	<b>561</b>	<b>3</b>	<b>4</b>
Q86121	Private general hospitals activities	s	s	s	s	s	s	s
Q86221	Private medical activities	s	s	s	s	s	s	s
<b>Autonomous Region in Muslim Mindanao</b>		<b>3</b>	<b>77</b>	<b>175</b>	<b>75</b>	<b>160</b>	<b>2</b>	<b>15</b>
Q86121	Private general hospitals activities	3	77	175	75	160	2	15
s - Data suppressed								
) - Data combined								

TABLE 3a Number of Establishments and Compensation of Paid Employees for Human Health and Social Work Activities Establishments with Total Employment of 20 and Over by Region and Industry Sub-Class: Philippines, 2010

(Value in thousand pesos. Details may not add-up to total due to rounding and/or statistical disclosure control)

2009 PSIC Code	Industry Description	Number of Establishments	Compensation			
			Total	Gross Salaries and Wages	Separation, Retirement/ Terminal Pay, Gratuities, etc.	Social Contributions Paid by Employers
			(1)	(2)	(3)	(4)
<b>Philippines</b>		<b>738</b>	<b>16,899,340</b>	<b>15,401,614</b>	<b>367,853</b>	<b>1,129,873</b>
Q86121	Private general hospitals activities	511	14,849,478	13,525,247	347,673	976,558
Q86122	Private sanitaria and other similar activities	s	s	s	s	s
Q86123	Private mental health and substance abuse hospitals	s	s	s	s	s
Q86221	Private medical activities	140	1,224,301	1,130,069	10,176	84,056
Q86222	Private dental and laboratory services	5	26,623	24,475	-	2,148
Q86223	Child care clinics	s	s	s	s	s
Q86229	Private medical, dental and other health activities, n.e.c.	28	103,770	95,616	295	7,859
Q86900	Other human health activities	4	25,459	23,906	109	1,445
Q87201	Rehabilitation of people addicted to drugs or alcohol	3	26,934	25,675	110	1,149
Q87202	Caring for the mentally and physically handicapped	4	11,278	10,490	-	788
Q87901	Child care services	8	113,902	104,570	1,038	8,295
Q87903	Caring for the aged and orphans	s	s	s	s	s
Q87909	Other residential care activities, n.e.c.	4	57,571	54,244	42	3,285
Q88103	Vocational rehabilitation and habilitation activities	s	s	s	s	s
Q88901	Welfare and guidance counseling activities for children	s	s	s	s	s
Q88902	Child-care activities (including for the handicapped)	4	38,344	34,564	1,366	2,414
Q88904	Charitable activities	12	311,185	275,496	418	35,270
Q88909	Other social work activities without accommodation, n.e.c.	3	20,687	19,991	-	695

TABLE 3a Number of Establishments and Compensation of Paid Employees for Human Health and Social Work Activities Establishments with Total Employment of 20 and Over by Region and Industry Sub-Class: Philippines, 2010 (Continued)

(Value in thousand pesos. Details may not add-up to total due to rounding and/or statistical disclosure control)

2009 PSIC Code	Industry Description	Number of Establishments	Compensation			
			Total	Gross Salaries and Wages	Separation, Retirement/ Terminal Pay, Gratuities, etc.	Social Contributions Paid by Employers
		(1)	(2)	(3)	(4)	(5)
National Capital Region		249	9,033,297	8,245,529	230,836	556,933
Q86121	Private general hospitals activities	88	7,295,560	6,654,741	216,126	424,692
Q86123	Private mental health and substance abuse hospitals	s	s	s	s	s
Q86221	Private medical activities	108	1,109,568	1,026,180	7,290	76,098
Q86222	Private dental and laboratory services	5	26,623	24,475	-	2,148
Q86229	Private medical, dental and other health activities, n.e.c.	20	72,939	67,553	-	5,386
Q86900	Other human health activities	s	s	s	s	s
Q87201	Rehabilitation of people addicted to drugs or alcohol )	3	30,818	29,440	-	1,378
Q87202	Caring for the mentally and physically handicapped )					
Q87901	Child care services	5	71,942	65,617	727	5,598
Q87903	Caring for the aged and orphans )	4	59,473	55,206	3	4,265
Q87909	Other residential care activities, n.e.c. )					
Q88901	Welfare and guidance counseling activities for children )	3	38,045	30,006	6,328	1,711
	and adolescents )					
Q88902	Child-care activities (including for the handicapped) )					
Q88904	Charitable activities	8	294,695	260,344	340	34,011
Q88909	Other social work activities without accommodation, n.e.c.	s	s	s	s	s
Cordillera Administrative Region		5	191,889	175,221	8,281	8,386
Q86121	Private general hospitals activities	5	191,889	175,221	8,281	8,386
I - Ilocos Region		30	255,999	229,228	5,418	21,352
Q86121	Private general hospitals activities	30	255,999	229,228	5,418	21,352
II - Cagayan Valley		15	158,613	143,091	3,701	11,821
Q86121	Private general hospitals activities	15	158,613	143,091	3,701	11,821
III - Central Luzon		72	844,508	763,684	7,023	73,802
Q86121	Private general hospitals activities	67	823,864	744,533	7,023	72,308
Q86221	Private medical activities )	5	20,644	19,150	-	1,494
Q86229	Private medical, dental and other health activities, n.e.c. )					
IVA - CALABARZON		113	1,664,278	1,529,031	14,931	120,316
Q86121	Private general hospitals activities	98	1,572,271	1,443,571	14,210	114,490
Q86122	Private sanitaria and other similar activities	s	s	s	s	s
Q86221	Private medical activities	s	s	s	s	s

TABLE 3a Number of Establishments and Compensation of Paid Employees for Human Health and Social Work Activities Establishments with Total Employment of 20 and Over by Region and Industry Sub-Class: Philippines, 2010 (Continued)

(Value in thousand pesos. Details may not add-up to total due to rounding and/or statistical disclosure control)

2009 PSIC Code	Industry Description	Number of Establishments	Compensation			
			Total	Gross Salaries and Wages	Separation, Retirement/ Terminal Pay, Gratuities, etc.	Social Contributions Paid by Employers
		(1)	(2)	(3)	(4)	(5)
Q87201	Rehabilitation of people addicted to drugs or alcohol	s	s	s	s	s
Q87901	Child care services	s	s	s	s	s
Q88904	Charitable activities	s	s	s	s	s
Q88909	Other social work activities without accommodation, n.e.c.	s	s	s	s	s
<b>IVB - MIMAROPA</b>		<b>11</b>	<b>83,674</b>	<b>75,815</b>	<b>988</b>	<b>6,871</b>
Q86121	Private general hospitals activities	s	s	s	s	s
Q87202	Caring for the mentally and physically handicapped	s	s	s	s	s
<b>V - Bicol Region</b>		<b>28</b>	<b>273,809</b>	<b>234,308</b>	<b>21,666</b>	<b>17,835</b>
Q86121	Private general hospitals activities	23	243,819	207,079	20,674	16,065
Q87201	Rehabilitation of people addicted to drugs or alcohol	s	s	s	s	s
Q88103	Vocational rehabilitation and habilitation activities for disabled adults	s	s	s	s	s
Q88902	Child-care activities (including for the handicapped)	s	s	s	s	s
Q88904	Charitable activities	s	s	s	s	s
<b>VI - Western Visayas</b>		<b>25</b>	<b>1,038,519</b>	<b>944,714</b>	<b>21,841</b>	<b>71,964</b>
Q86121	Private general hospitals activities	19	1,012,086	922,554	19,392	70,140
Q86221	Private medical activities )	4	19,847	16,514	1,930	1,403
Q86223	Child care clinics )					
Q88902	Child-care activities (including for the handicapped)	s	s	s	s	s
Q88909	Other social work activities without accommodation, n.e.c.	s	s	s	s	s
<b>VII - Central Visayas</b>		<b>45</b>	<b>1,212,569</b>	<b>1,107,690</b>	<b>10,241</b>	<b>94,638</b>
Q86121	Private general hospitals activities	30	1,143,693	1,044,435	9,827	89,431
Q86221	Private medical activities	7	22,445	20,685	118	1,642
Q86229	Private medical, dental and other health activities, n.e.c.	s	s	s	s	s
Q86900	Other human health activities	s	s	s	s	s
Q87901	Child care services	s	s	s	s	s
Q87909	Other residential care activities, n.e.c.	s	s	s	s	s
Q88902	Child-care activities (including for the handicapped)	s	s	s	s	s
<b>VIII - Eastern Visayas</b>		<b>11</b>	<b>214,677</b>	<b>192,390</b>	<b>8,762</b>	<b>13,525</b>
Q86121	Private general hospitals activities	s	s	s	s	s
Q87901	Child care services	s	s	s	s	s

TABLE 3a Number of Establishments and Compensation of Paid Employees for Human Health and Social Work Activities Establishments with Total Employment of 20 and Over by Region and Industry Sub-Class: Philippines, 2010 *(Concluded)*

(Value in thousand pesos. Details may not add-up to total due to rounding and/or statistical disclosure control)

2009 PSIC Code	Industry Description	Number of Establishments	Compensation			
			Total	Gross Salaries and Wages	Separation, Retirement/ Terminal Pay, Gratuities, etc.	Social Contributions Paid by Employers
		(1)	(2)	(3)	(4)	(5)
IX - Zamboanga Peninsula		21	210,093	195,276	490	14,328
Q86121	Private general hospitals activities	s	s	s	s	s
Q86221	Private medical activities	s	s	s	s	s
Q88904	Charitable activities	s	s	s	s	s
X - Northern Mindanao		36	453,099	411,254	11,020	30,825
Q86121	Private general hospitals activities	s	s	s	s	s
Q86221	Private medical activities	s	s	s	s	s
XI - Davao Region		34	748,544	684,236	18,057	46,250
Q86121	Private general hospitals activities	25	706,465	645,283	17,240	43,943
Q86122	Private sanitaria and other similar activities	s	s	s	s	s
Q86123	Private mental health and substance abuse hospitals	s	s	s	s	s
Q86221	Private medical activities )	4	8,609	7,423	688	498
Q86229	Private medical, dental and other health activities, n.e.c. )					
Q86900	Other human health activities	s	s	s	s	s
Q87909	Other residential care activities, n.e.c.	s	s	s	s	s
Q88904	Charitable activities	s	s	s	s	s
XII - SOCCSKSARGEN		33	403,781	368,709	2,073	33,000
Q86121	Private general hospitals activities	29	393,554	359,323	2,073	32,159
Q86221	Private medical activities	s	s	s	s	s
Q87202	Caring for the mentally and physically handicapped	s	s	s	s	s
XIII - Caraga		7	84,304	77,299	906	6,098
Q86121	Private general hospitals activities	s	s	s	s	s
Q86221	Private medical activities	s	s	s	s	s
Autonomous Region in Muslim Mindanao		3	27,688	24,139	1,619	1,929
Q86121	Private general hospitals activities	3	27,688	24,139	1,619	1,929

s - Data suppressed

) - Data combined



TABLE 4a Number of Establishments and Revenue by Type for Human Health and Social Work Activities Establishments  
with Total Employment of 20 and Over by Region and Industry Sub-Class: Philippines, 2010

(Value in thousand pesos. Details may not add-up to total due to rounding and/or statistical disclosure control)

2009 PSIC Code	Industry Description	Number of Establishments	Revenue				
			Total	Revenue from Main Activity	Interest Income	Value of Non-Industrial Services Done for Others	Dividend Income
		(1)	(2)	(3)	(4)	(5)	(6)
Philippines		738	72,294,399	63,763,635	-	1,006,164	23,724
Q86121	Private general hospitals activities	511	63,292,489	55,204,676	-	807,134	12,604
Q86122	Private sanitaria and other similar activities	s	s	s	s	s	s
Q86123	Private mental health and substance abuse hospitals	s	s	s	s	s	s
Q86221	Private medical activities	140	5,237,734	4,986,929	-	44,836	1,766
Q86222	Private dental and laboratory services	5	35,811	35,811	-	-	-
Q86223	Child care clinics	s	s	s	s	s	s
Q86229	Private medical, dental and other health activities, n.e.c.	28	370,537	367,392	-	3,102	-
Q86900	Other human health activities	4	127,828	118,734	-	2,818	642
Q87201	Rehabilitation of people addicted to drugs or alcohol	3	52,859	52,047	-	6	-
Q87202	Caring for the mentally and physically handicapped	4	50,884	50,879	-	4	-
Q87901	Child care services	8	918,182	875,676	-	33,251	4
Q87903	Caring for the aged and orphans	s	s	s	s	s	s
Q87909	Other residential care activities, n.e.c.	4	200,209	198,757	-	46	-
Q88103	Vocational rehabilitation and habilitation activities for disabled adults	s	s	s	s	s	s
Q88901	Welfare and guidance counseling activities for children and adolescents	s	s	s	s	s	s
Q88902	Child-care activities (including for the handicapped)	4	149,024	144,700	-	4,210	-
Q88904	Charitable activities	12	1,235,606	1,132,017	-	102,601	218
Q88909	Other social work activities without accommodation, n.e.c.	3	205,765	192,189	-	4,543	8,490
National Capital Region		249	38,891,616	36,286,333	-	541,912	14,258
Q86121	Private general hospitals activities	88	31,695,102	29,408,348	-	405,429	3,238
Q86123	Private mental health and substance abuse hospitals	s	s	s	s	s	s
Q86221	Private medical activities	108	4,587,202	4,412,370	-	17,253	1,766
Q86222	Private dental and laboratory services	5	35,811	35,811	-	-	-
Q86229	Private medical, dental and other health activities, n.e.c.	20	204,750	204,738	-	13	-
Q86900	Other human health activities	s	s	s	s	s	s
Q87201	Rehabilitation of people addicted to drugs or alcohol )	3	76,715	75,898	-	10	-
Q87202	Caring for the mentally and physically handicapped )						
Q87901	Child care services	5	322,676	308,945	-	4,860	4
Q87903	Caring for the aged and orphans )	4	321,083	316,753	-	3,027	-
Q87909	Other residential care activities, n.e.c. )						
Q88901	Welfare and guidance counseling activities for children and adolescents )	3	154,873	150,747	-	4,127	-
Q88902	Child-care activities (including for the handicapped) )						
Q88904	Charitable activities	8	1,182,955	1,079,404	-	102,563	218
Q88909	Other social work activities without accommodation, n.e.c.	s	s	s	s	s	s

TABLE 4a Number of Establishments and Revenue by Type for Human Health and Social Work Activities Establishments with Total Employment of 20 and Over by Region and Industry Sub-Class: Philippines, 2010 (Continued)

(Value in thousand pesos. Details may not add-up to total due to rounding and/or statistical disclosure control)

2009 PSIC Code	Industry Description	Number of Establishments	Revenue				
			Total	Revenue from Main Activity	Interest Income	Value of Non-Industrial Services Done for Others	Dividend Income
		(1)	(2)	(3)	(4)	(5)	(6)
	<b>Cordillera Administrative Region</b>	<b>5</b>	<b>662,302</b>	<b>605,728</b>	<b>-</b>	<b>4,908</b>	<b>-</b>
Q86121	Private general hospitals activities	5	662,302	605,728	-	4,908	-
	<b>I - Ilocos Region</b>	<b>30</b>	<b>1,064,582</b>	<b>802,106</b>	<b>-</b>	<b>16,120</b>	<b>36</b>
Q86121	Private general hospitals activities	30	1,064,582	802,106	-	16,120	36
	<b>II - Cagayan Valley</b>	<b>15</b>	<b>623,790</b>	<b>453,735</b>	<b>-</b>	<b>2,772</b>	<b>375</b>
Q86121	Private general hospitals activities	15	623,790	453,735	-	2,772	375
	<b>III - Central Luzon</b>	<b>72</b>	<b>3,184,763</b>	<b>2,897,932</b>	<b>-</b>	<b>12,977</b>	<b>5</b>
Q86121	Private general hospitals activities	67	3,090,468	2,803,745	-	12,902	5
Q86221	Private medical activities )	5	94,295	94,186	-	75	-
Q86229	Private medical, dental and other health activities, n.e.c. )						
	<b>IVA - CALABARZON</b>	<b>113</b>	<b>7,095,209</b>	<b>6,118,412</b>	<b>-</b>	<b>139,009</b>	<b>2,152</b>
Q86121	Private general hospitals activities	98	6,161,560	5,249,710	-	94,396	2,152
Q86122	Private sanitaria and other similar activities	s	s	s	s	s	s
Q86221	Private medical activities	s	s	s	s	s	s
Q87201	Rehabilitation of people addicted to drugs or alcohol	s	s	s	s	s	s
Q87901	Child care services	s	s	s	s	s	s
Q88904	Charitable activities	s	s	s	s	s	s
Q88909	Other social work activities without accommodation, n.e.c.	s	s	s	s	s	s
	<b>IVB - MIMAROPA</b>	<b>11</b>	<b>403,095</b>	<b>300,868</b>	<b>-</b>	<b>5,322</b>	<b>19</b>
Q86121	Private general hospitals activities	s	s	s	s	s	s
Q87202	Caring for the mentally and physically handicapped	s	s	s	s	s	s
	<b>V - Bicol Region</b>	<b>28</b>	<b>989,963</b>	<b>910,503</b>	<b>-</b>	<b>8,057</b>	<b>-</b>
Q86121	Private general hospitals activities	23	845,475	766,219	-	7,852	-
Q87201	Rehabilitation of people addicted to drugs or alcohol	s	s	s	s	s	s
Q88103	Vocational rehabilitation and habilitation activities for disabled adults	s	s	s	s	s	s
Q88902	Child-care activities (including for the handicapped)	s	s	s	s	s	s
Q88904	Charitable activities	s	s	s	s	s	s

TABLE 4a Number of Establishments and Revenue by Type for Human Health and Social Work Activities Establishments with Total Employment of 20 and Over by Region and Industry Sub-Class: Philippines, 2010 (Continued)

(Value in thousand pesos. Details may not add-up to total due to rounding and/or statistical disclosure control)

2009 PSIC Code	Industry Description	Number of Establishments	Revenue				
			Total	Revenue from Main Activity	Interest Income	Value of Non-Industrial Services Done for Others	Dividend Income
		(1)	(2)	(3)	(4)	(5)	(6)
VI - Western Visayas		25	3,759,829	2,834,733	-	72,104	2,791
Q86121	Private general hospitals activities	19	3,662,573	2,742,774	-	68,542	2,790
Q86221	Private medical activities )	4	82,286	77,049	-	3,501	-
Q86223	Child care clinics )						
Q88902	Child-care activities (including for the handicapped)	s	s	s	s	s	s
Q88909	Other social work activities without accommodation, n.e.c.	s	s	s	s	s	s
VII - Central Visayas		45	6,468,622	5,275,759	-	95,684	4,035
Q86121	Private general hospitals activities	30	6,217,162	5,029,767	-	91,407	3,935
Q86221	Private medical activities	7	121,786	119,202	-	2,293	-
Q86229	Private medical, dental and other health activities, n.e.c.	s	s	s	s	s	s
Q86900	Other human health activities	s	s	s	s	s	s
Q87901	Child care services	s	s	s	s	s	s
Q87909	Other residential care activities, n.e.c.	s	s	s	s	s	s
Q88902	Child-care activities (including for the handicapped)	s	s	s	s	s	s
VIII - Eastern Visayas		11	981,287	752,426	-	3,857	-
Q86121	Private general hospitals activities	s	s	s	s	s	s
Q87901	Child care services	s	s	s	s	s	s
IX - Zamboanga Peninsula		21	830,387	723,947	-	13,152	-
Q86121	Private general hospitals activities	s	s	s	s	s	s
Q86221	Private medical activities	s	s	s	s	s	s
Q88904	Charitable activities	s	s	s	s	s	s
X - Northern Mindanao		36	1,991,201	1,673,556	-	11,101	-
Q86121	Private general hospitals activities	s	s	s	s	s	s
Q86221	Private medical activities	s	s	s	s	s	s
XI - Davao Region		34	3,220,285	2,575,066	-	54,195	53
Q86121	Private general hospitals activities	25	3,044,997	2,421,986	-	46,881	53
Q86122	Private sanitaria and other similar activities	s	s	s	s	s	s
Q86123	Private mental health and substance abuse hospitals	s	s	s	s	s	s
Q86221	Private medical activities )	4	65,302	53,937	-	4,519	-
Q86229	Private medical, dental and other health activities, n.e.c. )						
Q86900	Other human health activities	s	s	s	s	s	

TABLE 4a Number of Establishments and Revenue by Type for Human Health and Social Work Activities Establishments with Total Employment of 20 and Over by Region and Industry Sub-Class: Philippines, 2010 (Continued)

(Value in thousand pesos. Details may not add-up to total due to rounding and/or statistical disclosure control)

2009 PSIC Code	Industry Description	Number of Establishments	Revenue				
			Total	Revenue from Main Activity	Interest Income	Value of Non-Industrial Services Done for Others	Dividend Income
		(1)	(2)	(3)	(4)	(5)	(6)
Q87909	Other residential care activities, n.e.c.	s	s	s	s	s	s
Q88904	Charitable activities	s	s	s	s	s	s
XII - SOCCSKSARGEN		33	1,555,659	1,092,682	-	23,509	-
Q86121	Private general hospitals activities	29	1,525,863	1,072,513	-	21,006	-
Q86221	Private medical activities	s	s	s	s	s	s
Q87202	Caring for the mentally and physically handicapped	s	s	s	s	s	s
XIII - Caraga		7	441,634	363,309	-	1,232	-
Q86121	Private general hospitals activities	s	s	s	s	s	s
Q86221	Private medical activities	s	s	s	s	s	s
Autonomous Region in Muslim Mindanao		3	130,173	96,543	-	253	-
Q86121	Private general hospitals activities	3	130,173	96,543	-	253	-

2009 PSIC Code	Industry Description	Revenue						
		Commissions and Fees Earned	Service Charges	Value of Goods for Resale	Royalty Income	Franchise Income	Foreign Exchange Gains	Other Income
		(7)	(9)	(10)	(11)	(12)	(13)	(14)
Philippines		25,147	1,369	7,316,139	-	-	10,232	147,988
Q86121	Private general hospitals activities	21,912	440	7,107,643	-	-	10,036	128,043
Q86122	Private sanitaria and other similar activities	s	s	s	s	s	s	s
Q86123	Private mental health and substance abuse hospitals	s	s	s	s	s	s	s
Q86221	Private medical activities	3,235	478	192,882	-	-	-	7,609
Q86222	Private dental and laboratory services	-	-	-	-	-	-	-
Q86223	Child care clinics	s	s	s	s	s	s	s
Q86229	Private medical, dental and other health activities, n.e.c.	-	-	-	-	-	-	43
Q86900	Other human health activities	-	-	4,623	-	-	-	1,012
Q87201	Rehabilitation of people addicted to drugs or alcohol	-	-	-	-	-	-	806
Q87202	Caring for the mentally and physically handicapped	-	-	-	-	-	-	-
Q87901	Child care services	-	-	1,653	-	-	170	7,427
Q87903	Caring for the aged and orphans	s	s	s	s	s	s	s
Q87909	Other residential care activities, n.e.c.	-	451	-	-	-	-	955

TABLE 4a Number of Establishments and Revenue by Type for Human Health and Social Work Activities Establishments with Total Employment of 20 and Over by Region and Industry Sub-Class: Philippines, 2010 (Continued)

(Value in thousand pesos. Details may not add-up to total due to rounding and/or statistical disclosure control)

2009 PSIC Code	Industry Description	Revenue					
		Commissions and Fees Earned	Service Charges	Value of Goods for Resale	Royalty Income	Franchise Income	Foreign Exchange Gains
		(7)	(8)	(9)	(10)	(11)	(12)
	<b>National Capital Region</b>	<b>2,473</b>	<b>-</b>	<b>1,984,812</b>	<b>-</b>	<b>-</b>	<b>9,967</b>
Q86121	Private general hospitals activities	-	-	1,833,999	-	-	9,797
Q86123	Private mental health and substance abuse hospitals	s	s	s	s	s	s
Q86221	Private medical activities	2,473	-	147,236	-	-	6,105
Q86222	Private dental and laboratory services	-	-	-	-	-	-
Q86229	Private medical, dental and other health activities, n.e.c.	-	-	-	-	-	-
Q86900	Other human health activities	s	s	s	s	s	s
Q87201	Rehabilitation of people addicted to drugs or alcohol )	-	-	-	-	-	-
Q87202	Caring for the mentally and physically handicapped )	-	-	-	-	-	-
Q87901	Child care services	-	-	1,653	-	-	170
Q87903	Caring for the aged and orphans )	-	-	-	-	-	1,303
Q87909	Other residential care activities, n.e.c. )	-	-	-	-	-	-
Q88901	Welfare and guidance counseling activities for children )	-	-	-	-	-	-
Q88902	Child-care activities (including for the handicapped) )	-	-	-	-	-	-
Q88904	Charitable activities	-	-	-	-	-	769
Q88909	Other social work activities without accommodation, n.e.c.	s	s	s	s	s	s
	<b>Cordillera Administrative Region</b>	<b>-</b>	<b>-</b>	<b>50,679</b>	<b>-</b>	<b>-</b>	<b>988</b>
Q86121	Private general hospitals activities	-	-	50,679	-	-	988
	<b>I - Ilocos Region</b>	<b>-</b>	<b>-</b>	<b>246,086</b>	<b>-</b>	<b>-</b>	<b>234</b>
Q86121	Private general hospitals activities	-	-	246,086	-	-	234
	<b>II - Cagayan Valley</b>	<b>-</b>	<b>-</b>	<b>158,886</b>	<b>-</b>	<b>-</b>	<b>8,022</b>
Q86121	Private general hospitals activities	-	-	158,886	-	-	8,022
	<b>III - Central Luzon</b>	<b>6,000</b>	<b>-</b>	<b>253,598</b>	<b>-</b>	<b>-</b>	<b>14,250</b>
Q86121	Private general hospitals activities	6,000	-	253,598	-	-	14,217
Q86221	Private medical activities )	-	-	-	-	-	34
Q86229	Private medical, dental and other health activities, n.e.c. )	-	-	-	-	-	-
	<b>IVA - CALABARZON</b>	<b>14,022</b>	<b>-</b>	<b>805,083</b>	<b>-</b>	<b>-</b>	<b>16,531</b>
Q86121	Private general hospitals activities	14,022	-	784,819	-	-	16,461
Q86122	Private sanitaria and other similar activities	s	s	s	s	s	s
Q86221	Private medical activities	s	s	s	s	s	s
Q87201	Rehabilitation of people addicted to drugs or alcohol	s	s	s	s	s	s
Q87901	Child care services	s	s	s	s	s	s
Q88904	Charitable activities	s	s	s	s	s	s
Q88909	Other social work activities without accommodation, n.e.c.	s	s	s	s	s	s

TABLE 4a Number of Establishments and Revenue by Type for Human Health and Social Work Activities Establishments with Total Employment of 20 and Over by Region and Industry Sub-Class: Philippines, 2010 (Continued)

(Value in thousand pesos. Details may not add-up to total due to rounding and/or statistical disclosure control)

2009 PSIC Code	Industry Description	Revenue						
		Commissions and Fees Earned	Service Charges	Value of Goods for Resale	Royalty Income	Franchise Income	Foreign Exchange Gains	Other Income
		(7)	(8)	(9)	(10)	(11)	(12)	(13)
	<b>IVB - MIMAROPA</b>	-	-	<b>95,485</b>	-	-	-	<b>1,401</b>
Q86121	Private general hospitals activities	s	s	s	s	s	s	s
Q87202	Caring for the mentally and physically handicapped	s	s	s	s	s	s	s
	<b>V - Bicol Region</b>	<b>450</b>	-	<b>61,705</b>	-	-	-	<b>9,249</b>
Q86121	Private general hospitals activities	450	-	61,705	-	-	-	9,249
Q87201	Rehabilitation of people addicted to drugs or alcohol	s	s	s	s	s	s	s
Q88103	for disabled adults	s	s	s	s	s	s	s
Q88902	Child-care activities (including for the handicapped)	s	s	s	s	s	s	s
Q88904	Charitable activities	s	s	s	s	s	s	s
	<b>VI - Western Visayas</b>	<b>16</b>	-	<b>843,909</b>	-	-	-	<b>6,276</b>
Q86121	Private general hospitals activities	16	-	842,311	-	-	-	6,139
Q86221	Private medical activities )	-	-	1,598	-	-	-	136
Q86223	Child care clinics )							
Q88902	Child-care activities (including for the handicapped)	s	s	s	s	s	s	s
Q88909	Other social work activities without accommodation, n.e.c.	s	s	s	s	s	s	s
	<b>VII - Central Visayas</b>	-	<b>451</b>	<b>1,088,614</b>	-	-	<b>26</b>	<b>4,054</b>
Q86121	Private general hospitals activities	-	-	1,088,614	-	-	-	3,438
Q86221	Private medical activities	-	-	-	-	-	-	291
Q86229	Private medical, dental and other health activities, n.e.c.	s	s	s	s	s	s	s
Q86900	Other human health activities	s	s	s	s	s	s	s
Q87901	Child care services	s	s	s	s	s	s	s
Q87909	Other residential care activities, n.e.c.	s	s	s	s	s	s	s
Q88902	Child-care activities (including for the handicapped)	s	s	s	s	s	s	s
	<b>VIII - Eastern Visayas</b>	-	-	<b>223,724</b>	-	-	-	<b>1,280</b>
Q86121	Private general hospitals activities	s	s	s	s	s	s	s
Q87901	Child care services	s	s	s	s	s	s	s
	<b>IX - Zamboanga Peninsula</b>	-	-	<b>90,792</b>	-	-	-	<b>2,497</b>
Q86121	Private general hospitals activities	s	s	s	s	s	s	s
Q86221	Private medical activities	s	s	s	s	s	s	s
Q88904	Charitable activities	s	s	s	s	s	s	s
	<b>X - Northern Mindanao</b>	<b>762</b>	<b>478</b>	<b>293,243</b>	-	-	-	<b>12,061</b>
Q86121	Private general hospitals activities	s	s	s	s	s	s	s
Q86221	Private medical activities	s	s	s	s	s	s	s

TABLE 4a Number of Establishments and Revenue by Type for Human Health and Social Work Activities Establishments  
with Total Employment of 20 and Over by Region and Industry Sub-Class: Philippines, 2010 (Concluded)

(Value in thousand pesos. Details may not add-up to total due to rounding and/or statistical disclosure control)

2009 PSIC Code	Industry Description	Revenue					
		Commissions and Fees Earned	Service Charges	Value of Goods for Resale	Royalty Income	Franchise Income	Other Income
		(7)	(8)	(9)	(10)	(11)	(12)
	<b>XI - Davao Region</b>	<b>1,424</b>	<b>-</b>	<b>573,971</b>	<b>-</b>	<b>-</b>	<b>239</b>
Q86121	Private general hospitals activities	1,424	-	559,222	-	-	239
Q86122	Private sanitaria and other similar activities	s	s	s	s	s	s
Q86123	Private mental health and substance abuse hospitals	s	s	s	s	s	s
Q86221	Private medical activities )	-	-	6,838	-	-	8
Q86229	Private medical, dental and other health activities, n.e.c. )	-	-	-	-	-	-
Q86900	Other human health activities	s	s	s	s	s	s
Q87909	Other residential care activities, n.e.c.	s	s	s	s	s	s
Q88904	Charitable activities	s	s	s	s	s	s
	<b>XII - SOCCSKSARGEN</b>	<b>-</b>	<b>440</b>	<b>436,997</b>	<b>-</b>	<b>-</b>	<b>2,031</b>
Q86121	Private general hospitals activities	-	440	430,222	-	-	1,682
Q86221	Private medical activities	s	s	s	s	s	s
Q87202	Caring for the mentally and physically handicapped	s	s	s	s	s	s
	<b>XIII - Caraga</b>	<b>-</b>	<b>-</b>	<b>75,669</b>	<b>-</b>	<b>-</b>	<b>1,424</b>
Q86121	Private general hospitals activities	s	s	s	s	s	s
Q86221	Private medical activities	s	s	s	s	s	s
	<b>Autonomous Region in Muslim Mindanao</b>	<b>-</b>	<b>-</b>	<b>32,885</b>	<b>-</b>	<b>-</b>	<b>492</b>
Q86121	Private general hospitals activities	-	-	32,885	-	-	492

s - Data suppressed

) - Data combined

TABLE 4a.1 Number of Establishments and Revenue from Main Activity by Type of Transaction for Human Health and Social Work Activities Establishments with Total Employment of 20 and Over by Region and Industry Sub-Class: Philippines, 2010

(Value in thousand pesos. Details may not add-up to total due to rounding and/or statistical disclosure control)

2009 PSIC Code	Industry Description	Number of Establishments	Revenue from Main Activity		
			Total	Transactions Within the Country	Transactions Outside the Country
		(1)	(2)	(3)	(4)
Philippines		738	63,763,635	63,763,635	-
Q86121	Private general hospitals activities	511	55,204,676	55,204,676	
Q86122	Private sanitaria and other similar activities	s	s	s	s
Q86123	Private mental health and substance abuse hospitals	s	s	s	s
Q86221	Private medical activities	140	4,986,929	4,986,929	-
Q86222	Private dental and laboratory services	5	35,811	35,811	-
Q86223	Child care clinics	s	s	s	s
Q86229	Private medical, dental and other health activities, n.e.c.	28	367,392	367,392	-
Q86900	Other human health activities	4	118,734	118,734	-
Q87201	Rehabilitation of people addicted to drugs or alcohol	3	52,047	52,047	-
Q87202	Caring for the mentally and physically handicapped	4	50,879	50,879	-
Q87901	Child care services	8	875,676	875,676	-
Q87903	Caring for the aged and orphans	s	s	s	s
Q87909	Other residential care activities, n.e.c.	4	198,757	198,757	-
Q88103	Vocational rehabilitation and habilitation activities for disabled adults	s	s	s	s
Q88901	Welfare and guidance counseling activities for children and adolescents	s	s	s	s
Q88902	Child-care activities (including for the handicapped)	4	144,700	144,700	-
Q88904	Charitable activities	12	1,132,017	1,132,017	-
Q88909	Other social work activities without accommodation, n.e.c.	3	192,189	192,189	-
National Capital Region		249	36,286,333	36,286,333	-
Q86121	Private general hospitals activities	88	29,408,348	29,408,348	-
Q86123	Private mental health and substance abuse hospitals	s	s	s	s
Q86221	Private medical activities	108	4,412,370	4,412,370	-
Q86222	Private dental and laboratory services	5	35,811	35,811	-
Q86229	Private medical, dental and other health activities, n.e.c.	20	204,738	204,738	-
Q86900	Other human health activities	s	s	s	s
Q87201	Rehabilitation of people addicted to drugs or alcohol )	3	75,898	75,898	-
Q87202	Caring for the mentally and physically handicapped )				
Q87901	Child care services	5	308,945	308,945	-
Q87903	Caring for the aged and orphans )				
Q87909	Other residential care activities, n.e.c. )	4	316,753	316,753	-
Q88901	Welfare and guidance counseling activities for children and adolescents )	3	150,747	150,747	-
Q88902	Child-care activities (including for the handicapped) )				
Q88904	Charitable activities	8	1,079,404	1,079,404	-
Q88909	Other social work activities without accommodation, n.e.c.	s	s	s	s



TABLE 4a.1 Number of Establishments and Revenue from Main Activity by Type of Transaction for Human Health and Social Work Activities Establishments with Total Employment of 20 and Over by Region and Industry Sub-Class: Philippines, 2010 *(Continued)*

(Value in thousand pesos. Details may not add-up to total due to rounding and/or statistical disclosure control)

2009 PSIC Code	Industry Description	Number of Establishments	Revenue from Main Activity		
			Total	Transactions Within the Country	Transactions Outside the Country
		(1)	(2)	(3)	(4)
	<b>Cordillera Administrative Region</b>	<b>5</b>	<b>605,728</b>	<b>605,728</b>	<b>-</b>
Q86121	Private general hospitals activities	5	605,728	605,728	-
	<b>I - Ilocos Region</b>	<b>30</b>	<b>802,106</b>	<b>802,106</b>	<b>-</b>
Q86121	Private general hospitals activities	30	802,106	802,106	-
	<b>II - Cagayan Valley</b>	<b>15</b>	<b>453,735</b>	<b>453,735</b>	<b>-</b>
Q86121	Private general hospitals activities	15	453,735	453,735	-
	<b>III - Central Luzon</b>	<b>72</b>	<b>2,897,932</b>	<b>2,897,932</b>	<b>-</b>
Q86121	Private general hospitals activities	67	2,803,745	2,803,745	-
Q86221	Private medical activities )	5	94,186	94,186	-
Q86229	Private medical, dental and other health activities, n.e.c. )				
	<b>IVA - CALABARZON</b>	<b>113</b>	<b>6,118,412</b>	<b>6,118,412</b>	<b>-</b>
Q86121	Private general hospitals activities	98	5,249,710	5,249,710	-
Q86122	Private sanitaria and other similar activities	s	s	s	s
Q86221	Private medical activities	s	s	s	s
Q87201	Rehabilitation of people addicted to drugs or alcohol	s	s	s	s
Q87901	Child care services	s	s	s	s
Q88904	Charitable activities	s	s	s	s
Q88909	Other social work activities without accommodation, n.e.c.	s	s	s	s
	<b>IVB - MIMAROPA</b>	<b>11</b>	<b>300,868</b>	<b>300,868</b>	<b>-</b>
Q86121	Private general hospitals activities	s	s	s	s
Q87202	Caring for the mentally and physically handicapped	s	s	s	s
	<b>V - Bicol Region</b>	<b>28</b>	<b>910,503</b>	<b>910,503</b>	<b>-</b>
Q86121	Private general hospitals activities	23	766,219	766,219	-
Q87201	Rehabilitation of people addicted to drugs or alcohol	s	s	s	s
Q88103	Vocational rehabilitation and habilitation activities for disabled adults	s	s	s	s
Q88902	Child-care activities (including for the handicapped)	s	s	s	s
Q88904	Charitable activities	s	s	s	s

TABLE 4a.1 Number of Establishments and Revenue from Main Activity by Type of Transaction for Human Health and Social Work Activities Establishments with Total Employment of 20 and Over by Region and Industry Sub-Class: Philippines, 2010 (Continued)

(Value in thousand pesos. Details may not add-up to total due to rounding and/or statistical disclosure control)

2009 PSIC Code	Industry Description	Number of Establishments	Revenue from Main Activity		
			Total	Transactions Within the Country	Transactions Outside the Country
		(1)	(2)	(3)	(4)
VI - Western Visayas		25	2,834,733	2,834,733	-
Q86121	Private general hospitals activities	19	2,742,774	2,742,774	-
Q86221	Private medical activities )				
Q86223	Child care clinics )	4	77,049	77,049	-
Q88902	Child-care activities (including for the handicapped)	s	s	s	s
Q88909	Other social work activities without accommodation, n.e.c.	s	s	s	s
VII - Central Visayas		45	5,275,759	5,275,759	-
Q86121	Private general hospitals activities	30	5,029,767	5,029,767	-
Q86221	Private medical activities	7	119,202	119,202	-
Q86229	Private medical, dental and other health activities, n.e.c.	s	s	s	s
Q86900	Other human health activities	s	s	s	s
Q87901	Child care services	s	s	s	s
Q87909	Other residential care activities, n.e.c.	s	s	s	s
Q88902	Child-care activities (including for the handicapped)	s	s	s	s
VIII - Eastern Visayas		11	752,426	752,426	-
Q86121	Private general hospitals activities	s	s	s	s
Q87901	Child care services	s	s	s	s
IX - Zamboanga Peninsula		21	723,947	723,947	-
Q86121	Private general hospitals activities	s	s	s	s
Q86221	Private medical activities	s	s	s	s
Q88904	Charitable activities	s	s	s	s
X - Northern Mindanao		36	1,673,556	1,673,556	-
Q86121	Private general hospitals activities	s	s	s	s
Q86221	Private medical activities	s	s	s	s
XI - Davao Region		34	2,575,066	2,575,066	-
Q86121	Private general hospitals activities	25	2,421,986	2,421,986	-
Q86122	Private sanitaria and other similar activities	s	s	s	s
Q86123	Private mental health and substance abuse hospitals	s	s	s	s
Q86221	Private medical activities )				
Q86229	Private medical, dental and other health activities, n.e.c. )	4	53,937	53,937	-
Q86900	Other human health activities	s	s	s	s
Q87909	Other residential care activities, n.e.c.	s	s	s	s
Q88904	Charitable activities	s	s	s	s

TABLE 4a.1 Number of Establishments and Revenue from Main Activity by Type of Transaction for Human Health and Social Work Activities Establishments with Total Employment of 20 and Over by Region and Industry Sub-Class: Philippines, 2010 *(Concluded)*

(Value in thousand pesos. Details may not add-up to total due to rounding and/or statistical disclosure control)

2009 PSIC Code	Industry Description	Number of Establishments	Revenue from Main Activity		
			Total	Transactions Within the Country	Transactions Outside the Country
		(1)	(2)	(3)	(4)
	<b>XII - SOCCSKSARGEN</b>	<b>33</b>	<b>1,092,682</b>	<b>1,092,682</b>	-
Q86121	Private general hospitals activities	29	1,072,513	1,072,513	-
Q86221	Private medical activities	s	s	s	s
Q87202	Caring for the mentally and physically handicapped	s	s	s	s
	<b>XIII - Caraga</b>	<b>7</b>	<b>363,309</b>	<b>363,309</b>	-
Q86121	Private general hospitals activities	s	s	s	s
Q86221	Private medical activities	s	s	s	s
	<b>Autonomous Region in Muslim Mindanao</b>	<b>3</b>	<b>96,543</b>	<b>96,543</b>	-
Q86121	Private general hospitals activities	3	96,543	96,543	-
s - Data suppressed					
) - Data combined					

TABLE 4a.2 Number of Establishments and Value of Non-Industrial Services Done for Others by Human Health and Social Work Activities Establishments with Total Employment of 20 and Over by Region and Industry Sub-Class: Philippines, 2010

(Value in thousand pesos. Details may not add-up to total due to rounding and/or statistical disclosure control)

2009 PSIC Code	Industry Description	Number of Establishments	Non-Industrial Services Done for Others				
			Total	Rent Income from Land	Rental Income from Building and Structures	Other Rental Income	Other Non-Industrial Services Done for Others
			(1)	(2)	(3)	(4)	(5)
Philippines		738	1,006,164	-	275,152	198,515	532,498
Q86121	Private general hospitals activities	511	807,134	-	219,767	124,709	462,658
Q86122	Private sanitaria and other similar activities	s	s	s	s	s	s
Q86123	Private mental health and substance abuse hospitals	s	s	s	s	s	s
Q86221	Private medical activities	140	44,836	-	23,127	240	21,469
Q86222	Private dental and laboratory services	5	-	-	-	-	-
Q86223	Child care clinics	s	s	s	s	s	s
Q86229	Private medical, dental and other health activities, n.e.c.	28	3,102	-	2,965	61	76
Q86900	Other human health activities	4	2,818	-	2,262	51	505
Q87201	Rehabilitation of people addicted to drugs or alcohol	3	6	-	-	-	6
Q87202	Caring for the mentally and physically handicapped	4	4	-	-	-	4
Q87901	Child care services	8	33,251	-	-	-	33,251
Q87903	Caring for the aged and orphans	s	s	s	s	s	s
Q87909	Other residential care activities, n.e.c.	4	46	-	-	-	46

TABLE 4a.2 Number of Establishments and Value of Non-Industrial Services Done for Others by Human Health and Social Work Activities Establishments with Total Employment of 20 and Over by Region and Industry Sub-Class: Philippines, 2010 (Continued)

(Value in thousand pesos. Details may not add-up to total due to rounding and/or statistical disclosure control)

2009 PSIC Code	Industry Description	Number of Establishments	Non-Industrial Services Done for Others				
			Total	Rent Income from Land	Rental Income from Building and Structures	Other Rental Income	Other Non- Industrial Services Done for Others
		(1)	(2)	(3)	(4)	(5)	(6)
Q88103	Vocational rehabilitation and habilitation activities for disabled adults	s	s	s	s	s	s
Q88901	Welfare and guidance counseling activities for children and adolescents	s	s	s	s	s	s
Q88902	Child-care activities (including for the handicapped)	4	4,210	-	-	-	4,210
Q88904	Charitable activities	12	102,601	-	27,030	73,325	2,246
Q88909	Other social work activities without accommodation, n.e.c.	3	4,543	-	-	-	4,543
	<b>National Capital Region</b>	<b>249</b>	<b>541,912</b>	<b>-</b>	<b>133,255</b>	<b>137,448</b>	<b>271,209</b>
Q86121	Private general hospitals activities	88	405,429	-	104,350	64,123	236,956
Q86123	Private mental health and substance abuse hospitals	s	s	s	s	s	s
Q86221	Private medical activities	108	17,253	-	1,874	-	15,379
Q86222	Private dental and laboratory services	5	-	-	-	-	-
Q86229	Private medical, dental and other health activities, n.e.c.	20	13	-	-	-	13
Q86900	Other human health activities	s	s	s	s	s	s
Q87201	Rehabilitation of people addicted to drugs or alcohol )	3	10	-	-	-	4
Q87202	Caring for the mentally and physically handicapped )						
Q87901	Child care services	5	4,860	-	-	-	4,860
Q87903	Caring for the aged and orphans )	4	3,027	-	-	-	3,027
Q87909	Other residential care activities, n.e.c. )						
Q88901	Welfare and guidance counseling activities for children and adolescents )	3	4,127	-	-	-	4,127
Q88902	Child-care activities (including for the handicapped) )						
Q88904	Charitable activities	8	102,563	-	27,030	73,325	2,208
Q88909	Other social work activities without accommodation, n.e.c.	s	s	s	s	s	s
	<b>Cordillera Administrative Region</b>	<b>5</b>	<b>4,908</b>	<b>-</b>	<b>2,225</b>	<b>244</b>	<b>2,439</b>
Q86121	Private general hospitals activities	5	4,908	-	2,225	244	2,439
	<b>I - Ilocos Region</b>	<b>30</b>	<b>16,120</b>	<b>-</b>	<b>614</b>	<b>72</b>	<b>15,434</b>
Q86121	Private general hospitals activities	30	16,120	-	614	72	15,434
	<b>II - Cagayan Valley</b>	<b>15</b>	<b>2,772</b>	<b>-</b>	<b>522</b>	<b>782</b>	<b>1,468</b>
Q86121	Private general hospitals activities	15	2,772	-	522	782	1,468
	<b>III - Central Luzon</b>	<b>72</b>	<b>12,977</b>	<b>-</b>	<b>3,918</b>	<b>7,321</b>	<b>1,739</b>
Q86121	Private general hospitals activities	67	12,902	-	3,918	7,260	1,724

TABLE 4a.2 Number of Establishments and Value of Non-Industrial Services Done for Others by Human Health and Social Work Activities Establishments with Total Employment of 20 and Over by Region and Industry Sub-Class: Philippines, 2010 *(Continued)*

(Value in thousand pesos. Details may not add-up to total due to rounding and/or statistical disclosure control)

2009 PSIC Code	Industry Description	Number of Establishments	Non-Industrial Services Done for Others				
			Total	Rent Income from Land	Rental Income from Building and Structures	Other Rental Income	Other Non- Industrial Services Done for Others
		(1)	(2)	(3)	(4)	(5)	(6)
Q86221	Private medical activities )	5	75	-	-	61	15
Q86229	Private medical, dental and other health activities, n.e.c. )						
<b>IVA - CALABARZON</b>		<b>113</b>	<b>139,009</b>	<b>-</b>	<b>28,839</b>	<b>40,252</b>	<b>69,918</b>
Q86121	Private general hospitals activities	98	94,396	-	12,624	40,252	41,520
Q86122	Private sanitaria and other similar activities	s	s	s	s	s	s
Q86221	Private medical activities	s	s	s	s	s	s
Q87201	Rehabilitation of people addicted to drugs or alcohol	s	s	s	s	s	s
Q87901	Child care services	s	s	s	s	s	s
Q88904	Charitable activities	s	s	s	s	s	s
Q88909	Other social work activities without accommodation, n.e.c.	s	s	s	s	s	s
<b>IVB - MIMAROPA</b>		<b>11</b>	<b>5,322</b>	<b>-</b>	<b>84</b>	<b>228</b>	<b>5,009</b>
Q86121	Private general hospitals activities	s	s	s	s	s	s
Q87202	Caring for the mentally and physically handicapped	s	s	s	s	s	s
<b>V - Bicol Region</b>		<b>28</b>	<b>8,057</b>	<b>-</b>	<b>873</b>	<b>-</b>	<b>7,184</b>
Q86121	Private general hospitals activities	23	7,852	-	873	-	6,980
Q87201	Rehabilitation of people addicted to drugs or alcohol	s	s	s	s	s	s
Q88103	Vocational rehabilitation and habilitation activities for disabled adults	s	s	s	s	s	s
Q88902	Child-care activities (including for the handicapped)	s	s	s	s	s	s
Q88904	Charitable activities	s	s	s	s	s	s
<b>VI - Western Visayas</b>		<b>25</b>	<b>72,104</b>	<b>-</b>	<b>12,690</b>	<b>3,759</b>	<b>55,655</b>
Q86121	Private general hospitals activities	19	68,542	-	9,945	3,759	54,839
Q86221	Private medical activities )	4	3,501	-	2,746	-	756
Q86223	Child care clinics )						
Q88902	Child-care activities (including for the handicapped)	s	s	s	s	s	s
Q88909	Other social work activities without accommodation, n.e.c.	s	s	s	s	s	s
<b>VII - Central Visayas</b>		<b>45</b>	<b>95,684</b>	<b>-</b>	<b>51,034</b>	<b>7,376</b>	<b>37,274</b>
Q86121	Private general hospitals activities	30	91,407	-	47,197	7,325	36,886
Q86221	Private medical activities	7	2,293	-	2,292	-	1
Q86229	Private medical, dental and other health activities, n.e.c.	s	s	s	s	s	s
Q86900	Other human health activities	s	s	s	s	s	s
Q87901	Child care services	s	s	s	s	s	s
Q87909	Other residential care activities, n.e.c.	s	s	s	s	s	s
Q88902	Child-care activities (including for the handicapped)	s	s	s	s	s	s

TABLE 4a.2 Number of Establishments and Value of Non-Industrial Services Done for Others by Human Health and Social Work Activities Establishments with Total Employment of 20 and Over by Region and Industry Sub-Class: Philippines, 2010 (Concluded)

(Value in thousand pesos. Details may not add-up to total due to rounding and/or statistical disclosure control)

2009 PSIC Code	Industry Description	Number of Establishments	Non-Industrial Services Done for Others				
			Total	Rent Income from Land	Rental Income from Building and Structures	Other Rental Income	Other Non- Industrial Services Done for Others
		(1)	(2)	(3)	(4)	(5)	(6)
VIII - Eastern Visayas		11	3,857	-	442	68	3,348
Q86121	Private general hospitals activities	s	s	s	s	s	s
Q87901	Child care services	s	s	s	s	s	s
IX - Zamboanga Peninsula		21	13,152	-	10,893	-	2,259
Q86121	Private general hospitals activities	s	s	s	s	s	s
Q86221	Private medical activities	s	s	s	s	s	s
Q88904	Charitable activities	s	s	s	s	s	s
X - Northern Mindanao		36	11,101	-	1,862	-	9,239
Q86121	Private general hospitals activities	s	s	s	s	s	s
Q86221	Private medical activities	s	s	s	s	s	s
XI - Davao Region		34	54,195	-	22,055	713	31,426
Q86121	Private general hospitals activities	25	46,881	-	18,373	344	28,165
Q86122	Private sanitaria and other similar activities	s	s	s	s	s	s
Q86123	Private mental health and substance abuse hospitals	s	s	s	s	s	s
Q86221	Private medical activities )	4	4,519	-	1,420	240	2,858
Q86229	Private medical, dental and other health activities, n.e.c. )						
Q86900	Other human health activities	s	s	s	s	s	s
Q87909	Other residential care activities, n.e.c.	s	s	s	s	s	s
Q88904	Charitable activities	s	s	s	s	s	s
XII - SOCCSKSARGEN		33	23,509	-	4,614	-	18,895
Q86121	Private general hospitals activities	29	21,006	-	4,614	-	16,392
Q86221	Private medical activities	s	s	s	s	s	s
Q87202	Caring for the mentally and physically handicapped	s	s	s	s	s	s
XIII - Caraga		7	1,232	-	1,232	-	-
Q86121	Private general hospitals activities	s	s	s	s	s	s
Q86221	Private medical activities	s	s	s	s	s	s
Autonomous Region in Muslim Mindanao		3	253	-	-	253	-
Q86121	Private general hospitals activities	3	253	-	-	253	-

s - Data suppressed

) - Data combined

TABLE 5a Number of Establishments and Cost by Type for Human Health and Social Work Activities Establishments with Total Employment of 20 and Over  
by Region and Industry Sub-Class: Philippines, 2010

(Value in thousand pesos. Details may not add-up to total due to rounding and/or statistical disclosure control)

2009 PSIC Code	Industry Description	Number of Establishments	Cost			
			Total	Materials and Supplies Purchased	Fuels, Lubricants, Oils and Greases Purchased	Electricity and Water Purchased
			(1)	(2)	(3)	(4)
Philippines		738	47,397,803	19,238,265	303,388	3,673,873
Q86121	Private general hospitals activities	511	41,608,517	16,737,647	233,025	3,351,785
Q86122	Private sanitaria and other similar activities	s	s	s	s	s
Q86123	Private mental health and substance abuse hospitals	s	s	s	s	s
Q86221	Private medical activities	140	3,515,560	1,135,513	47,278	238,401
Q86222	Private dental and laboratory services	5	9,782	2,082	135	2,040
Q86223	Child care clinics	s	s	s	s	s
Q86229	Private medical, dental and other health activities, n.e.c.	28	250,465	132,919	3,655	17,337
Q86900	Other human health activities	4	93,984	20,175	247	4,405
Q87201	Rehabilitation of people addicted to drugs or alcohol	3	44,254	12,917	1,948	1,537
Q87202	Caring for the mentally and physically handicapped	4	42,908	9,030	315	1,138
Q87901	Child care services	8	278,656	105,876	6,580	19,251
Q87903	Caring for the aged and orphans	s	s	s	s	s
Q87909	Other residential care activities, n.e.c.	4	132,930	25,056	2,706	4,864
Q88103	Vocational rehabilitation and habilitation activities for disabled adults	s	s	s	s	s
Q88901	Welfare and guidance counseling activities for children and adolescents	s	s	s	s	s
Q88902	Child-care activities (including for the handicapped)	4	105,713	64,404	1,030	3,154
Q88904	Charitable activities	12	968,851	802,107	4,224	12,241
Q88909	Other social work activities without accommodation, n.e.c.	3	79,790	62,138	381	1,322
National Capital Region		249	26,300,689	10,415,687	142,412	2,087,565
Q86121	Private general hospitals activities	88	21,425,279	8,319,651	91,141	1,825,711
Q86123	Private mental health and substance abuse hospitals	s	s	s	s	s
Q86221	Private medical activities	108	3,150,548	1,004,879	39,737	209,916
Q86222	Private dental and laboratory services	5	9,782	2,082	135	2,040
Q86229	Private medical, dental and other health activities, n.e.c.	20	119,034	64,988	1,900	9,280
Q86900	Other human health activities	s	s	s	s	s
Q87201	Rehabilitation of people addicted to drugs or alcohol )	3	64,879	5,624	714	1,268
Q87202	Caring for the mentally and physically handicapped )					
Q87901	Child care services	5	129,146	14,936	1,328	7,077
Q87903	Caring for the aged and orphans )					
Q87909	Other residential care activities, n.e.c. )	4	182,769	37,711	2,459	10,427
Q88901	Welfare and guidance counseling activities for children ) and adolescents )	3	119,642	88,592	702	3,422
Q88902	Child-care activities (including for the handicapped) )					
Q88904	Charitable activities	8	933,968	793,672	4,000	10,885
Q88909	Other social work activities without accommodation, n.e.c.	s	s	s	s	s
Cordillera Administrative Region		5	157,729	45,282	1,440	8,298
Q86121	Private general hospitals activities	5	157,729	45,282	1,440	8,298

TABLE 5a Number of Establishments and Cost by Type for Human Health and Social Work Activities Establishments with Total Employment of 20 and Over  
by Region and Industry Sub-Class: Philippines, 2010 (Continued)

(Value in thousand pesos. Details may not add-up to total due to rounding and/or statistical disclosure control)

2009 PSIC Code	Industry Description	Number of Establishments	Cost			
			Total	Materials and Supplies Purchased	Fuels, Lubricants, Oils and Greases Purchased	Electricity and Water Purchased
			(1)	(2)	(3)	(4)
	I - Ilocos Region	30	763,455	284,700	3,969	50,367
Q86121	Private general hospitals activities	30	763,455	284,700	3,969	50,367
	II - Cagayan Valley	15	455,584	214,396	8,185	34,381
Q86121	Private general hospitals activities	15	455,584	214,396	8,185	34,381
	III - Central Luzon	72	1,951,935	928,541	21,842	230,265
Q86121	Private general hospitals activities	67	1,879,835	890,507	21,299	224,524
Q86221	Private medical activities )	5	72,100	38,033	544	5,741
Q86229	Private medical, dental and other health activities, n.e.c. )					
	IVA - CALABARZON	113	4,017,842	1,463,092	31,242	397,988
Q86121	Private general hospitals activities	98	3,679,313	1,308,220	22,781	368,832
Q86122	Private sanitaria and other similar activities	s	s	s	s	s
Q86221	Private medical activities	s	s	s	s	s
Q87201	Rehabilitation of people addicted to drugs or alcohol	s	s	s	s	s
Q87901	Child care services	s	s	s	s	s
Q88904	Charitable activities	s	s	s	s	s
Q88909	Other social work activities without accommodation, n.e.c.	s	s	s	s	s
	IVB - MIMAROPA	11	217,153	75,453	905	21,287
Q86121	Private general hospitals activities	s	s	s	s	s
Q87202	Caring for the mentally and physically handicapped	s	s	s	s	s
	V - Bicol Region	28	620,703	279,923	6,446	46,598
Q86121	Private general hospitals activities	23	494,982	213,595	5,151	44,272
Q87201	Rehabilitation of people addicted to drugs or alcohol	s	s	s	s	s
Q88103	Vocational rehabilitation and habilitation activities for disabled adults	s	s	s	s	s
Q88902	Child-care activities (including for the handicapped)	s	s	s	s	s
Q88904	Charitable activities	s	s	s	s	s
	VI - Western Visayas	25	2,440,663	769,974	10,433	219,391
Q86121	Private general hospitals activities	19	2,385,333	750,144	9,475	215,681
Q86221	Private medical activities )	4	49,546	18,870	627	3,400
Q86223	Child care clinics )					
Q88902	Child-care activities (including for the handicapped)	s	s	s	s	s
Q88909	Other social work activities without accommodation, n.e.c.	s	s	s	s	



TABLE 5a Number of Establishments and Cost by Type for Human Health and Social Work Activities: Establishments with Total Employment of 20 and Over  
by Region and Industry Sub-Class: Philippines, 2010 (Continued)

(Value in thousand pesos. Details may not add-up to total due to rounding and/or statistical disclosure control)

2009 PSIC Code	Industry Description	Number of Establishments	Cost			
			Total	Materials and Supplies Purchased	Fuels, Lubricants, Oils and Greases Purchased	Electricity and Water Purchased
		(1)	(2)	(3)	(4)	(5)
VII - Central Visayas		45	4,300,424	2,327,156	20,370	185,046
Q86121	Private general hospitals activities	30	4,164,885	2,274,507	17,073	177,803
Q86221	Private medical activities	7	62,845	23,954	1,466	3,179
Q86229	Private medical, dental and other health activities, n.e.c.	s	s	s	s	s
Q86900	Other human health activities	s	s	s	s	s
Q87901	Child care services	s	s	s	s	s
Q87909	Other residential care activities, n.e.c.	s	s	s	s	s
Q88902	Child-care activities (including for the handicapped)	s	s	s	s	s
VIII - Eastern Visayas		11	660,718	273,449	2,650	34,152
Q86121	Private general hospitals activities	s	s	s	s	s
Q87901	Child care services	s	s	s	s	s
IX - Zamboanga Peninsula		21	564,438	270,539	15,753	47,879
Q86121	Private general hospitals activities	s	s	s	s	s
Q86221	Private medical activities	s	s	s	s	s
Q88904	Charitable activities	s	s	s	s	s
X - Northern Mindanao		36	1,289,369	527,820	15,823	106,992
Q86121	Private general hospitals activities	s	s	s	s	s
Q86221	Private medical activities	s	s	s	s	s
XI - Davao Region		34	2,126,420	879,992	7,727	119,829
Q86121	Private general hospitals activities	25	2,007,898	837,808	5,691	112,689
Q86122	Private sanitaria and other similar activities	s	s	s	s	s
Q86123	Private mental health and substance abuse hospitals	s	s	s	s	s
Q86221	Private medical activities )	4	46,704	22,558	760	2,035
Q86229	Private medical, dental and other health activities, n.e.c. )					
Q86900	Other human health activities	s	s	s	s	s
Q87909	Other residential care activities, n.e.c.	s	s	s	s	s
Q88904	Charitable activities	s	s	s	s	s
XII - SOCCSKSARGEN		33	1,091,261	316,770	11,007	57,729
Q86121	Private general hospitals activities	29	1,074,308	312,207	10,550	56,424
Q86221	Private medical activities	s	s	s	s	s
Q87202	Caring for the mentally and physically handicapped	s	s	s	s	s
XIII - Caraga		7	331,141	156,125	3,038	23,031
Q86121	Private general hospitals activities	s	s	s	s	s
Q86221	Private medical activities	s	s	s	s	s

TABLE 5a Number of Establishments and Cost by Type for Human Health and Social Work Activities Establishments with Total Employment of 20 and Over by Region and Industry Sub-Class: Philippines, 2010 (Continued)

(Value in thousand pesos. Details may not add-up to total due to rounding and/or statistical disclosure control)

2009 PSIC Code	Industry Description	Number of Establishments	Cost			
			Total	Materials and Supplies Purchased	Fuels, Lubricants, Oils and Greases Purchased	Electricity and Water Purchased
		(1)	(2)	(3)	(4)	(5)

	<b>Autonomous Region in Muslim Mindanao</b>	<b>3</b>	<b>108,280</b>	<b>9,368</b>	<b>146</b>	<b>3,077</b>
Q86121	Private general hospitals activities	3	108,280	9,368	146	3,077

2009 PSIC Code	Industry Description	Cost					
		Industrial Services Done by Others	Non-Industrial Services Done by Others	Interest Expense	Goods Purchased for Resale	Taxes on Product and Production	Research and Experimental Development
		(6)	(7)	(8)	(9)	(10)	(11)

	<b>Philippines</b>	<b>1,704,207</b>	<b>7,672,622</b>	<b>805,046</b>	<b>6,278,371</b>	<b>414,499</b>	<b>63,838</b>
Q86121	Private general hospitals activities	1,404,277	5,913,396	762,074	6,090,116	358,680	57,276
Q86122	Private sanitaria and other similar activities	s	s	s	s	s	s
Q86123	Private mental health and substance abuse hospitals	s	s	s	s	s	s
Q86221	Private medical activities	216,796	1,296,698	34,809	176,298	37,418	4,564
Q86222	Private dental and laboratory services	-	4,504	20	-	277	-
Q86223	Child care clinics	s	s	s	s	s	s
Q86229	Private medical, dental and other health activities, n.e.c.	17,824	53,329	400	-	3,654	20
Q86900	Other human health activities	19,254	31,331	-	3,568	2,933	344
Q87201	Rehabilitation of people addicted to drugs or alcohol	1,310	23,121	-	-	359	-
Q87202	Caring for the mentally and physically handicapped	-	31,994	-	-	55	-
Q87901	Child care services	4,903	68,710	2,612	-	463	-
Q87903	Caring for the aged and orphans	s	s	s	s	s	s
Q87909	Other residential care activities, n.e.c.	2,166	83,877	1,953	-	2,095	243
Q88103	Vocational rehabilitation and habilitation activities	s	s	s	s	s	s
Q88901	Welfare and guidance counseling activities for children	s	s	s	s	s	s
Q88902	Child-care activities (including for the handicapped)	261	29,725	-	-	154	-
Q88904	Charitable activities	33,051	93,430	1,031	-	5,477	60
Q88909	Other social work activities without accommodation, n.e.c.	-	10,412	1,740	-	38	1,000

	<b>National Capital Region</b>	<b>1,165,608</b>	<b>5,509,193</b>	<b>478,126</b>	<b>1,899,717</b>	<b>219,896</b>	<b>31,688</b>
Q86121	Private general hospitals activities	884,515	3,969,641	444,784	1,757,137	175,069	27,183
Q86123	Private mental health and substance abuse hospitals	s	s	s	s	s	s
Q86221	Private medical activities	206,194	1,196,883	28,756	140,550	32,942	4,097
Q86222	Private dental and laboratory services	-	4,504	20	-	277	-
Q86229	Private medical, dental and other health activities, n.e.c.	14,042	14,512	171	-	2,172	-
Q86900	Other human health activities	s	s	s	s	s	s
Q87201	Rehabilitation of people addicted to drugs or alcohol )	1,310	53,026	-	-	288	-
Q87202	Caring for the mentally and physically handicapped )						
Q87901	Child care services	4,657	63,154	2,612	-	364	-
Q87903	Caring for the aged and orphans )						
Q87909	Other residential care activities, n.e.c. )	5,221		751	-	2,038	-

TABLE 5a Number of Establishments and Cost by Type for Human Health and Social Work Activities Establishments with Total Employment of 20 and Over  
by Region and Industry Sub-Class: Philippines, 2010 (Continued)

(Value in thousand pesos. Details may not add-up to total due to rounding and/or statistical disclosure control)

2009 PSIC Code	Industry Description	Cost					
		Industrial Services Done by Others	Non-Industrial Services Done by Others	Interest Expense	Goods Purchased for Resale	Taxes on Product and Production	Research and Experimental Development
		(6)	(7)	(8)	(9)	(10)	(11)
Q88901	Welfare and guidance counseling activities for children and adolescents )	-	8,780	-	-	30	-
Q88902	Child-care activities (including for the handicapped) )						
Q88904	Charitable activities	30,750	74,393	1,031	-	4,892	60
Q88909	Other social work activities without accommodation, n.e.c.	s	s	s	s	s	s
<b>Cordillera Administrative Region</b>		<b>7,293</b>	<b>29,321</b>	<b>-</b>	<b>30,402</b>	<b>656</b>	<b>963</b>
Q86121	Private general hospitals activities	7,293	29,321	-	30,402	656	963
<b>I - Ilocos Region</b>		<b>29,511</b>	<b>103,907</b>	<b>16,494</b>	<b>210,404</b>	<b>5,546</b>	<b>101</b>
Q86121	Private general hospitals activities	29,511	103,907	16,494	210,404	5,546	101
<b>II - Cagayan Valley</b>		<b>1,808</b>	<b>20,528</b>	<b>3,884</b>	<b>125,441</b>	<b>3,691</b>	<b>-</b>
Q86121	Private general hospitals activities	1,808	20,528	3,884	125,441	3,691	-
<b>III - Central Luzon</b>		<b>50,070</b>	<b>183,846</b>	<b>36,701</b>	<b>228,641</b>	<b>21,374</b>	<b>680</b>
Q86121	Private general hospitals activities	48,265	165,736	34,852	228,641	20,846	680
Q86221	Private medical activities )	1,805	18,111	1,849	-	527	-
Q86229	Private medical, dental and other health activities, n.e.c. )						
<b>IVA - CALABARZON</b>		<b>129,430</b>	<b>586,108</b>	<b>95,648</b>	<b>651,024</b>	<b>53,306</b>	<b>7,400</b>
Q86121	Private general hospitals activities	122,919	521,139	93,691	632,899	51,309	7,162
Q86122	Private sanitaria and other similar activities	s	s	s	s	s	s
Q86221	Private medical activities	s	s	s	s	s	s
Q87201	Rehabilitation of people addicted to drugs or alcohol	s	s	s	s	s	s
Q87901	Child care services	s	s	s	s	s	s
Q88904	Charitable activities	s	s	s	s	s	s
Q88909	Other social work activities without accommodation, n.e.c.	s	s	s	s	s	s
<b>IVB - MIMAROPA</b>		<b>2,261</b>	<b>13,914</b>	<b>867</b>	<b>78,899</b>	<b>1,582</b>	<b>631</b>
Q86121	Private general hospitals activities	s	s	s	s	s	s
Q87202	Caring for the mentally and physically handicapped	s	s	s	s	s	s
<b>V - Bicol Region</b>		<b>6,604</b>	<b>110,947</b>	<b>8,856</b>	<b>47,301</b>	<b>3,240</b>	<b>187</b>
Q86121	Private general hospitals activities	5,653	75,304	8,856	47,301	2,903	187
Q87201	Rehabilitation of people addicted to drugs or alcohol	s	s	s	s	s	s
Q88103	Vocational rehabilitation and habilitation activities for disabled adults	s	s	s	s	s	s
Q88902	Child-care activities (including for the handicapped)	s	s	s	s	s	s
Q88904	Charitable activities	s	s	s	s	s	s

TABLE 5a Number of Establishments and Cost by Type for Human Health and Social Work Activities Establishments with Total Employment of 20 and Over by Region and Industry Sub-Class: Philippines, 2010 (Continued)

(Value in thousand pesos. Details may not add-up to total due to rounding and/or statistical disclosure control)

2009 PSIC Code	Industry Description	Cost						
		Industrial Services Done by Others	Non-Industrial Services Done by Others	Interest Expense	Goods Purchased for Resale	Taxes on Product and Production	Research and Experimental Development	
		(6)	(7)	(8)	(9)	(10)	(11)	
	<b>VI - Western Visayas</b>	<b>50,277</b>	<b>227,906</b>	<b>34,444</b>	<b>686,657</b>	<b>13,725</b>	<b>1,417</b>	
Q86121	Private general hospitals activities	49,224	213,607	31,646	685,506	12,109	354	
Q86221	Private medical activities	)	1,053	14,074	1,058	1,151	1,592	63
Q86223	Child care clinics							
Q88902	Child-care activities (including for the handicapped)	s	s	s	s	s	s	
Q88909	Other social work activities without accommodation, n.e.c.	s	s	s	s	s	s	
	<b>VII - Central Visayas</b>	<b>103,874</b>	<b>259,639</b>	<b>15,454</b>	<b>876,070</b>	<b>30,357</b>	<b>11,073</b>	
Q86121	Private general hospitals activities	100,374	210,579	13,617	876,070	27,916	10,810	
Q86221	Private medical activities	929	24,249	-	-	1,010	-	
Q86229	Private medical, dental and other health activities, n.e.c.	s	s	s	s	s	s	
Q86900	Other human health activities	s	s	s	s	s	s	
Q87901	Child care services	s	s	s	s	s	s	
Q87909	Other residential care activities, n.e.c.	s	s	s	s	s	s	
Q88902	Child-care activities (including for the handicapped)	s	s	s	s	s	s	
	<b>VIII - Eastern Visayas</b>	<b>21,863</b>	<b>41,780</b>	<b>2,521</b>	<b>196,503</b>	<b>2,853</b>	<b>894</b>	
Q86121	Private general hospitals activities	s	s	s	s	s	s	
Q87901	Child care services	s	s	s	s	s	s	
	<b>IX - Zamboanga Peninsula</b>	<b>22,534</b>	<b>33,943</b>	<b>9,246</b>	<b>70,191</b>	<b>8,514</b>	<b>-</b>	
Q86121	Private general hospitals activities	s	s	s	s	s	s	
Q86221	Private medical activities	s	s	s	s	s	s	
Q88904	Charitable activities	s	s	s	s	s	s	
	<b>X - Northern Mindanao</b>	<b>22,924</b>	<b>117,427</b>	<b>35,595</b>	<b>245,099</b>	<b>12,185</b>	<b>310</b>	
Q86121	Private general hospitals activities	s	s	s	s	s	s	
Q86221	Private medical activities	s	s	s	s	s	s	
	<b>XI - Davao Region</b>	<b>43,492</b>	<b>271,374</b>	<b>29,431</b>	<b>489,486</b>	<b>18,226</b>	<b>6,483</b>	
Q86121	Private general hospitals activities	40,179	240,305	29,431	476,050	14,487	6,157	
Q86122	Private sanitaria and other similar activities	s	s	s	s	s	s	
Q86123	Private mental health and substance abuse hospitals	s	s	s	s	s	s	
Q86221	Private medical activities	)	1,950	9,461	-	6,688	520	-
Q86229	Private medical, dental and other health activities, n.e.c.							
Q86900	Other human health activities	s	s	s	s	s	s	
Q87909	Other residential care activities, n.e.c.	s	s	s	s	s	s	
Q88904	Charitable activities	s	s	s	s	s	s	

TABLE 5a Number of Establishments and Cost by Type for Human Health and Social Work Activities Establishments with Total Employment of 20 and Over by Region and Industry Sub-Class: Philippines, 2010 (Continued)

(Value in thousand pesos. Details may not add-up to total due to rounding and/or statistical disclosure control)

2009 PSIC Code	Industry Description	Cost					
		Industrial Services Done by Others	Non-Industrial Services Done by Others	Interest Expense	Goods Purchased for Resale	Taxes on Product and Production	Research and Experimental Development
		(6)	(7)	(8)	(9)	(10)	(11)
	<b>XII - SOCCSKSARGEN</b>	<b>24,755</b>	<b>100,186</b>	<b>35,654</b>	<b>350,510</b>	<b>8,871</b>	<b>1,585</b>
Q86121	Private general hospitals activities	24,312	97,796	35,654	345,160	8,607	1,418
Q86221	Private medical activities	s	s	s	s	s	s
Q87202	Caring for the mentally and physically handicapped	s	s	s	s	s	s
	<b>XIII - Caraga</b>	<b>14,079</b>	<b>20,556</b>	<b>2,124</b>	<b>63,880</b>	<b>10,126</b>	<b>426</b>
Q86121	Private general hospitals activities	s	s	s	s	s	s
Q86221	Private medical activities	s	s	s	s	s	s
	<b>Autonomous Region in Muslim Mindanao</b>	<b>7,827</b>	<b>42,049</b>	<b>-</b>	<b>28,146</b>	<b>352</b>	<b>-</b>
Q86121	Private general hospitals activities	7,827	42,049	-	28,146	352	-

2009 PSIC Code	Industry Description	Cost						
		Environmental Protection Expense	Royalty Fee	Franchise Fee	Foreign Exchange Losses	Bad and Doubtful Debts	Depreciation of Fixed Assets	Other Cost
		(12)	(13)	(14)	(15)	(16)	(17)	(18)
	<b>Philippines</b>	<b>33,246</b>	<b>-</b>	<b>498</b>	<b>15,377</b>	<b>634,030</b>	<b>5,253,386</b>	<b>1,307,157</b>
Q86121	Private general hospitals activities	32,722	-	444	6,975	605,189	4,793,192	1,261,719
Q86122	Private sanitaria and other similar activities	s	s	s	s	s	s	s
Q86123	Private mental health and substance abuse hospitals	s	s	s	s	s	s	s
Q86221	Private medical activities	318	-	54	3,263	5,485	297,311	21,352
Q86222	Private dental and laboratory services	-	-	-	-	-	723	-
Q86223	Child care clinics	s	s	s	s	s	s	s
Q86229	Private medical, dental and other health activities, n.e.c.	-	-	-	-	300	20,384	643
Q86900	Other human health activities	-	-	-	-	64	11,663	-
Q87201	Rehabilitation of people addicted to drugs or alcohol	-	-	-	-	-	2,535	526
Q87202	Caring for the mentally and physically handicapped	-	-	-	-	-	376	-
Q87901	Child care services	37	-	-	-	22,431	47,569	224
Q87903	Caring for the aged and orphans	s	s	s	s	s	s	s
Q87909	Other residential care activities, n.e.c.	-	-	-	1,544	410	5,954	2,061
Q88103	Vocational rehabilitation and habilitation activities	s	s	s	s	s	s	s
Q88901	Welfare and guidance counseling activities for children	s	s	s	s	s	s	s
Q88902	Child-care activities (including for the handicapped)	-	-	-	1,347	-	4,610	1,029
Q88904	Charitable activities	90	-	-	1,454	150	11,323	4,213
Q88909	Other social work activities without accommodation, n.e.c.	-	-	-	93	-	1,685	982

TABLE 5a Number of Establishments and Cost by Type for Human Health and Social Work Activities Establishments with Total Employment of 20 and Over by Region and Industry Sub-Class: Philippines, 2010 (Continued)

(Value in thousand pesos. Details may not add-up to total due to rounding and/or statistical disclosure control)

2009 PSIC Code	Industry Description	Cost						
		Environmental Protection Expense	Royalty Fee	Franchise Fee	Foreign Exchange Losses	Bad and Doubtful Debts	Depreciation of Fixed Assets	Other Cost
		(12)	(13)	(14)	(15)	(16)	(17)	(18)
	National Capital Region	11,253	-	54	7,140	244,384	3,131,191	956,777
Q86121	Private general hospitals activities	11,045	-	-	103	215,938	2,784,163	919,198
Q86123	Private mental health and substance abuse hospitals	s	s	s	s	s	s	s
Q86221	Private medical activities	118	-	54	3,263	5,198	259,523	18,437
Q86222	Private dental and laboratory services	-	-	-	-	-	723	-
Q86229	Private medical, dental and other health activities, n.e.c.	-	-	-	-	200	11,655	115
Q86900	Other human health activities	s	s	s	s	s	s	s
Q87201	Rehabilitation of people addicted to drugs or alcohol )	-	-	-	-	-	6	-
Q87202	Caring for the mentally and physically handicapped )	-	-	-	-	-	-	-
Q87901	Child care services	-	-	-	-	22,431	12,362	224
Q87903	Caring for the aged and orphans )	-	-	-	-	-	-	-
Q87909	Other residential care activities, n.e.c. )	-	-	-	1,544	402	38,248	2,117
Q88901	Welfare and guidance counseling activities for children )	-	-	-	-	-	-	-
	and adolescents )	-	-	-	701	-	4,166	13,250
Q88902	Child-care activities (including for the handicapped) )	-	-	-	-	-	-	-
Q88904	Charitable activities )	90	-	-	1,437	150	10,600	2,007
Q88909	Other social work activities without accommodation, n.e.c.	s	s	s	s	s	s	s
	Cordillera Administrative Region	-	-	-	-	1,177	32,341	556
Q86121	Private general hospitals activities	-	-	-	-	1,177	32,341	556
	I - Ilocos Region	-	-	-	-	13,314	38,847	6,295
Q86121	Private general hospitals activities	-	-	-	-	13,314	38,847	6,295
	II - Cagayan Valley	-	-	-	-	5,819	34,466	2,986
Q86121	Private general hospitals activities	-	-	-	-	5,819	34,466	2,986
	III - Central Luzon	2,118	-	-	-	10,834	216,554	20,468
Q86121	Private general hospitals activities )	2,118	-	-	-	10,734	211,358	20,274
Q86221	Private medical activities )	-	-	-	-	-	-	-
Q86229	Private medical, dental and other health activities, n.e.c.	-	-	-	-	100	5,196	194
	IVA - CALABARZON	8,734	-	168	2,633	50,005	490,532	50,534
Q86121	Private general hospitals activities	8,468	-	168	2,633	50,005	440,586	48,499
Q86122	Private sanitaria and other similar activities	s	s	s	s	s	s	s
Q86221	Private medical activities	s	s	s	s	s	s	s
Q87201	Rehabilitation of people addicted to drugs or alcohol	s	s	s	s	s	s	s
Q87901	Child care services	s	s	s	s	s	s	s
Q88904	Charitable activities	s	s	s	s	s	s	s
Q88909	Other social work activities without accommodation, n.e.c.	s	s	s	s	s	s	s

TABLE 5a Number of Establishments and Cost by Type for Human Health and Social Work Activities Establishments with Total Employment of 20 and Over by Region and Industry Sub-Class: Philippines, 2010 (Continued)

(Value in thousand pesos. Details may not add-up to total due to rounding and/or statistical disclosure control)

2009 PSIC Code	Industry Description	Cost						
		Environmental Protection Expense	Royalty Fee	Franchise Fee	Foreign Exchange Losses	Bad and Doubtful Debts	Depreciation of Fixed Assets	Other Cost
		(12)	(13)	(14)	(15)	(16)	(17)	(18)
	<b>IVB - MIMAROPA</b>	<b>956</b>	<b>-</b>	<b>-</b>	<b>183</b>	<b>4,665</b>	<b>15,409</b>	<b>139</b>
Q86121	Private general hospitals activities	s	s	s	s	s	s	s
Q87202	Caring for the mentally and physically handicapped	s	s	s	s	s	s	s
	<b>V - Bicol Region</b>	<b>338</b>	<b>-</b>	<b>-</b>	<b>1,021</b>	<b>25,600</b>	<b>79,816</b>	<b>3,827</b>
Q86121	Private general hospitals activities	338	-	-	66	25,600	64,175	1,580
Q87201	Rehabilitation of people addicted to drugs or alcohol	s	s	s	s	s	s	s
Q88103	Vocational rehabilitation and habilitation activities for disabled adults	s	s	s	s	s	s	s
Q88902	Child-care activities (including for the handicapped)	s	s	s	s	s	s	s
Q88904	Charitable activities	s	s	s	s	s	s	s
	<b>VI - Western Visayas</b>	<b>-</b>	<b>-</b>	<b>-</b>	<b>3,156</b>	<b>36,936</b>	<b>235,340</b>	<b>151,007</b>
Q86121	Private general hospitals activities	-	-	-	3,156	36,889	226,534	151,007
Q86221	Private medical activities )	-	-	-	-	47	7,612	-
Q86223	Child care clinics )	-	-	-	-	-	-	-
Q88902	Child-care activities (including for the handicapped)	s	s	s	s	s	s	s
Q88909	Other social work activities without accommodation, n.e.c.	s	s	s	s	s	s	s
	<b>VII - Central Visayas</b>	<b>8,977</b>	<b>-</b>	<b>229</b>	<b>955</b>	<b>56,060</b>	<b>383,423</b>	<b>21,741</b>
Q86121	Private general hospitals activities	8,977	-	229	563	56,052	370,117	20,198
Q86221	Private medical activities	-	-	-	-	-	7,895	164
Q86229	Private medical, dental and other health activities, n.e.c.	s	s	s	s	s	s	s
Q86900	Other human health activities	s	s	s	s	s	s	s
Q87901	Child care services	s	s	s	s	s	s	s
Q87909	Other residential care activities, n.e.c.	s	s	s	s	s	s	s
Q88902	Child-care activities (including for the handicapped)	s	s	s	s	s	s	s
	<b>VIII - Eastern Visayas</b>	<b>143</b>	<b>-</b>	<b>-</b>	<b>158</b>	<b>19,836</b>	<b>60,289</b>	<b>3,628</b>
Q86121	Private general hospitals activities	s	s	s	s	s	s	s
Q87901	Child care services	s	s	s	s	s	s	s
	<b>IX - Zamboanga Peninsula</b>	<b>-</b>	<b>-</b>	<b>-</b>	<b>-</b>	<b>7,132</b>	<b>57,511</b>	<b>21,197</b>
Q86121	Private general hospitals activities	s	s	s	s	s	s	s
Q86221	Private medical activities	s	s	s	s	s	s	s
Q88904	Charitable activities	s	s	s	s	s	s	s
	<b>X - Northern Mindanao</b>	<b>297</b>	<b>-</b>	<b>-</b>	<b>-</b>	<b>39,216</b>	<b>147,865</b>	<b>17,815</b>
Q86121	Private general hospitals activities	s	s	s	s	s	s	s
Q86221	Private medical activities	s	s	s	s	s	s	s

TABLE 5a Number of Establishments and Cost by Type for Human Health and Social Work Activities Establishments with Total Employment of 20 and Over by Region and Industry Sub-Class: Philippines, 2010 (Concluded)

(Value in thousand pesos. Details may not add-up to total due to rounding and/or statistical disclosure control)

2009 PSIC Code	Industry Description	Cost						
		Environmental Protection Expense	Royalty Fee	Franchise Fee	Foreign Exchange Losses	Bad and Doubtful Debts	Depreciation of Fixed Assets	Other Cost
		(12)	(13)	(14)	(15)	(16)	(17)	(18)
	<b>XI - Davao Region</b>	-	-	-	130	30,364	214,761	15,125
Q86121	Private general hospitals activities	-	-	-	113	30,364	200,608	14,017
Q86122	Private sanitaria and other similar activities	s	s	s	s	s	s	s
Q86123	Private mental health and substance abuse hospitals	s	s	s	s	s	s	s
Q86221	Private medical activities )	-	-	-	-	-	2,460	273
Q86229	Private medical, dental and other health activities, n.e.c. )	-	-	-	-	-	-	-
Q86900	Other human health activities	s	s	s	s	s	s	s
Q87909	Other residential care activities, n.e.c.	s	s	s	s	s	s	s
Q88904	Charitable activities	s	s	s	s	s	s	s
	<b>XII - SOCCSKSARGEN</b>	430	-	-	-	81,051	78,354	24,359
Q86121	Private general hospitals activities	380	-	-	-	81,051	77,040	23,709
Q86221	Private medical activities	s	s	s	s	s	s	s
Q87202	Caring for the mentally and physically handicapped	s	s	s	s	s	s	s
	<b>Autonomous Region in Muslim Mindanao</b>	-	-	-	-	5,230	2,639	9,447
Q86121	Private general hospitals activities	-	-	-	-	5,230	2,639	9,447
	<b>XIII - Caraga</b>	-	-	47	-	2,408	34,047	1,256
Q86121	Private general hospitals activities	s	s	s	s	s	s	s
Q86221	Private medical activities	s	s	s	s	s	s	s
	<b>Autonomous Region in Muslim Mindanao</b>	-	-	-	-	5,230	2,639	9,447
Q86121	Private general hospitals activities	-	-	-	-	5,230	2,639	9,447

s - Data suppressed

) - Data combined



TABLE 5a.1 Number of Establishments and Cost of Industrial Services Done by Others for Human Health and Social Work Activities Establishments with Total Employment of 20 and Over by Region and Industry Sub-Class: Philippines, 2010

(Value in thousand pesos. Details may not add-up to total due to rounding and/or statistical disclosure control)

2009 PSIC Code	Industry Description	Number of Establishments	Industrial Services Done by Others		
			Total	Contract and Commission Work	Other Industrial Services
		(1)	(2)	(3)	(4)
	Philippines	738	1,704,207	-	1,704,207
Q86121	Private general hospitals activities	511	1,404,277	-	1,404,277
Q86122	Private sanitaria and other similar activities	s	s	s	s
Q86123	Private mental health and substance abuse hospitals	s	s	s	s
Q86221	Private medical activities	140	216,796	-	216,796
Q86222	Private dental and laboratory services	5	-	-	-
Q86223	Child care clinics	s	s	s	s
Q86229	Private medical, dental and other health activities, n.e.c.	28	17,824	-	17,824
Q86900	Other human health activities	4	19,254	-	19,254
Q87201	Rehabilitation of people addicted to drugs or alcohol	3	1,310	-	1,310
Q87202	Caring for the mentally and physically handicapped	4	-	-	-
Q87901	Child care services	8	4,903	-	4,903
Q87903	Caring for the aged and orphans	s	s	s	s
Q87909	Other residential care activities, n.e.c.	4	2,166	-	2,166
Q88103	Vocational rehabilitation and habilitation activities for disabled adults	s	s	s	s
Q88901	Welfare and guidance counseling activities for children and adolescents	s	s	s	s
Q88902	Child-care activities (including for the handicapped)	4	261	-	261
Q88904	Charitable activities	12	33,051	-	33,051
Q88909	Other social work activities without accommodation, n.e.c.	3	-	-	-
	National Capital Region	249	1,165,608	-	1,165,608
Q86121	Private general hospitals activities	88	884,515	-	884,515
Q86123	Private mental health and substance abuse hospitals	s	s	s	s
Q86221	Private medical activities	108	206,194	-	206,194
Q86222	Private dental and laboratory services	5	-	-	-
Q86229	Private medical, dental and other health activities, n.e.c.	20	14,042	-	14,042
Q86900	Other human health activities	s	s	s	s
Q87201	Rehabilitation of people addicted to drugs or alcohol )	3	1,310	-	1,310
Q87202	Caring for the mentally and physically handicapped )				
Q87901	Child care services	5	4,657	-	4,657
Q87903	Caring for the aged and orphans )				
Q87909	Other residential care activities, n.e.c. )	4	5,221	-	5,221
Q88901	Welfare and guidance counseling activities for children and adolescents )	3	-	-	-
Q88902	Child-care activities (including for the handicapped) )				
Q88904	Charitable activities	8	30,750	-	30,750
Q88909	Other social work activities without accommodation, n.e.c.	s	s	s	s
	Cordillera Administrative Region	5	7,293	-	7,293
Q86121	Private general hospitals activities	5	7,293	-	7,293

TABLE 5a.1 Number of Establishments and Cost of Industrial Services Done by Others for Human Health and Social Work Activities Establishments with Total Employment of 20 and Over by Region and Industry Sub-Class: Philippines, 2010 (Continued)

(Value in thousand pesos. Details may not add-up to total due to rounding and/or statistical disclosure control)

2009 PSIC Code	Industry Description	Number of Establishments	Industrial Services Done by Others		
			Total	Contract and Commission Work	Other Industrial Services
		(1)	(2)	(3)	(4)
	I - Ilocos Region	30	29,511	-	29,511
Q86121	Private general hospitals activities	30	29,511	-	29,511
	II - Cagayan Valley	15	1,808	-	1,808
Q86121	Private general hospitals activities	15	1,808	-	1,808
	III - Central Luzon	72	50,070	-	50,070
Q86121	Private general hospitals activities	67	48,265	-	48,265
Q86221	Private medical activities )	5	1,805	-	1,805
Q86229	Private medical, dental and other health activities, n.e.c. )				
	IVA - CALABARZON	113	129,430	-	129,430
Q86121	Private general hospitals activities	98	122,919	-	122,919
Q86122	Private sanitaria and other similar activities	s	s	s	s
Q86221	Private medical activities	s	s	s	s
Q87201	Rehabilitation of people addicted to drugs or alcohol	s	s	s	s
Q87901	Child care services	s	s	s	s
Q88904	Charitable activities	s	s	s	s
Q88909	Other social work activities without accommodation, n.e.c.	s	s	s	s
	IVB - MIMAROPA	11	2,261	-	2,261
Q86121	Private general hospitals activities	s	s	s	s
Q87202	Caring for the mentally and physically handicapped	s	s	s	s
	V - Bicol Region	28	6,604	-	6,604
Q86121	Private general hospitals activities	23	5,653	-	5,653
Q87201	Rehabilitation of people addicted to drugs or alcohol	s	s	s	s
Q88103	Vocational rehabilitation and habilitation activities for disabled adults	s	s	s	s
Q88902	Child-care activities (including for the handicapped)	s	s	s	s
Q88904	Charitable activities	s	s	s	s
	VI - Western Visayas	25	50,277	-	50,277
Q86121	Private general hospitals activities	19	49,224	-	49,224
Q86221	Private medical activities )	4	1,053	-	1,053
Q86223	Child care clinics )				
Q88902	Child-care activities (including for the handicapped)	s	s	s	s
Q88909	Other social work activities without accommodation, n.e.c.	s	s	s	s

TABLE 5a.1 Number of Establishments and Cost of Industrial Services Done by Others for Human Health and Social Work Activities Establishments with Total Employment of 20 and Over by Region and Industry Sub-Class: Philippines, 2010 (Continued)

(Value in thousand pesos. Details may not add-up to total due to rounding and/or statistical disclosure control)

2009 PSIC Code	Industry Description	Number of Establishments	Industrial Services Done by Others		
			Total	Contract and Commission Work	Other Industrial Services
		(1)	(2)	(3)	(4)
<b>VII - Central Visayas</b>		<b>45</b>	<b>103,874</b>	<b>-</b>	<b>103,874</b>
Q86121	Private general hospitals activities	30	100,374	-	100,374
Q86221	Private medical activities	7	929	-	929
Q86229	Private medical, dental and other health activities, n.e.c.	s	s	s	s
Q86900	Other human health activities	s	s	s	s
Q87901	Child care services	s	s	s	s
Q87909	Other residential care activities, n.e.c.	s	s	s	s
Q88902	Child-care activities (including for the handicapped)	s	s	s	s
<b>VIII - Eastern Visayas</b>		<b>11</b>	<b>21,863</b>	<b>-</b>	<b>21,863</b>
Q86121	Private general hospitals activities	s	s	s	s
Q87901	Child care services	s	s	s	s
<b>IX - Zamboanga Peninsula</b>		<b>21</b>	<b>22,534</b>	<b>-</b>	<b>22,534</b>
Q86121	Private general hospitals activities	s	s	s	s
Q86221	Private medical activities	s	s	s	s
Q88904	Charitable activities	s	s	s	s
<b>X - Northern Mindanao</b>		<b>36</b>	<b>22,924</b>	<b>-</b>	<b>22,924</b>
Q86121	Private general hospitals activities	s	s	s	s
Q86221	Private medical activities	s	s	s	s
<b>XI - Davao Region</b>		<b>34</b>	<b>43,492</b>	<b>-</b>	<b>43,492</b>
Q86121	Private general hospitals activities	25	40,179	-	40,179
Q86122	Private sanitaria and other similar activities	s	s	s	s
Q86123	Private mental health and substance abuse hospitals	s	s	s	s
Q86221	Private medical activities	4	1,950	-	1,950
Q86229	Private medical, dental and other health activities, n.e.c.				
Q86900	Other human health activities	s	s	s	s
Q87909	Other residential care activities, n.e.c.	s	s	s	s
Q88904	Charitable activities	s	s	s	s
<b>XII - SOCCSKSARGEN</b>		<b>33</b>	<b>24,755</b>	<b>-</b>	<b>24,755</b>
Q86121	Private general hospitals activities	29	24,312	-	24,312
Q86221	Private medical activities	s	s	s	s
Q87202	Caring for the mentally and physically handicapped	s	s	s	s
<b>XIII - Caraga</b>		<b>7</b>	<b>14,079</b>	<b>-</b>	<b>14,079</b>
Q86121	Private general hospitals activities	s	s	s	s
Q86221	Private medical activities	s	s	s	s

TABLE 5a.1 Number of Establishments and Cost of Industrial Services Done by Others for Human Health and Social Work Activities Establishments with Total Employment of 20 and Over by Region and Industry Sub-Class: Philippines, 2010 (Concluded)

(Value in thousand pesos. Details may not add-up to total due to rounding and/or statistical disclosure control)

2009 PSIC Code	Industry Description	Number of Establishments	Industrial Services Done by Others		
			Total	Contract and Commission Work	Other Industrial Services
		(1)	(2)	(3)	(4)
	Autonomous Region in Muslim Mindanao	3	7,827	-	7,827
Q86121	Private general hospitals activities	3	7,827	-	7,827
s - Data suppressed					
)- Data combined					

TABLE 5a.2 Number of Establishments and Cost of Non-Industrial Services Done by Others for Human Health and Social Work Activities Establishments with Total Employment of 20 and Over by Region and Industry Sub-Class: Philippines, 2010

(Value in thousand pesos. Details may not add-up to total due to rounding and/or statistical disclosure control)

2009 PSIC Code	Industry Description	Number of Establishments	Non-Industrial Services Done by Others				
			Total	Rent Expense for Land	Rental Expense for Building and Structures	Other Rental Expense	Other Non- Industrial Services
		(1)	(2)	(3)	(4)	(5)	(6)
Philippines		738	7,672,622	181,726	599,405	162,832	6,728,659
Q86121	Private general hospitals activities	511	5,913,396	179,687	81,515	158,995	5,493,199
Q86122	Private sanitaria and other similar activities	s	s	s	s	s	s
Q86123	Private mental health and substance abuse hospitals	s	s	s	s	s	s
Q86221	Private medical activities	140	1,296,698	2,027	455,409	3,661	835,601
Q86222	Private dental and laboratory services	5	4,504	-	2,697	-	1,807
Q86223	Child care clinics	s	s	s	s	s	s
Q86229	Private medical, dental and other health activities, n.e.c.	28	53,329	-	10,519	-	42,810
Q86900	Other human health activities	4	31,331	-	5,148	50	26,132
Q87201	Rehabilitation of people addicted to drugs or alcohol	3	23,121	-	2,020	43	21,058
Q87202	Caring for the mentally and physically handicapped	4	31,994	-	500	-	31,494
Q87901	Child care services	8	68,710	-	7,543	-	61,167
Q87903	Caring for the aged and orphans	s	s	s	s	s	s
Q87909	Other residential care activities, n.e.c.	4	83,877	-	8,268	79	75,530
Q88103	Vocational rehabilitation and habilitation activities	s	s	s	s	s	s
Q88901	Welfare and guidance counseling activities for children	s	s	s	s	s	s
Q88902	Child-care activities (including for the handicapped)	4	29,725	12	279	-	29,433
Q88904	Charitable activities	12	93,430	-	11,333	-	82,097
Q88909	Other social work activities without accommodation, n.e.c.	3	10,412	-	2,104	5	8,302
National Capital Region		249	5,509,193	168,817	489,254	126,995	4,724,126
Q86121	Private general hospitals activities	88	3,969,641	168,141	17,866	124,399	3,659,235
Q86123	Private mental health and substance abuse hospitals	s	s	s	s	s	s
Q86221	Private medical activities	108	1,196,883	677	422,764	2,548	770,894
Q86222	Private dental and laboratory services	5	4,504	-	2,697	-	1,807
Q86229	Private medical, dental and other health activities, n.e.c.	20	14,512	-	4,747	-	9,765
Q86900	Other human health activities	s	s	s	s	s	

TABLE 5a.2 Number of Establishments and Cost of Non-Industrial Services Done by Others for Human Health and Social Work Activities Establishments with Total Employment of 20 and Over by Region and Industry Sub-Class: Philippines, 2010 (Continued)

(Value in thousand pesos. Details may not add-up to total due to rounding and/or statistical disclosure control)

2009 PSIC Code	Industry Description	Number of Establishments	Non-Industrial Services Done by Others				
			Total	Rent Expense for Land	Rental Expense for Building and Structures	Other Rental Expense	Other Non- Industrial Services
			(1)	(2)	(3)	(4)	(5)
Q87201	Rehabilitation of people addicted to drugs or alcohol )	3	53,026	-	2,430	43	30,091
Q87202	Caring for the mentally and physically handicapped )						
Q87901	Child care services	5	63,154	-	7,123	-	56,031
Q87903	Caring for the aged and orphans )						
Q87909	Other residential care activities, n.e.c. )	4	81,850	-	13,440	-	68,410
Q88901	Welfare and guidance counseling activities for children )						
	and adolescents )	3	8,780	-	2,301	-	6,479
Q88902	Child-care activities (including for the handicapped) )						
Q88904	Charitable activities	8	74,393	-	4,417	-	69,976
Q88909	Other social work activities without accommodation, n.e.c.	s	s	s	s	s	s
<b>Cordillera Administrative Region</b>		<b>5</b>	<b>29,321</b>	<b>-</b>	<b>-</b>	<b>-</b>	<b>29,321</b>
Q86121	Private general hospitals activities	5	29,321	-	-	-	29,321
<b>I - Ilocos Region</b>		<b>30</b>	<b>103,907</b>	<b>-</b>	<b>35</b>	<b>1,610</b>	<b>102,262</b>
Q86121	Private general hospitals activities	30	103,907	-	35	1,610	102,262
<b>II - Cagayan Valley</b>		<b>15</b>	<b>20,528</b>	<b>-</b>	<b>-</b>	<b>-</b>	<b>20,528</b>
Q86121	Private general hospitals activities	15	20,528	-	-	-	20,528
<b>III - Central Luzon</b>		<b>72</b>	<b>183,846</b>	<b>1,048</b>	<b>17,291</b>	<b>6,322</b>	<b>159,185</b>
Q86121	Private general hospitals activities	67	165,736	1,048	17,140	6,322	141,226
Q86221	Private medical activities )						
Q86229	Private medical, dental and other health activities, n.e.c. )	5	18,111	-	151	-	17,959
<b>IVA - CALABARZON</b>		<b>113</b>	<b>586,108</b>	<b>7,277</b>	<b>50,915</b>	<b>9,569</b>	<b>518,347</b>
Q86121	Private general hospitals activities	98	521,139	7,187	23,386	8,457	482,110
Q86122	Private sanitaria and other similar activities	s	s	s	s	s	s
Q86221	Private medical activities	s	s	s	s	s	s
Q87201	Rehabilitation of people addicted to drugs or alcohol	s	s	s	s	s	s
Q87901	Child care services	s	s	s	s	s	s
Q88904	Charitable activities	s	s	s	s	s	s
Q88909	Other social work activities without accommodation, n.e.c.	s	s	s	s	s	s
<b>IVB - MIMAROPA</b>		<b>11</b>	<b>13,914</b>	<b>-</b>	<b>-</b>	<b>-</b>	<b>13,914</b>
Q86121	Private general hospitals activities	s	s	s	s	s	s
Q87202	Caring for the mentally and physically handicapped	s	s	s	s	s	s

TABLE 5a.2 Number of Establishments and Cost of Non-Industrial Services Done by Others for Human Health and Social Work Activities Establishments with Total Employment of 20 and Over by Region and Industry Sub-Class: Philippines, 2010 (Continued)

(Value in thousand pesos. Details may not add-up to total due to rounding and/or statistical disclosure control)

2009 PSIC Code	Industry Description	Number of Establishments	Non-Industrial Services Done by Others				
			Total	Rent Expense for Land	Rental Expense for Building and Structures	Other Rental Expense	Other Non- Industrial Services
		(1)	(2)	(3)	(4)	(5)	(6)
V - Bicol Region		28	110,947	1,243	3,560	-	106,144
Q86121	Private general hospitals activities	23	75,304	1,231	-	-	74,073
Q87201	Rehabilitation of people addicted to drugs or alcohol	s	s	s	s	s	s
Q88103	Vocational rehabilitation and habilitation activities for disabled adults	s	s	s	s	s	s
Q88902	Child-care activities (including for the handicapped)	s	s	s	s	s	s
Q88904	Charitable activities	s	s	s	s	s	s
VI - Western Visayas		25	227,906	144	10,396	8,512	208,854
Q86121	Private general hospitals activities	19	213,607	144	5,371	8,512	199,579
Q86221	Private medical activities	4	14,074	-	5,024	-	9,049
Q86223	Child care clinics						
Q88902	Child-care activities (including for the handicapped)	s	s	s	s	s	s
Q88909	Other social work activities without accommodation, n.e.c.	s	s	s	s	s	s
VII - Central Visayas		45	259,639	1,895	10,087	473	247,184
Q86121	Private general hospitals activities	30	210,579	695	1,941	423	207,520
Q86221	Private medical activities	7	24,249	1,200	2,242	-	20,808
Q86229	Private medical, dental and other health activities, n.e.c.	s	s	s	s	s	s
Q86900	Other human health activities	s	s	s	s	s	s
Q87901	Child care services	s	s	s	s	s	s
Q87909	Other residential care activities, n.e.c.	s	s	s	s	s	s
Q88902	Child-care activities (including for the handicapped)	s	s	s	s	s	s
VIII - Eastern Visayas		11	41,780	12	420	-	41,348
Q86121	Private general hospitals activities	s	s	s	s	s	s
Q87901	Child care services	s	s	s	s	s	s
IX - Zamboanga Peninsula		21	33,943	-	322	1,230	32,392
Q86121	Private general hospitals activities	s	s	s	s	s	s
Q86221	Private medical activities	s	s	s	s	s	s
Q88904	Charitable activities	s	s	s	s	s	s
X - Northern Mindanao		36	117,427	-	2,176	-	115,250
Q86121	Private general hospitals activities	s	s	s	s	s	s
Q86221	Private medical activities	s	s	s	s	s	s

TABLE 5a.2 Number of Establishments and Cost of Non-Industrial Services Done by Others for Human Health and Social Work Activities Establishments with Total Employment of 20 and Over by Region and Industry Sub-Class: Philippines, 2010 (Concluded)

(Value in thousand pesos. Details may not add-up to total due to rounding and/or statistical disclosure control)

2009 PSIC Code	Industry Description	Number of Establishments	Non-Industrial Services Done by Others				
			Total	Rent Expense for Land	Rental Expense for Building and Structures	Other Rental Expense	Other Non- Industrial Services
		(1)	(2)	(3)	(4)	(5)	(6)
XI - Davao Region		34	271,374	972	8,036	79	262,287
Q86121	Private general hospitals activities	25	240,305	972	7,264	-	232,070
Q86122	Private sanitaria and other similar activities	s	s	s	s	s	s
Q86123	Private mental health and substance abuse hospitals	s	s	s	s	s	s
Q86221	Private medical activities	4	9,461	-	-	-	9,461
Q86229	Private medical, dental and other health activities, n.e.c.						
Q86900	Other human health activities	s	s	s	s	s	s
Q87909	Other residential care activities, n.e.c.	s	s	s	s	s	s
Q88904	Charitable activities	s	s	s	s	s	s
XII - SOCCSKSARGEN		33	100,186	318	5,394	6,740	87,734
Q86121	Private general hospitals activities	29	97,796	258	5,214	6,740	85,584
Q86221	Private medical activities	s	s	s	s	s	s
Q87202	Caring for the mentally and physically handicapped	s	s	s	s	s	s
XIII - Caraga		7	20,556	-	1,519	1,302	17,734
Q86121	Private general hospitals activities	s	s	s	s	s	s
Q86221	Private medical activities	s	s	s	s	s	s
Autonomous Region in Muslim Mindanao		3	42,049	-	-	-	42,049
Q86121	Private general hospitals activities	3	42,049	-	-	-	42,049

s - Data suppressed

) - Data combined

TABLE 6a Number of Establishments and Capital Expenditures of Tangible Fixed Assets by Type for Human Health and Social Work Activities Establishments with Total Employment of 20 and Over by Region and Industry Sub-Class: Philippines, 2010

(Value in thousand pesos. Details may not add-up to total due to rounding and/or statistical disclosure control)

2009 PSIC Code	Industry Description	Number of Establishments	Capital Expenditures of Tangible Fixed Assets			
			Total	Land	Buildings, Other Structures and Land Improvements	Transport Equipment
		(1)	(2)	(3)	(4)	(5)
Philippines		738	5,376,275	298,640	1,730,244	380,057
Q86121	Private general hospitals activities	511	4,920,930	292,949	1,567,902	350,431
Q86122	Private sanitaria and other similar activities	s	s	s	s	s
Q86123	Private mental health and substance abuse hospitals	s	s	s	s	s
Q86221	Private medical activities	140	343,678	1,800	137,261	6,371
Q86222	Private dental and laboratory services	5	-	-	-	-
Q86223	Child care clinics	s	s	s	s	s
Q86229	Private medical, dental and other health activities, n.e.c.	28	39,539	35	3,200	11,966
Q86900	Other human health activities	4	13,172	-	2,503	-
Q87201	Rehabilitation of people addicted to drugs or alcohol	3	1,758	-	733	170
Q87202	Caring for the mentally and physically handicapped	4	1,656	-	300	1,099
Q87901	Child care services	8	29,824	35	14,084	4,735
Q87903	Caring for the aged and orphans	s	s	s	s	s
Q87909	Other residential care activities, n.e.c.	4	12,439	3,821	2,670	424
Q88103	Vocational rehabilitation and habilitation activities for disabled adults	s	s	s	s	s
Q88901	Welfare and guidance counseling activities for children and adolescents	s	s	s	s	s
Q88902	Child-care activities (including for the handicapped)	4	3,843	-	1,461	-
Q88904	Charitable activities	12	4,529	-	-	2,379
Q88909	Other social work activities without accommodation, n.e.c.	3	1,228	-	-	1,034
National Capital Region		249	2,221,037	19,305	483,757	64,391
Q86121	Private general hospitals activities	88	1,981,440	15,484	469,835	41,634
Q86123	Private mental health and substance abuse hospitals	s	s	s	s	s
Q86221	Private medical activities	108	166,526	-	5,973	2,506
Q86222	Private dental and laboratory services	5	-	-	-	-
Q86229	Private medical, dental and other health activities, n.e.c.	20	34,290	-	3,200	10,985
Q86900	Other human health activities	s	s	s	s	s
Q87201	Rehabilitation of people addicted to drugs or alcohol )	3	3,114	-	733	1,269
Q87202	Caring for the mentally and physically handicapped )	5	10,132	-	868	4,186
Q87901	Child care services	5	10,132	-	868	4,186
Q87903	Caring for the aged and orphans )	4	12,347	3,821	2,670	398
Q87909	Other residential care activities, n.e.c. )	4	12,347	3,821	2,670	398
Q88901	Welfare and guidance counseling activities for children and adolescents )	3	361	-	-	-
Q88902	Child-care activities (including for the handicapped) )	8	4,529	-	-	2,379
Q88904	Charitable activities	8	4,529	-	-	2,379
Q88909	Other social work activities without accommodation, n.e.c.	s	s	s	s	s
Cordillera Administrative Region		5	18,460	1,983	2,403	-
Q86121	Private general hospitals activities	5	18,460	1,983	2,403	-



TABLE 6a Number of Establishments and Capital Expenditures of Tangible Fixed Assets by Type for Human Health and Social Work Activities Establishments with Total Employment of 20 and Over by Region and Industry Sub-Class: Philippines, 2010 (Continued)

(Value in thousand pesos. Details may not add-up to total due to rounding and/or statistical disclosure control)

2009 PSIC Code	Industry Description	Number of Establishments	Capital Expenditures of Tangible Fixed Assets			
			Total	Land	Buildings, Other Structures and Land Improvements	Transport Equipment
		(1)	(2)	(3)	(4)	(5)
	I - Ilocos Region	30	55,476	-	39,101	-
Q86121	Private general hospitals activities	30	55,476	-	39,101	
	II - Cagayan Valley	15	53,196	9,643	32,251	-
Q86121	Private general hospitals activities	15	53,196	9,643	32,251	-
	III - Central Luzon	72	658,911	49,533	189,342	10,050
Q86121	Private general hospitals activities	67	656,573	49,533	189,342	9,550
Q86221	Private medical activities )	5	2,338	-	-	500
Q86229	Private medical, dental and other health activities, n.e.c. )					
	IVA - CALABARZON	113	495,166	65,951	217,880	18,784
Q86121	Private general hospitals activities	98	328,846	65,916	80,400	16,435
Q86122	Private sanitaria and other similar activities	s	s	s	s	s
Q86221	Private medical activities	s	s	s	s	s
Q87201	Rehabilitation of people addicted to drugs or alcohol	s	s	s	s	s
Q87901	Child care services	s	s	s	s	s
Q88904	Charitable activities	s	s	s	s	s
Q88909	Other social work activities without accommodation, n.e.c.	s	s	s	s	s
	IVB - MIMAROPA	11	34,622	-	28,187	-
Q86121	Private general hospitals activities	s	s	s	s	s
Q87202	Caring for the mentally and physically handicapped	s	s	s	s	s
	V - Bicol Region	28	80,103	1,119	30,053	5,588
Q86121	Private general hospitals activities	23	78,806	1,119	30,053	5,588
Q87201	Rehabilitation of people addicted to drugs or alcohol	s	s	s	s	s
Q88103	Vocational rehabilitation and habilitation activities for disabled adults	s	s	s	s	s
Q88902	Child-care activities (including for the handicapped)	s	s	s	s	s
Q88904	Charitable activities	s	s	s	s	s
	VI - Western Visayas	25	319,790	-	212,597	918
Q86121	Private general hospitals activities	19	297,312	-	206,652	918
Q86221	Private medical activities )	4	22,478	-	5,944	-
Q86223	Child care clinics )					
Q88902	Child-care activities (including for the handicapped)	s	s	s	s	s
Q88909	Other social work activities without accommodation, n.e.c.	s	s	s	s	s

TABLE 6a Number of Establishments and Capital Expenditures of Tangible Fixed Assets by Type for Human Health and Social Work Activities Establishments with Total Employment of 20 and Over by Region and Industry Sub-Class: Philippines, 2010 (Continued)

(Value in thousand pesos. Details may not add-up to total due to rounding and/or statistical disclosure control)

2009 PSIC Code	Industry Description	Number of Establishments	Capital Expenditures of Tangible Fixed Assets			
			Total	Land	Buildings, Other Structures and Land Improvements	Transport Equipment
		(1)	(2)	(3)	(4)	(5)
<b>VII - Central Visayas</b>						
		<b>45</b>	<b>638,460</b>	<b>84,234</b>	<b>164,347</b>	<b>267,405</b>
Q86121	Private general hospitals activities	30	633,223	84,199	162,656	266,898
Q86221	Private medical activities	7	230	-	230	-
Q86229	Private medical, dental and other health activities, n.e.c.	s	s	s	s	s
Q86900	Other human health activities	s	s	s	s	s
Q87901	Child care services	s	s	s	s	s
Q87909	Other residential care activities, n.e.c.	s	s	s	s	s
Q88902	Child-care activities (including for the handicapped)	s	s	s	s	s
<b>VIII - Eastern Visayas</b>						
		<b>11</b>	<b>98,817</b>	<b>2,394</b>	<b>67,440</b>	<b>-</b>
Q86121	Private general hospitals activities	s	s	s	s	s
Q87901	Child care services	s	s	s	s	s
<b>IX - Zamboanga Peninsula</b>						
		<b>21</b>	<b>156,385</b>	<b>14,990</b>	<b>108,976</b>	<b>2,092</b>
Q86121	Private general hospitals activities	s	s	s	s	s
Q86221	Private medical activities	s	s	s	s	s
Q88904	Charitable activities	s	s	s	s	s
<b>X - Northern Mindanao</b>						
		<b>36</b>	<b>59,515</b>	<b>257</b>	<b>27,109</b>	<b>2,023</b>
Q86121	Private general hospitals activities	s	s	s	s	s
Q86221	Private medical activities	s	s	s	s	s
<b>XI - Davao Region</b>						
		<b>34</b>	<b>305,750</b>	<b>-</b>	<b>76,691</b>	<b>3,839</b>
Q86121	Private general hospitals activities	25	297,099	-	74,667	2,391
Q86122	Private sanitaria and other similar activities	s	s	s	s	s
Q86123	Private mental health and substance abuse hospitals	s	s	s	s	s
Q86221	Private medical activities )	4	329	-	-	-
Q86229	Private medical, dental and other health activities, n.e.c. )					
Q86900	Other human health activities	s	s	s	s	s
Q87909	Other residential care activities, n.e.c.	s	s	s	s	s
Q88904	Charitable activities	s	s	s	s	s
<b>XII - SOCCSKSARGEN</b>						
		<b>33</b>	<b>164,163</b>	<b>48,540</b>	<b>47,631</b>	<b>4,696</b>
Q86121	Private general hospitals activities	29	158,833	46,740	47,331	2,672
Q86221	Private medical activities	s	s	s	s	s
Q87202	Caring for the mentally and physically handicapped	s	s	s	s	s

TABLE 6a Number of Establishments and Capital Expenditures of Tangible Fixed Assets by Type for Human Health and Social Work Activities Establishments with Total Employment of 20 and Over by Region and Industry Sub-Class: Philippines, 2010 (Continued)

(Value in thousand pesos. Details may not add-up to total due to rounding and/or statistical disclosure control)

2009 PSIC Code	Industry Description	Number of Establishments	Capital Expenditures of Tangible Fixed Assets			
			Total	Land	Buildings, Other Structures and Land Improvements	Transport Equipment
		(1)	(2)	(3)	(4)	(5)

	<b>XIII - Caraga</b>	<b>7</b>	<b>13,792</b>	<b>692</b>	<b>1,148</b>	<b>270</b>
Q86121	Private general hospitals activities	s	s	s	s	s
Q86221	Private medical activities	s	s	s	s	s
	<b>Autonomous Region in Muslim Mindanao</b>	<b>3</b>	<b>2,631</b>	<b>-</b>	<b>1,331</b>	<b>-</b>
Q86121	Private general hospitals activities	3	2,631	-	1,331	-

2009 PSIC Code	Industry Description	Capital Expenditures of Tangible Fixed Assets			
		ICT Machinery and Equipment	Other Machinery and Equipment	Valuables	Other Tangible Fixed Assets
		(6)	(7)	(8)	(9)

	<b>Philippines</b>	<b>723,543</b>	<b>2,229,408</b>	<b>171</b>	<b>14,211</b>
Q86121	Private general hospitals activities	676,266	2,018,999	171	14,211
Q86122	Private sanitaria and other similar activities	s	s	s	s
Q86123	Private mental health and substance abuse hospitals	s	s	s	s
Q86221	Private medical activities	33,580	164,666	-	-
Q86222	Private dental and laboratory services	-	-	-	-
Q86223	Child care clinics	s	s	s	s
Q86229	Private medical, dental and other health activities, n.e.c.	3,814	20,524	-	-
Q86900	Other human health activities	3,567	7,102	-	-
Q87201	Rehabilitation of people addicted to drugs or alcohol	472	384	-	-
Q87202	Caring for the mentally and physically handicapped	257	-	-	-
Q87901	Child care services	3,069	7,901	-	-
Q87903	Caring for the aged and orphans	s	s	s	s
Q87909	Other residential care activities, n.e.c.	1,271	4,252	-	-
Q88103	Vocational rehabilitation and habilitation activities for disabled adults	s	s	s	s
Q88901	Welfare and guidance counseling activities for children and adolescents	s	s	s	s
Q88902	Child-care activities (including for the handicapped)	84	2,299	-	-
Q88904	Charitable activities	721	1,429	-	-
Q88909	Other social work activities without accommodation, n.e.c.	182	12	-	-
	<b>National Capital Region</b>	<b>524,899</b>	<b>1,119,091</b>	<b>53</b>	<b>9,541</b>
Q86121	Private general hospitals activities	501,808	943,086	53	9,541
Q86123	Private mental health and substance abuse hospitals	s	s	s	s
Q86221	Private medical activities	15,469	142,578	-	-
Q86222	Private dental and laboratory services	-	-	-	-
Q86229	Private medical, dental and other health activities, n.e.c.	3,000	17,105	-	-
Q86900	Other human health activities	s	s	s	s

TABLE 6a Number of Establishments and Capital Expenditures of Tangible Fixed Assets by Type for Human Health and Social Work Activities Establishments with Total Employment of 20 and Over by Region and Industry Sub-Class: Philippines, 2010 *(Continued)*

(Value in thousand pesos. Details may not add-up to total due to rounding and/or statistical disclosure control)

2009 PSIC Code	Industry Description	Capital Expenditures of Tangible Fixed Assets			
		ICT Machinery and Equipment	Other Machinery and Equipment	Valuables	Other Tangible Fixed Assets
		(6)	(7)	(8)	(9)
Q87201	Rehabilitation of people addicted to drugs or alcohol )				
Q87202	Caring for the mentally and physically handicapped )	729	384	-	-
Q87901	Child care services	1,763	3,314	-	-
Q87903	Caring for the aged and orphans )				
Q87909	Other residential care activities, n.e.c. )	1,205	4,252	-	-
Q88901	Welfare and guidance counseling activities for children )				
	and adolescents )	-	361	-	-
Q88902	Child-care activities (including for the handicapped) )				
Q88904	Charitable activities	721	1,429	-	-
Q88909	Other social work activities without accommodation, n.e.c.	s	s	s	s
	<b>Cordillera Administrative Region</b>	<b>1,169</b>	<b>12,396</b>	<b>-</b>	<b>509</b>
Q86121	Private general hospitals activities	1,169	12,396	-	509
	<b>I - Ilocos Region</b>	<b>3,897</b>	<b>12,477</b>	<b>-</b>	<b>-</b>
Q86121	Private general hospitals activities	3,897	12,477	-	-
	<b>II - Cagayan Valley</b>	<b>3,720</b>	<b>7,583</b>	<b>-</b>	<b>-</b>
Q86121	Private general hospitals activities	3,720	7,583	-	-
	<b>III - Central Luzon</b>	<b>25,204</b>	<b>384,603</b>	<b>-</b>	<b>179</b>
Q86121	Private general hospitals activities	25,204	382,766	-	179
Q86221	Private medical activities )				
Q86229	Private medical, dental and other health activities, n.e.c. )	-	1,838	-	-
	<b>IVA - CALABARZON</b>	<b>33,237</b>	<b>158,215</b>	<b>-</b>	<b>1,100</b>
Q86121	Private general hospitals activities	31,531	133,465	-	1,100
Q86122	Private sanitaria and other similar activities	s	s	s	s
Q86221	Private medical activities	s	s	s	s
Q87201	Rehabilitation of people addicted to drugs or alcohol	s	s	s	s
Q87901	Child care services	s	s	s	s
Q88904	Charitable activities	s	s	s	s
Q88909	Other social work activities without accommodation, n.e.c.	s	s	s	s
	<b>IVB - MIMAROPA</b>	<b>2,350</b>	<b>4,085</b>	<b>-</b>	<b>-</b>
Q86121	Private general hospitals activities	s	s	s	s
Q87202	Caring for the mentally and physically handicapped	s	s	s	s

TABLE 6a Number of Establishments and Capital Expenditures of Tangible Fixed Assets by Type for Human Health and Social Work Activities Establishments with Total Employment of 20 and Over by Region and Industry Sub-Class: Philippines, 2010 *(Continued)*

(Value in thousand pesos. Details may not add-up to total due to rounding and/or statistical disclosure control)

2009 PSIC Code	Industry Description	Capital Expenditures of Tangible Fixed Assets			
		ICT Machinery and Equipment	Other Machinery and Equipment	Valuables	Other Tangible Fixed Assets
		(6)	(7)	(8)	(9)
V - Bicol Region		19,898	23,444	-	-
Q86121	Private general hospitals activities	19,791	22,254	-	-
Q87201	Rehabilitation of people addicted to drugs or alcohol	s	s	s	s
Q88103	Vocational rehabilitation and habilitation activities for disabled adults	s	s	s	s
Q88902	Child-care activities (including for the handicapped)	s	s	s	s
Q88904	Charitable activities	s	s	s	s
VI - Western Visayas		46,694	59,347	-	234
Q86121	Private general hospitals activities	30,689	58,818	-	234
Q86221	Private medical activities )				
Q86223	Child care clinics )	16,004	529	-	-
Q88902	Child-care activities (including for the handicapped)	s	s	s	s
Q88909	Other social work activities without accommodation, n.e.c.	s	s	s	s
VII - Central Visayas		21,051	101,423	-	-
Q86121	Private general hospitals activities	20,087	99,382	-	-
Q86221	Private medical activities	-	-	-	-
Q86229	Private medical, dental and other health activities, n.e.c.	s	s	s	s
Q86900	Other human health activities	s	s	s	s
Q87901	Child care services	s	s	s	s
Q87909	Other residential care activities, n.e.c.	s	s	s	s
Q88902	Child-care activities (including for the handicapped)	s	s	s	s
VIII - Eastern Visayas		1,846	27,138	-	-
Q86121	Private general hospitals activities	s	s	s	s
Q87901	Child care services	s	s	s	s
IX - Zamboanga Peninsula		15,865	14,068	-	394
Q86121	Private general hospitals activities	s	s	s	s
Q86221	Private medical activities	s	s	s	s
Q88904	Charitable activities	s	s	s	s
X - Northern Mindanao		8,789	21,337	-	-
Q86121	Private general hospitals activities	s	s	s	s
Q86221	Private medical activities	s	s	s	s

TABLE 6a Number of Establishments and Capital Expenditures of Tangible Fixed Assets by Type for Human Health and Social Work Activities Establishments with Total Employment of 20 and Over by Region and Industry Sub-Class: Philippines, 2010 *(Concluded)*

(Value in thousand pesos. Details may not add-up to total due to rounding and/or statistical disclosure control)

2009 PSIC Code	Industry Description	Capital Expenditures of Tangible Fixed Assets			
		ICT Machinery and Equipment	Other Machinery and Equipment	Valuables	Other Tangible Fixed Assets
		(6)	(7)	(8)	(9)
XI - Davao Region		7,688	215,983	-	1,550
Q86121	Private general hospitals activities	4,022	214,470	-	1,550
Q86122	Private sanitaria and other similar activities	s	s	s	s
Q86123	Private mental health and substance abuse hospitals	s	s	s	s
Q86221	Private medical activities )	-	329	-	-
Q86229	Private medical, dental and other health activities, n.e.c. )	-	-	-	-
Q86900	Other human health activities	s	s	s	s
Q87909	Other residential care activities, n.e.c.	s	s	s	s
Q88904	Charitable activities	s	s	s	s
XII - SOCCSKSARGEN		5,741	56,849	-	706
Q86121	Private general hospitals activities	5,116	56,268	-	706
Q86221	Private medical activities	s	s	s	s
Q87202	Caring for the mentally and physically handicapped	s	s	s	s
XIII - Caraga		1,495	10,069	118	-
Q86121	Private general hospitals activities	s	s	s	s
Q86221	Private medical activities	s	s	s	s
Autonomous Region in Muslim Mindanao		-	1,300	-	-
Q86121	Private general hospitals activities	-	1,300	-	-

s - Data suppressed

) - Data combined

TABLE 6a.1 Number of Establishments and Capital Expenditures for Tangible Fixed Assets by Mode of Acquisition for Human Health and Social Work Activities Establishments with Total Employment of 20 and Over by Region and Industry Sub-Class: Philippines, 2010

(Value in thousand pesos. Details may not add-up to total due to rounding and/or statistical disclosure control)

2009 PSIC Code	Industry Description	Number of Establishments	Capital Expenditures for Tangible Fixed Assets by Mode of Acquisition				
			Total	New Fixed Assets	Major Alterations and Improvements on Tangible Fixed Assets	Land and Used Fixed Assets	Tangible Fixed Produced on Own Account
			(1)	(2)	(3)	(4)	(5)
	Philippines	738	5,376,275	3,386,995	1,690,639	298,640	
Q86121	Private general hospitals activities	511	4,920,930	3,097,699	1,530,282	292,949	-
Q86122	Private sanitaria and other similar activities	s	s	s	s	s	s
Q86123	Private mental health and substance abuse hospitals	s	s	s	s	s	s
Q86221	Private medical activities	140	343,678	204,577	137,302	1,800	-
Q86222	Private dental and laboratory services	5	-	-	-	-	-
Q86223	Child care clinics	s	s	s	s	s	s
Q86229	Private medical, dental and other health activities, n.e.c.	28	39,539	36,304	3,200	35	-
Q86900	Other human health activities	4	13,172	12,693	479	-	-
Q87201	Rehabilitation of people addicted to drugs or alcohol	3	1,758	1,025	733	-	-
Q87202	Caring for the mentally and physically handicapped	4	1,656	1,356	300	-	-
Q87901	Child care services	8	29,824	15,705	14,084	35	-
Q87903	Caring for the aged and orphans	s	s	s	s	s	s
Q87909	Other residential care activities, n.e.c.	4	12,439	5,948	2,670	3,821	-
Q88103	Vocational rehabilitation and habilitation activities for disabled adults	s	s	s	s	s	s
Q88901	Welfare and guidance counseling activities for children and adolescents	s	s	s	s	s	s
Q88902	Child-care activities (including for the handicapped)	4	3,843	2,383	1,461	-	-
Q88904	Charitable activities	12	4,529	4,529	-	-	-
Q88909	Other social work activities without accommodation, n.e.c.	3	1,228	1,228	-	-	-
	National Capital Region	249	2,221,037	1,751,957	449,775	19,305	-
Q86121	Private general hospitals activities	88	1,981,440	1,530,104	435,852	15,484	-
Q86123	Private mental health and substance abuse hospitals	s	s	s	s	s	s
Q86221	Private medical activities	108	166,526	160,554	5,973	-	-
Q86222	Private dental and laboratory services	5	-	-	-	-	-
Q86229	Private medical, dental and other health activities, n.e.c.	20	34,290	31,090	3,200	-	-
Q86900	Other human health activities	s	s	s	s	s	s
Q87201	Rehabilitation of people addicted to drugs or alcohol )	3	3,114	2,381	733	-	-
Q87202	Caring for the mentally and physically handicapped )						
Q87901	Child care services	5	10,132	9,263	868	-	-
Q87903	Caring for the aged and orphans )						
Q87909	Other residential care activities, n.e.c. )	4	12,347	5,856	2,670	3,821	-
Q88901	Welfare and guidance counseling activities for children and adolescents )	3	361	361	-	-	-
Q88902	Child-care activities (including for the handicapped) )						
Q88904	Charitable activities	8	4,529	4,529	-	-	-
Q88909	Other social work activities without accommodation, n.e.c.	s	s	s	s	s	s
	Cordillera Administrative Region	5	18,460	14,075	2,403	1,983	-
Q86121	Private general hospitals activities	5	18,460	14,075	2,403	1,983	-

TABLE 6a.1 Number of Establishments and Capital Expenditures for Tangible Fixed Assets by Mode of Acquisition for Human Health and Social Work Activities Establishments with Total Employment of 20 and Over by Region and Industry Sub-Class: Philippines, 2010 (Continued)

(Value in thousand pesos. Details may not add-up to total due to rounding and/or statistical disclosure control)

2009 PSIC Code	Industry Description	Number of Establishments	Capital Expenditures for Tangible Fixed Assets by Mode of Acquisition				
			Total	New Fixed Assets	Major Alterations and Improvements on Tangible Fixed Assets	Land and Used Fixed Assets	Tangible Fixed Produced on Own Account
			(1)	(2)	(3)	(4)	(5)
	I - Ilocos Region	30	55,476	16,374	39,101	-	-
Q86121	Private general hospitals activities	30	55,476	16,374	39,101	-	-
	II - Cagayan Valley	15	53,196	11,302	32,251	9,643	-
Q86121	Private general hospitals activities	15	53,196	11,302	32,251	9,643	-
	III - Central Luzon	72	658,911	420,036	189,342	49,533	-
Q86121	Private general hospitals activities	67	656,573	417,698	189,342	49,533	-
Q86221	Private medical activities )	5	2,338	2,338	-	-	-
Q86229	Private medical, dental and other health activities, n.e.c. )						
	IVA - CALABARZON	113	495,166	214,974	214,242	65,951	-
Q86121	Private general hospitals activities	98	328,846	186,168	76,762	65,916	-
Q86122	Private sanitaria and other similar activities	s	s	s	s	s	s
Q86221	Private medical activities	s	s	s	s	s	s
Q87201	Rehabilitation of people addicted to drugs or alcohol	s	s	s	s	s	s
Q87901	Child care services	s	s	s	s	s	s
Q88904	Charitable activities	s	s	s	s	s	s
Q88909	Other social work activities without accommodation, n.e.c.	s	s	s	s	s	s
	IVB - MIMAROPA	11	34,622	6,435	28,187	-	-
Q86121	Private general hospitals activities	s	s	s	s	s	s
Q87202	Caring for the mentally and physically handicapped	s	s	s	s	s	s
	V - Bicol Region	28	80,103	48,931	30,053	1,119	-
Q86121	Private general hospitals activities	23	78,806	47,633	30,053	1,119	-
Q87201	Rehabilitation of people addicted to drugs or alcohol	s	s	s	s	s	s
Q88103	Vocational rehabilitation and habilitation activities for disabled adults	s	s	s	s	s	s
Q88902	Child-care activities (including for the handicapped)	s	s	s	s	s	s
Q88904	Charitable activities	s	s	s	s	s	s
	VI - Western Visayas	25	319,790	107,193	212,597	-	-
Q86121	Private general hospitals activities	19	297,312	90,660	206,652	-	-
Q86221	Private medical activities )	4	22,478	16,533	5,944	-	-
Q86223	Child care clinics )						
Q88902	Child-care activities (including for the handicapped)	s	s	s	s	s	s
Q88909	Other social work activities without accommodation, n.e.c.	s	s	s	s	s	s



TABLE 6a.1 Number of Establishments and Capital Expenditures for Tangible Fixed Assets by Mode of Acquisition for Human Health and Social Work Activities Establishments with Total Employment of 20 and Over by Region and Industry Sub-Class: Philippines, 2010 (Continued)

(Value in thousand pesos. Details may not add-up to total due to rounding and/or statistical disclosure control)

2009 PSIC Code	Industry Description	Number of Establishments	Capital Expenditures for Tangible Fixed Assets by Mode of Acquisition				
			Total	New Fixed Assets	Major Alterations and Improvements on Tangible Fixed Assets	Land and Used Fixed Assets	Tangible Fixed Produced on Own Account
VII - Central Visayas		45	638,460	389,879	164,347	84,234	-
Q86121	Private general hospitals activities	30	633,223	386,367	162,656	84,199	-
Q86221	Private medical activities	7	230	-	230	-	-
Q86229	Private medical, dental and other health activities, n.e.c.	s	s	s	s	s	s
Q86900	Other human health activities	s	s	s	s	s	s
Q87901	Child care services	s	s	s	s	s	s
Q87909	Other residential care activities, n.e.c.	s	s	s	s	s	s
Q88902	Child-care activities (including for the handicapped)	s	s	s	s	s	s
VIII - Eastern Visayas		11	98,817	28,984	67,440	2,394	-
Q86121	Private general hospitals activities	s	s	s	s	s	s
Q87901	Child care services	s	s	s	s	s	s
IX - Zamboanga Peninsula		21	156,385	32,418	108,976	14,990	-
Q86121	Private general hospitals activities	s	s	s	s	s	s
Q86221	Private medical activities	s	s	s	s	s	s
Q88904	Charitable activities	s	s	s	s	s	s
X - Northern Mindanao		36	59,515	32,149	27,109	257	-
Q86121	Private general hospitals activities	s	s	s	s	s	s
Q86221	Private medical activities	s	s	s	s	s	s
XI - Davao Region		34	305,750	231,083	74,667	-	-
Q86121	Private general hospitals activities	25	297,099	222,433	74,667	-	-
Q86122	Private sanitaria and other similar activities	s	s	s	s	s	s
Q86123	Private mental health and substance abuse hospitals	s	s	s	s	s	s
Q86221	Private medical activities )	4	329	329	-	-	-
Q86229	Private medical, dental and other health activities, n.e.c. )						
Q86900	Other human health activities	s	s	s	s	s	s
Q87909	Other residential care activities, n.e.c.	s	s	s	s	s	s
Q88904	Charitable activities	s	s	s	s	s	s
XII - SOCCSKSARGEN		33	164,163	67,993	47,631	48,540	-
Q86121	Private general hospitals activities	29	158,833	64,762	47,331	46,740	-
Q86221	Private medical activities	s	s	s	s	s	s
Q87202	Caring for the mentally and physically handicapped	s	s	s	s	s	s

TABLE 6a.1 Number of Establishments and Capital Expenditures for Tangible Fixed Assets by Mode of Acquisition for Human Health and Social Work Activities Establishments with Total Employment of 20 and Over by Region and Industry Sub-Class: Philippines, 2010 (Concluded)

(Value in thousand pesos. Details may not add-up to total due to rounding and/or statistical disclosure control)

2009 PSIC Code	Industry Description	Number of Establishments	Capital Expenditures for Tangible Fixed Assets by Mode of Acquisition				
			Total	New Fixed Assets	Major Alterations and Improvements on Tangible Fixed Assets	Land and Used Fixed Assets	Tangible Fixed Produced on Own Account
			(1)	(2)	(3)	(4)	(5)
XIII - Caraga		7	13,792	11,911	1,188	692	-
Q86121	Private general hospitals activities	s	s	s	s	s	s
Q86221	Private medical activities	s	s	s	s	s	s
Autonomous Region in Muslim Mindanao		3	2,631	1,300	1,331	-	-
Q86121	Private general hospitals activities	3	2,631	1,300	1,331	-	-
s - Data suppressed							
) - Data combined							

TABLE 6a.2 Number of Establishments and Capital Expenditures for Intangible Assets by Type for Human Health and Social Work Activities Establishments with Total Employment of 20 and Over by Region and Industry Sub-Class: Philippines, 2010

(Value in thousand pesos. Details may not add-up to total due to rounding and/or statistical disclosure control)

2009 PSIC Code	Industry Description	Number of Establishments	Capital Expenditures for Intangible Assets				
			Total	Intangible Non- Produced Assets	Computer Software and Data Bases	Entertainment, Literary and Artistic Originals	Other Intangible Assets
			(1)	(2)	(3)	(4)	(5)
Philippines		738	20,611	500	19,903	87	121
Q86121	Private general hospitals activities	511	18,817	500	18,109	87	121
Q86122	Private sanitaria and other similar activities	s	s	s	s	s	s
Q86123	Private mental health and substance abuse hospitals	s	s	s	s	s	s
Q86221	Private medical activities	140	150	-	150	-	-
Q86222	Private dental and laboratory services	5	-	-	-	-	-
Q86223	Child care clinics	s	s	s	s	s	s
Q86229	Private medical, dental and other health activities, n.e.c.	28	1,400	-	1,400	-	-
Q86900	Other human health activities	4	-	-	-	-	-
Q87201	Rehabilitation of people addicted to drugs or alcohol	3	56	-	56	-	-
Q87202	Caring for the mentally and physically handicapped	4	-	-	-	-	-
Q87901	Child care services	8	-	-	-	-	-
Q87903	Caring for the aged and orphans	s	s	s	s	s	s
Q87909	Other residential care activities, n.e.c.	4	-	-	-	-	-
Q88103	Vocational rehabilitation and habilitation activities for disabled adults	s	s	s	s	s	s
Q88901	Welfare and guidance counseling activities for children and adolescents	s	s	s	s	s	s
Q88902	Child-care activities (including for the handicapped)	4	-	-	-	-	-
Q88904	Charitable activities	12	-	-	-	-	-
Q88909	Other social work activities without accommodation, n.e.c.	3	187	-	187	-	-

TABLE 6a.2 Number of Establishments and Capital Expenditures for Intangible Assets by Type for Human Health and Social Work Activities Establishments with Total Employment of 20 and Over by Region and Industry Sub-Class: Philippines, 2010 (Continued)

(Value in thousand pesos. Details may not add-up to total due to rounding and/or statistical disclosure control)

2009 PSIC Code	Industry Description	Number of Establishments	Capital Expenditures for Intangible Assets				
			Total	Intangible Non- Produced Assets	Computer Software and Data Bases	Entertainment, Literary and Artistic Originals	Other Intangible Assets
		(1)	(2)	(3)	(4)	(5)	(6)
National Capital Region		249	8,062	-	8,062	-	-
Q86121	Private general hospitals activities	88	6,269	-	6,269	-	-
Q86123	Private mental health and substance abuse hospitals	s	s	s	s	s	s
Q86221	Private medical activities	108	150	-	150	-	-
Q86222	Private dental and laboratory services	5	-	-	-	-	-
Q86229	Private medical, dental and other health activities, n.e.c.	20	1,400	-	1,400	-	-
Q86900	Other human health activities	s	s	s	s	s	s
Q87201	Rehabilitation of people addicted to drugs or alcohol )	3	56	-	56	-	-
Q87202	Caring for the mentally and physically handicapped )						
Q87901	Child care services	5	-	-	-	-	-
Q87903	Caring for the aged and orphans )						
Q87909	Other residential care activities, n.e.c. )	4	-	-	-	-	-
Q88901	Welfare and guidance counseling activities for children )						
	and adolescents )	3	-	-	-	-	-
Q88902	Child-care activities (including for the handicapped) )						
Q88904	Charitable activities	8	-	-	-	-	-
Q88909	Other social work activities without accommodation, n.e.c.	s	s	s	s	s	s
Cordillera Administrative Region		5	-	-	-	-	-
Q86121	Private general hospitals activities	5	-	-	-	-	-
I - Ilocos Region		30	2,192	-	2,192	-	-
Q86121	Private general hospitals activities	30	2,192	-	2,192	-	-
II - Cagayan Valley		15	-	-	-	-	-
Q86121	Private general hospitals activities	15	-	-	-	-	-
III - Central Luzon		72	113	-	113	-	-
Q86121	Private general hospitals activities	67	113	-	113	-	-
Q86221	Private medical activities )						
Q86229	Private medical, dental and other health activities, n.e.c. )	5	-	-	-	-	-
IVA - CALABARZON		113	3,156	-	3,156	-	-
Q86121	Private general hospitals activities	98	3,156	-	3,156	-	-
Q86122	Private sanitaria and other similar activities	s	s	s	s	s	s
Q86221	Private medical activities	s	s	s	s	s	s
Q87201	Rehabilitation of people addicted to drugs or alcohol	s	s	s	s	s	s
Q87901	Child care services	s	s	s	s	s	s
Q88904	Charitable activities	s	s	s	s	s	s
Q88909	Other social work activities without accommodation, n.e.c.	s	s	s	s	s	s

TABLE 6a.2 Number of Establishments and Capital Expenditures for Intangible Assets by Type for Human Health and Social Work Activities Establishments with Total Employment of 20 and Over by Region and Industry Sub-Class: Philippines, 2010 (Continued)

(Value in thousand pesos. Details may not add-up to total due to rounding and/or statistical disclosure control)

2009 PSIC Code	Industry Description	Number of Establishments	Capital Expenditures for Intangible Assets				
			Total	Intangible Non- Produced Assets	Computer Software and Data Bases	Entertainment, Literary and Artistic Originals	Other Intangible Assets
		(1)	(2)	(3)	(4)	(5)	(6)
IVB - MIMAROPA		11	-	-	-	-	-
Q86121	Private general hospitals activities	s	s	s	s	s	s
Q87202	Caring for the mentally and physically handicapped	s	s	s	s	s	s
V - Bicol Region		28	1,371	-	1,250	-	121
Q86121	Private general hospitals activities	23	1,371	-	1,250	-	121
Q87201	Rehabilitation of people addicted to drugs or alcohol	s	s	s	s	s	s
Q88103	Vocational rehabilitation and habilitation activities for disabled adults	s	s	s	s	s	s
Q88902	Child-care activities (including for the handicapped)	s	s	s	s	s	s
Q88904	Charitable activities	s	s	s	s	s	s
VI - Western Visayas		25	-	-	-	-	-
Q86121	Private general hospitals activities	19	-	-	-	-	-
Q86221	Private medical activities )	4	-	-	-	-	-
Q86223	Child care clinics )						
Q88902	Child-care activities (including for the handicapped)	s	s	s	s	s	s
Q88909	Other social work activities without accommodation, n.e.c.	s	s	s	s	s	s
VII - Central Visayas		45	2,302	-	2,215	87	-
Q86121	Private general hospitals activities	30	2,302	-	2,215	87	-
Q86221	Private medical activities	7	-	-	-	-	-
Q86229	Private medical, dental and other health activities, n.e.c.	s	s	s	s	s	s
Q86900	Other human health activities	s	s	s	s	s	s
Q87901	Child care services	s	s	s	s	s	s
Q87909	Other residential care activities, n.e.c.	s	s	s	s	s	s
Q88902	Child-care activities (including for the handicapped)	s	s	s	s	s	s
VIII - Eastern Visayas		11	2,135	-	2,135	-	-
Q86121	Private general hospitals activities	s	s	s	s	s	s
Q87901	Child care services	s	s	s	s	s	s
IX - Zamboanga Peninsula		21	-	-	-	-	-
Q86121	Private general hospitals activities	s	s	s	s	s	s
Q86221	Private medical activities	s	s	s	s	s	s
Q88904	Charitable activities	s	s	s	s	s	s

TABLE 6a.2 Number of Establishments and Capital Expenditures for Intangible Assets by Type for Human Health and Social Work Activities Establishments with Total Employment of 20 and Over by Region and Industry Sub-Class: Philippines, 2010 (Concluded)

(Value in thousand pesos. Details may not add-up to total due to rounding and/or statistical disclosure control)

2009 PSIC Code	Industry Description	Number of Establishments	Capital Expenditures for Intangible Assets				
			Total	Intangible Non- Produced Assets	Computer Software and Data Bases	Entertainment, Literary and Artistic Originals	Other Intangible Assets
			(1)	(2)	(3)	(4)	(5)
	<b>X - Northern Mindanao</b>	<b>36</b>	-	-	-	-	-
Q86121	Private general hospitals activities	s	s	s	s	s	s
Q86221	Private medical activities	s	s	s	s	s	s
	<b>XI - Davao Region</b>	<b>34</b>	-	-	-	-	-
Q86121	Private general hospitals activities	25	-	-	-	-	-
Q86122	Private sanitaria and other similar activities	s	s	s	s	s	s
Q86123	Private mental health and substance abuse hospitals	s	s	s	s	s	s
Q86221	Private medical activities )	4	-	-	-	-	-
Q86229	Private medical, dental and other health activities, n.e.c. )						
Q86900	Other human health activities	s	s	s	s	s	s
Q87909	Other residential care activities, n.e.c.	s	s	s	s	s	s
Q88904	Charitable activities	s	s	s	s	s	s
	<b>XII - SOCCSKSARGEN</b>	<b>33</b>	<b>775</b>	<b>500</b>	<b>275</b>	-	-
Q86121	Private general hospitals activities	29	775	500	275	-	-
Q86221	Private medical activities	s	s	s	s	s	s
Q87202	Caring for the mentally and physically handicapped	s	s	s	s	s	s
	<b>XIII - Caraga</b>	<b>7</b>	<b>469</b>	-	<b>469</b>	-	-
Q86121	Private general hospitals activities	s	s	s	s	s	s
Q86221	Private medical activities	s	s	s	s	s	s
	<b>Autonomous Region in Muslim Mindanao</b>	<b>3</b>	<b>35</b>	-	<b>35</b>	-	-
Q86121	Private general hospitals activities	3	35	-	35	-	-

s - Data suppressed

) - Data combined

TABLE 7a Number of Establishments and Gross Additions to Tangible Fixed Assets for Human Health and Social Work Activities Establishments with Total Employment of 20 and Over by Region and Industry Sub-Class: Philippines, 2010

(Value in thousand pesos. Details may not add-up to total due to rounding and/or statistical disclosure control)

2009 PSIC Code	Industry Description	Number of Establishments	Gross Additions to Tangible Fixed Assets	Capital Expenditures for Tangible Fixed Assets	Sale of Tangible Fixed Assets
		(1)	(2)	(3)	(4)
<b>Philippines</b>		<b>738</b>	<b>5,253,641</b>	<b>5,376,275</b>	<b>122,634</b>
Q86121	Private general hospitals activities	511	4,800,228	4,920,930	120,702
Q86122	Private sanitaria and other similar activities	s	s	s	s
Q86123	Private mental health and substance abuse hospitals	s	s	s	s
Q86221	Private medical activities	140	343,588	343,678	90
Q86222	Private dental and laboratory services	5	-	-	-
Q86223	Child care clinics	s	s	s	s
Q86229	Private medical, dental and other health activities, n.e.c.	28	39,539	39,539	-
Q86900	Other human health activities	4	13,172	13,172	-
Q87201	Rehabilitation of people addicted to drugs or alcohol	3	1,758	1,758	-
Q87202	Caring for the mentally and physically handicapped	4	1,656	1,656	-
Q87901	Child care services	8	29,824	29,824	-
Q87903	Caring for the aged and orphans	s	s	s	s
Q87909	Other residential care activities, n.e.c.	4	11,125	12,439	1,314
Q88103	Vocational rehabilitation and habilitation activities for disabled adults	s	s	s	s
Q88901	Welfare and guidance counseling activities for children and adolescents	s	s	s	s
Q88902	Child-care activities (including for the handicapped)	4	3,843	3,843	-
Q88904	Charitable activities	12	4,529	4,529	-
Q88909	Other social work activities without accommodation, n.e.c.	3	700	1,228	528
<b>National Capital Region</b>		<b>249</b>	<b>2,102,569</b>	<b>2,221,037</b>	<b>118,467</b>
Q86121	Private general hospitals activities	88	1,864,904	1,981,440	116,535
Q86123	Private mental health and substance abuse hospitals	s	s	s	s
Q86221	Private medical activities	108	166,436	166,526	90
Q86222	Private dental and laboratory services	5	-	-	-
Q86229	Private medical, dental and other health activities, n.e.c.	20	34,290	34,290	-
Q86900	Other human health activities	s	s	s	s
Q87201	Rehabilitation of people addicted to drugs or alcohol )	3	3,114	3,114	-
Q87202	Caring for the mentally and physically handicapped )				
Q87901	Child care services	5	10,132	10,132	-
Q87903	Caring for the aged and orphans )				
Q87909	Other residential care activities, n.e.c. )	4	11,033	12,347	1,314
Q88901	Welfare and guidance counseling activities for children and adolescents )	3	361	361	-
Q88902	Child-care activities (including for the handicapped) )				
Q88904	Charitable activities	8	4,529	4,529	-
Q88909	Other social work activities without accommodation, n.e.c.	s	s	s	s

TABLE 7a Number of Establishments and Gross Additions to Tangible Fixed Assets for Human Health and Social Work Activities Establishments with Total Employment of 20 and Over by Region and Industry Sub-Class: Philippines, 2010 *(Continued)*

(Value in thousand pesos. Details may not add-up to total due to rounding and/or statistical disclosure control)

2009 PSIC Code	Industry Description	Number of Establishments	Gross Additions to Tangible Fixed Assets	Capital Expenditures for Tangible Fixed Assets	Sale of Tangible Fixed Assets
		(1)	(2)	(3)	(4)
	<b>Cordillera Administrative Region</b>	<b>5</b>	<b>18,051</b>	<b>18,460</b>	<b>409</b>
Q86121	Private general hospitals activities	5	18,051	18,460	409
	<b>I - Ilocos Region</b>	<b>30</b>	<b>55,476</b>	<b>55,476</b>	<b>-</b>
Q86121	Private general hospitals activities	30	55,476	55,476	-
	<b>II - Cagayan Valley</b>	<b>15</b>	<b>53,196</b>	<b>53,196</b>	<b>-</b>
Q86121	Private general hospitals activities	15	53,196	53,196	-
	<b>III - Central Luzon</b>	<b>72</b>	<b>658,911</b>	<b>658,911</b>	<b>-</b>
Q86121	Private general hospitals activities	67	656,573	656,573	-
Q86221	Private medical activities )	5	2,338	2,338	-
Q86229	Private medical, dental and other health activities, n.e.c. )				
	<b>IVA - CALABARZON</b>	<b>113</b>	<b>495,166</b>	<b>495,166</b>	<b>-</b>
Q86121	Private general hospitals activities	98	328,846	328,846	-
Q86122	Private sanitaria and other similar activities	s	s	s	s
Q86221	Private medical activities	s	s	s	s
Q87201	Rehabilitation of people addicted to drugs or alcohol	s	s	s	s
Q87901	Child care services	s	s	s	s
Q88904	Charitable activities	s	s	s	s
Q88909	Other social work activities without accommodation, n.e.c.	s	s	s	s
	<b>IVB - MIMAROPA</b>	<b>11</b>	<b>34,622</b>	<b>34,622</b>	<b>-</b>
Q86121	Private general hospitals activities	s	s	s	s
Q87202	Caring for the mentally and physically handicapped	s	s	s	s
	<b>V - Bicol Region</b>	<b>28</b>	<b>80,103</b>	<b>80,103</b>	<b>-</b>
Q86121	Private general hospitals activities	23	78,806	78,806	-
Q87201	Rehabilitation of people addicted to drugs or alcohol	s	s	s	s
Q88103	Vocational rehabilitation and habilitation activities for disabled adults	s	s	s	s
Q88902	Child-care activities (including for the handicapped)	s	s	s	s
Q88904	Charitable activities	s	s	s	s

TABLE 7a Number of Establishments and Gross Additions to Tangible Fixed Assets for Human Health and Social Work Activities Establishments with Total Employment of 20 and Over by Region and Industry Sub-Class: Philippines, 2010 (Continued)

(Value in thousand pesos. Details may not add-up to total due to rounding and/or statistical disclosure control)

2009 PSIC Code	Industry Description	Number of Establishments	Gross Additions to Tangible Fixed Assets	Capital Expenditures for Tangible Fixed Assets	Sale of Tangible Fixed Assets
		(1)	(2)	(3)	(4)
VI - Western Visayas		25	319,790	319,790	-
Q86121	Private general hospitals activities	19	297,312	297,312	-
Q86221	Private medical activities )	4	22,478	22,478	-
Q86223	Child care clinics )				
Q88902	Child-care activities (including for the handicapped)	s	s	s	s
Q88909	Other social work activities without accommodation, n.e.c.	s	s	s	s
VII - Central Visayas		45	635,986	638,460	2,474
Q86121	Private general hospitals activities	30	630,748	633,223	2,474
Q86221	Private medical activities	7	230	230	-
Q86229	Private medical, dental and other health activities, n.e.c.	s	s	s	s
Q86900	Other human health activities	s	s	s	s
Q87901	Child care services	s	s	s	s
Q87909	Other residential care activities, n.e.c.	s	s	s	s
Q88902	Child-care activities (including for the handicapped)	s	s	s	s
VIII - Eastern Visayas		11	98,817	98,817	-
Q86121	Private general hospitals activities	s	s	s	s
Q87901	Child care services	s	s	s	s
IX - Zamboanga Peninsula		21	156,385	156,385	-
Q86121	Private general hospitals activities	s	s	s	s
Q86221	Private medical activities	s	s	s	s
Q88904	Charitable activities	s	s	s	s
X - Northern Mindanao		36	58,940	59,515	575
Q86121	Private general hospitals activities	s	s	s	s
Q86221	Private medical activities	s	s	s	s
XI - Davao Region		34	305,750	305,750	-
Q86121	Private general hospitals activities	25	297,099	297,099	-
Q86122	Private sanitaria and other similar activities	s	s	s	s
Q86123	Private mental health and substance abuse hospitals	s	s	s	s
Q86221	Private medical activities )	4	329	329	-
Q86229	Private medical, dental and other health activities, n.e.c. )				
Q86900	Other human health activities	s	s	s	s
Q87909	Other residential care activities, n.e.c.	s	s	s	s
Q88904	Charitable activities	s	s	s	s



TABLE 7a Number of Establishments and Gross Additions to Tangible Fixed Assets for Human Health and Social Work Activities Establishments with Total Employment of 20 and Over by Region and Industry Sub-Class: Philippines, 2010 *(Concluded)*

(Value in thousand pesos. Details may not add-up to total due to rounding and/or statistical disclosure control)

2009 PSIC Code	Industry Description	Number of Establishments	Gross Additions to Tangible Fixed Assets	Capital Expenditures for Tangible Fixed Assets	Sale of Tangible Fixed Assets
		(1)	(2)	(3)	(4)
<b>XII - SOCCSKSARGEN</b>		<b>33</b>	<b>163,455</b>	<b>164,163</b>	<b>708</b>
Q86121	Private general hospitals activities	29	158,124	158,833	708
Q86221	Private medical activities	s	s	s	s
Q87202	Caring for the mentally and physically handicapped	s	s	s	s
<b>XIII - Caraga</b>		<b>7</b>	<b>13,792</b>	<b>13,792</b>	<b>-</b>
Q86121	Private general hospitals activities	s	s	s	s
Q86221	Private medical activities	s	s	s	s
<b>Autonomous Region in Muslim Mindanao</b>		<b>3</b>	<b>2,631</b>	<b>2,631</b>	<b>-</b>
Q86121	Private general hospitals activities	3	2,631	2,631	-
s - Data suppressed					
) - Data combined					

TABLE 7a.1 Number of Establishments and Sale of Tangible Fixed Assets by Type for Human Health and Social Work Activities Establishments with Total Employment of 20 and Over by Region and Industry Sub-Class: Philippines, 2010

(Value in thousand pesos. Details may not add-up to total due to rounding and/or statistical disclosure control)

2009 PSIC Code	Industry Description	Number of Establishments	Sale of Tangible Fixed Assets			
			Total	Land	Buildings, Other Structures and Land Improvements	Transport Equipment
		(1)	(2)	(3)	(4)	(5)
	Philippines	738	122,634	-	180	6,260
Q86121	Private general hospitals activities	511	120,702	-	180	4,418
Q86122	Private sanitaria and other similar activities	s	s	s	s	s
Q86123	Private mental health and substance abuse hospitals	s	s	s	s	s
Q86221	Private medical activities	140	90	-	-	-
Q86222	Private dental and laboratory services	5	-	-	-	-
Q86223	Child care clinics	s	s	s	s	s
Q86229	Private medical, dental and other health activities, n.e.c.	28	-	-	-	-
Q86900	Other human health activities	4	-	-	-	-
Q87201	Rehabilitation of people addicted to drugs or alcohol	3	-	-	-	-
Q87202	Caring for the mentally and physically handicapped	4	-	-	-	-

TABLE 7a.1 Number of Establishments and Sale of Tangible Fixed Assets by Type for Human Health and Social Work Activities Establishments with Total Employment of 20 and Over by Region and Industry Sub-Class: Philippines, 2010 (Continued)

(Value in thousand pesos. Details may not add-up to total due to rounding and/or statistical disclosure control)

2009 PSIC Code	Industry Description	Number of Establishments	Sale of Tangible Fixed Assets			
			Total	Land	Buildings, Other Structures and Land Improvements	Transport Equipment
Q87901	Child care services	8	-	-	-	-
Q87903	Caring for the aged and orphans	s	s	s	s	s
Q87909	Other residential care activities, n.e.c.	4	1,314	-	-	1,314
Q88103	Vocational rehabilitation and habilitation activities for disabled adults	s	s	s	s	s
Q88901	Welfare and guidance counseling activities for children and adolescents	s	s	s	s	s
Q88902	Child-care activities (including for the handicapped)	4	-	-	-	-
Q88904	Charitable activities	12	-	-	-	-
Q88909	Other social work activities without accommodation, n.e.c.	3	528	-	-	528
National Capital Region		249	118,467	-	180	2,502
Q86121	Private general hospitals activities	88	116,535	-	180	660
Q86123	Private mental health and substance abuse hospitals	s	s	s	s	s
Q86221	Private medical activities	108	90	-	-	-
Q86222	Private dental and laboratory services	5	-	-	-	-
Q86229	Private medical, dental and other health activities, n.e.c.	20	-	-	-	-
Q86900	Other human health activities	s	s	s	s	s
Q87201	Rehabilitation of people addicted to drugs or alcohol )	3	-	-	-	-
Q87202	Caring for the mentally and physically handicapped )	5	-	-	-	-
Q87901	Child care services	5	-	-	-	-
Q87903	Caring for the aged and orphans )	4	1,314	-	-	1,314
Q87909	Other residential care activities, n.e.c. )					
Q88901	Welfare and guidance counseling activities for children and adolescents )	3	-	-	-	-
Q88902	Child-care activities (including for the handicapped) )					
Q88904	Charitable activities	8	-	-	-	-
Q88909	Other social work activities without accommodation, n.e.c.	s	s	s	s	s
Cordillera Administrative Region		5	409	-	-	-
Q86121	Private general hospitals activities	5	409	-	-	-
I - Ilocos Region		30	-	-	-	-
Q86121	Private general hospitals activities	30	-	-	-	-
II - Cagayan Valley		15	-	-	-	-
Q86121	Private general hospitals activities	15	-	-	-	-

TABLE 7a.1 Number of Establishments and Sale of Tangible Fixed Assets by Type for Human Health and Social Work Activities Establishments with Total Employment of 20 and Over by Region and Industry Sub-Class: Philippines, 2010 (Continued)

(Value in thousand pesos. Details may not add-up to total due to rounding and/or statistical disclosure control)

2009 PSIC Code	Industry Description	Number of Establishments	Sale of Tangible Fixed Assets			
			Total	Land	Buildings, Other Structures and Land Improvements	Transport Equipment
			(1)	(2)	(3)	(4)
III - Central Luzon		72	-	-	-	-
Q86121	Private general hospitals activities	67	-	-	-	-
Q86221	Private medical activities )	5	-	-	-	-
Q86229	Private medical, dental and other health activities, n.e.c. )					
IVA - CALABARZON		113	-	-	-	-
Q86121	Private general hospitals activities	98	-	-	-	-
Q86122	Private sanitaria and other similar activities	s	s	s	s	s
Q86221	Private medical activities	s	s	s	s	s
Q87201	Rehabilitation of people addicted to drugs or alcohol	s	s	s	s	s
Q87901	Child care services	s	s	s	s	s
Q88904	Charitable activities	s	s	s	s	s
Q88909	Other social work activities without accommodation, n.e.c.	s	s	s	s	s
IVB - MIMAROPA		11	-	-	-	-
Q86121	Private general hospitals activities	s	s	s	s	s
Q87202	Caring for the mentally and physically handicapped	s	s	s	s	s
V - Bicol Region		28	-	-	-	-
Q86121	Private general hospitals activities	23	-	-	-	-
Q87201	Rehabilitation of people addicted to drugs or alcohol	s	s	s	s	s
Q88103	Vocational rehabilitation and habilitation activities for disabled adults	s	s	s	s	s
Q88902	Child-care activities (including for the handicapped)	s	s	s	s	s
Q88904	Charitable activities	s	s	s	s	s
VI - Western Visayas		25	-	-	-	-
Q86121	Private general hospitals activities	19	-	-	-	-
Q86221	Private medical activities )	4	-	-	-	-
Q86223	Child care clinics )					
Q88902	Child-care activities (including for the handicapped)	s	s	s	s	s
Q88909	Other social work activities without accommodation, n.e.c.	s	s	s	s	s

TABLE 7a.1 Number of Establishments and Sale of Tangible Fixed Assets by Type for Human Health and Social Work Activities Establishments with Total Employment of 20 and Over by Region and Industry Sub-Class: Philippines, 2010 (Continued)

(Value in thousand pesos. Details may not add-up to total due to rounding and/or statistical disclosure control)

2009 PSIC Code	Industry Description	Number of Establishments	Sale of Tangible Fixed Assets			
			Total	Land	Buildings, Other Structures and Land Improvements	Transport Equipment
		(1)	(2)	(3)	(4)	(5)
	<b>VII - Central Visayas</b>	<b>45</b>	<b>2,474</b>	<b>-</b>	<b>-</b>	<b>2,474</b>
Q86121	Private general hospitals activities	30	2,474	-	-	2,474
Q86221	Private medical activities	7	-	-	-	-
Q86229	Private medical, dental and other health activities, n.e.c.	s	s	s	s	s
Q86900	Other human health activities	s	s	s	s	s
Q87901	Child care services	s	s	s	s	s
Q87909	Other residential care activities, n.e.c.	s	s	s	s	s
Q88902	Child-care activities (including for the handicapped)	s	s	s	s	s
	<b>VIII - Eastern Visayas</b>	<b>11</b>	<b>-</b>	<b>-</b>	<b>-</b>	<b>-</b>
Q86121	Private general hospitals activities	s	s	s	s	s
Q87901	Child care services	s	s	s	s	s
	<b>IX - Zamboanga Peninsula</b>	<b>21</b>	<b>-</b>	<b>-</b>	<b>-</b>	<b>-</b>
Q86121	Private general hospitals activities	s	s	s	s	s
Q86221	Private medical activities	s	s	s	s	s
Q88904	Charitable activities	s	s	s	s	s
	<b>X - Northern Mindanao</b>	<b>36</b>	<b>575</b>	<b>-</b>	<b>-</b>	<b>575</b>
Q86121	Private general hospitals activities	s	s	s	s	s
Q86221	Private medical activities	s	s	s	s	s
	<b>XI - Davao Region</b>	<b>34</b>	<b>-</b>	<b>-</b>	<b>-</b>	<b>-</b>
Q86121	Private general hospitals activities	25	-	-	-	-
Q86122	Private sanitaria and other similar activities	s	s	s	s	s
Q86123	Private mental health and substance abuse hospitals	s	s	s	s	s
Q86221	Private medical activities )	4	-	-	-	-
Q86229	Private medical, dental and other health activities, n.e.c. )					
Q86900	Other human health activities	s	s	s	s	s
Q87909	Other residential care activities, n.e.c.	s	s	s	s	s
Q88904	Charitable activities	s	s	s	s	s
	<b>XII - SOCCSKSARGEN</b>	<b>33</b>	<b>708</b>	<b>-</b>	<b>-</b>	<b>708</b>
Q86121	Private general hospitals activities	29	708	-	-	708
Q86221	Private medical activities	s	s	s	s	s
Q87202	Caring for the mentally and physically handicapped	s	s	s	s	s

TABLE 7a.1 Number of Establishments and Sale of Tangible Fixed Assets by Type for Human Health and Social Work Activities Establishments with Total Employment of 20 and Over by Region and Industry Sub-Class: Philippines, 2010 (Continued)

(Value in thousand pesos. Details may not add-up to total due to rounding and/or statistical disclosure control)

2009 PSIC Code	Industry Description	Number of Establishments	Sale of Tangible Fixed Assets			
			Total	Land	Buildings, Other Structures and Land Improvements	Transport Equipment
			(1)	(2)	(3)	(4)
XIII - Caraga		7	-	-	-	-
Q86121	Private general hospitals activities	s	s	s	s	s
Q86221	Private medical activities	s	s	s	s	s
Autonomous Region in Muslim Mindanao		3	-	-	-	-
Q86121	Private general hospitals activities	3	-	-	-	-

2009 PSIC Code	Industry Description	Sale of Tangible Fixed Assets			
		ICT Machinery and Equipment	Other Machinery and Equipment	Valuables	Other Tangible Fixed Assets
		(6)	(7)	(8)	(9)
	<b>Philippines</b>	<b>12,520</b>	<b>103,664</b>	<b>-</b>	<b>9</b>
Q86121	Private general hospitals activities	12,520	103,574	-	9
Q86122	Private sanitaria and other similar activities	\$	\$	\$	\$
Q86123	Private mental health and substance abuse hospitals	\$	\$	\$	\$
Q86221	Private medical activities	-	90	-	-
Q86222	Private dental and laboratory services	-	-	-	-
Q86223	Child care clinics	\$	\$	\$	\$
Q86229	Private medical, dental and other health activities, n.e.c.	-	-	-	-
Q86900	Other human health activities	-	-	-	-
Q87201	Rehabilitation of people addicted to drugs or alcohol	-	-	-	-
Q87202	Caring for the mentally and physically handicapped	-	-	-	-
Q87901	Child care services	-	-	-	-
Q87903	Caring for the aged and orphans	\$	\$	\$	\$
Q87909	Other residential care activities, n.e.c.	-	-	-	-
Q88103	Vocational rehabilitation and habilitation activities	\$	\$	\$	\$
Q88901	Welfare and guidance counseling activities for children	\$	\$	\$	\$
Q88902	Child-care activities (including for the handicapped)	-	-	-	-
Q88904	Charitable activities	-	-	-	-
Q88909	Other social work activities without accommodation, n.e.c.	-	-	-	-

TABLE 7a.1 Number of Establishments and Sale of Tangible Fixed Assets by Type for Human Health and Social Work Activities Establishments with Total Employment of 20 and Over by Region and Industry Sub-Class: Philippines, 2010 (Continued)

(Value in thousand pesos. Details may not add-up to total due to rounding and/or statistical disclosure control)

2009 PSIC Code	Industry Description	Sale of Tangible Fixed Assets			
		ICT Machinery and Equipment	Other Machinery and Equipment	Valuables	Other Tangible Fixed Assets
		(6)	(7)	(8)	(9)
National Capital Region		12,472	103,313	-	-
Q86121	Private general hospitals activities	12,472	103,223	-	-
Q86123	Private mental health and substance abuse hospitals	s	s	s	s
Q86221	Private medical activities	-	90	-	-
Q86222	Private dental and laboratory services	-	-	-	-
Q86229	Private medical, dental and other health activities, n.e.c.	-	-	-	-
Q86900	Other human health activities	s	s	s	s
Q87201	Rehabilitation of people addicted to drugs or alcohol )	-	-	-	-
Q87202	Caring for the mentally and physically handicapped )	-	-	-	-
Q87901	Child care services	-	-	-	-
Q87903	Caring for the aged and orphans )	-	-	-	-
Q87909	Other residential care activities, n.e.c. )	-	-	-	-
Q88901	Welfare and guidance counseling activities for children and adolescents )	-	-	-	-
Q88902	Child-care activities (including for the handicapped) )	-	-	-	-
Q88904	Charitable activities	-	-	-	-
Q88909	Other social work activities without accommodation, n.e.c.	s	s	s	s
Cordillera Administrative Region		48	351	-	9
Q86121	Private general hospitals activities	48	351	-	9
I - Ilocos Region		-	-	-	-
Q86121	Private general hospitals activities	-	-	-	-
II - Cagayan Valley		-	-	-	-
Q86121	Private general hospitals activities	-	-	-	-
III - Central Luzon		-	-	-	-
Q86121	Private general hospitals activities	-	-	-	-
Q86221	Private medical activities )	-	-	-	-
Q86229	Private medical, dental and other health activities, n.e.c. )	-	-	-	-
IVA - CALABARZON		-	-	-	-
Q86121	Private general hospitals activities	-	-	-	-
Q86122	Private sanitaria and other similar activities	s	s	s	s
Q86221	Private medical activities	s	s	s	s
Q87201	Rehabilitation of people addicted to drugs or alcohol	s	s	s	s
Q87901	Child care services	s	s	s	s

TABLE 7a.1 Number of Establishments and Sale of Tangible Fixed Assets by Type for Human Health and Social Work Activities Establishments with Total Employment of 20 and Over by Region and Industry Sub-Class: Philippines, 2010 (Continued)

(Value in thousand pesos. Details may not add-up to total due to rounding and/or statistical disclosure control)

2009 PSIC Code	Industry Description	Sale of Tangible Fixed Assets			
		ICT Machinery and Equipment	Other Machinery and Equipment	Valuables	Other Tangible Fixed Assets
		(6)	(7)	(8)	(9)
Q88904	Charitable activities	S	S	S	S
Q88909	Other social work activities without accommodation, n.e.c.	S	S	S	S
<b>IVB - MIMAROPA</b>		-	-	-	-
Q86121	Private general hospitals activities	S	S	S	S
Q87202	Caring for the mentally and physically handicapped	S	S	S	S
<b>V - Bicol Region</b>		-	-	-	-
Q86121	Private general hospitals activities	-	-	-	-
Q87201	Rehabilitation of people addicted to drugs or alcohol	S	S	S	S
Q88103	Vocational rehabilitation and habilitation activities for disabled adults	S	S	S	S
Q88902	Child-care activities (including for the handicapped)	S	S	S	S
Q88904	Charitable activities	S	S	S	S
<b>VI - Western Visayas</b>		-	-	-	-
Q86121	Private general hospitals activities	-	-	-	-
Q86221	Private medical activities )	-	-	-	-
Q86223	Child care clinics )	-	-	-	-
Q88902	Child-care activities (including for the handicapped)	S	S	S	S
Q88909	Other social work activities without accommodation, n.e.c.	S	S	S	S
<b>VII - Central Visayas</b>		-	-	-	-
Q86121	Private general hospitals activities	-	-	-	-
Q86221	Private medical activities	-	-	-	-
Q86229	Private medical, dental and other health activities, n.e.c.	S	S	S	S
Q86900	Other human health activities	S	S	S	S
Q87901	Child care services	S	S	S	S
Q87909	Other residential care activities, n.e.c.	S	S	S	S
Q88902	Child-care activities (including for the handicapped)	S	S	S	S
<b>VIII - Eastern Visayas</b>		-	-	-	-
Q86121	Private general hospitals activities	S	S	S	S
Q87901	Child care services	S	S	S	S

TABLE 7a.1 Number of Establishments and Sale of Tangible Fixed Assets by Type for Human Health and Social Work Activities Establishments with Total Employment of 20 and Over by Region and Industry Sub-Class: Philippines, 2010 (Concluded)

(Value in thousand pesos. Details may not add-up to total due to rounding and/or statistical disclosure control)

2009 PSIC Code	Industry Description	Sale of Tangible Fixed Assets			
		ICT Machinery and Equipment	Other Machinery and Equipment	Valuables	Other Tangible Fixed Assets
		(6)	(7)	(8)	(9)
	<b>IX - Zamboanga Peninsula</b>	-	-	-	-
Q86121	Private general hospitals activities	S	S	S	S
Q86221	Private medical activities	S	S	S	S
Q88904	Charitable activities	S	S	S	S
	<b>X - Northern Mindanao</b>	-	-	-	-
Q86121	Private general hospitals activities	S	S	S	S
Q86221	Private medical activities	S	S	S	S
	<b>XI - Davao Region</b>	-	-	-	-
Q86121	Private general hospitals activities	-	-	-	-
Q86122	Private sanitaria and other similar activities	S	S	S	S
Q86123	Private mental health and substance abuse hospitals	S	S	S	S
Q86221	Private medical activities )	-	-	-	-
Q86229	Private medical, dental and other health activities, n.e.c. )	-	-	-	-
Q86900	Other human health activities	S	S	S	S
Q87909	Other residential care activities, n.e.c.	S	S	S	S
Q88904	Charitable activities	S	S	S	S
	<b>XII - SOCCSKSARGEN</b>	-	-	-	-
Q86121	Private general hospitals activities	-	-	-	-
Q86221	Private medical activities	S	S	S	S
Q87202	Caring for the mentally and physically handicapped	S	S	S	S
	<b>XIII - Caraga</b>	-	-	-	-
Q86121	Private general hospitals activities	S	S	S	S
Q86221	Private medical activities	S	S	S	S
	<b>Autonomous Region in Muslim Mindanao</b>	-	-	-	-
Q86121	Private general hospitals activities	-	-	-	-

s - Data suppressed

) - Data combined



TABLE 7a.2 Number of Establishments and Losses and Damages to Tangible Fixed Assets by Type for Human Health and Social Work Activities Establishments with Total Employment of 20 and Over by Region and Industry Sub-Class: Philippines, 2010

(Value in thousand pesos. Details may not add-up to total due to rounding and/or statistical disclosure control)

2009 PSIC Code	Industry Description	Number of Establishments	Losses and Damages to Tangible Fixed Assets			
			Total	Land	Buildings, Other Structures and Land Improvements	Transport Equipment
Philippines		738	4,450	-	3,000	51
Q86121	Private general hospitals activities	511	3,783	-	3,000	51
Q86122	Private sanitaria and other similar activities	s	s	s	s	s
Q86123	Private mental health and substance abuse hospitals	s	s	s	s	s
Q86221	Private medical activities	140	37	-	-	-
Q86222	Private dental and laboratory services	5	-	-	-	-
Q86223	Child care clinics	s	s	s	s	s
Q86229	Private medical, dental and other health activities, n.e.c.	28	-	-	-	-
Q86900	Other human health activities	4	-	-	-	-
Q87201	Rehabilitation of people addicted to drugs or alcohol	3	-	-	-	-
Q87202	Caring for the mentally and physically handicapped	4	-	-	-	-
Q87901	Child care services	8	-	-	-	-
Q87903	Caring for the aged and orphans	s	s	s	s	s
Q87909	Other residential care activities, n.e.c.	4	-	-	-	-
Q88103	Vocational rehabilitation and habilitation activities for disabled adults	s	s	s	s	s
Q88901	Welfare and guidance counseling activities for children and adolescents	s	s	s	s	s
Q88902	Child-care activities (including for the handicapped)	4	630	-	-	-
Q88904	Charitable activities	12	-	-	-	-
Q88909	Other social work activities without accommodation, n.e.c.	3	-	-	-	-
National Capital Region		249	839	-	-	-
Q86121	Private general hospitals activities	88	172	-	-	-
Q86123	Private mental health and substance abuse hospitals	s	s	s	s	s
Q86221	Private medical activities	108	37	-	-	-
Q86222	Private dental and laboratory services	5	-	-	-	-
Q86229	Private medical, dental and other health activities, n.e.c.	20	-	-	-	-
Q86900	Other human health activities	s	s	s	s	s
Q87201	Rehabilitation of people addicted to drugs or alcohol )	3	-	-	-	-
Q87202	Caring for the mentally and physically handicapped )	5	-	-	-	-
Q87901	Child care services	5	-	-	-	-
Q87903	Caring for the aged and orphans )	4	-	-	-	-
Q87909	Other residential care activities, n.e.c. )	4	-	-	-	-
Q88901	Welfare and guidance counseling activities for children and adolescents )	3	630	-	-	-
Q88902	Child-care activities (including for the handicapped) )	8	-	-	-	-
Q88904	Charitable activities	s	s	s	s	s
Q88909	Other social work activities without accommodation, n.e.c.	s	s	s	s	s

TABLE 7a.2 Number of Establishments and Losses and Damages to Tangible Fixed Assets by Type for Human Health and Social Work Activities Establishments with Total Employment of 20 and Over by Region and Industry Sub-Class: Philippines, 2010 (Continued)

(Value in thousand pesos. Details may not add-up to total due to rounding and/or statistical disclosure control)

2009 PSIC Code	Industry Description	Number of Establishments	Losses and Damages to Tangible Fixed Assets			
			Total	Land	Buildings, Other Structures and Land Improvements	Transport Equipment
		(1)	(2)	(3)	(4)	(5)
	<b>Cordillera Administrative Region</b>	<b>5</b>	-	-	-	-
Q86121	Private general hospitals activities	5	-	-	-	-
	<b>I - Ilocos Region</b>	<b>30</b>	-	-	-	-
Q86121	Private general hospitals activities	30	-	-	-	-
	<b>II - Cagayan Valley</b>	<b>15</b>	-	-	-	-
Q86121	Private general hospitals activities	15	-	-	-	-
	<b>III - Central Luzon</b>	<b>72</b>	<b>410</b>	-	-	-
Q86121	Private general hospitals activities	67	410	-	-	-
Q86221	Private medical activities )	5	-	-	-	-
Q86229	Private medical, dental and other health activities, n.e.c. )					
	<b>IVA - CALABARZON</b>	<b>113</b>	-	-	-	-
Q86121	Private general hospitals activities	98	-	-	-	-
Q86122	Private sanitaria and other similar activities	s	s	s	s	s
Q86221	Private medical activities	s	s	s	s	s
Q87201	Rehabilitation of people addicted to drugs or alcohol	s	s	s	s	s
Q87901	Child care services	s	s	s	s	s
Q88904	Charitable activities	s	s	s	s	s
Q88909	Other social work activities without accommodation, n.e.c.	s	s	s	s	s
	<b>IVB - MIMAROPA</b>	<b>11</b>	-	-	-	-
Q86121	Private general hospitals activities	s	s	s	s	s
Q87202	Caring for the mentally and physically handicapped	s	s	s	s	s
	<b>V - Bicol Region</b>	<b>28</b>	<b>3,201</b>	-	<b>3,000</b>	<b>51</b>
Q86121	Private general hospitals activities	23	3,201	-	3,000	51
Q87201	Rehabilitation of people addicted to drugs or alcohol	s	s	s	s	s
Q88103	Vocational rehabilitation and habilitation activities for disabled adults	s	s	s	s	s
Q88902	Child-care activities (including for the handicapped)	s	s	s	s	s
Q88904	Charitable activities	s	s	s	s	s

TABLE 7a.2 Number of Establishments and Losses and Damages to Tangible Fixed Assets by Type for Human Health and Social Work Activities Establishments with Total Employment of 20 and Over by Region and Industry Sub-Class: Philippines, 2010 (Continued)

(Value in thousand pesos. Details may not add-up to total due to rounding and/or statistical disclosure control)

2009 PSIC Code	Industry Description	Number of Establishments	Losses and Damages to Tangible Fixed Assets			
			Total	Land	Buildings, Other Structures and Land Improvements	Transport Equipment
VI - Western Visayas		25	-	-	-	-
Q86121	Private general hospitals activities	19	-	-	-	-
Q86221	Private medical activities )	4	-	-	-	-
Q86223	Child care clinics )					
Q88902	Child-care activities (including for the handicapped)	s	s	s	s	s
Q88909	Other social work activities without accommodation, n.e.c.	s	s	s	s	s
VII - Central Visayas		45	-	-	-	-
Q86121	Private general hospitals activities	30	-	-	-	-
Q86221	Private medical activities	7	-	-	-	-
Q86229	Private medical, dental and other health activities, n.e.c.	s	s	s	s	s
Q86900	Other human health activities	s	s	s	s	s
Q87901	Child care services	s	s	s	s	s
Q87909	Other residential care activities, n.e.c.	s	s	s	s	s
Q88902	Child-care activities (including for the handicapped)	s	s	s	s	s
VIII - Eastern Visayas		11	-	-	-	-
Q86121	Private general hospitals activities	s	s	s	s	s
Q87901	Child care services	s	s	s	s	s
IX - Zamboanga Peninsula		21	-	-	-	-
Q86121	Private general hospitals activities	s	s	s	s	s
Q86221	Private medical activities	s	s	s	s	s
Q88904	Charitable activities	s	s	s	s	s
X - Northern Mindanao		36	-	-	-	-
Q86121	Private general hospitals activities	s	s	s	s	s
Q86221	Private medical activities	s	s	s	s	s
XI - Davao Region		34	-	-	-	-
Q86121	Private general hospitals activities	25	-	-	-	-
Q86122	Private sanitaria and other similar activities	s	s	s	s	s
Q86123	Private mental health and substance abuse hospitals	s	s	s	s	s
Q86221	Private medical activities )	4	-	-	-	-
Q86229	Private medical, dental and other health activities, n.e.c. )					
Q86900	Other human health activities	s	s	s	s	s
Q87909	Other residential care activities, n.e.c.	s	s	s	s	s
Q88904	Charitable activities	s	s	s	s	s

TABLE 7a.2 Number of Establishments and Losses and Damages to Tangible Fixed Assets by Type for Human Health and Social Work Activities Establishments with Total Employment of 20 and Over by Region and Industry Sub-Class: Philippines, 2010 (Continued)

(Value in thousand pesos. Details may not add-up to total due to rounding and/or statistical disclosure control)

2009 PSIC Code	Industry Description	Number of Establishments	Losses and Damages to Tangible Fixed Assets			
			Total	Land	Buildings, Other Structures and Land Improvements	Transport Equipment
		(1)	(2)	(3)	(4)	(5)
	<b>XII - SOCCSKSARGEN</b>	<b>33</b>	-	-	-	-
Q86121	Private general hospitals activities	29	-	-	-	-
Q86221	Private medical activities	s	s	s	s	s
Q87202	Caring for the mentally and physically handicapped	s	s	s	s	s
	<b>XIII - Caraga</b>	<b>7</b>	-	-	-	-
Q86121	Private general hospitals activities	s	s	s	s	s
Q86221	Private medical activities	s	s	s	s	s
	<b>Autonomous Region in Muslim Mindanao</b>	<b>3</b>	-	-	-	-
Q86121	Private general hospitals activities	3	-	-	-	-

2009 PSIC Code	Industry Description	Losses and Damages to Tangible Fixed Assets			
		ICT Machinery and Equipment	Other Machinery and Equipment	Valuables	Other Tangible Fixed Assets
		(6)	(7)	(8)	(9)
Philippines		100	1,299	-	-
Q86121	Private general hospitals activities	100	632	-	-
Q86122	Private sanitaria and other similar activities	s	s	s	s
Q86123	Private mental health and substance abuse hospitals	s	s	s	s
Q86221	Private medical activities	-	37	-	-
Q86222	Private dental and laboratory services	-	-	-	-
Q86223	Child care clinics	s	s	s	s
Q86229	Private medical, dental and other health activities, n.e.c.	-	-	-	-
Q86900	Other human health activities	-	-	-	-
Q87201	Rehabilitation of people addicted to drugs or alcohol	-	-	-	-
Q87202	Caring for the mentally and physically handicapped	-	-	-	-
Q87901	Child care services	-	-	-	-
Q87903	Caring for the aged and orphans	s	s	s	s
Q87909	Other residential care activities, n.e.c.	-	-	-	-
Q88103	Vocational rehabilitation and habilitation activities	s	s	s	s
Q88901	Welfare and guidance counseling activities for children	s	s	s	s
Q88902	Child-care activities (including for the handicapped)	-	630	-	-
Q88904	Charitable activities	-	-	-	-
Q88909	Other social work activities without accommodation, n.e.c.	-	-	-	-

TABLE 7a.2 Number of Establishments and Losses and Damages to Tangible Fixed Assets by Type for Human Health and Social Work Activities Establishments with Total Employment of 20 and Over by Region and Industry Sub-Class: Philippines, 2010 *(Continued)*

(Value in thousand pesos. Details may not add-up to total due to rounding and/or statistical disclosure control)

2009 PSIC Code	Industry Description	Losses and Damages to Tangible Fixed Assets			
		ICT Machinery and Equipment	Other Machinery and Equipment	Valuables	Other Tangible Fixed Assets
		(6)	(7)	(8)	(9)
	<b>National Capital Region</b>	-	<b>839</b>	-	-
Q86121	Private general hospitals activities	-	172	-	-
Q86123	Private mental health and substance abuse hospitals	s	s	s	s
Q86221	Private medical activities	-	37	-	-
Q86222	Private dental and laboratory services	-	-	-	-
Q86229	Private medical, dental and other health activities, n.e.c.	-	-	-	-
Q86900	Other human health activities	s	s	s	s
Q87201	Rehabilitation of people addicted to drugs or alcohol )	-	-	-	-
Q87202	Caring for the mentally and physically handicapped )	-	-	-	-
Q87901	Child care services	-	-	-	-
Q87903	Caring for the aged and orphans )	-	-	-	-
Q87909	Other residential care activities, n.e.c. )	-	-	-	-
Q88901	Welfare and guidance counseling activities for children and adolescents )	-	630	-	-
Q88902	Child-care activities (including for the handicapped) )	-	-	-	-
Q88904	Charitable activities	-	-	-	-
Q88909	Other social work activities without accommodation, n.e.c.	s	s	s	s
	<b>Cordillera Administrative Region</b>	-	-	-	-
Q86121	Private general hospitals activities	-	-	-	-
	<b>I - Ilocos Region</b>	-	-	-	-
Q86121	Private general hospitals activities	-	-	-	-
	<b>II - Cagayan Valley</b>	-	-	-	-
Q86121	Private general hospitals activities	-	-	-	-
	<b>III - Central Luzon</b>	-	<b>410</b>	-	-
Q86121	Private general hospitals activities	-	410	-	-
Q86221	Private medical activities )	-	-	-	-
Q86229	Private medical, dental and other health activities, n.e.c. )	-	-	-	-
	<b>IVA - CALABARZON</b>	-	-	-	-
Q86121	Private general hospitals activities	-	-	-	-
Q86122	Private sanitaria and other similar activities	s	s	s	s
Q86221	Private medical activities	s	s	s	s
Q87201	Rehabilitation of people addicted to drugs or alcohol	s	s	s	s
Q87901	Child care services	s	s	s	s
Q88904	Charitable activities	s	s	s	s
Q88909	Other social work activities without accommodation, n.e.c.	s	s	s	s

TABLE 7a.2 Number of Establishments and Losses and Damages to Tangible Fixed Assets by Type for Human Health and Social Work Activities Establishments with Total Employment of 20 and Over by Region and Industry Sub-Class: Philippines, 2010 *(Continued)*

(Value in thousand pesos. Details may not add-up to total due to rounding and/or statistical disclosure control)

2009 PSIC Code	Industry Description	Losses and Damages to Tangible Fixed Assets			
		ICT Machinery and Equipment	Other Machinery and Equipment	Valuables	Other Tangible Fixed Assets
		(6)	(7)	(8)	(9)
IVB - MIMAROPA		-	-	-	-
Q86121	Private general hospitals activities	s	s	s	s
Q87202	Caring for the mentally and physically handicapped	s	s	s	s
V - Bicol Region		100	50	-	-
Q86121	Private general hospitals activities	100	50	-	-
Q87201	Rehabilitation of people addicted to drugs or alcohol	s	s	s	s
Q88103	Vocational rehabilitation and habilitation activities for disabled adults	s	s	s	s
Q88902	Child-care activities (including for the handicapped)	s	s	s	s
Q88904	Charitable activities	s	s	s	s
VI - Western Visayas		-	-	-	-
Q86121	Private general hospitals activities	-	-	-	-
Q86221	Private medical activities )	-	-	-	-
Q86223	Child care clinics )	-	-	-	-
Q88902	Child-care activities (including for the handicapped)	s	s	s	s
Q88909	Other social work activities without accommodation, n.e.c.	s	s	s	s
VII - Central Visayas		-	-	-	-
Q86121	Private general hospitals activities	-	-	-	-
Q86221	Private medical activities	-	-	-	-
Q86229	Private medical, dental and other health activities, n.e.c.	s	s	s	s
Q86900	Other human health activities	s	s	s	s
Q87901	Child care services	s	s	s	s
Q87909	Other residential care activities, n.e.c.	s	s	s	s
Q88902	Child-care activities (including for the handicapped)	s	s	s	s
VIII - Eastern Visayas		-	-	-	-
Q86121	Private general hospitals activities	s	s	s	s
Q87901	Child care services	s	s	s	s
IX - Zamboanga Peninsula		-	-	-	-
Q86121	Private general hospitals activities	s	s	s	s
Q86221	Private medical activities	s	s	s	s
Q88904	Charitable activities	s	s	s	s
X - Northern Mindanao		-	-	-	-
Q86121	Private general hospitals activities	s	s	s	s
Q86221	Private medical activities	s	s	s	s

TABLE 7a.2 Number of Establishments and Losses and Damages to Tangible Fixed Assets by Type for Human Health and Social Work Activities Establishments with Total Employment of 20 and Over by Region and Industry Sub-Class: Philippines, 2010 *(Concluded)*

(Value in thousand pesos. Details may not add-up to total due to rounding and/or statistical disclosure control)

2009 PSIC Code	Industry Description	Losses and Damages to Tangible Fixed Assets			
		ICT Machinery and Equipment	Other Machinery and Equipment	Valuables	Other Tangible Fixed Assets
		(6)	(7)	(8)	(9)
XI - Davao Region		-	-	-	-
Q86121	Private general hospitals activities	-	-	-	-
Q86122	Private sanitaria and other similar activities	s	s	s	s
Q86123	Private mental health and substance abuse hospitals	s	s	s	s
Q86221	Private medical activities )	-	-	-	-
Q86229	Private medical, dental and other health activities, n.e.c. )	-	-	-	-
Q86900	Other human health activities	s	s	s	s
Q87909	Other residential care activities, n.e.c.	s	s	s	s
Q88904	Charitable activities	s	s	s	s
XII - SOCCSKSARGEN		-	-	-	-
Q86121	Private general hospitals activities	-	-	-	-
Q86221	Private medical activities	s	s	s	s
Q87202	Caring for the mentally and physically handicapped	s	s	s	s
XIII - Caraga		-	-	-	-
Q86121	Private general hospitals activities	s	s	s	s
Q86221	Private medical activities	s	s	s	s
Autonomous Region in Muslim Mindanao		-	-	-	-
Q86121	Private general hospitals activities	-	-	-	-

s - Data suppressed

) - Data combined

TABLE 8a Number of Establishments and Book Value of Tangible Fixed Assets by Type for Human Health and Social Work Activities Establishments with Total Employment of 20 and Over by Region and Industry Sub-Class: Philippines, 2010

(Value in thousand pesos. Details may not add-up to total due to rounding and/or statistical disclosure control)

2009 PSIC Code	Industry Description	Number of Establishments	Book Value of Tangible Fixed Assets			
			Total	Land	Buildings, Other Structures and Land Improvements	Transport Equipment
		(1)	(2)	(3)	(4)	(5)
	PHILIPPINES	738	62,614,687	6,937,977	30,972,397	2,154,631
Q86121	Private general hospitals activities	511	59,228,854	6,498,050	29,524,979	1,893,297
Q86122	Private sanitaria and other similar activities	s	s	s	s	s
Q86123	Private mental health and substance abuse hospitals	s	s	s	s	s
Q86221	Private medical activities	140	1,890,701	142,752	632,242	162,902

TABLE 8a Number of Establishments and Book Value of Tangible Fixed Assets by Type for Human Health and Social Work Activities Establishments with Total Employment of 20 and Over by Region and Industry Sub-Class: Philippines, 2010 (Continued)

(Value in thousand pesos. Details may not add-up to total due to rounding and/or statistical disclosure control)

2009 PSIC Code	Industry Description	Number of Establishments	Book Value of Tangible Fixed Assets			
			Total	Land	Buildings, Other Structures and Land Improvements	Transport Equipment
		(1)	(2)	(3)	(4)	(5)
Q86222	Private dental and laboratory services	5	12,626	-	7,521	3,106
Q86223	Child care clinics	s	s	s	s	s
Q86229	Private medical, dental and other health activities, n.e.c.	28	198,397	13,219	39,994	32,495
Q86900	Other human health activities	4	190,789	26,280	105,818	325
Q87201	Rehabilitation of people addicted to drugs or alcohol	3	8,595	-	6,133	1,212
Q87202	Caring for the mentally and physically handicapped	4	15,073	3,012	7,687	2,269
Q87901	Child care services	8	165,928	10,867	110,033	9,608
Q87903	Caring for the aged and orphans	s	s	s	s	s
Q87909	Other residential care activities, n.e.c.	4	39,661	7,557	17,585	1,891
Q88103	Vocational rehabilitation and habilitation activities for disabled adults	s	s	s	s	s
Q88901	Welfare and guidance counseling activities for children and adolescents	s	s	s	s	s
Q88902	Child-care activities (including for the handicapped)	4	79,096	12,567	59,541	1,216
Q88904	Charitable activities	12	100,295	11,994	28,649	35,148
Q88909	Other social work activities without accommodation, n.e.c.	3	6,122	100	1,900	3,265
<b>National Capital Region</b>		<b>249</b>	<b>37,064,238</b>	<b>2,687,719</b>	<b>18,453,300</b>	<b>1,544,714</b>
Q86121	Private general hospitals activities	88	34,896,095	2,424,651	17,697,533	1,314,438
Q86123	Private mental health and substance abuse hospitals	s	s	s	s	s
Q86221	Private medical activities	108	1,281,481	29,896	325,568	149,558
Q86222	Private dental and laboratory services	5	12,626	-	7,521	3,106
Q86229	Private medical, dental and other health activities, n.e.c.	20	92,153	-	8,043	25,929
Q86900	Other human health activities	s	s	s	s	s
Q87201	Rehabilitation of people addicted to drugs or alcohol )	3	8,641	873	2,406	2,982
Q87202	Caring for the mentally and physically handicapped )					
Q87901	Child care services	5	61,215	10,070	15,232	8,604
Q87903	Caring for the aged and orphans )					
Q87909	Other residential care activities, n.e.c. )	4	576,438	207,159	355,328	1,941
Q88901	Welfare and guidance counseling activities for children and adolescents )	3	24,074	3,125	5,980	1,967
Q88902	Child-care activities (including for the handicapped) )					
Q88904	Charitable activities	8	89,413	11,944	28,299	34,226
Q88909	Other social work activities without accommodation, n.e.c.	s	s	s	s	s
<b>Cordillera Administrative Region</b>		<b>5</b>	<b>711,411</b>	<b>333,782</b>	<b>338,662</b>	<b>275</b>
Q86121	Private general hospitals activities	5	711,411	333,782	338,662	275
<b>I - Ilocos Region</b>		<b>30</b>	<b>667,357</b>	<b>52,160</b>	<b>396,608</b>	<b>14,064</b>
Q86121	Private general hospitals activities	30	667,357	52,160	396,608	14,064



TABLE 8a Number of Establishments and Book Value of Tangible Fixed Assets by Type for Human Health and Social Work Activities Establishments with Total Employment of 20 and Over by Region and Industry Sub-Class: Philippines, 2010 (Continued)

(Value in thousand pesos. Details may not add-up to total due to rounding and/or statistical disclosure control)

2009 PSIC Code	Industry Description	Number of Establishments	Book Value of Tangible Fixed Assets			
			Total	Land	Buildings, Other Structures and Land Improvements	Transport Equipment
			(1)	(2)	(3)	(4)
	II - Cagayan Valley	15	650,228	66,464	394,349	27,455
Q86121	Private general hospitals activities	15	650,228	66,464	394,349	27,455
	III - Central Luzon	72	2,701,317	309,555	1,294,274	53,578
Q86121	Private general hospitals activities	67	2,610,936	294,871	1,241,946	50,945
Q86221	Private medical activities )	5	90,381	14,684	52,327	2,633
Q86229	Private medical, dental and other health activities, n.e.c. )					
	IVA - CALABARZON	113	7,377,812	1,516,959	3,865,143	78,936
Q86121	Private general hospitals activities	98	6,928,706	1,461,760	3,598,466	76,071
Q86122	Private sanitaria and other similar activities	s	s	s	s	s
Q86221	Private medical activities	s	s	s	s	s
Q87201	Rehabilitation of people addicted to drugs or alcohol	s	s	s	s	s
Q87901	Child care services	s	s	s	s	s
Q88904	Charitable activities	s	s	s	s	s
Q88909	Other social work activities without accommodation, n.e.c.	s	s	s	s	s
	IVB - MIMAROPA	11	281,620	39,146	126,491	3,111
Q86121	Private general hospitals activities	s	s	s	s	s
Q87202	Caring for the mentally and physically handicapped	s	s	s	s	s
	V - Bicol Region	28	681,116	82,750	376,263	17,367
Q86121	Private general hospitals activities	23	605,011	74,280	315,827	15,288
Q87201	Rehabilitation of people addicted to drugs or alcohol	s	s	s	s	s
Q88103	Vocational rehabilitation and habilitation activities for disabled adults	s	s	s	s	s
Q88902	Child-care activities (including for the handicapped)	s	s	s	s	s
Q88904	Charitable activities	s	s	s	s	s
	VI - Western Visayas	25	1,880,540	187,588	1,009,346	17,684
Q86121	Private general hospitals activities	19	1,806,681	171,097	985,210	15,676
Q86221	Private medical activities )	4	70,289	16,392	22,236	709
Q86223	Child care clinics )					
Q88902	Child-care activities (including for the handicapped)	s	s	s	s	s
Q88909	Other social work activities without accommodation, n.e.c.	s	s	s	s	

TABLE 8a Number of Establishments and Book Value of Tangible Fixed Assets by Type for Human Health and Social Work Activities Establishments with Total Employment of 20 and Over by Region and Industry Sub-Class: Philippines, 2010 (Continued)

(Value in thousand pesos. Details may not add-up to total due to rounding and/or statistical disclosure control)

2009 PSIC Code	Industry Description	Number of Establishments	Book Value of Tangible Fixed Assets			
			Total	Land	Buildings, Other Structures and Land Improvements	Transport Equipment
VII - Central Visayas		45	3,526,807	638,529	1,303,383	289,135
Q86121	Private general hospitals activities	30	3,339,348	603,905	1,194,866	281,817
Q86221	Private medical activities	7	86,429	24,752	51,759	2,790
Q86229	Private medical, dental and other health activities, n.e.c.	s	s	s	s	s
Q86900	Other human health activities	s	s	s	s	s
Q87901	Child care services	s	s	s	s	s
Q87909	Other residential care activities, n.e.c.	s	s	s	s	s
Q88902	Child-care activities (including for the handicapped)	s	s	s	s	s
VIII - Eastern Visayas		11	627,882	100,613	377,211	6,282
Q86121	Private general hospitals activities	s	s	s	s	s
Q87901	Child care services	s	s	s	s	s
IX - Zamboanga Peninsula		21	840,687	136,129	390,819	20,744
Q86121	Private general hospitals activities	s	s	s	s	s
Q86221	Private medical activities	s	s	s	s	s
Q88904	Charitable activities	s	s	s	s	s
X - Northern Mindanao		36	2,091,600	133,857	972,577	46,806
Q86121	Private general hospitals activities	s	s	s	s	s
Q86221	Private medical activities	s	s	s	s	s
XI - Davao Region		34	2,286,430	375,985	1,120,952	17,772
Q86121	Private general hospitals activities	25	2,041,559	346,216	982,483	11,405
Q86122	Private sanitaria and other similar activities	s	s	s	s	s
Q86123	Private mental health and substance abuse hospitals	s	s	s	s	s
Q86221	Private medical activities	4	18,525	895	4,417	1,844
Q86229	Private medical, dental and other health activities, n.e.c.					
Q86900	Other human health activities	s	s	s	s	s
Q87909	Other residential care activities, n.e.c.	s	s	s	s	s
Q88904	Charitable activities	s	s	s	s	s
XII - SOCCSKSARGEN		33	940,266	237,043	420,486	15,007
Q86121	Private general hospitals activities	29	919,404	233,788	413,944	9,298
Q86221	Private medical activities	s	s	s	s	s
Q87202	Caring for the mentally and physically handicapped	s	s	s	s	s
XIII - Caraga		7	247,683	35,447	103,233	1,700
Q86121	Private general hospitals activities	s	s	s	s	s
Q86221	Private medical activities	s	s	s	s	s

TABLE 8a Number of Establishments and Book Value of Tangible Fixed Assets by Type for Human Health and Social Work Activities Establishments with Total Employment of 20 and Over by Region and Industry Sub-Class: Philippines, 2010 (Continued)

(Value in thousand pesos. Details may not add-up to total due to rounding and/or statistical disclosure control)

2009 PSIC Code	Industry Description	Number of Establishments	Book Value of Tangible Fixed Assets			
			Total	Land	Buildings, Other Structures and Land Improvements	Transport Equipment
			(1)	(2)	(3)	(4)
	Autonomous Region in Muslim Mindanao	3	37,694	4,250	29,300	-
Q86121	Private general hospitals activities	3	37,694	4,250	29,300	-

2009 PSIC Code	Industry Description	Book Value of Tangible Fixed Assets			
		ICT Machinery and Equipment	Other Machinery and Equipment	Valuables	Other Tangible Fixed Assets
		(6)	(7)	(8)	(9)
	Philippines	10,882,301	11,474,089	105,060	88,232
Q86121	Private general hospitals activities	10,420,079	10,699,658	105,039	87,752
Q86122	Private sanitaria and other similar activities	s	s	s	s
Q86123	Private mental health and substance abuse hospitals	s	s	s	s
Q86221	Private medical activities	336,119	616,206	-	480
Q86222	Private dental and laboratory services	1,752	247	-	-
Q86223	Child care clinics	s	s	s	s
Q86229	Private medical, dental and other health activities, n.e.c.	30,088	82,581	20	-
Q86900	Other human health activities	48,081	10,285	-	-
Q87201	Rehabilitation of people addicted to drugs or alcohol	690	561	-	-
Q87202	Caring for the mentally and physically handicapped	1,125	980	-	-
Q87901	Child care services	15,261	20,158	-	-
Q87903	Caring for the aged and orphans	s	s	s	s
Q87909	Other residential care activities, n.e.c.	2,296	10,331	-	-
Q88103	Vocational rehabilitation and habilitation activities for disabled adults	s	s	s	s
Q88901	Welfare and guidance counseling activities for children and adolescents	s	s	s	s
Q88902	Child-care activities (including for the handicapped)	1,750	4,023	-	-
Q88904	Charitable activities	10,192	14,311	1	-
Q88909	Other social work activities without accommodation, n.e.c.	846	12	-	-
	National Capital Region	8,873,495	5,384,065	96,249	24,696
Q86121	Private general hospitals activities	8,583,597	4,754,932	96,248	24,696
Q86123	Private mental health and substance abuse hospitals	s	s	s	s
Q86221	Private medical activities	243,330	533,130	-	-
Q86222	Private dental and laboratory services	1,752	247	-	-
Q86229	Private medical, dental and other health activities, n.e.c.	11,897	46,284	-	-
Q86900	Other human health activities	s	s	s	s

TABLE 8a Number of Establishments and Book Value of Tangible Fixed Assets by Type for Human Health and Social Work Activities Establishments with Total Employment of 20 and Over by Region and Industry Sub-Class: Philippines, 2010 (Continued)

(Value in thousand pesos. Details may not add-up to total due to rounding and/or statistical disclosure control)

2009 PSIC Code	Industry Description	Book Value of Tangible Fixed Assets			
		ICT Machinery and Equipment	Other Machinery and Equipment	Valuables	Other Tangible Fixed Assets
		(6)	(7)	(8)	(9)
Q87201	Rehabilitation of people addicted to drugs or alcohol )	1,706	674	-	-
Q87202	Caring for the mentally and physically handicapped )				
Q87901	Child care services	13,070	14,240	-	-
Q87903	Caring for the aged and orphans )				
Q87909	Other residential care activities, n.e.c. )	1,887	10,124	-	-
Q88901	Welfare and guidance counseling activities for children )				
	and adolescents )	10,615	2,387	-	-
Q88902	Child-care activities (including for the handicapped) )				
Q88904	Charitable activities	3,683	11,261	1	-
Q88909	Other social work activities without accommodation, n.e.c.	s	s	s	s
	<b>Cordillera Administrative Region</b>	<b>2,873</b>	<b>28,653</b>	<b>-</b>	<b>7,166</b>
Q86121	Private general hospitals activities	2,873	28,653	-	7,166
	<b>I - Ilocos Region</b>	<b>118,084</b>	<b>85,090</b>	<b>238</b>	<b>1,113</b>
Q86121	Private general hospitals activities	118,084	85,090	238	1,113
	<b>II - Cagayan Valley</b>	<b>35,177</b>	<b>125,347</b>	<b>-</b>	<b>1,437</b>
Q86121	Private general hospitals activities	35,177	125,347	-	1,437
	<b>III - Central Luzon</b>	<b>127,932</b>	<b>912,352</b>	<b>1,014</b>	<b>2,612</b>
Q86121	Private general hospitals activities	127,505	892,063	994	2,612
Q86221	Private medical activities )	428	20,289	20	-
Q86229	Private medical, dental and other health activities, n.e.c. )				
	<b>IVA - CALABARZON</b>	<b>422,309</b>	<b>1,458,445</b>	<b>-</b>	<b>36,021</b>
Q86121	Private general hospitals activities	359,933	1,396,455	-	36,021
Q86122	Private sanitaria and other similar activities	s	s	s	s
Q86221	Private medical activities	s	s	s	s
Q87201	Rehabilitation of people addicted to drugs or alcohol	s	s	s	s
Q87901	Child care services	s	s	s	s
Q88904	Charitable activities	s	s	s	s
Q88909	Other social work activities without accommodation, n.e.c.	s	s	s	s
	<b>IVB - MIMAROPA</b>	<b>3,508</b>	<b>109,361</b>	<b>-</b>	<b>3</b>
Q86121	Private general hospitals activities	s	s	s	s
Q87202	Caring for the mentally and physically handicapped	s	s	s	s

TABLE 8a Number of Establishments and Book Value of Tangible Fixed Assets by Type for Human Health and Social Work Activities Establishments with Total Employment of 20 and Over by Region and Industry Sub-Class: Philippines, 2010 (Continued)

(Value in thousand pesos. Details may not add-up to total due to rounding and/or statistical disclosure control)

2009 PSIC Code	Industry Description	Book Value of Tangible Fixed Assets			
		ICT Machinery and Equipment	Other Machinery and Equipment	Valuables	Other Tangible Fixed Assets
		(6)	(7)	(8)	(9)
V - Bicol Region		71,836	132,900	-	-
Q86121	Private general hospitals activities	69,270	130,347	-	
Q87201	Rehabilitation of people addicted to drugs or alcohol	s	s	s	s
Q88103	Vocational rehabilitation and habilitation activities for disabled adults	s	s	s	s
Q88902	Child-care activities (including for the handicapped)	s	s	s	s
Q88904	Charitable activities	s	s	s	s
VI - Western Visayas		234,512	430,064	-	1,345
Q86121	Private general hospitals activities	207,248	426,106	-	1,345
Q86221	Private medical activities )				
Q86223	Child care clinics )	26,994	3,959	-	-
Q88902	Child-care activities (including for the handicapped)	s	s	s	s
Q88909	Other social work activities without accommodation, n.e.c.	s	s	s	s
VII - Central Visayas		194,909	1,100,577	140	133
Q86121	Private general hospitals activities	175,915	1,082,571	140	133
Q86221	Private medical activities	1,085	6,043	-	-
Q86229	Private medical, dental and other health activities, n.e.c.	s	s	s	s
Q86900	Other human health activities	s	s	s	s
Q87901	Child care services	s	s	s	s
Q87909	Other residential care activities, n.e.c.	s	s	s	s
Q88902	Child-care activities (including for the handicapped)	s	s	s	s
VIII - Eastern Visayas		32,144	111,447	-	185
Q86121	Private general hospitals activities	s	s	s	s
Q87901	Child care services	s	s	s	s
IX - Zamboanga Peninsula		81,726	207,077	-	4,191
Q86121	Private general hospitals activities	s	s	s	s
Q86221	Private medical activities	s	s	s	s
Q88904	Charitable activities	s	s	s	s
X - Northern Mindanao		404,575	532,039	108	1,637
Q86121	Private general hospitals activities	s	s	s	s
Q86221	Private medical activities	s	s	s	

TABLE 8a Number of Establishments and Book Value of Tangible Fixed Assets by Type for Human Health and Social Work Activities Establishments with Total Employment of 20 and Over by Region and Industry Sub-Class: Philippines, 2010 (Concluded)

(Value in thousand pesos. Details may not add-up to total due to rounding and/or statistical disclosure control)

2009 PSIC Code	Industry Description	Book Value of Tangible Fixed Assets			
		ICT Machinery and Equipment	Other Machinery and Equipment	Valuables	Other Tangible Fixed Assets
		(6)	(7)	(8)	(9)
XI - Davao Region		201,099	566,067	-	4,555
Q86121	Private general hospitals activities	151,061	545,840	-	4,555
Q86122	Private sanitaria and other similar activities	s	s	s	s
Q86123	Private mental health and substance abuse hospitals	s	s	s	s
Q86221	Private medical activities )	552	10,816	-	-
Q86229	Private medical, dental and other health activities, n.e.c. )				
Q86900	Other human health activities	s	s	s	s
Q87909	Other residential care activities, n.e.c.	s	s	s	s
Q88904	Charitable activities	s	s	s	s
XII - SOCCSKSARGEN		68,550	196,041	-	3,139
Q86121	Private general hospitals activities	66,903	192,412	-	3,059
Q86221	Private medical activities	s	s	s	s
Q87202	Caring for the mentally and physically handicapped	s	s	s	s
XIII - Caraga		9,035	90,957	7,310	-
Q86121	Private general hospitals activities	s	s	s	s
Q86221	Private medical activities	s	s	s	s
Autonomous Region in Muslim Mindanao		536	3,608	-	-
Q86121	Private general hospitals activities	536	3,608	-	-
s - Data suppressed					
) - Data combined					

TABLE 8a.1 Number of Establishments and Book Value of Intangible Assets by Type for Human Health and Social Work Activities Establishments with Total Employment of 20 and Over by Region and Industry Sub-Class: Philippines, 2010

(Value in thousand pesos. Details may not add-up to total due to rounding and/or statistical disclosure control)

2009 PSIC Code	Industry Description	Number of Establishments	Intangible Assets as of December 31				
			Total	Intangible Non- Produced Assets	Computer Software and Data Bases	Entertainment, Literary and Artistic Originals	Other Intangible Assets
PHILIPPINES		738	262,180	8,441	232,575	226	20,938
Q86121	Private general hospitals activities	511	235,987	8,141	206,682	226	20,938
Q86122	Private sanitaria and other similar activities	s	s	s	s	s	s
Q86123	Private mental health and substance abuse hospitals	s	s	s	s	s	s
Q86221	Private medical activities	140	20,804	-	20,804	-	-
Q86222	Private dental and laboratory services	5	-	-	-	-	-
Q86223	Child care clinics	s	s	s	s	s	s
Q86229	Private medical, dental and other health activities, n.e.c.	28	1,400	-	1,400	-	-
Q86900	Other human health activities	4	1,020	-	1,020	-	-
Q87201	Rehabilitation of people addicted to drugs or alcohol	3	997	-	997	-	-
Q87202	Caring for the mentally and physically handicapped	4	-	-	-	-	-
Q87901	Child care services	8	-	-	-	-	-
Q87903	Caring for the aged and orphans	s	s	s	s	s	s
Q87909	Other residential care activities, n.e.c.	4	-	-	-	-	-
Q88103	Vocational rehabilitation and habilitation activities	s	s	s	s	s	s
Q88901	Welfare and guidance counseling activities for children	s	s	s	s	s	s
Q88902	Child-care activities (including for the handicapped)	4	-	-	-	-	-
Q88904	Charitable activities	12	400	300	100	-	-
Q88909	Other social work activities without accommodation, n.e.c.	3	220	-	220	-	-
National Capital Region		249	207,267	4,399	182,954	-	19,915
Q86121	Private general hospitals activities	88	182,385	4,099	158,372	-	19,915
Q86123	Private mental health and substance abuse hospitals	s	s	s	s	s	s
Q86221	Private medical activities	108	20,804	-	20,804	-	-
Q86222	Private dental and laboratory services	5	-	-	-	-	-
Q86229	Private medical, dental and other health activities, n.e.c.	20	1,400	-	1,400	-	-
Q86900	Other human health activities	s	s	s	s	s	s
Q87201	Rehabilitation of people addicted to drugs or alcohol )	3	997	-	997	-	-
Q87202	Caring for the mentally and physically handicapped )						
Q87901	Child care services	5	-	-	-	-	-
Q87903	Caring for the aged and orphans )	4	40	-	40	-	-
Q87909	Other residential care activities, n.e.c. )						
Q88901	Welfare and guidance counseling activities for children )						
	and adolescents )	3	-	-	-	-	-
Q88902	Child-care activities (including for the handicapped) )						
Q88904	Charitable activities	8	400	300	100	-	-
Q88909	Other social work activities without accommodation, n.e.c.	s	s	s	s	s	s
Cordillera Administrative Region		5	-	-	-	-	-
Q86121	Private general hospitals activities	5	-	-	-	-	-

TABLE 8a.1 Number of Establishments and Book Value of Intangible Assets by Type for Human Health and Social Work Activities Establishments with Total Employment of 20 and Over by Region and Industry Sub-Class: Philippines, 2010 (Continued)

(Value in thousand pesos. Details may not add-up to total due to rounding and/or statistical disclosure control)

2009 PSIC Code	Industry Description	Number of Establishments	Intangible Assets as of December 31				
			Total	Intangible Non- Produced Assets	Computer Software and Data Bases	Entertainment, Literary and Artistic Originals	Other Intangible Assets
			(1)	(2)	(3)	(4)	(5)
	I - Ilocos Region	30	3,148	-	3,148	-	-
Q86121	Private general hospitals activities	30	3,148	-	3,148	-	-
	II - Cagayan Valley	15	1,158	-	1,064	-	94
Q86121	Private general hospitals activities	15	1,158	-	1,064	-	94
	III - Central Luzon	72	17,666	-	17,666	-	-
Q86121	Private general hospitals activities	67	17,666	-	17,666	-	-
Q86221	Private medical activities )	5	-	-	-	-	-
Q86229	Private medical, dental and other health activities, n.e.c. )						
	IVA - CALABARZON	113	8,927	2,554	6,065	-	308
Q86121	Private general hospitals activities	98	8,927	2,554	6,065	-	308
Q86122	Private sanitaria and other similar activities	s	s	s	s	s	s
Q86221	Private medical activities	s	s	s	s	s	s
Q87201	Rehabilitation of people addicted to drugs or alcohol	s	s	s	s	s	s
Q87901	Child care services	s	s	s	s	s	s
Q88904	Charitable activities	s	s	s	s	s	s
Q88909	Other social work activities without accommodation, n.e.c.	s	s	s	s	s	s
	IVB - MIMAROPA	11	-	-	-	-	-
Q86121	Private general hospitals activities	s	s	s	s	s	s
Q87202	Caring for the mentally and physically handicapped	s	s	s	s	s	s
	V - Bicol Region	28	1,371	-	1,250	-	121
Q86121	Private general hospitals activities	23	1,371	-	1,250	-	121
Q87201	Rehabilitation of people addicted to drugs or alcohol	s	s	s	s	s	s
Q88103	Vocational rehabilitation and habilitation activities for disabled adults	s	s	s	s	s	s
Q88902	Child-care activities (including for the handicapped)	s	s	s	s	s	s
Q88904	Charitable activities	s	s	s	s	s	s
	VI - Western Visayas	25	-	-	-	-	-
Q86121	Private general hospitals activities	19	-	-	-	-	-
Q86221	Private medical activities )	4	-	-	-	-	-
Q86223	Child care clinics )						



TABLE 8a.1 Number of Establishments and Book Value of Intangible Assets by Type for Human Health and Social Work Activities Establishments with Total Employment of 20 and Over by Region and Industry Sub-Class: Philippines, 2010 (Continued)

(Value in thousand pesos. Details may not add-up to total due to rounding and/or statistical disclosure control)

2009 PSIC Code	Industry Description	Number of Establishments	Intangible Assets as of December 31				
			Total	Intangible Non- Produced Assets	Computer Software and Data Bases	Entertainment, Literary and Artistic Originals	Other Intangible Assets
Q88902	Child-care activities (including for the handicapped)	s	s	s	s	s	s
Q88909	Other social work activities without accommodation, n.e.c.	s	s	s	s	s	s
VII - Central Visayas		45	4,724	-	4,498	226	-
Q86121	Private general hospitals activities	30	4,724	-	4,498	226	-
Q86221	Private medical activities	7	-	-	-	-	-
Q86229	Private medical, dental and other health activities, n.e.c.	s	s	s	s	s	s
Q86900	Other human health activities	s	s	s	s	s	s
Q87901	Child care services	s	s	s	s	s	s
Q87909	Other residential care activities, n.e.c.	s	s	s	s	s	s
Q88902	Child-care activities (including for the handicapped)	s	s	s	s	s	s
VIII - Eastern Visayas		11	7,372	-	7,372	-	-
Q86121	Private general hospitals activities	s	s	s	s	s	s
Q87901	Child care services	s	s	s	s	s	s
IX - Zamboanga Peninsula		21	300	-	300	-	-
Q86121	Private general hospitals activities	s	s	s	s	s	s
Q86221	Private medical activities	s	s	s	s	s	s
Q88904	Charitable activities	s	s	s	s	s	s
X - Northern Mindanao		36	-	-	-	-	-
Q86121	Private general hospitals activities	s	s	s	s	s	s
Q86221	Private medical activities	s	s	s	s	s	s
XI - Davao Region		34	4,991	19	4,471	-	500
Q86121	Private general hospitals activities	25	3,679	19	3,160	-	500
Q86122	Private sanitaria and other similar activities	s	s	s	s	s	s
Q86123	Private mental health and substance abuse hospitals	s	s	s	s	s	s
Q86221	Private medical activities )	4	-	-	-	-	-
Q86229	Private medical, dental and other health activities, n.e.c. )						
Q86900	Other human health activities	s	s	s	s	s	s
Q87909	Other residential care activities, n.e.c.	s	s	s	s	s	s
Q88904	Charitable activities	s	s	s	s	s	s
XII - SOCCSKSARGEN		33	4,041	1,469	2,572	-	-
Q86121	Private general hospitals activities	29	4,041	1,469	2,572	-	-
Q86221	Private medical activities	s	s	s	s	s	s
Q87202	Caring for the mentally and physically handicapped	s	s	s	s	s	

TABLE 8a.1 Number of Establishments and Book Value of Intangible Assets by Type for Human Health and Social Work Activities Establishments with Total Employment of 20 and Over by Region and Industry Sub-Class: Philippines, 2010 (Concluded)

(Value in thousand pesos. Details may not add-up to total due to rounding and/or statistical disclosure control)

2009 PSIC Code	Industry Description	Number of Establishments	Intangible Assets as of December 31				
			Total	Intangible Non- Produced Assets	Computer Software and Data Bases	Entertainment, Literary and Artistic Originals	Other Intangible Assets
		(1)	(2)	(3)	(4)	(5)	(6)
	<b>XIII - Caraga</b>	<b>7</b>	<b>1,141</b>	<b>-</b>	<b>1,141</b>	<b>-</b>	<b>-</b>
Q86121	Private general hospitals activities	s	s	s	s	s	s
Q86221	Private medical activities	s	s	s	s	s	s
	<b>Autonomous Region in Muslim Mindanao</b>	<b>3</b>	<b>76</b>	<b>-</b>	<b>76</b>	<b>-</b>	<b>-</b>
Q86121	Private general hospitals activities	3	76	-	76	-	-
s - Data suppressed							
) - Data combined							

TABLE 9a Number of Establishments and Value of Inventories by Type for Human Health and Social Work Activities Establishments with Total Employment of 20 and Over Region and by Industry Sub-Class: Philippines, 2010

(Value in thousand pesos. Details may not add-up to total due to rounding and/or statistical disclosure control)

2009 PSIC Code	Industry Description	Number of Establishments	Inventories as of January 1				
			Total	Materials and Supplies	Fuels, Lubricants, Oils and Greases	Goods for Resale	Other Inventories
		(1)	(2)	(3)	(4)	(5)	(6)
Philippines		738	3,034,346	1,961,416	5,115	1,067,816	-
Q86121	Private general hospitals activities	511	2,786,263	1,749,549	2,291	1,034,423	-
Q86122	Private sanitaria and other similar activities	s	s	s	s	s	s
Q86123	Private mental health and substance abuse hospitals	s	s	s	s	s	s
Q86221	Private medical activities	140	204,760	176,053	2,756	25,950	-
Q86222	Private dental and laboratory services	5	-	-	-	-	-
Q86223	Child care clinics	s	s	s	s	s	s
Q86229	Private medical, dental and other health activities, n.e.c.	28	17,829	17,809	20	-	-
Q86900	Other human health activities	4	9,107	7,895	-	1,211	-
Q87201	Rehabilitation of people addicted to drugs or alcohol	3	-	-	-	-	-
Q87202	Caring for the mentally and physically handicapped	4	6	5	-	-	-
Q87901	Child care services	8	10	4	7	-	-
Q87903	Caring for the aged and orphans	s	s	s	s	s	s
Q87909	Other residential care activities, n.e.c.	4	1,331	1,331	-	-	-
Q88103	Vocational rehabilitation and habilitation activities for disabled adults	s	s	s	s	s	s
Q88901	Welfare and guidance counseling activities for children and adolescents	s	s	s	s	s	s
Q88902	Child-care activities (including for the handicapped)	4	1,662	1,662	-	-	-
Q88904	Charitable activities	12	1,281	1,281	-	-	-
Q88909	Other social work activities without accommodation, n.e.c.	3	576	536	40	-	-

TABLE 9a Number of Establishments and Value of Inventories by Type for Human Health and Social Work Activities: Establishments with Total Employment of 20 and Over by Region and Industry Sub-Class: Philippines, 2010 *(Continued)*

(Value in thousand pesos. Details may not add-up to total due to rounding and/or statistical disclosure control)

2009 PSIC Code	Industry Description	Number of Establishments	Inventories as of January 1				
			Total	Materials and Supplies	Fuels, Lubricants, Oils and Greases	Goods for Resale	Other Inventories
		(1)	(2)	(3)	(4)	(5)	(6)
National Capital Region		249	1,285,965	1,106,026	2,725	177,214	-
Q86121	Private general hospitals activities	88	1,090,717	927,608	-	163,109	-
Q86123	Private mental health and substance abuse hospitals	s	s	s	s	s	s
Q86221	Private medical activities	108	180,131	163,558	2,705	13,867	-
Q86222	Private dental and laboratory services	5	-	-	-	-	-
Q86229	Private medical, dental and other health activities, n.e.c.	20	7,442	7,422	20	-	-
Q86900	Other human health activities	s	s	s	s	s	s
Q87201	Rehabilitation of people addicted to drugs or alcohol )	3	-	-	-	-	-
Q87202	Caring for the mentally and physically handicapped )						
Q87901	Child care services	5	-	-	-	-	-
Q87903	Caring for the aged and orphans )						
Q87909	Other residential care activities, n.e.c. )	4	1,379	1,379	-	-	-
Q88901	Welfare and guidance counseling activities for children and adolescents )						
	)	3	3,097	3,097	-	-	-
Q88902	Child-care activities (including for the handicapped) )						
Q88904	Charitable activities	8	360	360	-	-	-
Q88909	Other social work activities without accommodation, n.e.c.	s	s	s	s	s	s
Cordillera Administrative Region		5	16,022	15,934	-	87	-
Q86121	Private general hospitals activities	5	16,022	15,934	-	87	-
I - Ilocos Region		30	50,655	13,465	22	37,168	-
Q86121	Private general hospitals activities	30	50,655	13,465	22	37,168	-
II - Cagayan Valley		15	33,069	6,256	606	26,208	-
Q86121	Private general hospitals activities	15	33,069	6,256	606	26,208	-
III - Central Luzon		72	241,140	151,963	167	89,010	-
Q86121	Private general hospitals activities	67	237,206	148,029	167	89,010	-
Q86221	Private medical activities )	5	3,934	3,934	-	-	-
Q86229	Private medical, dental and other health activities, n.e.c. )						
IVA - CALABARZON		113	391,571	164,735	337	226,498	-
Q86121	Private general hospitals activities	98	379,469	161,410	337	217,721	-
Q86122	Private sanitaria and other similar activities	s	s	s	s	s	s
Q86221	Private medical activities	s	s	s	s	s	s
Q87201	Rehabilitation of people addicted to drugs or alcohol	s	s	s	s	s	s
Q87901	Child care services	s	s	s	s	s	s
Q88904	Charitable activities	s	s	s	s	s	s
Q88909	Other social work activities without accommodation, n.e.c.	s	s	s	s	s	s

TABLE 9a Number of Establishments and Value of Inventories by Type for Human Health and Social Work Activities: Establishments with Total Employment of 20 and Over by Region and Industry Sub-Class: Philippines, 2010 *(Continued)*

(Value in thousand pesos. Details may not add-up to total due to rounding and/or statistical disclosure control)

2009 PSIC Code	Industry Description	Number of Establishments	Inventories as of January 1				
			Total	Materials and Supplies	Fuels, Lubricants, Oils and Greases	Goods for Resale	Other Inventories
			(1)	(2)	(3)	(4)	(5)
	<b>IVB - MIMAROPA</b>	<b>11</b>	<b>19,301</b>	<b>7,121</b>	<b>-</b>	<b>12,179</b>	<b>-</b>
Q86121	Private general hospitals activities	s	s	s	s	s	s
Q87202	Caring for the mentally and physically handicapped	s	s	s	s	s	s
	<b>V - Bicol Region</b>	<b>28</b>	<b>52,868</b>	<b>37,207</b>	<b>492</b>	<b>15,170</b>	<b>-</b>
Q86121	Private general hospitals activities	23	51,399	35,738	492	15,170	-
Q87201	Rehabilitation of people addicted to drugs or alcohol	s	s	s	s	s	s
Q88103	Vocational rehabilitation and habilitation activities for disabled adults	s	s	s	s	s	s
Q88902	Child-care activities (including for the handicapped)	s	s	s	s	s	s
Q88904	Charitable activities	s	s	s	s	s	s
	<b>VI - Western Visayas</b>	<b>25</b>	<b>221,362</b>	<b>105,227</b>	<b>76</b>	<b>116,059</b>	<b>-</b>
Q86121	Private general hospitals activities	19	218,364	102,445	35	115,884	-
Q86221	Private medical activities )	4	2,936	2,762	-	174	-
Q86223	Child care clinics )						
Q88902	Child-care activities (including for the handicapped)	s	s	s	s	s	s
Q88909	Other social work activities without accommodation, n.e.c.	s	s	s	s	s	s
	<b>VII - Central Visayas</b>	<b>45</b>	<b>226,026</b>	<b>73,020</b>	<b>-</b>	<b>153,006</b>	<b>-</b>
Q86121	Private general hospitals activities	30	221,859	68,853	-	153,006	-
Q86221	Private medical activities	7	860	860	-	-	-
Q86229	Private medical, dental and other health activities, n.e.c.	s	s	s	s	s	s
Q86900	Other human health activities	s	s	s	s	s	s
Q87901	Child care services	s	s	s	s	s	s
Q87909	Other residential care activities, n.e.c.	s	s	s	s	s	s
Q88902	Child-care activities (including for the handicapped)	s	s	s	s	s	s
	<b>VIII - Eastern Visayas</b>	<b>11</b>	<b>54,628</b>	<b>20,309</b>	<b>7</b>	<b>34,312</b>	<b>-</b>
Q86121	Private general hospitals activities	s	s	s	s	s	s
Q87901	Child care services	s	s	s	s	s	s
	<b>IX - Zamboanga Peninsula</b>	<b>21</b>	<b>59,423</b>	<b>36,861</b>	<b>329</b>	<b>22,234</b>	<b>-</b>
Q86121	Private general hospitals activities	s	s	s	s	s	s
Q86221	Private medical activities	s	s	s	s	s	s
Q88904	Charitable activities	s	s	s	s	s	s

TABLE 9a Number of Establishments and Value of Inventories by Type for Human Health and Social Work Activities: Establishments  
with Total Employment of 20 and Over by Region and Industry Sub-Class: Philippines, 2010 *(Continued)*

(Value in thousand pesos. Details may not add-up to total due to rounding and/or statistical disclosure control)

2009 PSIC Code	Industry Description	Number of Establishments	Inventories as of January 1				
			Total	Materials and Supplies	Fuels, Lubricants, Oils and Greases	Goods for Resale	Other Inventories
			(1)	(2)	(3)	(4)	(5)
X - Northern Mindanao		36	80,216	49,090	196	30,931	-
Q86121	Private general hospitals activities	s	s	s	s	s	s
Q86221	Private medical activities	s	s	s	s	s	s
XI - Davao Region		34	192,618	129,516	100	63,002	-
Q86121	Private general hospitals activities	25	178,042	116,214	100	61,728	-
Q86122	Private sanitaria and other similar activities	s	s	s	s	s	s
Q86123	Private mental health and substance abuse hospitals	s	s	s	s	s	s
Q86221	Private medical activities )	4	4,757	4,457	-	300	-
Q86229	Private medical, dental and other health activities, n.e.c. )						
Q86900	Other human health activities	s	s	s	s	s	s
Q87909	Other residential care activities, n.e.c.	s	s	s	s	s	s
Q88904	Charitable activities	s	s	s	s	s	s
XII - SOCCSKSARGEN		33	76,380	26,867	31	49,482	-
Q86121	Private general hospitals activities	29	74,683	26,652	26	48,005	-
Q86221	Private medical activities	s	s	s	s	s	s
Q87202	Caring for the mentally and physically handicapped	s	s	s	s	s	s
XIII - Caraga		7	28,216	17,013	27	11,177	-
Q86121	Private general hospitals activities	s	s	s	s	s	s
Q86221	Private medical activities	s	s	s	s	s	s
Autonomous Region in Muslim Mindanao		3	4,886	807	-	4,079	-
Q86121	Private general hospitals activities	3	4,886	807	-	4,079	

TABLE 9a Number of Establishments and Value of Inventories by Type for Human Health and Social Work Activities Establishments with Total Employment of 20 and Over by Region and Industry Sub-Class: Philippines, 2010 (Continued)

(Value in thousand pesos. Details may not add-up to total due to rounding and/or statistical disclosure control)

2009 PSIC Code	Industry Description	Inventories as of December 31				
		Total	Materials and Supplies	Fuels, Lubricants, Oils and Greases	Goods for Resale	Other Inventories
		(7)	(8)	(9)	(10)	(11)
Philippines		3,575,366	2,231,250	7,372	1,336,745	-
Q86121	Private general hospitals activities	3,258,551	1,964,575	2,789	1,291,187	-
Q86122	Private sanitaria and other similar activities	s	s	s	s	s
Q86123	Private mental health and substance abuse hospitals	s	s	s	s	s
Q86221	Private medical activities	245,643	204,915	4,556	36,171	-
Q86222	Private dental and laboratory services	-	-	-	-	-
Q86223	Child care clinics	s	s	s	s	s
Q86229	Private medical, dental and other health activities, n.e.c.	16,535	16,515	20	-	-
Q86900	Other human health activities	9,313	7,985	-	1,327	-
Q87201	Rehabilitation of people addicted to drugs or alcohol	-	-	-	-	-
Q87202	Caring for the mentally and physically handicapped	7	7	-	-	-
Q87901	Child care services	883	2	4	878	-
Q87903	Caring for the aged and orphans	s	s	s	s	s
Q87909	Other residential care activities, n.e.c.	1,602	1,602	-	-	-
Q88103	Vocational rehabilitation and habilitation activities	s	s	s	s	s
Q88901	Welfare and guidance counseling activities for children	s	s	s	s	s
Q88902	Child-care activities (including for the handicapped)	1,560	1,560	-	-	-
Q88904	Charitable activities	27,971	27,971	-	-	-
Q88909	Other social work activities without accommodation, n.e.c.	525	522	3	-	-
National Capital Region		1,462,808	1,241,470	4,647	216,692	-
Q86121	Private general hospitals activities	1,203,108	1,010,698	121	192,289	-
Q86123	Private mental health and substance abuse hospitals	s	s	s	s	s
Q86221	Private medical activities	215,893	188,206	4,506	23,181	-
Q86222	Private dental and laboratory services	-	-	-	-	-
Q86229	Private medical, dental and other health activities, n.e.c.	8,442	8,422	20	-	-
Q86900	Other human health activities	s	s	s	s	s
Q87201	Rehabilitation of people addicted to drugs or alcohol )	-	-	-	-	-
Q87202	Caring for the mentally and physically handicapped )	-	-	-	-	-
Q87901	Child care services	878	-	-	878	-
Q87903	Caring for the aged and orphans )	-	-	-	-	-
Q87909	Other residential care activities, n.e.c. )	1,568	1,568	-	-	-
Q88901	Welfare and guidance counseling activities for children )	-	-	-	-	-
Q88902	Child-care activities (including for the handicapped) )	2,663	2,663	-	-	-
Q88904	Charitable activities	27,472	27,472	-	-	-
Q88909	Other social work activities without accommodation, n.e.c.	s	s	s	s	s
Cordillera Administrative Region		17,080	16,987	-	92	-
Q86121	Private general hospitals activities	17,080	16,987	-	92	-
I - Ilocos Region		53,923	13,621	45	40,257	-
Q86121	Private general hospitals activities	53,923	13,621	45	40,257	-

TABLE 9a Number of Establishments and Value of Inventories by Type for Human Health and Social Work Activities Establishments with Total Employment of 20 and Over by Region and Industry Sub-Class: Philippines, 2010 (Continued)

(Value in thousand pesos. Details may not add-up to total due to rounding and/or statistical disclosure control)

2009 PSIC Code	Industry Description	Inventories as of December 31				
		Total	Materials and Supplies	Fuels, Lubricants, Oils and Greases	Goods for Resale	Other Inventories
		(7)	(8)	(9)	(10)	(11)
	<b>II - Cagayan Valley</b>	<b>40,176</b>	<b>6,633</b>	<b>527</b>	<b>33,016</b>	<b>-</b>
Q86121	Private general hospitals activities	40,176	6,633	527	33,016	-
	<b>III - Central Luzon</b>	<b>269,726</b>	<b>126,484</b>	<b>494</b>	<b>142,748</b>	<b>-</b>
Q86121	Private general hospitals activities	266,485	123,243	494	142,748	-
Q86221	Private medical activities )	3,242	3,242	-	-	-
Q86229	Private medical, dental and other health activities, n.e.c. )					
	<b>IVA - CALABARZON</b>	<b>452,266</b>	<b>181,225</b>	<b>332</b>	<b>270,709</b>	<b>-</b>
Q86121	Private general hospitals activities	434,811	174,059	332	260,420	-
Q86122	Private sanitaria and other similar activities	s	s	s	s	s
Q86221	Private medical activities	s	s	s	s	s
Q87201	Rehabilitation of people addicted to drugs or alcohol	s	s	s	s	s
Q87901	Child care services	s	s	s	s	s
Q88904	Charitable activities	s	s	s	s	s
Q88909	Other social work activities without accommodation, n.e.c.	s	s	s	s	s
	<b>IVB - MIMAROPA</b>	<b>63,367</b>	<b>47,059</b>	<b>107</b>	<b>16,200</b>	<b>-</b>
Q86121	Private general hospitals activities	s	s	s	s	s
Q87202	Caring for the mentally and physically handicapped	s	s	s	s	s
	<b>V - Bicol Region</b>	<b>70,564</b>	<b>52,002</b>	<b>555</b>	<b>18,008</b>	<b>-</b>
Q86121	Private general hospitals activities	69,635	51,073	555	18,008	-
Q87201	Rehabilitation of people addicted to drugs or alcohol	s	s	s	s	s
Q88103	for disabled adults	s	s	s	s	s
Q88902	Child-care activities (including for the handicapped)	s	s	s	s	s
Q88904	Charitable activities	s	s	s	s	s
	<b>VI - Western Visayas</b>	<b>262,592</b>	<b>116,720</b>	<b>20</b>	<b>145,852</b>	<b>-</b>
Q86121	Private general hospitals activities	258,689	112,940	17	145,732	-
Q86221	Private medical activities )	3,895	3,775	-	120	-
Q86223	Child care clinics )					
Q88902	Child-care activities (including for the handicapped)	s	s	s	s	s
Q88909	Other social work activities without accommodation, n.e.c.	s	s	s	s	s
	<b>VII - Central Visayas</b>	<b>313,001</b>	<b>151,529</b>	<b>-</b>	<b>161,472</b>	<b>-</b>
Q86121	Private general hospitals activities	309,379	147,907	-	161,472	-
Q86221	Private medical activities	984	984	-	-	-
Q86229	Private medical, dental and other health activities, n.e.c.	s	s	s	s	s
Q86900	Other human health activities	s	s	s	s	s
Q87901	Child care services	s	s	s	s	s
Q87909	Other residential care activities, n.e.c.	s	s	s	s	s
Q88902	Child-care activities (including for the handicapped)	s	s	s	s	s

TABLE 9a Number of Establishments and Value of Inventories by Type for Human Health and Social Work Activities Establishments with Total Employment of 20 and Over by Region and Industry Sub-Class: Philippines, 2010 *(Concluded)*

(Value in thousand pesos. Details may not add-up to total due to rounding and/or statistical disclosure control)

2009 PSIC Code	Industry Description	Inventories as of December 31				
		Total	Materials and Supplies	Fuels, Lubricants, Oils and Greases	Goods for Resale	Other Inventories
		(7)	(8)	(9)	(10)	(11)
VIII - Eastern Visayas		82,959	31,211	4	51,745	-
Q86121	Private general hospitals activities	s	s	s	s	s
Q87901	Child care services	s	s	s	s	s
IX - Zamboanga Peninsula		57,305	31,000	313	25,993	-
Q86121	Private general hospitals activities	s	s	s	s	s
Q86221	Private medical activities	s	s	s	s	s
Q88904	Charitable activities	s	s	s	s	s
X - Northern Mindanao		96,362	54,619	169	41,575	-
Q86121	Private general hospitals activities	s	s	s	s	s
Q86221	Private medical activities	s	s	s	s	s
XI - Davao Region		198,050	114,160	100	83,791	-
Q86121	Private general hospitals activities	183,178	100,721	100	82,357	-
Q86122	Private sanitaria and other similar activities	s	s	s	s	s
Q86123	Private mental health and substance abuse hospitals	s	s	s	s	s
Q86221	Private medical activities )	4,015	3,564	-	451	-
Q86229	Private medical, dental and other health activities, n.e.c. )					
Q86900	Other human health activities	s	s	s	s	s
Q87909	Other residential care activities, n.e.c.	s	s	s	s	s
Q88904	Charitable activities	s	s	s	s	s
XII - SOCCSKSARGEN		93,378	27,712	23	65,643	-
Q86121	Private general hospitals activities	91,936	27,431	21	64,483	-
Q86221	Private medical activities	s	s	s	s	s
Q87202	Caring for the mentally and physically handicapped	s	s	s	s	s
XIII - Caraga		33,033	16,889	37	16,107	-
Q86121	Private general hospitals activities	s	s	s	s	s
Q86221	Private medical activities	s	s	s	s	s
Autonomous Region in Muslim Mindanao		8,776	1,930	-	6,845	-
Q86121	Private general hospitals activities	8,776	1,930	-	6,845	-
s - Data suppressed						
) - Data combined						

s - Data suppressed

) - Data combined



TABLE 10a Number of Reporting Establishments and Nationality with Highest Capital Participation Rate as of December 31 for Human Health and Social Work Activities Establishments with Total Employment of 20 and Over by Region and Industry Sub-Class: Philippines, 2010

(An establishment with equal capital participation rate may be reported several times)

2009 PSIC Code	Industry Description	Number Reporting of Establishments	Nationality with Highest Capital Participation Rate				
			Filipino	American	British	Chinese	German
			(1)	(2)	(3)	(4)	(5)
	<b>Philippines</b>	<b>433</b>	<b>429</b>	<b>1</b>	<b>-</b>	<b>-</b>	<b>-</b>
Q86121	Private general hospitals activities	324	324	-	-	-	-
Q86122	Private sanitaria and other similar activities	s	s	s	s	s	s
Q86123	Private mental health and substance abuse hospitals	3	3	-	-	-	-
Q86221	Private medical activities	44	43	-	-	-	-
Q86222	Private dental and laboratory services	s	s	s	s	s	s
Q86223	Child care clinics	s	s	s	s	s	s
Q86229	Private medical, dental and other health activities, n.e.c.	12	12	-	-	-	-
Q86900	Other human health activities	4	4	-	-	-	-
Q87201	Rehabilitation of people addicted to drugs or alcohol	3	3	-	-	-	-
Q87202	Caring for the mentally and physically handicapped	4	4	-	-	-	-
Q87901	Child care services	8	6	1	-	-	-
Q87903	Caring for the aged and orphans	s	s	s	s	s	s
Q87909	Other residential care activities, n.e.c.	4	3	-	-	-	-
Q88103	Vocational rehabilitation and habilitation activities for disabled adults	s	s	s	s	s	s
Q88901	Welfare and guidance counseling activities for children and adolescents	s	s	s	s	s	s
Q88902	Child-care activities (including for the handicapped)	4	4	-	-	-	-
Q88904	Charitable activities	9	9	-	-	-	-
Q88909	Other social work activities without accommodation, n.e.c.	3	3	-	-	-	-
	<b>National Capital Region</b>	<b>116</b>	<b>113</b>	<b>1</b>	<b>-</b>	<b>-</b>	<b>-</b>
Q86121	Private general hospitals activities	64	64	-	-	-	-
Q86123	Private mental health and substance abuse hospitals	s	2	-	-	-	-
Q86221	Private medical activities	21	20	-	-	-	-
Q86222	Private dental and laboratory services	s	s	s	s	s	s
Q86229	Private medical, dental and other health activities, n.e.c.	4	4	-	-	-	-
Q86900	Other human health activities	s	s	s	s	s	s
Q87201	Rehabilitation of people addicted to drugs or alcohol	s	s	s	s	s	s
Q87202	Caring for the mentally and physically handicapped	s	s	s	s	s	s
Q87901	Child care services	5	4	1	-	-	-
Q87903	Caring for the aged and orphans	s	s	s	s	s	s
Q87909	Other residential care activities, n.e.c.	s	s	s	s	s	s
Q88901	Welfare and guidance counseling activities for children and adolescents	s	s	s	s	s	s
Q88902	Child-care activities (including for the handicapped)	s	s	s	s	s	s
Q88904	Charitable activities	5	5	-	-	-	-
Q88909	Other social work activities without accommodation, n.e.c.	s	s	s	s	s	s
	<b>Cordillera Administrative Region</b>	<b>5</b>	<b>5</b>	<b>-</b>	<b>-</b>	<b>-</b>	<b>-</b>
Q86121	Private general hospitals activities	5	5	-	-	-	-

TABLE 10a Number of Reporting Establishments and Nationality with Highest Capital Participation Rate as of December 31 for Human Health and Social Work Activities Establishments with Total Employment of 20 and Over by Region and Industry Sub-Class: Philippines, 2010 *(Continued)*

(An establishment with equal capital participation rate may be reported several times)

2009 PSIC Code	Industry Description	Number Reporting of Establishments	Nationality with Highest Capital Participation Rate				
			Filipino	American	British	Chinese	German
		(1)	(2)	(3)	(4)	(5)	(6)
I - Ilocos Region		15	15	-	-	-	-
Q86121	Private general hospitals activities	15	15	-	-	-	-
II - Cagayan Valley		11	11	-	-	-	-
Q86121	Private general hospitals activities	11	11	-	-	-	-
III - Central Luzon		39	39	-	-	-	-
Q86121	Private general hospitals activities						
Q86221	Private medical activities	s	s	s	s	s	s
Q86229	Private medical, dental and other health activities, n.e.c.	s	s	s	s	s	s
IVA - CALABARZON		63	63	-	-	-	-
Q86121	Private general hospitals activities	54	54	-	-	-	-
Q86122	Private sanitaria and other similar activities	s	s	s	s	s	s
Q86221	Private medical activities	s	s	s	s	s	s
Q87201	Rehabilitation of people addicted to drugs or alcohol	s	s	s	s	s	s
Q87901	Child care services	s	s	s	s	s	s
Q88904	Charitable activities	s	s	s	s	s	s
Q88909	Other social work activities without accommodation, n.e.c.	s	s	s	s	s	s
IVB - MIMAROPA		8	8	-	-	-	-
Q86121	Private general hospitals activities	s	s	s	s	s	s
Q87202	Caring for the mentally and physically handicapped	s	s	s	s	s	s
V - Bicol Region		18	18	-	-	-	-
Q86121	Private general hospitals activities	13	13	-	-	-	-
Q87201	Rehabilitation of people addicted to drugs or alcohol	s	s	s	s	s	s
Q88103	Vocational rehabilitation and habilitation activities for disabled adults	s	s	s	s	s	s
Q88902	Child-care activities (including for the handicapped)	s	s	s	s	s	s
Q88904	Charitable activities	s	s	s	s	s	s
VI - Western Visayas		23	23	-	-	-	-
Q86121	Private general hospitals activities	17	17	-	-	-	-
Q86221	Private medical activities	s	s	s	s	s	s
Q86223	Child care clinics	s	s	s	s	s	s

TABLE 10a Number of Reporting Establishments and Nationality with Highest Capital Participation Rate as of December 31 for Human Health and Social Work Activities Establishments with Total Employment of 20 and Over by Region and Industry Sub-Class: Philippines, 2010 *(Continued)*

(An establishment with equal capital participation rate may be reported several times)

2009 PSIC Code	Industry Description	Number of Establishments	Nationality with Highest Capital Participation Rate				
			Filipino	American	British	Chinese	German
			(1)	(2)	(3)	(4)	(5)
Q88902	Child-care activities (including for the handicapped)	s	s	s	s	s	s
Q88909	Other social work activities without accommodation, n.e.c.	s	s	s	s	s	s
VII - Central Visayas		34	34	-	-	-	-
Q86121	Private general hospitals activities	22	22	-	-	-	-
Q86221	Private medical activities	4	4	-	-	-	-
Q86229	Private medical, dental and other health activities, n.e.c.	s	s	s	s	s	s
Q86900	Other human health activities	s	s	s	s	s	s
Q87901	Child care services	s	s	s	s	s	s
Q87909	Other residential care activities, n.e.c.	s	s	s	s	s	s
Q88902	Child-care activities (including for the handicapped)	s	s	s	s	s	s
VIII - Eastern Visayas		11	10	-	-	-	-
Q86121	Private general hospitals activities	s	s	s	s	s	s
Q87901	Child care services	s	s	s	s	s	s
IX - Zamboanga Peninsula		13	13	-	-	-	-
Q86121	Private general hospitals activities	s	s	s	s	s	s
Q86221	Private medical activities	s	s	s	s	s	s
Q88904	Charitable activities	s	s	s	s	s	s
X - Northern Mindanao		22	22	-	-	-	-
Q86121	Private general hospitals activities	s	s	s	s	s	s
Q86221	Private medical activities	s	s	s	s	s	s
XI - Davao Region		25	25	-	-	-	-
Q86121	Private general hospitals activities	16	16	-	-	-	-
Q86122	Private sanitaria and other similar activities	s	s	s	s	s	s
Q86123	Private mental health and substance abuse hospitals	s	s	s	s	s	s
Q86221	Private medical activities	s	s	s	s	s	s
Q86229	Private medical, dental and other health activities, n.e.c.	s	s	s	s	s	s
Q86900	Other human health activities	s	s	s	s	s	s
Q87909	Other residential care activities, n.e.c.	s	s	s	s	s	s
Q88904	Charitable activities	s	s	s	s	s	s

TABLE 10a Number of Reporting Establishments and Nationality with Highest Capital Participation Rate as of December 31 for Human Health and Social Work Activities Establishments with Total Employment of 20 and Over by Region and Industry Sub-Class: Philippines, 2010 (Continued)

(An establishment with equal capital participation rate may be reported several times)

2009 PSIC Code	Industry Description	Number of Establishments	Nationality with Highest Capital Participation Rate				
			Filipino	American	British	Chinese	German
		(1)	(2)	(3)	(4)	(5)	(6)
XII - SOCCSKSARGEN		20	20	-	-	-	-
Q86121	Private general hospitals activities	16	16	-	-	-	-
Q86221	Private medical activities	s	s	s	s	s	s
Q87202	Caring for the mentally and physically handicapped	s	s	s	s	s	s
XIII - Caraga		7	7	-	-	-	-
Q86121	Private general hospitals activities	s	s	s	s	s	s
Q86221	Private medical activities	s	s	s	s	s	s
Autonomous Region in Muslim Mindanao		3	3	-	-	-	-
Q86121	Private general hospitals activities	3	3	-	-	-	-

2009 PSIC Code	Industry Description	Nationality with Highest Capital Participation Rate				
		Japanese	Korean	Singaporean	Taiwanese	Others
		(7)	(8)	(9)	(10)	(11)
Philippines		-	-	-	-	3
Q86121	Private general hospitals activities	-	-	-	-	-
Q86122	Private sanitaria and other similar activities	s	s	s	s	s
Q86123	Private mental health and substance abuse hospitals	-	-	-	-	-
Q86221	Private medical activities	-	-	-	-	1
Q86222	Private dental and laboratory services	s	s	s	s	s
Q86223	Child care clinics	s	s	s	s	s
Q86229	Private medical, dental and other health activities, n.e.c.	-	-	-	-	-
Q86900	Other human health activities	-	-	-	-	-
Q87201	Rehabilitation of people addicted to drugs or alcohol	-	-	-	-	-
Q87202	Caring for the mentally and physically handicapped	-	-	-	-	-
Q87901	Child care services	-	-	-	-	1
Q87903	Caring for the aged and orphans	s	s	s	s	s
Q87909	Other residential care activities, n.e.c.	-	-	-	-	1
Q88103	Vocational rehabilitation and habilitation activities	s	s	s	s	s
Q88901	Welfare and guidance counseling activities for children	s	s	s	s	s
Q88902	Child-care activities (including for the handicapped)	-	-	-	-	-
Q88904	Charitable activities	-	-	-	-	-
Q88909	Other social work activities without accommodation, n.e.c.	-	-	-	-	-

TABLE 10a Number of Reporting Establishments and Nationality with Highest Capital Participation Rate as of December 31 for Human Health and Social Work Activities Establishments with Total Employment of 20 and Over by Region and Industry Sub-Class: Philippines, 2010 (Continued)

(An establishment with equal capital participation rate may be reported several times)

		Nationality with Highest Capital Participation Rate				
2009 PSIC Code	Industry Description	Japanese	Korean	Singaporean	Taiwanese	Others
		(7)	(8)	(9)	(10)	(11)
	National Capital Region	-	-	-	-	2
Q86121	Private general hospitals activities	-	-	-	-	-
Q86123	Private mental health and substance abuse hospitals	S	S	S	S	S
Q86221	Private medical activities	-	-	-	-	1
Q86222	Private dental and laboratory services	S	S	S	S	S
Q86229	Private medical, dental and other health activities, n.e.c.	-	-	-	-	-
Q86900	Other human health activities	S	S	S	S	S
Q87201	Rehabilitation of people addicted to drugs or alcohol )	S	S	S	S	S
Q87202	Caring for the mentally and physically handicapped )	S	S	S	S	S
Q87901	Child care services	-	-	-	-	-
Q87903	Caring for the aged and orphans )	S	S	S	S	S
Q87909	Other residential care activities, n.e.c. )	S	S	S	S	S
Q88901	Welfare and guidance counseling activities for children and adolescents )	S	S	S	S	S
Q88902	Child-care activities (including for the handicapped) )	S	S	S	S	S
Q88904	Charitable activities	-	-	-	-	-
Q88909	Other social work activities without accommodation, n.e.c.	S	S	S	S	S
	Cordillera Administrative Region	-	-	-	-	-
Q86121	Private general hospitals activities	-	-	-	-	-
	I - Ilocos Region	-	-	-	-	-
Q86121	Private general hospitals activities	-	-	-	-	-
	II - Cagayan Valley	-	-	-	-	-
Q86121	Private general hospitals activities	-	-	-	-	-
	III - Central Luzon	-	-	-	-	-
Q86121	Private general hospitals activities	-	-	-	-	-
Q86221	Private medical activities	S	S	S	S	S
Q86229	Private medical, dental and other health activities, n.e.c.	S	S	S	S	S
	IVA - CALABARZON	-	-	-	-	-
Q86121	Private general hospitals activities	-	-	-	-	-
Q86122	Private sanitaria and other similar activities	S	S	S	S	S
Q86221	Private medical activities	S	S	S	S	S
Q87201	Rehabilitation of people addicted to drugs or alcohol	S	S	S	S	S
Q87901	Child care services	S	S	S	S	S
Q88904	Charitable activities	S	S	S	S	S
Q88909	Other social work activities without accommodation, n.e.c.	S	S	S	S	S

TABLE 10a Number of Reporting Establishments and Nationality with Highest Capital Participation Rate as of December 31 for Human Health and Social Work Activities Establishments with Total Employment of 20 and Over by Region and Industry Sub-Class: Philippines, 2010 (Continued)

(An establishment with equal capital participation rate may be reported several times)

2009 PSIC Code	Industry Description	Nationality with Highest Capital Participation Rate				
		Japanese	Korean	Singaporean	Taiwanese	Others
		(7)	(8)	(9)	(10)	(11)
IVB - MIMAROPA		-	-	-	-	-
Q86121	Private general hospitals activities	S	S	S	S	S
Q87202	Caring for the mentally and physically handicapped	S	S	S	S	S
V - Bicol Region		-	-	-	-	-
Q86121	Private general hospitals activities	-	-	-	-	-
Q87201	Rehabilitation of people addicted to drugs or alcohol	S	S	S	S	S
Q88103	Vocational rehabilitation and habilitation activities for disabled adults	S	S	S	S	S
Q88902	Child-care activities (including for the handicapped)	S	S	S	S	S
Q88904	Charitable activities	S	S	S	S	S
VI - Western Visayas		-	-	-	-	-
Q86121	Private general hospitals activities	-	-	-	-	-
Q86221	Private medical activities	S	S	S	S	S
Q86223	Child care clinics	S	S	S	S	S
Q88902	Child-care activities (including for the handicapped)	S	S	S	S	S
Q88909	Other social work activities without accommodation, n.e.c.	S	S	S	S	S
VII - Central Visayas		-	-	-	-	-
Q86121	Private general hospitals activities	-	-	-	-	-
Q86221	Private medical activities	-	-	-	-	-
Q86229	Private medical, dental and other health activities, n.e.c.	S	S	S	S	S
Q86900	Other human health activities	S	S	S	S	S
Q87901	Child care services	S	S	S	S	S
Q87909	Other residential care activities, n.e.c.	S	S	S	S	S
Q88902	Child-care activities (including for the handicapped)	S	S	S	S	S
VIII - Eastern Visayas		-	-	-	-	1
Q86121	Private general hospitals activities	S	S	S	S	S
Q87901	Child care services	S	S	S	S	S
IX - Zamboanga Peninsula		-	-	-	-	-
Q86121	Private general hospitals activities	S	S	S	S	S
Q86221	Private medical activities	S	S	S	S	S
Q88904	Charitable activities	S	S	S	S	S

TABLE 10a Number of Reporting Establishments and Nationality with Highest Capital Participation Rate as of December 31 for Human Health and Social Work Activities Establishments with Total Employment of 20 and Over by Region and Industry Sub-Class: Philippines, 2010 *(Concluded)*

(An establishment with equal capital participation rate may be reported several times)

2009 PSIC Code	Industry Description	Nationality with Highest Capital Participation Rate				
		Japanese	Korean	Singaporean	Taiwanese	Others
		(7)	(8)	(9)	(10)	(11)
X - Northern Mindanao		-	-	-	-	-
Q86121	Private general hospitals activities	S	S	S	S	S
Q86221	Private medical activities	S	S	S	S	S
XI - Davao Region		-	-	-	-	-
Q86121	Private general hospitals activities	-	-	-	-	-
Q86122	Private sanitaria and other similar activities	S	S	S	S	S
Q86123	Private mental health and substance abuse hospitals	S	S	S	S	S
Q86221	Private medical activities )					
Q86229	Private medical, dental and other health activities, n.e.c. )	-	-	-	-	-
Q86900	Other human health activities	S	S	S	S	S
Q87909	Other residential care activities, n.e.c.	S	S	S	S	S
Q88904	Charitable activities	S	S	S	S	S
XII - SOCCSKSARGEN		-	-	-	-	-
Q86121	Private general hospitals activities	-	-	-	-	-
Q86221	Private medical activities	S	S	S	S	S
Q87202	Caring for the mentally and physically handicapped	S	S	S	S	S
XIII - Caraga		-	-	-	-	-
Q86121	Private general hospitals activities	S	S	S	S	S
Q86221	Private medical activities	S	S	S	S	S
Autonomous Region in Muslim Mindanao		-	-	-	-	-
Q86121	Private general hospitals activities	-	-	-	-	-

s - Data suppressed

) - Data combined

# **Statistical Tables**

**for Establishments with Total Employment  
of Less Than 20**

**National Tables**



TABLE 1b Summary Statistics for Human Health and Social Work Activities Establishments with Total Employment of Less Than 20  
by Industry Sub-Class: Philippines, 2010

(Value in thousand pesos. Details may not add-up to total due to rounding and/or statistical disclosure control)

2009 PSIC Code	Industry Description	Number of Establishments	Employment as of November 15		Total Compensation	Total Revenue
			Total	Paid Employees		
		(1)	(2)	(3)	(4)	(5)
<b>Philippines</b>		<b>3,713</b>	<b>24,612</b>	<b>22,550</b>	<b>2,565,440</b>	<b>12,031,526</b>
Q86121	Private general hospitals activities	281	4,405	4,227	391,068	1,193,252
Q86122	Private sanitaria and other similar activities	s	s	s	s	s
Q86221	Private medical activities	2,123	13,003	12,082	1,470,082	7,785,888
Q86222	Private dental and laboratory services	486	1,764	1,408	142,644	561,607
Q86223	Child care clinics	s	s	s	s	s
Q86229	Private medical, dental and other health activities, n.e.c.	522	3,663	3,458	391,316	1,572,257
Q86900	Other human health activities	54	224	131	12,697	20,132
Q87201	Rehabilitation of people addicted to drugs or alcohol	14	171	144	18,437	115,312
Q87202	Caring for the mentally and physically handicapped	7	59	59	6,497	15,963
Q87901	Child care services	15	124	84	10,184	36,629
Q87903	Caring for the aged and orphans	s	s	s	s	s
Q87909	Other residential care activities, n.e.c.	9	66	60	7,749	35,263
Q88901	Welfare and guidance counseling activities for children and adolescents	s	s	s	s	s
Q88902	Child-care activities (including for the handicapped)	6	74	69	7,730	29,026
Q88904	Charitable activities	41	348	264	28,962	111,288
Q88909	Other social work activities without accommodation, n.e.c.	25	179	149	37,023	308,091

2009 PSIC Code	Industry Description	Total Cost	Value Added	Gross Additions to Tangible Fixed Assets	Change in Inventories	Subsidies
		(6)	(7)	(8)	(9)	(10)
<b>Philippines</b>		<b>7,934,253</b>	<b>5,186,277</b>	<b>4,878,805</b>	<b>95,357</b>	<b>-</b>
Q86121	Private general hospitals activities	718,015	574,246	35,459	18,726	-
Q86122	Private sanitaria and other similar activities	s	s	s	s	s
Q86221	Private medical activities	5,236,332	3,222,793	4,673,158	76,236	-
Q86222	Private dental and laboratory services	331,478	272,703	931	5,763	-
Q86223	Child care clinics	s	s	s	s	s
Q86229	Private medical, dental and other health activities, n.e.c.	1,009,723	744,417	138,351	(4,806)	-
Q86900	Other human health activities	5,374	14,936	605	(51)	-
Q87201	Rehabilitation of people addicted to drugs or alcohol	80,178	41,497	1,673	-	-
Q87202	Caring for the mentally and physically handicapped	9,625	7,844	73	178	-
Q87901	Child care services	33,277	7,358	183	(65)	-
Q87903	Caring for the aged and orphans	s	s	s	s	s
Q87909	Other residential care activities, n.e.c.	18,157	23,360	204	2,357	-
Q88901	Welfare and guidance counseling activities for children and adolescents	s	s	s	s	s
Q88902	Child-care activities (including for the handicapped)	21,091	9,345	383	(202)	-
Q88904	Charitable activities	71,839	47,805	1,288	664	-
Q88909	Other social work activities without accommodation, n.e.c.	202,224	157,473	12,356	(4,142)	-

s - Data suppressed

TABLE 2b Number of Establishments and Employment by Type and Sex for Human Health and Social Work Activities Establishments  
with Total Employment of Less Than 20 by Industry Sub-Class: Philippines, 2010

(Details may not add-up to total due to rounding and/or statistical disclosure control)

2009 PSIC Code	Industry Description	Number of Establishments	Employment as of November 15					
			Total		Paid		Unpaid	
			Male	Female	Male	Female	Male	Female
		(1)	(2)	(3)	(4)	(5)	(6)	(7)
<b>Philippines</b>		<b>3,713</b>	<b>8,027</b>	<b>16,585</b>	<b>7,218</b>	<b>15,332</b>	<b>809</b>	<b>1,253</b>
Q86121	Private general hospitals activities	281	1,467	2,938	1,394	2,833	73	105
Q86122	Private sanitaria and other similar activities	s	s	s	s	s	s	s
Q86221	Private medical activities	2,123	4,112	8,891	3,733	8,349	380	541
Q86222	Private dental and laboratory services	486	632	1,132	502	906	130	225
Q86223	Child care clinics	s	s	s	s	s	s	s
Q86229	Private medical, dental and other health activities, n.e.c.	522	1,209	2,455	1,134	2,324	74	131
Q86900	Other human health activities	54	112	112	60	72	53	40
Q87201	Rehabilitation of people addicted to drugs or alcohol	14	109	62	88	56	21	6
Q87202	Caring for the mentally and physically handicapped	7	30	30	30	30	-	-
Q87901	Child care services	15	46	78	39	45	7	33
Q87903	Caring for the aged and orphans	s	s	s	s	s	s	s
Q87909	Other residential care activities, n.e.c.	9	20	46	17	44	3	2
Q88901	Welfare and guidance counseling activities for children and adolescents	s	s	s	s	s	s	s
Q88902	Child-care activities (including for the handicapped)	6	21	53	21	48	-	5
Q88904	Charitable activities	41	141	207	93	171	48	36
Q88909	Other social work activities without accommodation, n.e.c.	25	85	94	74	76	11	18

TABLE 3b Number of Establishments and Compensation of Paid Employees for Human Health and Social Work Activities Establishments  
with Total Employment of Less Than 20 by Industry Sub-Class: Philippines, 2010

(Value in thousand pesos. Details may not add-up to total due to rounding and/or statistical disclosure control)

2009 PSIC Code	Industry Description	Number of Establishments	Compensation			
			Total	Gross Salaries and Wages	Separation, Retirement/ Terminal Pay, Gratuities, etc.	Social Contributions Paid by Employers
		(1)	(2)	(3)	(4)	(5)
	<b>Philippines</b>	<b>3,713</b>	<b>2,565,440</b>	<b>2,371,581</b>	<b>19,810</b>	<b>174,049</b>
Q86121	Private general hospitals activities	281	391,068	367,320	424	23,323
Q86122	Private sanitaria and other similar activities	s	s	s	s	s
Q86221	Private medical activities	2,123	1,470,082	1,364,955	5,668	99,459
Q86222	Private dental and laboratory services	486	142,644	130,565	1,170	10,909
Q86223	Child care clinics	s	s	s	s	s
Q86229	Private medical, dental and other health activities, n.e.c.	522	391,316	354,092	6,640	30,584
Q86900	Other human health activities	54	12,697	12,405	-	292
Q87201	Rehabilitation of people addicted to drugs or alcohol	14	18,437	14,395	1,993	2,049
Q87202	Caring for the mentally and physically handicapped	7	6,497	6,140	-	358
Q87901	Child care services	15	10,184	9,435	28	721
Q87903	Caring for the aged and orphans	s	s	s	s	s
Q87909	Other residential care activities, n.e.c.	9	7,749	7,177	153	419
Q88901	Welfare and guidance counseling activities for children and adolescents	s	s	s	s	s
Q88902	Child-care activities (including for the handicapped)	6	7,730	6,753	499	477
Q88904	Charitable activities	41	28,962	26,485	469	2,008
Q88909	Other social work activities without accommodation, n.e.c.	25	37,023	33,204	2,646	1,173

s - Data suppressed

TABLE 4b Number of Establishments and Revenue by Type for Human Health and Social Work Activities Establishments  
with Total Employment of Less Than 20 by Industry Sub-Class: Philippines, 2010

(Value in thousand pesos. Details may not add-up to total due to rounding and/or statistical disclosure control)

2009 PSIC Code	Industry Description	Number of Establishments	Revenue				
			Total	Revenue from Main Activity	Interest Income	Value of Non-Industrial Services Done for Others	Dividend Income
		(1)	(2)	(3)	(4)	(5)	(6)
	Philippines	3,713	12,031,526	10,877,336	-	102,979	65
Q86121	Private general hospitals activities	281	1,193,252	1,071,827	-	26,622	-
Q86122	Private sanitaria and other similar activities	s	s	s	s	s	s
Q86221	Private medical activities	2,123	7,785,888	6,841,593	-	44,943	26
Q86222	Private dental and laboratory services	486	561,607	544,872	-	5,906	-
Q86223	Child care clinics	s	s	s	s	s	s
Q86229	Private medical, dental and other health activities, n.e.c.	522	1,572,257	1,540,534	-	14,565	1
Q86900	Other human health activities	54	20,132	20,132	-	-	-
Q87201	Rehabilitation of people addicted to drugs or alcohol	14	115,312	109,287	-	5,417	-
Q87202	Caring for the mentally and physically handicapped	7	15,963	15,507	-	209	-
Q87901	Child care services	15	36,629	35,208	-	-	-
Q87903	Caring for the aged and orphans	s	s	s	s	s	s
Q87909	Other residential care activities, n.e.c.	9	35,263	35,187	-	38	38
Q88901	Welfare and guidance counseling activities for children and adolescents	s	s	s	s	s	s
Q88902	Child-care activities (including for the handicapped)	6	29,026	28,988	-	-	-
Q88904	Charitable activities	41	111,288	108,804	-	990	-
Q88909	Other social work activities without accommodation, n.e.c.	25	308,091	279,583	-	3,691	-

2009 PSIC Code	Industry Description	Revenue						
		Commissions and Fees Earned	Service Charges	Value of Goods for Resale	Royalty Income	Franchise Income	Foreign Exchange Gains	Other Income
		(7)	(8)	(9)	(10)	(11)	(12)	(13)
	<b>Philippines</b>	<b>10,568</b>	<b>454</b>	<b>984,814</b>	<b>-</b>	<b>-</b>	<b>844</b>	<b>54,466</b>
Q86121	Private general hospitals activities	-	-	88,784	-	-	823	5,197
Q86122	Private sanitaria and other similar activities	s	s	s	s	s	s	s
Q86221	Private medical activities	10,568	-	862,781	-	-	-	25,978
Q86222	Private dental and laboratory services	-	-	3,237	-	-	-	7,592
Q86223	Child care clinics	s	s	s	s	s	s	s
Q86229	Private medical, dental and other health activities, n.e.c.	-	-	13,144	-	-	-	4,011
Q86900	Other human health activities	-	-	-	-	-	-	-
Q87201	Rehabilitation of people addicted to drugs or alcohol	-	-	-	-	-	-	608
Q87202	Caring for the mentally and physically handicapped	-	-	-	-	-	-	247
Q87901	Child care services	-	-	-	-	-	-	1,421
Q87903	Caring for the aged and orphans	s	s	s	s	s	s	s
Q87909	Other residential care activities, n.e.c.	-	-	-	-	-	-	-
Q88901	Welfare and guidance counseling activities for children and adolescents	s	s	s	s	s	s	s
Q88902	Child-care activities (including for the handicapped)	-	-	-	-	-	-	38
Q88904	Charitable activities	-	-	-	-	-	21	1,473
Q88909	Other social work activities without accommodation, n.e.c.	-	454	16,468	-	-	-	7,894

s - Data suppressed

TABLE 4b.1 Number of Establishments and Revenue from Main Activity by Type of Transaction for Human Health and Social Work Activities Establishments with Total Employment of Less Than 20 by Industry Sub-Class: Philippines, 2010

(Value in thousand pesos. Details may not add-up to total due to rounding and/or statistical disclosure control)

2009 PSIC Code	Industry Description	Number of Establishments	Revenue from Main Activity		
			Total	Transactions Within the Country	Transactions Outside the Country
		(1)	(2)	(3)	(4)
	<b>Philippines</b>	<b>3,713</b>	<b>10,877,336</b>	<b>10,877,336</b>	<b>-</b>
Q86121	Private general hospitals activities	281	1,071,827	1,071,827	-
Q86122	Private sanitaria and other similar activities	s	s	s	s
Q86221	Private medical activities	2,123	6,841,593	6,841,593	-
Q86222	Private dental and laboratory services	486	544,872	544,872	-
Q86223	Child care clinics	s	s	s	s
Q86229	Private medical, dental and other health activities, n.e.c.	522	1,540,534	1,540,534	-
Q86900	Other human health activities	54	20,132	20,132	-
Q87201	Rehabilitation of people addicted to drugs or alcohol	14	109,287	109,287	-
Q87202	Caring for the mentally and physically handicapped	7	15,507	15,507	-
Q87901	Child care services	15	35,208	35,208	-
Q87903	Caring for the aged and orphans	s	s	s	s
Q87909	Other residential care activities, n.e.c.	9	35,187	35,187	-
Q88901	Welfare and guidance counseling activities for children and adolescents	s	s	s	s
Q88902	Child-care activities (including for the handicapped)	6	28,988	28,988	-
Q88904	Charitable activities	41	108,804	108,804	-
Q88909	Other social work activities without accommodation, n.e.c.	25	279,583	279,583	-

TABLE 4b.2 Number of Establishments and Value of Non-Industrial Services Done for Others by Human Health and Social Work Activities Establishments with Total Employment of Less Than 20 by Industry Sub-Class: Philippines, 2010

(Value in thousand pesos. Details may not add-up to total due to rounding and/or statistical disclosure control)

2009 PSIC Code	Industry Description	Number of Establishments	Non-Industrial Services Done for Others				
			Total	Rent Income from Land	Rental Income from Building and Structures	Other Rental Income	Other Non- Industrial Services Done for Others
		(1)	(2)	(3)	(4)	(5)	(6)
	Philippines	3,713	102,979	-	44,698	-	58,282
Q86121	Private general hospitals activities	281	26,622	-	2,284	-	24,338
Q86122	Private sanitaria and other similar activities	s	s	s	s	s	s
Q86221	Private medical activities	2,123	44,943	-	32,200	-	12,744
Q86222	Private dental and laboratory services	486	5,906	-	4,043	-	1,862
Q86223	Child care clinics	s	s	s	s	s	s
Q86229	Private medical, dental and other health activities, n.e.c.	522	14,565	-	1,584	-	12,981
Q86900	Other human health activities	54	-	-	-	-	-
Q87201	Rehabilitation of people addicted to drugs or alcohol	14	5,417	-	-	-	5,417
Q87202	Caring for the mentally and physically handicapped	7	209	-	198	-	11
Q87901	Child care services	15	-	-	-	-	-
Q87903	Caring for the aged and orphans	s	s	s	s	s	s
Q87909	Other residential care activities, n.e.c.	9	38	-	-	-	38
Q88901	Welfare and guidance counseling activities for children and adolescents	s	s	s	s	s	s
Q88902	Child-care activities (including for the handicapped)	6	-	-	-	-	-
Q88904	Charitable activities	41	990	-	990	-	-
Q88909	Other social work activities without accommodation, n.e.c.	25	3,691	-	3,399	-	292

s - Data suppressed

TABLE 5b Number of Establishments and Cost by Type for Human Health and Social Work Activities Establishments  
with Total Employment of Less Than 20 by Industry Sub-Class: Philippines, 2010

(Value in thousand pesos. Details may not add-up to total due to rounding and/or statistical disclosure control)

2009 PSIC Code	Industry Description	Number of Establishments	Cost			
			Total	Materials and Supplies Purchased	Fuels, Lubricants, Oils and Greases Purchased	Electricity and Water Purchased
		(1)	(2)	(3)	(4)	(5)
Philippines		3,713	7,934,253	2,736,141	149,629	558,530
Q86121	Private general hospitals activities	281	718,015	320,765	25,990	121,497
Q86122	Private sanitaria and other similar activities	s	s	s	s	s
Q86221	Private medical activities	2,123	5,236,332	1,785,167	91,124	307,912
Q86222	Private dental and laboratory services	486	331,478	128,113	8,544	23,569
Q86223	Child care clinics	s	s	s	s	s
Q86229	Private medical, dental and other health activities, n.e.c.	522	1,009,723	349,907	15,439	70,620
Q86900	Other human health activities	54	5,374	1,428	67	526
Q87201	Rehabilitation of people addicted to drugs or alcohol	14	80,178	18,822	924	3,167
Q87202	Caring for the mentally and physically handicapped	7	9,625	4,732	121	544
Q87901	Child care services	15	33,277	7,582	901	3,522
Q87903	Caring for the aged and orphans	s	s	s	s	s
Q87909	Other residential care activities, n.e.c.	9	18,157	3,558	467	1,348
Q88901	Welfare and guidance counseling activities for children and adolescents	s	s	s	s	s
Q88902	Child-care activities (including for the handicapped)	6	21,091	9,890	515	1,403
Q88904	Charitable activities	41	71,839	14,499	394	10,029
Q88909	Other social work activities without accommodation, n.e.c.	25	202,224	39,403	2,597	5,320

2009 PSIC Code	Industry Description	Cost					
		Industrial Services Done by Others	Non-Industrial Services Done by Others	Interest Expense	Goods Purchased for Resale	Taxes on Product and Production	Research and Experimental Development
		(6)	(7)	(8)	(9)	(10)	(11)
	Philippines	504,865	1,966,799	70,128	884,368	264,524	83,883
Q86121	Private general hospitals activities	28,615	61,780	346	66,705	11,511	209
Q86122	Private sanitaria and other similar activities	s	s	s	s	s	s
Q86221	Private medical activities	431,864	1,198,420	44,685	792,427	193,158	1,993
Q86222	Private dental and laboratory services	18,015	110,059	-	2,889	9,807	37
Q86223	Child care clinics	s	s	s	s	s	s
Q86229	Private medical, dental and other health activities, n.e.c.	10,556	359,141	10,918	11,651	37,393	209
Q86900	Other human health activities	-	3,124	-	-	13	-
Q87201	Rehabilitation of people addicted to drugs or alcohol	5,264	44,292	40	-	1,965	-
Q87202	Caring for the mentally and physically handicapped	126	2,584	-	-	244	-
Q87901	Child care services	1,204	15,724	-	-	153	-
Q87903	Caring for the aged and orphans	s	s	s	s	s	s
Q87909	Other residential care activities, n.e.c.	386	7,371	56	-	39	-
Q88901	Welfare and guidance counseling activities for children and adolescents	s	s	s	s	s	s
Q88902	Child-care activities (including for the handicapped)	30	7,641	-	-	123	-
Q88904	Charitable activities	578	38,611	-	-	1,871	-
Q88909	Other social work activities without accommodation, n.e.c.	3,293	86,166	13,658	9,260	5,586	-

TABLE 5b Number of Establishments and Cost by Type for Human Health and Social Work Activities Establishments with Total Employment of Less Than 20 by Industry Sub-Class: Philippines, 2010 (Concluded)

(Value in thousand pesos. Details may not add-up to total due to rounding and/or statistical disclosure control)

2009 PSIC Code	Industry Description	Cost						
		Environmental Protection Expense	Royalty Fee	Franchise Fee	Foreign Exchange Losses	Bad and Doubtful Debts	Depreciation of Fixed Assets	Other Cost
		(12)	(13)	(14)	(15)	(16)	(17)	(18)
<b>Philippines</b>		<b>4,578</b>	<b>-</b>	<b>687</b>	<b>676</b>	<b>62,507</b>	<b>596,723</b>	<b>50,217</b>
Q86121	Private general hospitals activities	435	-	-	-	24,359	44,888	10,914
Q86122	Private sanitaria and other similar activities	s	s	s	s	s	s	s
Q86221	Private medical activities	3,551	-	687	190	32,726	326,266	26,161
Q86222	Private dental and laboratory services	-	-	-	-	931	26,074	3,441
Q86223	Child care clinics	s	s	s	s	s	s	s
Q86229	Private medical, dental and other health activities, n.e.c.	567	-	-	-	581	137,803	4,941
Q86900	Other human health activities	-	-	-	-	-	216	-
Q87201	Rehabilitation of people addicted to drugs or alcohol	-	-	-	-	-	4,358	1,346
Q87202	Caring for the mentally and physically handicapped	-	-	-	18	201	866	190
Q87901	Child care services	25	-	-	109	-	3,809	248
Q87903	Caring for the aged and orphans	s	s	s	s	s	s	s
Q87909	Other residential care activities, n.e.c.	-	-	-	-	297	3,542	1,092
Q88901	Welfare and guidance counseling activities for children and adolescents	s	s	s	s	s	s	s
Q88902	Child-care activities (including for the handicapped)	-	-	-	-	-	1,488	-
Q88904	Charitable activities	-	-	-	-	-	5,842	15
Q88909	Other social work activities without accommodation, n.e.c.	-	-	-	359	3,412	32,733	436

TABLE 5b.1 Number of Establishments and Cost of Industrial Services Done by Others for Human Health and Social Work Activities Establishments with Total Employment of Less Than 20 by Industry Sub-Class: Philippines, 2010

(Value in thousand pesos. Details may not add-up to total due to rounding and/or statistical disclosure control)

2009 PSIC Code	Industry Description	Number of Establishments	Industrial Services Done by Others		
			Total	Contract and Commission Work	Other Industrial Services
		(1)	(2)	(3)	(4)
	Philippines	3,713	504,865	-	504,865
Q86121	Private general hospitals activities	281	28,615	-	28,615
Q86122	Private sanitaria and other similar activities	s	s	s	s
Q86221	Private medical activities	2,123	431,864	-	431,864
Q86222	Private dental and laboratory services	486	18,015	-	18,015
Q86223	Child care clinics	s	s	s	s
Q86229	Private medical, dental and other health activities, n.e.c.	522	10,556	-	10,556
Q86900	Other human health activities	54	-	-	-
Q87201	Rehabilitation of people addicted to drugs or alcohol	14	5,264	-	5,264
Q87202	Caring for the mentally and physically handicapped	7	126	-	126
Q87901	Child care services	15	1,204	-	1,204
Q87903	Caring for the aged and orphans	s	s	s	s
Q87909	Other residential care activities, n.e.c.	9	386	-	386
Q88901	Welfare and guidance counseling activities for children and adolescents	s	s	s	s
Q88902	Child-care activities (including for the handicapped)	6	30	-	30
Q88904	Charitable activities	41	578	-	578
Q88909	Other social work activities without accommodation, n.e.c.	25	3,293	-	3,293

s - Data suppressed

TABLE 5b.2 Number of Establishments and Cost of Non-Industrial Services Done by Others for Human Health and Social Work Activities Establishments with Total Employment of Less Than 20 by Industry Sub-Class: Philippines, 2010

(Value in thousand pesos. Details may not add-up to total due to rounding and/or statistical disclosure control)

2009 PSIC Code	Industry Description	Number of Establishments	Non-Industrial Services Done by Others				
			Total	Rent Expense for Land	Rental Expense for Building and Structures	Other Rental Expense	Other Non-Industrial Services
		(1)	(2)	(3)	(4)	(5)	(6)
Philippines		3,713	1,966,799	32,334	872,824	42,312	1,019,328
Q86121	Private general hospitals activities	281	61,780	-	19,910	409	41,461
Q86122	Private sanitaria and other similar activities	s	s	s	s	s	s
Q86221	Private medical activities	2,123	1,198,420	18,395	623,765	26,249	530,011
Q86222	Private dental and laboratory services	486	110,059	8,468	60,840	-	40,752
Q86223	Child care clinics	s	s	s	s	s	s
Q86229	Private medical, dental and other health activities, n.e.c.	522	359,141	4,416	139,306	6,489	208,930
Q86900	Other human health activities	54	3,124	-	3,072	-	52
Q87201	Rehabilitation of people addicted to drugs or alcohol	14	44,292	-	5,479	-	38,813
Q87202	Caring for the mentally and physically handicapped	7	2,584	305	692	-	1,588
Q87901	Child care services	15	15,724	-	60	-	15,664
Q87903	Caring for the aged and orphans	s	s	s	s	s	s
Q87909	Other residential care activities, n.e.c.	9	7,371	-	537	-	6,833
Q88901	Welfare and guidance counseling activities for children and adolescents	s	s	s	s	s	s
Q88902	Child-care activities (including for the handicapped)	6	7,641	-	679	-	6,962
Q88904	Charitable activities	41	38,611	-	4,899	-	33,712
Q88909	Other social work activities without accommodation, n.e.c.	25	86,166	-	7,992	-	78,174

s - Data suppressed

TABLE 6b Number of Establishments and Capital Expenditures of Tangible Fixed Assets by Type for Human Health and Social Work Activities Establishments with Total Employment of Less Than 20 by Industry Sub-Class: Philippines, 2010

(Value in thousand pesos. Details may not add-up to total due to rounding and/or statistical disclosure control)

2009 PSIC Code	Industry Description	Number of Establishments	Capital Expenditures of Tangible Fixed Assets			
			Total	Land	Buildings, Other Structures and Land Improvements	Transport Equipment
		(1)	(2)	(3)	(4)	(5)
	Philippines	3,713	4,900,137	2,585	3,174,691	44,311
Q86121	Private general hospitals activities	281	35,459	-	2,129	8,082
Q86122	Private sanitaria and other similar activities	s	s	s	s	s
Q86221	Private medical activities	2,123	4,694,490	2,370	3,139,266	23,934
Q86222	Private dental and laboratory services	486	931	-	-	-
Q86223	Child care clinics	s	s	s	s	s
Q86229	Private medical, dental and other health activities, n.e.c.	522	138,351	-	31,614	-
Q86900	Other human health activities	54	605	-	-	-
Q87201	Rehabilitation of people addicted to drugs or alcohol	14	1,673	-	-	-
Q87202	Caring for the mentally and physically handicapped	7	73	-	27	37
Q87901	Child care services	15	183	-	61	-
Q87903	Caring for the aged and orphans	s	s	s	s	s
Q87909	Other residential care activities, n.e.c.	9	204	-	25	8
Q88901	Welfare and guidance counseling activities for children and adolescents	s	s	s	s	s
Q88902	Child-care activities (including for the handicapped)	6	383	-	-	-
Q88904	Charitable activities	41	1,288	215	756	-
Q88909	Other social work activities without accommodation, n.e.c.	25	12,356	-	813	-

TABLE 6b Number of Establishments and Capital Expenditures of Tangible Fixed Assets by Type for Human Health and Social Work Activities Establishments with Total Employment of Less Than 20 by Industry Sub-Class: Philippines, 2010 *(Concluded)*

(Value in thousand pesos. Details may not add-up to total due to rounding and/or statistical disclosure control)

2009 PSIC Code	Industry Description	Capital Expenditures of Tangible Fixed Assets			
		ICT Machinery and Equipment	Other Machinery and Equipment	Valuables	Other Tangible Fixed Assets
		(6)	(7)	(8)	(9)
<b>Philippines</b>		<b>119,285</b>	<b>1,550,012</b>	<b>-</b>	<b>9,252</b>
Q86121	Private general hospitals activities	16,340	8,908	-	-
Q86122	Private sanitaria and other similar activities	s	s	s	s
Q86221	Private medical activities	81,338	1,438,329	-	9,252
Q86222	Private dental and laboratory services	-	931	-	-
Q86223	Child care clinics	s	s	s	s
Q86229	Private medical, dental and other health activities, n.e.c.	16,381	90,356	-	-
Q86900	Other human health activities	205	400	-	-
Q87201	Rehabilitation of people addicted to drugs or alcohol	1,307	366	-	-
Q87202	Caring for the mentally and physically handicapped	3	7	-	-
Q87901	Child care services	-	122	-	-
Q87903	Caring for the aged and orphans	s	s	s	s
Q87909	Other residential care activities, n.e.c.	51	120	-	-
Q88901	Welfare and guidance counseling activities for children and adolescents	s	s	s	s
Q88902	Child-care activities (including for the handicapped)	87	296	-	-
Q88904	Charitable activities	271	46	-	-
Q88909	Other social work activities without accommodation, n.e.c.	1,856	9,686	-	-

TABLE 6b.1 Number of Establishments and Capital Expenditures for Tangible Fixed Assets by Mode of Acquisition for Human Health and Social Work Activities Establishments with Total Employment of Less Than 20 by Industry Sub-Class: Philippines, 2010

(Value in thousand pesos. Details may not add-up to total due to rounding and/or statistical disclosure control)

2009 PSIC Code	Industry Description	Number of Establishments	Capital Expenditures for Tangible Fixed Assets by Mode of Acquisition				
			Total	New Fixed Assets	Major Alterations and Improvements on Tangible Fixed Assets	Land and Used Fixed Assets	Tangible Fixed Produced on Own Account
		(1)	(2)	(3)	(4)	(5)	(6)
	Philippines	3,713	4,900,137	4,802,313	95,238	2,585	-
Q86121	Private general hospitals activities	281	35,459	33,330	2,129	-	-
Q86122	Private sanitaria and other similar activities	s	s	s	s	s	s
Q86221	Private medical activities	2,123	4,694,490	4,632,307	59,813	2,370	-
Q86222	Private dental and laboratory services	486	931	931	-	-	-
Q86223	Child care clinics	s	s	s	s	s	s
Q86229	Private medical, dental and other health activities, n.e.c.	522	138,351	106,737	31,614	-	-
Q86900	Other human health activities	54	605	605	-	-	-
Q87201	Rehabilitation of people addicted to drugs or alcohol	14	1,673	1,673	-	-	-
Q87202	Caring for the mentally and physically handicapped	7	73	47	27	-	-
Q87901	Child care services	15	183	122	61	-	-
Q87903	Caring for the aged and orphans	s	s	s	s	s	s
Q87909	Other residential care activities, n.e.c.	9	204	180	25	-	-
Q88901	Welfare and guidance counseling activities for children and adolescents	s	s	s	s	s	s
Q88902	Child-care activities (including for the handicapped)	6	383	383	-	-	-
Q88904	Charitable activities	41	1,288	317	756	215	-
Q88909	Other social work activities without accommodation, n.e.c.	25	12,356	11,542	813	-	-

s - Data suppressed



TABLE 6b.2 Number of Establishments and Capital Expenditures for Intangible Assets by Type for Human Health and Social Work Activities Establishments with Total Employment of Less Than 20 by Industry Sub-Class: Philippines, 2010

(Value in thousand pesos. Details may not add-up to total due to rounding and/or statistical disclosure control)

2009 PSIC Code	Industry Description	Number of Establishments	Capital Expenditures for Intangible Assets				
			Total	Intangible Non-Produced Assets	Computer Software and Data Bases	Entertainment, Literary and Artistic Originals	Other Intangible Assets
		(1)	(2)	(3)	(4)	(5)	(6)
Philippines		3,713	4,289	79	4,026	184	-
Q86121	Private general hospitals activities	281	575	-	575	-	-
Q86122	Private sanitaria and other similar activities	s	s	s	s	s	s
Q86221	Private medical activities	2,123	79	79	-	-	-
Q86222	Private dental and laboratory services	486	-	-	-	-	-
Q86223	Child care clinics	s	s	s	s	s	s
Q86229	Private medical, dental and other health activities, n.e.c.	522	-	-	-	-	-
Q86900	Other human health activities	54	-	-	-	-	-
Q87201	Rehabilitation of people addicted to drugs or alcohol	14	-	-	-	-	-
Q87202	Caring for the mentally and physically handicapped	7	11	-	3	7	-
Q87901	Child care services	15	5	-	5	-	-
Q87903	Caring for the aged and orphans	s	s	s	s	s	s
Q87909	Other residential care activities, n.e.c.	9	-	-	-	-	-
Q88901	Welfare and guidance counseling activities for children and adolescents	s	s	s	s	s	s
Q88902	Child-care activities (including for the handicapped)	6	-	-	-	-	-
Q88904	Charitable activities	41	-	-	-	-	-
Q88909	Other social work activities without accommodation, n.e.c.	25	3,620	-	3,442	177	-

TABLE 7b Number of Establishments and Gross Additions to Tangible Fixed Assets for Human Health and Social Work Activities Establishments with Total Employment of Less Than 20 by Industry Sub-Class: Philippines, 2010

(Value in thousand pesos. Details may not add-up to total due to rounding and/or statistical disclosure control)

2009 PSIC Code	Industry Description	Number of Establishments	Gross Additions to Tangible Fixed Assets	Capital Expenditures for Tangible Fixed Assets	Sale of Tangible Fixed Assets
		(1)	(2)	(3)	(4)
<b>Philippines</b>		<b>3,713</b>	<b>4,878,805</b>	<b>4,900,137</b>	<b>21,332</b>
Q86121	Private general hospitals activities	281	35,459	35,459	-
Q86122	Private sanitaria and other similar activities	s	s	s	s
Q86221	Private medical activities	2,123	4,673,158	4,694,490	21,332
Q86222	Private dental and laboratory services	486	931	931	-
Q86223	Child care clinics	s	s	s	s
Q86229	Private medical, dental and other health activities, n.e.c.	522	138,351	138,351	-
Q86900	Other human health activities	54	605	605	-
Q87201	Rehabilitation of people addicted to drugs or alcohol	14	1,673	1,673	-
Q87202	Caring for the mentally and physically handicapped	7	73	73	-
Q87901	Child care services	15	183	183	-
Q87903	Caring for the aged and orphans	s	s	s	s
Q87909	Other residential care activities, n.e.c.	9	204	204	-
Q88901	Welfare and guidance counseling activities for children and adolescents	s	s	s	s
Q88902	Child-care activities (including for the handicapped)	6	383	383	-
Q88904	Charitable activities	41	1,288	1,288	-
Q88909	Other social work activities without accommodation, n.e.c.	25	12,356	12,356	-

s - Data suppressed

TABLE 7b.1 Number of Establishments and Sale of Tangible Fixed Assets by Type for Human Health and Social Work Activities Establishments with Total Employment of Less Than 20 by Industry Sub-Class: Philippines, 2010

(Value in thousand pesos. Details may not add-up to total due to rounding and/or statistical disclosure control)

2009 PSIC Code	Industry Description	Number of Establishments	Sale of Tangible Fixed Assets			
			Total	Land	Buildings, Other Structures and Land Improvements	Transport Equipment
		(1)	(2)	(3)	(4)	(5)
<b>Philippines</b>		<b>3,713</b>	<b>21,332</b>	<b>-</b>	<b>-</b>	<b>21,332</b>
Q86121	Private general hospitals activities	281	-	-	-	-
Q86122	Private sanitaria and other similar activities	s	s	s	s	s
Q86221	Private medical activities	2,123	21,332	-	-	21,332
Q86222	Private dental and laboratory services	486	-	-	-	-
Q86223	Child care clinics	s	s	s	s	s
Q86229	Private medical, dental and other health activities, n.e.c.	522	-	-	-	-
Q86900	Other human health activities	54	-	-	-	-
Q87201	Rehabilitation of people addicted to drugs or alcohol	14	-	-	-	-
Q87202	Caring for the mentally and physically handicapped	7	-	-	-	-
Q87901	Child care services	15	-	-	-	-
Q87903	Caring for the aged and orphans	s	s	s	s	s
Q87909	Other residential care activities, n.e.c.	9	-	-	-	-
Q88901	Welfare and guidance counseling activities for children and adolescents	s	s	s	s	s
Q88902	Child-care activities (including for the handicapped)	6	-	-	-	-
Q88904	Charitable activities	41	-	-	-	-
Q88909	Other social work activities without accommodation, n.e.c.	25	-	-	-	-

2009 PSIC Code	Industry Description	Sale of Tangible Fixed Assets			
		ICT Machinery and Equipment	Other Machinery and Equipment	Valuables	Other Tangible Fixed Assets
		(6)	(7)	(8)	(9)
<b>Philippines</b>		<b>-</b>	<b>-</b>	<b>-</b>	<b>-</b>
Q86121	Private general hospitals activities	-	-	-	-
Q86122	Private sanitaria and other similar activities	s	s	s	s
Q86221	Private medical activities	-	-	-	-
Q86222	Private dental and laboratory services	-	-	-	-
Q86223	Child care clinics	s	s	s	s
Q86229	Private medical, dental and other health activities, n.e.c.	-	-	-	-
Q86900	Other human health activities	-	-	-	-
Q87201	Rehabilitation of people addicted to drugs or alcohol	-	-	-	-
Q87202	Caring for the mentally and physically handicapped	-	-	-	-
Q87901	Child care services	-	-	-	-
Q87903	Caring for the aged and orphans	s	s	s	s
Q87909	Other residential care activities, n.e.c.	-	-	-	-
Q88901	Welfare and guidance counseling activities for children and adolescents	s	s	s	s
Q88902	Child-care activities (including for the handicapped)	-	-	-	-
Q88904	Charitable activities	-	-	-	-
Q88909	Other social work activities without accommodation, n.e.c.	-	-	-	-

s - Data suppressed

TABLE 7b.2 Number of Establishments and Losses and Damages to Tangible Fixed Assets by Type for Human Health and Social Work Activities Establishments with Total Employment of Less Than 20 by Industry Sub-Class: Philippines, 2010

(Value in thousand pesos. Details may not add-up to total due to rounding and/or statistical disclosure control)

2009 PSIC Code	Industry Description	Number of Establishments	Losses and Damages to Tangible Fixed Assets			
			Total	Land	Buildings, Other Structures and Land Improvements	Transport Equipment
	Philippines	3,713	11,943	-	-	2,835
Q86121	Private general hospitals activities	281	-	-	-	-
Q86122	Private sanitaria and other similar activities	s	s	s	s	s
Q86221	Private medical activities	2,123	11,943	-	-	2,835
Q86222	Private dental and laboratory services	486	-	-	-	-
Q86223	Child care clinics	s	s	s	s	s
Q86229	Private medical, dental and other health activities, n.e.c.	522	-	-	-	-
Q86900	Other human health activities	54	-	-	-	-
Q87201	Rehabilitation of people addicted to drugs or alcohol	14	-	-	-	-
Q87202	Caring for the mentally and physically handicapped	7	-	-	-	-
Q87901	Child care services	15	-	-	-	-
Q87903	Caring for the aged and orphans	s	s	s	s	s
Q87909	Other residential care activities, n.e.c.	9	-	-	-	-
Q88901	Welfare and guidance counseling activities for children and adolescents	s	s	s	s	s
Q88902	Child-care activities (including for the handicapped)	6	-	-	-	-
Q88904	Charitable activities	41	-	-	-	-
Q88909	Other social work activities without accommodation, n.e.c.	25	-	-	-	-

2009 PSIC Code	Industry Description	Losses and Damages to Tangible Fixed Assets			
		ICT Machinery and Equipment	Other Machinery and Equipment	Valuables	Other Tangible Fixed Assets
	Philippines	7,670	1,096	-	342
Q86121	Private general hospitals activities	-	-	-	-
Q86122	Private sanitaria and other similar activities	s	s	s	s
Q86221	Private medical activities	7,670	1,096	-	342
Q86222	Private dental and laboratory services	-	-	-	-
Q86223	Child care clinics	s	s	s	s
Q86229	Private medical, dental and other health activities, n.e.c.	-	-	-	-
Q86900	Other human health activities	-	-	-	-
Q87201	Rehabilitation of people addicted to drugs or alcohol	-	-	-	-
Q87202	Caring for the mentally and physically handicapped	-	-	-	-
Q87901	Child care services	-	-	-	-
Q87903	Caring for the aged and orphans	s	s	s	s
Q87909	Other residential care activities, n.e.c.	-	-	-	-
Q88901	Welfare and guidance counseling activities for children and adolescents	s	s	s	s
Q88902	Child-care activities (including for the handicapped)	-	-	-	-
Q88904	Charitable activities	-	-	-	-
Q88909	Other social work activities without accommodation, n.e.c.	-	-	-	-

s - Data suppressed

TABLE 8b Number of Establishments and Book Value of Tangible Fixed Assets by Type for Human Health and Social Work Activities Establishments with Total Employment of Less Than 20 by Industry Sub-Class: Philippines, 2010

(Value in thousand pesos. Details may not add-up to total due to rounding and/or statistical disclosure control)

2009 PSIC Code	Industry Description	Number of Establishments	Book Value of Tangible Fixed Assets			
			Total	Land	Buildings, Other Structures and Land Improvements	Transport Equipment
		(1)	(2)	(3)	(4)	(5)
Philippines		3,713	15,382,942	2,162,639	7,687,103	665,259
Q86121	Private general hospitals activities	281	1,043,094	201,742	349,012	87,317
Q86122	Private sanitaria and other similar activities	s	s	s	s	s
Q86221	Private medical activities	2,123	12,640,063	1,694,606	6,778,725	422,268
Q86222	Private dental and laboratory services	486	292,929	40,975	63,557	65,763
Q86223	Child care clinics	s	s	s	s	s
Q86229	Private medical, dental and other health activities, n.e.c.	522	662,769	66,835	157,505	26,257
Q86900	Other human health activities	54	892	-	-	-
Q87201	Rehabilitation of people addicted to drugs or alcohol	14	34,038	150	8,193	2,273
Q87202	Caring for the mentally and physically handicapped	7	8,896	1,733	5,930	431
Q87901	Child care services	15	118,335	40,986	69,676	832
Q87903	Caring for the aged and orphans	s	s	s	s	s
Q87909	Other residential care activities, n.e.c.	9	29,775	6,051	7,735	3,878
Q88901	Welfare and guidance counseling activities for children and adoles	s	s	s	s	s
Q88902	Child-care activities (including for the handicapped)	6	25,854	4,821	11	1,956
Q88904	Charitable activities	41	171,156	71,767	94,611	3,600
Q88909	Other social work activities without accommodation, n.e.c.	25	281,199	29,780	141,347	26,036

2009 PSIC Code	Industry Description	Book Value of Tangible Fixed Assets			
		ICT Machinery and Equipment	Other Machinery and Equipment	Valuables	Other Tangible Fixed Assets
		(6)	(7)	(8)	(9)
	Philippines	1,053,123	3,729,857	55,653	29,308
Q86121	Private general hospitals activities	268,759	131,668	269	4,327
Q86122	Private sanitaria and other similar activities	s	s	s	s
Q86221	Private medical activities	642,166	3,029,730	55,334	17,234
Q86222	Private dental and laboratory services	26,676	95,958	-	-
Q86223	Child care clinics	s	s	s	s
Q86229	Private medical, dental and other health activities, n.e.c.	98,429	312,280	-	1,464
Q86900	Other human health activities	328	564	-	-
Q87201	Rehabilitation of people addicted to drugs or alcohol	3,740	19,682	-	-
Q87202	Caring for the mentally and physically handicapped	132	670	-	-
Q87901	Child care services	305	6,537	-	-
Q87903	Caring for the aged and orphans	s	s	s	s
Q87909	Other residential care activities, n.e.c.	3,374	8,736	-	-
Q88901	Welfare and guidance counseling activities for children and adoles	s	s	s	s
Q88902	Child-care activities (including for the handicapped)	1,155	17,912	-	-
Q88904	Charitable activities	721	457	-	-
Q88909	Other social work activities without accommodation, n.e.c.	3,832	73,921	-	6,283

s - Data suppressed

TABLE 8b.1 Number of Establishments and Book Value of Intangible Assets by Type for Human Health and Social Work Activities Establishments  
with Total Employment of Less Than 20 by Industry Sub-Class: Philippines, 2010

(Value in thousand pesos. Details may not add-up to total due to rounding and/or statistical disclosure control)

2009 PSIC Code	Industry Description	Number of Establishments	Intangible Assets as of December 31				
			Total	Intangible Non-Produced Assets	Computer Software and Data Bases	Entertainment, Literary and Artistic Originals	Other Intangible Assets
			(1)	(2)	(3)	(4)	(5)
Philippines		3,713	42,747	572	32,291	384	9,500
Q86121	Private general hospitals activities	281	12,331	-	9,596	-	2,735
Q86122	Private sanitaria and other similar activities	s	s	s	s	s	s
Q86221	Private medical activities	2,123	19,314	572	18,743	-	-
Q86222	Private dental and laboratory services	486	-	-	-	-	-
Q86223	Child care clinics	s	s	s	s	s	s
Q86229	Private medical, dental and other health activities, n.e.c.	522	348	-	348	-	-
Q86900	Other human health activities	54	-	-	-	-	-
Q87201	Rehabilitation of people addicted to drugs or alcohol	14	-	-	-	-	-
Q87202	Caring for the mentally and physically handicapped	7	34	-	27	7	-
Q87901	Child care services	15	305	-	105	200	-
Q87903	Caring for the aged and orphans	s	s	s	s	s	s
Q87909	Other residential care activities, n.e.c.	9	31	-	31	-	-
Q88901	Welfare and guidance counseling activities for children and adolescents	s	s	s	s	s	s
Q88902	Child-care activities (including for the handicapped)	6	-	-	-	-	-
Q88904	Charitable activities	41	-	-	-	-	-
Q88909	Other social work activities without accommodation, n.e.c.	25	3,620	-	3,442	177	-
s - Data suppressed							

TABLE 9b Number of Establishments and Value of Inventories by Type for Human Health and Social Work Activities Establishments  
with Total Employment of Less Than 20 by Industry Sub-Class: Philippines, 2010

(Value in thousand pesos. Details may not add-up to total due to rounding and/or statistical disclosure control)

2009 PSIC Code	Industry Description	Number of Establishments	Inventories as of January 1				
			Total	Materials and Supplies	Fuels, Lubricants, Oils and Greases	Goods for Resale	Other Inventories
		(1)	(2)	(3)	(4)	(5)	(6)
Philippines		3,713	1,038,323	497,116	4,346	536,860	-
Q86121	Private general hospitals activities	281	98,421	63,508	3,039	31,874	-
Q86122	Private sanitaria and other similar activities	s	s	s	s	s	s
Q86221	Private medical activities	2,123	884,219	379,011	1,161	504,047	-
Q86222	Private dental and laboratory services	486	6,214	5,827	37	350	-
Q86223	Child care clinics	s	s	s	s	s	s
Q86229	Private medical, dental and other health activities, n.e.c.	522	27,291	26,709	-	582	-
Q86900	Other human health activities	54	308	308	-	-	-
Q87201	Rehabilitation of people addicted to drugs or alcohol	14	-	-	-	-	-
Q87202	Caring for the mentally and physically handicapped	7	140	107	33	-	-
Q87901	Child care services	15	92	25	67	-	-
Q87903	Caring for the aged and orphans	s	s	s	s	s	s
Q87909	Other residential care activities, n.e.c.	9	-	-	-	-	-
Q88901	Welfare and guidance counseling activities for children and adolescents	s	s	s	s	s	s
Q88902	Child-care activities (including for the handicapped)	6	1,083	1,083	-	-	-
Q88904	Charitable activities	41	1,005	1,005	-	-	-
Q88909	Other social work activities without accommodation, n.e.c.	25	16,437	16,437	-	-	-

TABLE 9b Number of Establishments and Value of Inventories by Type for Human Health and Social Work Activities Establishments with Total Employment of Less Than 20 by Industry Sub-Class: Philippines, 2010 (Concluded)

(Value in thousand pesos. Details may not add-up to total due to rounding and/or statistical disclosure control)

2009 PSIC Code	Industry Description	Inventories as of December 31				
		Total	Materials and Supplies	Fuels, Lubricants, Oils and Greases	Goods for Resale	Other Inventories
		(7)	(8)	(9)	(10)	(11)
<b>Philippines</b>		<b>1,133,680</b>	<b>592,935</b>	<b>4,503</b>	<b>536,242</b>	<b>-</b>
Q86121	Private general hospitals activities	117,148	81,104	2,512	33,531	-
Q86122	Private sanitaria and other similar activities	s	s	s	s	s
Q86221	Private medical activities	960,454	458,954	913	500,588	-
Q86222	Private dental and laboratory services	11,977	10,290	1,006	681	-
Q86223	Child care clinics	s	s	s	s	s
Q86229	Private medical, dental and other health activities, n.e.c.	22,485	22,086	-	399	-
Q86900	Other human health activities	256	256	-	-	-
Q87201	Rehabilitation of people addicted to drugs or alcohol	-	-	-	-	-
Q87202	Caring for the mentally and physically handicapped	318	278	40	-	-
Q87901	Child care services	27	12	15	-	-
Q87903	Caring for the aged and orphans	s	s	s	s	s
Q87909	Other residential care activities, n.e.c.	2,357	2,357	-	-	-
Q88901	Welfare and guidance counseling activities for children and adolescents	s	s	s	s	s
Q88902	Child-care activities (including for the handicapped)	882	882	-	-	-
Q88904	Charitable activities	1,669	1,669	-	-	-
Q88909	Other social work activities without accommodation, n.e.c.	12,296	12,296	-	-	-

TABLE 10b Number of Reporting Establishments and Nationality with Highest Capital Participation Rate as of December 31 for Human Health and Social Work Activities Establishments with Total Employment of Less Than 20 by Industry Sub-Class: Philippines, 2010

(An establishment with equal capital participation rate may be reported several times)

2009 PSIC Code	Industry Description	Number Reporting of Establishments	Nationality with Highest Capital Participation Rate				
			Filipino	American	British	Chinese	German
		(1)	(2)	(3)	(4)	(5)	(6)
<b>Philippines</b>		<b>238</b>	<b>232</b>	<b>-</b>	<b>-</b>	<b>1</b>	<b>-</b>
Q86121	Private general hospitals activities	26	26	-	-	-	-
Q86122	Private sanitaria and other similar activities	s	s	s	s	s	s
Q86221	Private medical activities	95	93	-	-	1	-
Q86222	Private dental and laboratory services	28	28	-	-	-	-
Q86223	Child care clinics	s	s	s	s	s	s
Q86229	Private medical, dental and other health activities, n.e.c.	33	32	-	-	-	-
Q86900	Other human health activities	4	4	-	-	-	-
Q87201	Rehabilitation of people addicted to drugs or alcohol	4	3	-	-	-	-
Q87202	Caring for the mentally and physically handicapped	6	5	-	-	-	-
Q87901	Child care services	5	4	-	-	-	-
Q87903	Caring for the aged and orphans	s	s	s	s	s	s
Q87909	Other residential care activities, n.e.c.	4	4	-	-	-	-
Q88901	Welfare and guidance counseling activities for children and adolescents	s	s	s	s	s	s
Q88902	Child-care activities (including for the handicapped)	5	5	-	-	-	-
Q88904	Charitable activities	4	4	-	-	-	-
Q88909	Other social work activities without accommodation, n.e.c.	5	5	-	-	-	-

TABLE 10b Number of Reporting Establishments and Nationality with Highest Capital Participation Rate as of December 31 for Human Health and Social Work Activities  
Establishments with Total Employment of Less Than 20 by Industry Sub-Class: Philippines, 2010 (Concluded)

(An establishment with equal capital participation rate may be reported several times)

2009 PSIC Code	Industry Description	Nationality with Highest Capital Participation Rate				
		Japanese	Korean	Singaporean	Taiwanese	Others
		(7)	(8)	(9)	(10)	(11)
	<b>Philippines</b>	-	-	-	1	1
Q86121	Private general hospitals activities	-	-	-	-	-
Q86122	Private sanitaria and other similar activities	s	s	s	s	s
Q86221	Private medical activities	-	-	-	-	-
Q86222	Private dental and laboratory services	-	-	-	-	-
Q86223	Child care clinics	s	s	s	s	s
Q86229	Private medical, dental and other health activities, n.e.c.	-	-	-	-	-
Q86900	Other human health activities	-	-	-	-	-
Q87201	Rehabilitation of people addicted to drugs or alcohol	-	-	-	1	-
Q87202	Caring for the mentally and physically handicapped	-	-	-	-	-
Q87901	Child care services	-	-	-	-	1
Q87903	Caring for the aged and orphans	s	s	s	s	s
Q87909	Other residential care activities, n.e.c.	-	-	-	-	-
Q88901	Welfare and guidance counseling activities for children and adolescents	s	s	s	s	s
Q88902	Child-care activities (including for the handicapped)	-	-	-	-	-
Q88904	Charitable activities	-	-	-	-	-
Q88909	Other social work activities without accommodation, n.e.c.	-	-	-	-	-

s - Data suppressed

# Appendix 1 – 2010 Annual Survey of Philippine Business and Industry Questionnaire (ASPBI Form 5)



**NATIONAL  
STATISTICS  
OFFICE**

ASPBI Form 5  
NSCB Approval No. NSO-1102-05  
Expires 31 March 2012

## 2010 ANNUAL SURVEY OF PHILIPPINE BUSINESS AND INDUSTRY

<b>BUSINESS AND SERVICES</b> January – December 2010

### OBJECTIVE

The **2010 Annual Survey of Philippine Business and Industry (ASPBI)** will provide key measures on the performance, structure and trends of businesses and industries that will be used for planning and policy formulation by the government and private sectors.

### AUTHORITY

The information sought is collected under the authority of **COMMONWEALTH ACT 591**. The Act authorizes the **National Statistics Office** to collect information from businesses and industries. Any person who fails or refuses to accomplish this questionnaire shall, upon conviction, be punished as provided for in **Section 3** of this same **Act**.

### CONFIDENTIALITY

**Section 4** of **CA 591** provides that all information furnished this Office will be kept strictly **CONFIDENTIAL** and shall not be used for purposes of taxation, investigation or regulation.

### REFERENCE PERIOD

Report should refer to the period from **January 1** to **December 31, 2010**.

### E-QUESTIONNAIRE

To facilitate the accomplishment of this questionnaire, an electronic copy will be sent to the e-mail account of the contact person in your establishment. The e-questionnaire can also be downloaded from the NSO Website, [www.census.gov.ph/aspbi/eqst](http://www.census.gov.ph/aspbi/eqst). Submit the accomplished e-questionnaire to [e.deguzman@census.gov.ph](mailto:e.deguzman@census.gov.ph) within 15 days upon receipt.

### DUE DATE

Duly accomplished form should be submitted to NSO or to the authorized representative **ON** or **BEFORE**

### INQUIRIES

For inquiries please contact:

CARMELITA N. ERICTA  
Administrator

Tel. No. \_\_\_\_\_

E-mail Address \_\_\_\_\_

or E-mail: [e.deguzman@census.gov.ph](mailto:e.deguzman@census.gov.ph)

### GENERAL INSTRUCTIONS

- Provide best estimates if exact figures are not available in your records. Indicate N.A. for items not applicable.
- Refer to the relevant explanatory notes and definitions provided in specific items when providing responses for each item.
- Include only Philippine-based activities, including imports and exports, of this establishment.
- Mark (✓) only **one box**, unless instructed otherwise.

### FOR NSO USE ONLY

FN		QN	QR	ECN													
IND				PROV-MUN				BGY			SZ	LO	EO				



⇒ Page 2	PLEASE ENTER ON THE APPROPRIATE SPACE OR BOX THE DATA REQUESTED.
----------	--

**GENERAL INFORMATION ABOUT THE ESTABLISHMENT**

**1. Business and Registered Name in 2010, Company Website and Tax Identification Number (TIN)**

A. Business Name: \_\_\_\_\_

B. Registered Name: \_\_\_\_\_

C. Company Website: \_\_\_\_\_

D. TIN: \_\_\_\_\_

**2. Economic Activity or Business in 2010**  
*Describe in detail the main and other activities of this establishment.*

DO NOT FILL (For NSO Use Only)

A. **Main Activity** (Refers to the activity that contributes the biggest or major portion of the gross income or revenue of this establishment)

\_\_\_\_\_

B. **Major products/goods produced or sold and/or type of service rendered** (Specify)

\_\_\_\_\_

C. **Secondary/Other Activities**

\_\_\_\_\_

**3. Year Started Operation**  
*Indicate the year when this establishment started operation regardless of its location in the Philippines.*

**4. Legal Organization in 2010**  
*Mark (✓) the box corresponding to the best description of the establishment.*

1 ☐ Single Proprietorship

2 ☐ Partnership

3 ☐ Government Corporation

4 ☐ Stock Corporation

5 ☐ Non-stock, Non-profit Corporation

6 ☐ Cooperative

7 ☐ Others,  
Specify: \_\_\_\_\_

**5. Economic Organization in 2010**  
*Mark (✓) the box corresponding to the best description of the establishment.*

1 ☐ Single Establishment

2 ☐ Branch only  
⇒ Provide details of Main Office below

3 ☐ Establishment and main office  
(both located in the same address and with branches elsewhere)

4 ☐ Main Office only

5 ☐ Ancillary unit other than Main Office  
⇒ Provide details of Main Office below

**Single Establishment** is an establishment which has neither branch nor main office. It may have ancillary unit/s, other than main office, located elsewhere.

**Branch** is an establishment which has a separate main office located elsewhere.

**Main office** is the unit which controls, supervises and directs one or more establishments of an enterprise.

**Ancillary unit** is the unit that operates primarily or exclusively for a related establishment or group of related establishments or its parent establishment and provides goods or services that support but do not become part of the output of those establishments.

A. **Name of Main Office** \_\_\_\_\_

B. **Address of Main Office** \_\_\_\_\_

C. **Contact Person in Main Office**

(1) Name \_\_\_\_\_

(2) Title/Designation \_\_\_\_\_

(3) Tel. No. \_\_\_\_\_

(4) Fax No. \_\_\_\_\_

(5) E-mail \_\_\_\_\_

**6. Capital Participation as of 31 December 2010**  
*Indicate the percent share of the nationality of the stockholder.*

**Capital participation** refers to the claims of individuals against capital/equity by foreign and/or local investors.

1 Filipino _____%	5 German _____%	9 Taiwanese _____%
2 American _____%	6 Japanese _____%	10 Others, <b>Specify:</b> _____%
3 British _____%	7 Korean _____%	
4 Chinese _____%	8 Singaporean _____%	

Continued on Page 3

⇒ Page 3	PLEASE ENTER ON THE APPROPRIATE SPACE OR BOX THE DATA REQUESTED.
----------	--

<b>EMPLOYMENT</b>		
<b>7. Number of Paid Employees Who Worked for this Establishment as of 15 November 2010</b>		
<b>INCLUDE:</b> <ul style="list-style-type: none"> <li>Full-time/part-time employees working in or for the establishment and receiving regular pay</li> <li>Employees working away from this establishment paid by and under the control of this establishment</li> <li>Employees on sick or maternity leave</li> <li>Employees on paid vacation or holiday</li> <li>Employees on strike</li> <li>Directors of corporations working for pay</li> <li>Executives/managers and other officers of the same category</li> <li>Working owners receiving regular pay</li> <li>Apprentices and learners receiving regular pay</li> <li>Any other employee receiving regular pay not reported above</li> </ul>		<b>EXCLUDE:</b> <ul style="list-style-type: none"> <li>Directors paid solely for their attendance at meetings of Board of Directors</li> <li>Consultants</li> <li>Workers on indefinite leave</li> <li>Working owners/members of cooperatives who do not receive regular pay</li> <li>Homeworkers</li> <li>Workers receiving commissions only</li> </ul>
<b>PAID EMPLOYEES BY SEX</b>	<b>LN NO</b>	<b>NUMBER</b>
a. Male	01	
b. Female	02	
c. <b>Total</b> (sum of a and b)	03	
<b>8. Number of Unpaid Workers Who Worked for this Establishment as of 15 November 2010</b>		
<b>INCLUDE:</b> <ul style="list-style-type: none"> <li>Working owners who do not receive regular pay</li> <li>Apprentices and learners without regular pay</li> <li>Persons working for at least 1/3 of the time normal to the establishment without regular pay</li> </ul>		<b>EXCLUDE:</b> <ul style="list-style-type: none"> <li>Silent or inactive business partners</li> </ul>
<b>UNPAID WORKERS BY SEX</b>	<b>LN NO</b>	<b>NUMBER</b>
a. Male	01	
b. Female	02	
c. <b>Total</b> (sum of a and b)	03	
<b>9. Total Employment of this Establishment as of 15 November 2010</b>		
<b>TOTAL EMPLOYMENT BY SEX</b>	<b>LN NO</b>	<b>NUMBER</b>
a. Male (sum of 7a and 8a)	01	
b. Female (sum of 7b and 8b)	02	
c. <b>Total</b> (sum of a and b)	03	
<b>PRODUCTION/CONSTRUCTION WORKERS AND HOURS WORKED</b>		
<b>10. Number of Production/Construction Workers as of 15 November 2010 (Not Applicable)</b>		
<b>11. Total Hours Worked by Production/Construction Workers in 2010 (Not Applicable)</b>		

Continued on Page 4

⇒ Page 4	PLEASE ENTER ON THE APPROPRIATE SPACE OR BOX THE DATA REQUESTED.
----------	--

COMPENSATION				
<b>12. Gross Salaries and Wages, Separation Pay, etc. Paid by this Establishment to its Employees in 2010</b>				
<p><b>Gross salaries and wages</b> refer to payments in cash or in kind prior to any deductions for employee's contributions to SSS/GSIS, withholding tax, etc.</p> <table border="1"> <tr> <td> <p><b>INCLUDE:</b></p> <ul style="list-style-type: none"> <li>• Total basic pay</li> <li>• Overtime pay (payment given for extra hours worked)</li> <li>• Vacation, sick and maternity leave pay</li> <li>• Bonuses</li> <li>• Food, uniforms, housing and cost of living allowances</li> <li>• Commissions paid for salaried employees</li> <li>• Commutable transportation and representation allowances</li> </ul> </td> <td> <p><b>EXCLUDE:</b></p> <ul style="list-style-type: none"> <li>• Cost of working clothes</li> <li>• Reimbursable transportation and representation allowances</li> <li>• Separation, retirement/terminal pay, gratuities, etc.</li> </ul> </td> </tr> </table>			<p><b>INCLUDE:</b></p> <ul style="list-style-type: none"> <li>• Total basic pay</li> <li>• Overtime pay (payment given for extra hours worked)</li> <li>• Vacation, sick and maternity leave pay</li> <li>• Bonuses</li> <li>• Food, uniforms, housing and cost of living allowances</li> <li>• Commissions paid for salaried employees</li> <li>• Commutable transportation and representation allowances</li> </ul>	<p><b>EXCLUDE:</b></p> <ul style="list-style-type: none"> <li>• Cost of working clothes</li> <li>• Reimbursable transportation and representation allowances</li> <li>• Separation, retirement/terminal pay, gratuities, etc.</li> </ul>
<p><b>INCLUDE:</b></p> <ul style="list-style-type: none"> <li>• Total basic pay</li> <li>• Overtime pay (payment given for extra hours worked)</li> <li>• Vacation, sick and maternity leave pay</li> <li>• Bonuses</li> <li>• Food, uniforms, housing and cost of living allowances</li> <li>• Commissions paid for salaried employees</li> <li>• Commutable transportation and representation allowances</li> </ul>	<p><b>EXCLUDE:</b></p> <ul style="list-style-type: none"> <li>• Cost of working clothes</li> <li>• Reimbursable transportation and representation allowances</li> <li>• Separation, retirement/terminal pay, gratuities, etc.</li> </ul>			
	LN NO	VALUE IN PESOS (Omit Centavos)		
a. Gross Salaries and Wages	01			
b. Separation/Retirement/Terminal Pay, Gratuities, etc.	02			

<b>13. Total Employer's Contribution in 2010</b>		
<p><b>Include</b> employer's contribution paid by this establishment to SSS/GSIS, Employees Compensation Commission (ECC), PhilHealth, PAG-IBIG, etc.</p>		
	LN NO	VALUE IN PESOS (Omit Centavos)
Total Employer's Contribution to SSS/GSIS, ECC, PhilHealth, PAG-IBIG, etc.	01	

REVENUE		
<b>14. Total Revenue in 2010</b>		
<p><b>Revenue</b> refers to cash received and receivables for services rendered and goods sold.</p> <p><b>Valuation:</b> Services rendered and goods sold should be in <b>producer price</b> net of discounts and allowances.</p> <p><b>Producer price</b> is the amount receivable by the producer from the purchaser for a unit of a product (good or service produced) as output, minus any VAT or similar deductible tax, invoiced to the purchaser. It excludes any transport charges invoiced separately by the producer.</p> <p><b>INCLUDE:</b></p> <ul style="list-style-type: none"> <li>• Revenue from transactions within and outside the country.</li> <li>• Services rendered and goods transferred to other establishments belonging to the same enterprise as this establishment which should be treated as sales and valued as if sold to a customer or <b>valued at cost</b>.</li> </ul> <p><b>EXCLUDE:</b></p> <ul style="list-style-type: none"> <li>• Subsidies received.</li> </ul>		
TYPE OF REVENUE	LN NO	VALUE IN PESOS (Omit Centavos)
a. Revenue from main activity (Report revenue from main activity if engaged in Transportation and storage activities; Accommodation and food service activities; Information and communication activities; Professional, scientific and technical activities; Administrative and support service activities; Education services; Human health and social work activities; Arts, entertainment and recreation activities; and Other services activities. <b>INCLUDE:</b> Donations and grants for social work activities.)(sum of 1 and 2)	01	
<b>Specify:</b> _____		
1. Revenue from transactions within the country	02	
2. Revenue from transactions outside the country	03	

Continued on Page 5

⇒ Page 5	PLEASE ENTER ON THE APPROPRIATE SPACE OR BOX THE DATA REQUESTED.	
REVENUE (cont.)		
TYPE OF REVENUE	LN NO	VALUE IN PESOS (Omit Centavos)
b. Interest income ( <b>INCLUDE:</b> Interest on finance leases; Earnings on discounted bills; Interest from deposits in banks and other financial institutions; Interest/discounts on loans, deposits, financing, bonds, money market; etc.)	04	
c. Real estate sales ( <b>INCLUDE:</b> Real estate sales for residential and non-residential, memorial lots and columbarium vaults.)	05	
d. Insurance premiums ( <b>INCLUDE:</b> Net premiums earned from insurance and pension funding activities.)	06	
e. Value of industrial services done for others ( <b>INCLUDE:</b> Industrial repair; Maintenance and installation work; etc.)	07	
f. Value of non-industrial services done for others (sum of 1 to 4)	08	
1. Rent income from land	09	
2. Rental income from building and structures	10	
3. Other rental income ( <b>INCLUDE:</b> Income from renting of machinery and transport equipment without operator; personal and household goods such as wearing apparel, furniture, electrical appliances, audio-video machines and tapes, sports and recreational equipment, books, journals and magazines and ornamental objects, etc.)	11	
4. Other non-industrial services done for others ( <b>INCLUDE:</b> Income from storage, communication and warehousing; Income from freight, research, consultancy, and other professional and business services; Management fees; Subscriptions and	12	
g. Dividend income	13	
h. Commissions and fees earned ( <b>INCLUDE:</b> Commission income; Income earned from wholesale on a fee or contract basis; Income earned through agents and brokers; Income earned from real estate activities on a fee or contract basis.)	14	
i. Delivery charges separately invoiced to customers	15	
j. Service charges (A separate charge made for the administration of a loan or other service.)	16	
k. Value of goods for resale (Receipts from goods sold in the same condition as purchased.)	17	
l. Royalty income (Payment received for trademarks, copyrights and patents or secrecy. Copyrights, patents or secrecy may take the form of books, recordings, files, software, tapes, disks, etc.)	18	
m. Franchise income (Payment received for license to make, distribute or sell a product or service.)	19	
n. Foreign exchange gains	20	
o. Other income ( <b>INCLUDE:</b> Service charges; Gain on sale of investment and marketable securities; and all other income not included elsewhere) <b>Specify:</b> _____	21	
p. <b>Total revenue</b> (sum of a to o)	22	
q. Specify the nature and amount of the single largest item included in <b>Other income</b> (reported in item 14.o) <b>Specify:</b> _____	LN NO	VALUE IN PESOS (Omit Centavos)
	23	
SUBSIDIES	LN NO	VALUE IN PESOS (Omit Centavos)
<b>15. Subsidies Received by this Establishment from the Government in 2010</b> <b>Subsidies</b> refer to special grants received from the government in the form of financial assistance or tax exemption or tax privilege to aid and develop an industry. <b>INCLUDE:</b> Price support and price discount, interest rate subsidy, Import subsidies, Direct subsidies on export, Subsidies resulting from multiple exchange rates, Subsidies on products used domestically, Subsidies to public corporations and quasi-corporations, Subsidies on payroll or workforce and Subsidies to reduce pollution.)	01	

Continued on Page 6

⇒ Page 6	PLEASE ENTER ON THE APPROPRIATE SPACE OR BOX THE DATA REQUESTED.	
COST		
<b>16. Total Cost Incurred in 2010</b>		
<p><b>Cost</b> refers to all expenses incurred during the year whether paid or payable.</p> <p><b>Valuation:</b> Goods and services should be in <b>purchaser price</b>.</p> <p><b>Purchaser price</b> is the amount paid by the purchaser, excluding any VAT or similar deductible tax, in order to take delivery of a unit of a good or service. It includes any transport charges paid separately by purchaser to take delivery at the required time and place.</p> <p><b>INCLUDE:</b> Goods received from and services rendered by other establishments belonging to the same enterprise as this establishment. These should be <b>valued as though purchased</b>.</p> <p><b>EXCLUDE:</b> Compensation of employees (Salaries and wages, separation/retirement/terminal pay, gratuities, SSS/GSIS, ECC, PhilHealth and PAG-IBIG contributions are reported in Items 12 and 13.)</p>		
<b>TYPE OF COST</b>	<b>LN NO</b>	<b>VALUE IN PESOS</b> (Omit Centavos)
a. Materials and supplies purchased ( <b>INCLUDE:</b> Office supplies; Food, drinks and other restaurant supplies; Linens and other hotels, motels and lodging materials; Instructional and academic materials (for education establishments); Medical, surgical and dental supplies; Subsistence supplies for patients (for health establishments); Wrapping and packing materials; Small tools and materials for repairs and maintenance; Non-durable tools; Working clothes; and Other supplies.)	01	
b. Insurance claims paid	02	
c. Real estate purchased for sale ( <b>INCLUDE:</b> Development cost of real estate purchased.)	03	
d. Fuels, lubricants, oils and greases purchased ( <b>INCLUDE:</b> Diesel or bunker oil, LPG, kerosene, wood, coal and charcoal.)	04	
e. Electricity and water purchased	05	
f. Cost of industrial services done by others (sum of 1 and 2)	06	
1. Contract and commission work done by others	07	
2. Other industrial services ( <b>INCLUDE:</b> Industrial repair; Maintenance and installation work; Drydocking.)	08	
g. Cost of non-industrial services done by others (sum of 1 to 4)	09	
1. Rent expense for land	10	
2. Rental expense for building and structures	11	
3. Other rental expense ( <b>INCLUDE:</b> Rental expense for machinery and transport equipment.)	12	
4. Other non-industrial services ( <b>INCLUDE:</b> Bank charges excluding interest; Insurance expense; Commission expense for non-regularly paid employees; Communication expense; Professional, business and other service fees; Transportation, representation and entertainment expense; Storage and warehousing fees, stevedoring, forwarding and other freight charges; Advertising and promotional expense; Financial services, excluding interest payment; Management fee; Janitorial, security and messengerial service fees, etc.)	13	
h. Interest expense (Interest paid for loans obtained from banks and other financial institutions. <b>INCLUDE:</b> Interest in respect of finance leases. <b>EXCLUDE:</b> Bank charges other than interest.)	14	
i. Goods purchased for resale ( <b>INCLUDE:</b> Acquisition cost of goods purchased for resale without transformation or processing.)	15	
j. Taxes on product and production (Taxes incidental to the production or sale of goods and services chargeable as expenses. <b>INCLUDE:</b> Net value added tax, Sales Tax, Import and export duties, Excise tax, Gross receipts tax, Business licenses, Real estate tax, Road tax, Environmental tax, etc., <b>EXCLUDE:</b> Income tax.)	16	

Continued on Page 7

⇒ Page 7	PLEASE ENTER ON THE APPROPRIATE SPACE OR BOX THE DATA REQUESTED.
----------	--

COST (cont.)		
TYPE OF COST	LN NO	VALUE IN PESOS (Omit Centavos)
k. Research and experimental development expense ( <i>Amount spent on any systematic and creative work undertaken to increase the stock of knowledge and the use of this knowledge to create new or improved products, processes, services and other applications.</i> )	17	
l. Environmental protection expense ( <i>Cost incurred for the prevention, reduction and elimination of pollution as well as any degradation of the environment. <b>INCLUDE:</b> Cost of environmental protection services like wastewater treatment, etc.</i> )	18	
m. Royalty fee ( <i>Expense for trademarks, copyrights, patents or secrecy.</i> )	19	
n. Franchise fee ( <i>Expense paid for license to make, distribute or sell a product or service.</i> )	20	
o. Foreign exchange losses	21	
p. Bad and doubtful debts ( <b>INCLUDE:</b> <i>Bad debts, doubtful debts, and/or provision for bad and doubtful debts. Report net of bad debts recovered.</i> )	22	
q. Depreciation of tangible fixed assets in 2010	23	
r. Other cost ( <b>INCLUDE:</b> <i>Payout and all other cost not included elsewhere</i> <b>EXCLUDE:</b> <i>Salaries and wages; Employer's contribution; Losses and damages; Amortization; Sales tax and excise duties payable to the government; Income tax and other direct tax; Unrealized gains from revaluation of assets; etc.</i> ) <b>Specify:</b> _____	24	
s. <b>Total cost</b> ( <i>sum of a to r</i> )	25	

t. Specify the nature and amount of the single largest item included in <b>Other cost</b> ( <i>reported in Item 16.r</i> )  <b>Specify:</b> _____	LN NO	VALUE IN PESOS (Omit Centavos)
	26	

Continued on Page 8

## CAPITAL EXPENDITURES AND SALE OF TANGIBLE FIXED ASSETS, INCLUDING LOSSES AND DAMAGES

## 17. Capital Expenditures and Sale of Tangible Fixed Assets, Including Losses and Damages in 2010

**Tangible Fixed Assets** refer to physical assets (tangible) acquired and for use of this establishment and expected to have a productive life of more than one year. These include land; buildings, other structures and land improvements; transport equipment; machinery and equipment; and other fixed assets.

**INCLUDE:**

- Tangible fixed assets received from other establishments belonging to the same enterprise as this establishment should be valued as though purchased.
- Delivery charges and installation cost, taxes and other necessary fees (import duties, registration fees, etc.)

**EXCLUDE:**

- Financing cost

**Capital expenditures for tangible fixed assets** refer to the full value of tangible fixed assets **acquired in 2010** whether or not full payments have been made.

**Sale of tangible fixed assets** refers to the actual amount received/realized (**not** book value) from the sale of tangible fixed assets during the year including the value of tangible fixed assets transferred to other establishments of the same enterprise.

**Losses and damages** refer to the decrease in the book value of tangible fixed assets due to theft, major catastrophe, and other accidental destructions.

TYPE OF TANGIBLE FIXED ASSETS	LN NO	VALUE IN PESOS (Omit Centavos)			
		CAPITAL EXPENDITURES FOR TANGIBLE FIXED ASSETS		SALE OF TANGIBLE FIXED ASSETS	LOSSES AND DAMAGES
		Total	Percent Directly Imported		
		(1)	(2)	(3)	(4)
a. Land ( <b>INCLUDE:</b> Land used in the operation of business.)	01				
b. Buildings, other structures and land improvements ( <b>INCLUDE:</b> Leasehold improvements; Major repair, renovations and additions.)	02				
c. Transport equipment ( <b>INCLUDE:</b> Aircrafts, ships/vessels, trains, buses, cars, delivery trucks and other transport equipment.)	03				
d. Machinery and equipment (sum of 1 and 2)	04				
1. ICT machinery and equipment ( <b>INCLUDE:</b> Computer and peripherals; Telecommunications equipment and apparatus.)	05				
2. Other machinery and equipment ( <b>INCLUDE:</b> Electronic machinery and equipment other than telecommunications; Furniture and fixtures.)	06				
e. Valuables ( <b>INCLUDE:</b> Precious, stones and metals; Paintings; Sculptures; Antiques; etc.)	07				
f. Other tangible fixed assets not included above <b>Specify:</b> _____	08				
g. <b>Total</b> (sum of a to f)	09				

Continued on Page 9

⇒ Page 9	PLEASE ENTER ON THE APPROPRIATE SPACE OR BOX THE DATA REQUESTED.	
CAPITAL EXPENDITURES FOR ALL TANGIBLE FIXED ASSETS BY MODE OF ACQUISITION		
<b>18. Capital Expenditures for All Tangible Fixed Assets by Mode of Acquisition in 2010</b> ⇒ Report the full value of all tangible fixed assets acquired in 2010 by mode of acquisition. Total in this item should be equal to the <b>Total</b> reported in Item 17 column 1.		
<p><b>New tangible fixed assets</b> refer to brand new tangible fixed assets acquired during the year, including directly/newly imported tangible fixed assets. <b>Directly/newly imported tangible fixed assets</b> are considered new whether or not they were used before they were imported.</p> <p><b>Major alterations and improvements on tangible fixed assets</b> are done to increase the performance or capacity of existing fixed assets or to significantly extend their expected useful lives.</p> <p><b>Used tangible fixed assets</b> refer to those that have been previously used within the country.</p> <p><b>Tangible fixed assets produced on own account</b> refer to the physical assets produced by the establishment for its own use. It should be valued as the cost of all work put in place including overhead cost.</p>		
<b>MODE OF ACQUISITION</b>	<b>LN NO</b>	<b>VALUE IN PESOS</b> (Omit Centavos)
a. New fixed assets	01	
b. Major alterations and improvements on tangible fixed assets	02	
c. Land and used tangible fixed assets	03	
d. Tangible fixed assets produced on own account	04	
e. <b>Total</b> (sum of a to d)	05	
CAPITAL EXPENDITURES FOR INTANGIBLE ASSETS		
<b>19. Capital Expenditures for Intangible Assets in 2010</b> ⇒ Report the full value of all intangible fixed and non-produced assets acquired in 2010.		
<b>TYPE OF INTANGIBLE ASSETS</b>	<b>LN NO</b>	<b>VALUE IN PESOS</b> (Omit Centavos)
a. Intangible non-produced assets ( <b>INCLUDE:</b> Purchased goodwill; Patents; Trademarks; Franchises; Licenses; Copyrights; Leases and other transferable contracts.)	01	
b. Computer software and databases ( <b>INCLUDE:</b> Computer programs; Systems and applications software purchased; Computer software developed in-house; Computer databases purchased; and Computer databases developed in-house.)	02	
c. Entertainment, literary and artistic originals ( <b>INCLUDE:</b> Original films, sound recordings, manuscripts, tapes, models, etc., on which drama performances, radio and television programming, musical performances, sporting events, literary and artistic output, etc., are recorded.)	03	
d. Other intangible assets ( <b>INCLUDE:</b> Other produced intangible asset not included above.)	04	
e. <b>Total</b> (sum of a to d)	05	

Continued on Page 10



⇒ Page 10	PLEASE ENTER ON THE APPROPRIATE SPACE OR BOX THE DATA REQUESTED.	
BOOK VALUE OF TANGIBLE FIXED ASSETS		
<b>20. Book Value of Tangible Fixed Assets as of 31 December 2010</b>		
<div style="border: 1px solid black; padding: 5px;"> <b>Book value</b> refers to the initial or acquisition cost of tangible fixed assets <u>less</u> accumulated depreciation charges. Also include in Book Value as of December 31, the capital expenditures for the corresponding tangible fixed assets.         </div>		
<b>TYPE OF FIXED ASSETS</b>	<b>LN NO</b>	<b>VALUE IN PESOS</b> (Omit Centavos)
a. Land ( <b>INCLUDE:</b> Land used in the operation of business.)	01	
b. Buildings, other structures and land improvements ( <b>INCLUDE:</b> Leasehold improvements; Major repairs, renovations and addition.)	02	
c. Transport equipment ( <b>INCLUDE:</b> Aircrafts, ships/vessels, trains, buses, cars, delivery trucks and Other transport equipment.)	03	
d. Machinery and equipment (sum of 1 and 2)	04	
1. ICT machinery and equipment ( <b>INCLUDE:</b> Computer and peripherals; Telecommunications equipment and apparatus.)	05	
2. Other machinery and equipment ( <b>INCLUDE:</b> Electronic machinery and equipment other than telecommunications; Furniture and fixtures.)	06	
e. Valuables ( <b>INCLUDE:</b> Precious stones and metals; Paintings; Sculptures; Antiques; etc.)	07	
f. Other fixed assets not included above, <b>Specify:</b> _____	08	
g. <b>Total</b> (sum of a to f)	09	
BOOK VALUE OF INTANGIBLE ASSETS		
<b>21. Total Value of Intangible Assets as of 31 December 2010</b>		
<b>TYPE OF INTANGIBLE ASSETS</b>	<b>LN NO</b>	<b>VALUE IN PESOS</b> (Omit Centavos)
a. Intangible non-produced assets ( <b>INCLUDE:</b> Goodwill; Patents; Trademarks; Franchises; Licenses; Copyrights; Leases and other transferable contracts.)	01	
b. Computer software and databases ( <b>INCLUDE:</b> Computer programs; Systems and applications software purchased; Computer software developed in-house; Computer databases purchased; Computer databases developed in-house.)	02	
c. Entertainment, literary and artistic originals ( <b>INCLUDE:</b> Original films, sound recordings, manuscripts, tapes, models, etc., on which drama performances, radio and television programming, musical performances, sporting events, literary and artistic output, etc., are recorded.)	03	
d. Other intangible assets ( <b>INCLUDE:</b> Other produced intangible asset not included above.)	04	
e. <b>Total</b> (sum of a to d)	05	
CAPACITY UTILIZATION		
<b>22. Average Capacity Utilization Rate of this Establishment in 2010</b> (Not Applicable)		

Continued on Page 11

⇒ Page 11	PLEASE ENTER ON THE APPROPRIATE SPACE OR BOX THE DATA REQUESTED.
-----------	--

**INVENTORIES**

**23. Inventories in 2010**

***Inventories** refer to stocks of goods owned by or under the control of the establishment as of a fixed date, regardless of where the stocks are located.*

***Valuation** should be at current replacement cost in **purchaser's price** at the indicated dates.*

***Replacement cost** is the cost of an item in terms of its present price rather than its original cost.*

TYPE OF INVENTORIES	LN NO	VALUE IN PESOS (Omit Centavos)	
		As of 1 January 2010 (1)	As of 31 December 2010 (2)
a. Real estate for sale	01		
b. Materials and supplies	02		
c. Fuels, lubricants, oils and greases	03		
d. Goods for resale	04		
e. Others, <i><b>Specify:</b></i> _____	05		
f. <b>Total</b> (sum of a to e)	06		

**24. Branches, Divisions, Plants Owned or Controlled (for Main Office)**

⇒ Please use additional sheets if necessary.

*List name, address, total employment as of 15 November 2010 and year started operation of branches, divisions, plants, or other establishments that this establishment owns or controls.*

	NAME OF BRANCH/ DIVISION/PLANT (1)	ADDRESS (2)	TOTAL EMPLOYMENT as of 15 November 2010 (3)	YEAR STARTED OPERATION (4)	DO NOT FILL (For NSO Use Only) PRV/MUN/BGY ECN (5)
1					
2					
3					
4					
5					

Continued on Page 12

⇒ Page 12	PLEASE ENTER ON THE APPROPRIATE SPACE OR BOX THE DATA REQUESTED.
-----------	--

## 25. REMARKS

⇒

**CERTIFICATION**

I hereby certify that this report for the period \_\_\_\_\_ to \_\_\_\_\_ has been completed as accurately as the records of this establishment allow and with the best estimates in some instances.

Name \_\_\_\_\_

Signature \_\_\_\_\_

Position Title/Designation \_\_\_\_\_

Date \_\_\_\_\_

**CONTACT PERSON**

Person to be contacted for queries regarding this form:

Name \_\_\_\_\_

Address \_\_\_\_\_

Position Title/Designation \_\_\_\_\_

Tel. No. \_\_\_\_\_ Fax No. \_\_\_\_\_

Email Address \_\_\_\_\_

**DO NOT FILL (FOR NSO USE ONLY)**

Activity	Name	Signature	Number of items	Date
Distributed by				/ /
Collected by				/ /
Field Edited by				/ /
Manually Edited by				/ /
Edited/Coded by CO				/ /
Verified by CO				/ /

**THANK YOU FOR ACCOMPLISHING THIS FORM!**

## 2010 ASPBI Sampling Rates by Industry and Employment Stratum

INDUSTRY	Sampling Rates by Employment Stratum				
	1-9	10-19	20-49	50-99	100 & Over
Agriculture, Forestry, and Fishing	10%	15%	25%	50%	100%
Mining and Quarrying	100%	100%	100%	100%	100%
Manufacturing					
C19200 - [Manufacture of refined petroleum products]	100%	100%	100%	100%	100%
C19900 - [Manufacture of other fuel products]	100%	100%	100%	100%	100%
C23940 - [Manufacture of cement]	100%	100%	100%	100%	100%
C26110 - [Manufacture of electronic valves and tubes]	100%	100%	100%	100%	100%
C26120 - [Manufacture of semi-conductor devices and other electronic]	100%	100%	100%	100%	100%
C26200 - [Manufacture of computers and peripheral equipment and]	100%	100%	100%	100%	100%
C26300 - [Manufacture of communication equipment]	100%	100%	100%	100%	100%
C26400 - [Manufacture of consumer electronics]	100%	100%	100%	100%	100%
Other Industries	10%	15%	25%	50%	100%
Electricity, Gas, Steam, and Air Conditioning Supply	100%	100%	100%	100%	100%
Water Supply; Sewerage, Waste Management and Remediation Activities	10%	15%	25%	50%	100%
Construction	10%	15%	25%	50%	100%
Wholesale and Retail Trade; Repair of Motor Vehicles and Motorcycles					
G46510 - [Wholesale of computers, computer peripheral equipment and]	100%	100%	100%	100%	100%
G46521 - [Wholesale of electronic valves and tubes]	100%	100%	100%	100%	100%
G46522 - [Wholesale of semi-conductor devices]	100%	100%	100%	100%	100%
G46523 - [Wholesale of micro-chips and integrated circuits]	100%	100%	100%	100%	100%
G46524 - [Wholesale of printed circuits]	100%	100%	100%	100%	100%
G46526 - [Wholesale of telephone and communications equipment including parts and accessories]	100%	100%	100%	100%	100%
Other Industries	10%	15%	25%	50%	100%
Transportation and Storage	10%	15%	25%	50%	100%
Accommodation and Food Service Activities	10%	15%	25%	50%	100%
Information and Communication					
J58110 - [Book publishing]	100%	100%	100%	100%	100%
J58130 - [Publishing of newspapers, journals and periodicals]	100%	100%	100%	100%	100%
J58190 - [Other publishing activities]	100%	100%	100%	100%	100%
J58200 - [Software publishing]	100%	100%	100%	100%	100%
J59110 - [Motion picture, video and television programme activities]	100%	100%	100%	100%	100%
J59120 - [Motion picture, video and television programme post-production]	100%	100%	100%	100%	100%
J59130 - [Motion picture, video and television programme distribution activities]	100%	100%	100%	100%	100%
J59140 - [Motion picture projection activities]	100%	100%	100%	100%	100%
J59201 - [Sound recording activities]	100%	100%	100%	100%	100%
J59202 - [Publishing of music]	100%	100%	100%	100%	100%
J60101 - [Radio broadcasting and relay station and studios]	100%	100%	100%	100%	100%

## 2010 ASPBI Sampling Rates by Industry and Employment Stratum

INDUSTRY	Sampling Rates by Employment Stratum				
	1-9	10-19	20-49	50-99	100 & Over
J60201 - [Television broadcasting and relay stations and studios including closed circuit television services]	100%	100%	100%	100%	100%
J60202 - [Television program production]	100%	100%	100%	100%	100%
J61101 - [Wired (landline) services]	100%	100%	100%	100%	100%
J61102 - [Wired internet access service activities (e.g. dsl, leased line, dial-up)]	100%	100%	100%	100%	100%
J61103 - [Telegraph, facsimile/telefax, and telex services]	100%	100%	100%	100%	100%
J61109 - [Other wired telecommunications activities, including pay telephone]	100%	100%	100%	100%	100%
J61201 - [Wireless landline services]	100%	100%	100%	100%	100%
J61202 - [Mobile telecommunications services]	100%	100%	100%	100%	100%
J61203 - [Wireless internet access services (e.g. internet service provider,)]	100%	100%	100%	100%	100%
J61209 - [Other wireless telecommunication services, n.e.c.]	100%	100%	100%	100%	100%
J61300 - [Satellite telecommunications activities]	100%	100%	100%	100%	100%
J61902 - [Internet access in facilities open to the public service activities]	100%	100%	100%	100%	100%
J61909 - [Other telecommunications service activities, n.e.c.]	100%	100%	100%	100%	100%
J62010 - [Computer programming activities]	100%	100%	100%	100%	100%
J62020 - [Computer consultancy and computer facilities management activities]	100%	100%	100%	100%	100%
J62090 - [Other information technology and computer service activities]	100%	100%	100%	100%	100%
J63111 - [Data processing]	100%	100%	100%	100%	100%
J63112 - [Website hosting services]	100%	100%	100%	100%	100%
J63113 - [Application hosting services]	100%	100%	100%	100%	100%
J63910 - [News agency activities]	100%	100%	100%	100%	100%
J63990 - [Other information service activities, n.e.c.]	100%	100%	100%	100%	100%
Financial and Insurance Activities					
K64200 - [Activities of holding companies]	100%	100%	100%	100%	100%
Other Industries	10%	15%	25%	50%	100%
Real Estate Activities	10%	15%	25%	50%	100%
Professional, Scientific and Technical Activities	10%	15%	25%	50%	100%
Administrative and Support Service Activities	10%	15%	25%	50%	100%
Education	10%	15%	25%	50%	100%
Human Health and Social Work Activities	10%	15%	25%	50%	100%
Arts, Entertainment, and Recreation	10%	15%	25%	50%	100%
Other Service Activities					
S95110 - [Repair of computers and peripheral equipment]	100%	100%	100%	100%	100%
S95120 - [Repair of communications equipment]	100%	100%	100%	100%	100%
S95210 - [Repair of consumer electronics]	100%	100%	100%	100%	100%
Other Industries	10%	15%	25%	50%	100%





**SPECIAL ORDER NO. 2011- 7**

**TO** : ALL CONCERNED OFFICIALS AND EMPLOYEES

**SUBJECT** : Membership in the Committees and Working Groups of the 2010 ASPBI, SICT and SECE

**DATE** : January 5, 2010

To facilitate the planning activities and the smooth conduct of the 2010 Annual Survey of the Philippine Business and industry (ASPBI), 2010 Survey on Information and Communication Technology (SICT), and 2010 Survey on Energy Consumption of Establishments (SECE), the following officials and employees are hereby designated as members of Committees and Working Groups to perform specific functions in addition to their regular office duties:

**I. Steering Committee**

Chairman: Administrator - Carmelita N. Ericta

Vice-Chairman: Deputy Administrator - Paula Monina G. Collado

Members:

Director, Industry and Trade Statistics Department (ITSD) – Estela T. De Guzman

Director, Information and Resources Department – Valentino C. Abuan

Director, Household Statistics Department – Socorro D. Abejo

Director, General Administration Department – Fiel C. Pizarro

Regional Director, National Capital Region (NCR) – Lourdes V. Homecillo

Terms of Reference:

1. Provides overall direction for the implementation of the various activities of the 2010 ASPBI, SICT and SECE.
2. Approves survey design and field operation plans.
3. Approves work plans of committees and working groups.
4. Approves budget proposal and budgetary allocations.
5. Conducts regular quarterly meetings and other meetings as the need arises.

Secretariat: Statistician II, Business and Services Statistics Division (BSSD) – Mari-Belle D. Dy  
Statistician II, BSSD – Glen G. Polo

**II. Technical Committee**

Chairman: Director, ITSD – Estela T. De Guzman

Co-Chairman: Chief, Statistical Sampling and Operations Division (SSOD) - Elsie B. Solidum

Members:

RD, NCR – Lourdes V. Homecillo

RD, Region IVA – Rosalinda P. Bautista

RD, Region III – Edgardo G. Pare

Chief, BSSD - Katrina G. Esclamad

Chief, Economic Indices and Indicators Division (EIID) – Rosie B. Sta. Ana

OIC-Chief, Industry Statistics Division (ISD) – Dulce A. Regala

Chief, Information Technology Systems and Research Division (ITSRD) – Veronica P. Pido

Statistician IV, SSOD – Juanita B. Soriano

Statistician IV, BSSD – Apolinar F. Oblea

Statistician IV, Foreign Trade Statistics Section (FTSS) – Ma. Julieta P. Soliven

Statistician IV, ISD – Josephine S. Albino

Information Systems Analyst III, ITSRD – Noel P. Perez



Solicare Bldg. 1, R. Magsaysay Blvd. Sta. Mesa, Manila 1016  
P.O. Box 779, Manila Philippines  
Telephone: (632) 713-7074 • Telefax(632) 713-7073  
[www.census.gov.ph](http://www.census.gov.ph) • email address: [info@census.gov.ph](mailto:info@census.gov.ph)

## Appendix 3 - Continued

### Terms of Reference:

1. Reviews timetable of activities and work plans.
2. Reviews survey design including scope and coverage, data items, concepts and definitions.
3. Organizes consultative fora with stakeholders.
4. Reviews resource requirements (budget, hardware and manpower).
5. Monitors progress of Working Groups and resolves administrative, technical and operational issues that may arise.
6. Conducts regular monthly meetings and other meetings as the need arises.
7. Submits quarterly progress report to the Steering Committee.
8. Documents all proceedings of the Committee.
9. Performs other duties as directed by Steering Committee.

Secretariat: Statistician II, BSSD – Mari-Belle D. Dy  
Statistician II, BSSD – Glen G. Polo

### A. Working Group on Questionnaire Design, Manuals and Field Operations

Chairman: OIC-Chief, ISD – Dulce Regala  
Co-Chairman: Chief, BSSD – Katrina Esclamad  
Members:

Chief, SSOD – Elsie Solidum  
Statistician IV, ISD – Josephine Albino  
Statistician IV, EIID – Elena Varona  
Statistician III, BSSD – Anilor Fontanilla  
Statistician III, BSSD – Carole Blanco  
Statistician III, BSSD – Jean Floirendo  
Statistician III, ISD – Anita Brevia  
Statistician III, ISD – Felicidad Hebron  
Computer Programmer III, ITSRD – Renato Asuncion  
Computer Programmer III, ITSRD – Florencio Atentar  
Statistician II, BSSD – Felisa Abad  
Statistician II, BSSD – Emerson Aquino  
Statistician II, BSSD – Mari-Belle Dy  
Statistician II, BSSD – Glen Polo  
Statistician II, ISD – Jonyper Molejon  
Statistician II, ISD – Cherilyn Cosico  
Statistician II, ISD – Sharon Martinez

### Terms of Reference:

1. Designs ASPBI, SICT and SECE questionnaires and other forms.
2. Conducts pre-test of the questionnaires through Focus Group Discussions with data suppliers.
3. Prepares Field Operations Plan including spotchecking.
4. Prepares Field Operations and Processing Manual.
5. Prepares Central Office Processing Manual.
6. Prepares requirements for NSCB survey clearance.
7. Consolidates narrative reports on field operations including spotchecking.
8. Conducts bi-monthly meetings and other meetings as the need arises.
9. Submits monthly progress report to the Technical Committee
10. Documents all proceedings of the Working Group and prepares relevant chapter of the procedural history.
11. Performs other duties as directed by Technical Committee

Secretariat: Statistician I, ISD – Jennette Herrera  
Statistician I, ISD – Joyce Egsan  
Statistician I, ISD – Aldrich Erquiza

### B. Working Group on Sampling Design, Sample Selection and Estimation

Chairman: Chief, SSOD – Elsie Solidum  
Vice-Chairman: Statistician IV, SSOD – Juanita Soriano  
Members:

Statistician III, BSSD – Jean Floirendo  
Statistician III, EIID – Karen Firshan  
Statistician III, ISD – Felicidad Hebron  
Statistician III, SSOD – Nenita Rebarter  
Statistician III, SSOD – Mario Ilagan II  
Information Systems Analyst III, ITSRD – Noel Perez  
Computer Programmer II, ITSRD – Rosalinda Sacdalan  
Statistician I, SSOD – Myra Yepes

Terms of Reference:

1. Determines and recommends scope and coverage for the ASPBI, SICT and SECE.
2. Reviews and develops sampling design for the ASPBI, SICT and SECE.
3. Prepares estimation procedures.
4. Prepares materials and presents sampling design for review and approval of Technical Committee and Steering Committee.
5. Draws samples for ASPBI, SICT and SECE.
6. Prepares control list of samples.
7. Conducts bi-monthly meetings and other meetings as the need arises.
8. Submits monthly progress report to the Technical Committee.
9. Documents all proceedings of the Working Group and prepares relevant chapter of the procedural history.
10. Performs other duties as directed by Technical Committee.

Secretariat:     Statistician I, SSOD – Alex Polo  
                       Asst. Statistician, SSOD – Rizabelle Lorenzo  
                       Asst. Statistician, ITSD – Ismael Dayag Jr.

**C. Working Group on Training**

Chairman:       Statistician IV, FTSS – Ma. Julieta Soliven  
 Co-Chairman:   Statistician III, FTSS – Soraya de Guzman

Members:  
       Administrative Officer V, HRMD – Daisy Adlawan  
       Statistician III, SSOD – Nenita Rebarter  
       Computer Programmer III, ITSRD – Raymond Nimenio  
       Statistician II, BSSD – Belinda Intalan  
       Statistician II, BSSD – Glenda Angeles  
       Statistician II, EIID – Edgar Valerio Jr.  
       Statistician II, ISD – Thelma Lofranco  
       Statistician II, ISD – Jonyper Molejon  
       Statistician II, ISD – Cecilia Matienzo  
       Statistician I, ISD – Jose Alvin Almedilla  
       Statistician I, ISD – Marcelina Flores  
       Statistician I, FTSS – Epifanio Cruz Jr.

Terms of Reference:

1. Prepares training plan and training design.
2. Prepares training materials and travel order.
3. Consolidates Narrative Reports of training.
4. Prepares Evaluation Form for Trainers and Trainees
5. Prepares Training Evaluation Report.
6. Conducts bi-monthly meetings and other meetings as the need arises.
7. Submits monthly progress report to the Technical Committee.
8. Documents all proceedings of the Working Group and prepares relevant chapter of the procedural history.
9. Performs other duties as directed by Technical Committee.

Secretariat:     Statistician I, ISD – Robert Concepcion  
                       Asst. Statistician, SSOD – Leilan Suerte Lacbayan

**D. Working Group on Publicity and Data Dissemination**

Chairman:       Chief, EIID – Rosie Sta. Ana  
 Co-Chairman:   OIC-Chief, DISD – Vincent Morris Olaivar

Members:  
       PRO, Office of the Administrator – Cristy Oliveros  
       HRMO IV, Human Resource Management Division – Hilda Ballesfin  
       Statistician III, SSOD – Nenita Rebarter  
       Statistician III, EIID – Dulce Joy Sorino  
       Computer Programmer III, ITSRD – Renato Asuncion  
       Statistician II, BSSD – Belinda Intalan  
       Statistician II, BSSD – Glenda Angeles  
       Statistician II, EIID – Francis Manalili  
       Statistician II, EIID – Robert Alegre  
       Statistician II, ISD – Cecilia Matienzo  
       Statistician II, SSOD – Elizabeth Pajigal



## Appendix 3 - *Continued*

### Terms of Reference:

1. Plans and implements publicity program.
2. Plans and organizes data dissemination fora.
3. Prepares publication plans.
4. Conducts bi-monthly meetings and other meetings as the need arises.
5. Submits monthly progress report to the Technical Committee.
6. Documents all proceedings of the Working Group and prepares relevant chapter of the procedural history.
7. Performs other duties as directed by Technical Committee.

Secretariat: Statistician I, EIID – Teresita Miranda  
Statistician I, EIID – Aldrin Nofies

### **E. Working Group on Logistics and Budget Preparation**

Chairman: Statistician IV, BSSD – Apolinar Oblea  
Co-Chairman: Statistician III, ISD – Jennifer Pevidal  
Members:

Budget Officer IV, Budget Division – Evelyn Tolentino  
Administrative Officer IV, Supply - Federico Boncato Jr.  
Statistician III, EIID - Alicia Lorenzo  
Statistician II, BSSD – Wilfredo Montano Jr.  
Statistician II, BSSD – Ralph Bariata  
Statistician II, BSSD – Marivic Acosta  
Statistician II, ISD – Apolinario Rosario Jr.  
Statistician II, SSOD – Redempta Velilla  
Statistician I, BSSD – Harold Carpio  
Statistician I, FTSS – Epifanio Cruz Jr.  
Statistician I, BSSD – Blanca Niña Yabut  
Statistician I, BSSD – Randy Ami  
Statistician I, ISD – Jose Alvin Almedilla  
Statistician I, ISD – Jessica Eustacio  
Statistician I, SSOD – Alex Polo  
Statistician I, SSOD – Myra Yepes  
Freight Service Supervisor II, Administrative Services Division (ASD) – Vicente Cumagun

### Terms of Reference:

1. Prepares budget/cost estimate
2. Prepares workload and manpower requirements.
3. Prepares allocation of supplies and materials, forms, questionnaires and manuals.
4. Coordinates with ASD the procurement of supplies and materials
5. Coordinates with the printing of questionnaires, manual and forms.
6. Coordinates with shipment of questionnaires, manual and materials to field offices.
7. Conducts bi-monthly meetings and other meetings as the need arises.
8. Submits monthly progress report to the Technical Committee.
9. Documents all proceedings of the Working Group and prepares relevant chapter of the procedural history.
10. Performs other duties as directed by Technical Committee.

Secretariat: Statistician I, BSSD – John Paul Sacop  
Asst. Statistician, ITSD – Louis Ceralde

### **F. Working Group on Machine Processing**

Chairman: Chief, BSSD – Katrina Esclamad  
Co-Chairman: OIC-ISD – Dulce Regala  
Members:  
Chief, Information Technology Operations Division – Elpidio Nogales Jr.  
Statistician IV, ISD – Josephine Albino  
Information Systems Analyst III, ITSRD – Noel Perez  
Computer Programmer III, ITSRD – Raymond Nimenio  
Computer Programmer II, ITSRD – Enrique Maglalang  
Statistician III, BSSD – Carole Blanco  
Statistician III, BSSD – Anilor Fontanilla  
Statistician III, ISD – Anita Brevia  
Statistician III, SSOD – Mario Ilagan II

Statistician II, BSSD – Stephen Bello  
Statistician II, BSSD – Emerson Aquino  
Statistician II, BSSD – Ralph Bariata  
Statistician II, BSSD – Felisa Abad  
Statistician II, BSSD – Glen Polo  
Statistician II, ISD – Apolinario Rosario Jr.  
Statistician II, ISD – Thelma Lofranco  
Statistician II, ISD – Sharon Martinez  
Statistician II, ISD – Cherilyn Cosico  
Statistician I, BSSD – Belen Salvacion Aguilar  
Statistician I, ISD – Myrly Lilia Cuachin

Terms of Reference:

1. Prepares tabulation formats and specifications.
2. Prepares machine edit specifications including Monitoring and Tracking System.
3. Prepares computer systems design.
4. Develops computer programs.
5. Prepares Machine Processing Manual.
6. Conducts bi-monthly meetings and other meetings as the need arises.
7. Submits monthly progress report to the Technical Committee.
8. Documents all proceedings of the Working Group and prepares relevant chapter of the procedural history.
9. Performs other duties as directed by Technical Committee.

Secretariat: Statistician I, BSSD – Miriam Dumalaog  
Statistician I, BSSD – Randy Ami  
Statistician I, ISD – Nalyn Calias

THIS SPECIAL ORDER SHALL TAKE EFFECT IMMEDIATELY AND SHALL CONTINUE TO BE ENFORCED UNTIL THE COMPLETION OF THE DUTIES AND RESPONSIBILITIES AS SPECIFIED IN THE TERMS OF REFERENCE.

  
CARMELITA N. ERICATA  
Administrator

AO            DAO  
GAD        HRMD  
ITSD       BSSD       BD  
All persons concerned    EIID        ISD        SSOD

BSSD/GGP