

Volume VI

ISSN 1908-0425

2010 ANNUAL SURVEY OF PHILIPPINE BUSINESS AND INDUSTRY



CONSTRUCTION



Republic of the Philippines
NATIONAL STATISTICS OFFICE
Manila

Volume VI

ISSN 1908-0425

2010 ANNUAL SURVEY OF PHILIPPINE BUSINESS AND INDUSTRY

CONSTRUCTION



Republic of the Philippines
NATIONAL STATISTICS OFFICE
Manila



REPUBLIC OF THE PHILIPPINES

His Excellency

PRESIDENT BENIGNO SIMEON C. AQUINO III



NATIONAL STATISTICS OFFICE

CARMELITA N. ERICTA

Administrator

PAULA MONINA G. COLLADO

Deputy Administrator

ISSN 1908 - 0425

FOREWORD

This volume contains the final results of the **2010 Annual Survey of Philippine Business and Industry (ASPBI)** for **Construction** (Section F). The 2010 ASPBI was conducted by the National Statistics Office in April 2011 with the year 2010 as the reference period of data, except that for employment which is as of 15 November 2010.

Statistics on number of establishments, employment, compensation, revenue, cost, fixed assets, capital expenditures, inventories, and value added are presented by employment size and industry disaggregated at the national or regional level. For all construction establishments, statistics are presented by industry group and sub-class at the national level. For establishments with total employment of less than 20, data are grouped at the industry sub-class and at the national level. While for establishments with total employment of 20 and over, data are presented by industry sub-class both at the national and regional levels. Information contained in this report is useful to the government and to the private sector in formulating and implementing economic plans and programs.

This Office acknowledges with sincere thanks and appreciation the cooperation of reporting establishments.


CARMELITA N. ERICTA
Administrator

Manila, Philippines
June 2013

TABLE OF CONTENTS

	Page Number
FOREWORD	iii
EXPLANATORY TEXT	xiii
Introduction	xiii
Uses of Survey Data.....	xiii
ASPBI Slogan and Logo	xiv
Legal Authority.....	xiv
Scope and Coverage.....	xv
Unit of Enumeration	xvi
Survey Design.....	xvii
Classification of Establishments.....	xvii
Frame of Establishments	xix
Sampling Design	xx
Sampling Units.....	xx
Sampling Domain	xxii
Sample Size	xxv
Sample Allocation.....	xxvi
Sample Selection.....	xxviii
Estimation Procedure.....	xxviii
Questionnaire Design.....	xxxi
Reference Period.....	xxxiii
Survey Operations.....	xxxiii
Preparatory Activities.....	xxxiii
Training.....	xxxiv
Field Operations.....	xxxiv
Data Processing.....	xxxv
Tabulation.....	xxxvi
Dissemination.....	xxxvii
Response Rate.....	xxxix
Concepts and Definitions.....	xl
Kinds of Establishments.....	xliii
Symbols and Abbreviations Used in Statistical Tables.....	xlv
Description of Industries for Construction	xlv
BRIEF ANALYSIS	xlvii
Number of Establishments.....	xlvii
Employment	xlvii
Compensation.....	xlviii
Value of Output.....	xlix
Cost.....	l
Revenue per Cost.....	l
Value Added	l
Labor productivity.....	l
Gross Addition to Tangible Fixed Assets.....	li
Subsidies.....	li

		Page Number
LIST OF FIGURES		
1	Sample Allocation Diagram for TE of 20 and Over.....	xxvii
2	Percentage Distribution of All Construction Establishments by Industry Sub-Class: 2010.....	xlvi
3	Distribution of Employment for All Construction Establishments by Industry Sub-Class: 2010.....	xlviii
4	Average Annual Compensation of Employees for All Construction Establishments by Industry Sub-Class: 2010.....	xlix
5	Percentage Distribution of Value of Output for All Construction Establishments by Industry Sub-Class: 2010.....	xlix
6	Labor Productivity for All Construction Establishments by Industry Sub-Class: 2010.....	li

Table Number

STATISTICAL TABLES (Establishments for All Employment Sizes – National)

1	Summary Statistics for All Construction Establishments by Industry Sub-Class: Philippines, 2010.....	3
2	Number of Establishments and Employment by Type and Sex for All Construction Establishments by Industry Sub-Class: Philippines, 2010...	4
2.1	Number of Establishments and Hours Worked by Construction Workers by Sex for All Construction Establishments by Industry Sub-Class Philippines, 2010.....	4
3	Number of Establishments and Compensation of Employees for All Construction Establishments by Industry Sub-Class: Philippines, 2010...	5
4	Number of Establishments and Value of Output for All Construction Establishments by Industry Sub-Class: Philippines, 2010.....	5
4.1	Number of Establishments and Revenue by Type for All Construction Establishments by Industry Sub-Class: Philippines, 2010	6
4.2	Number of Establishments and Value of Industrial Services Done for Others by Type for All Construction Establishments by Industry Sub-Class: Philippines, 2010	8
4.3	Number of Establishments and Value of Non-Industrial Services Done for Others by Type for All Construction Establishments by Industry Sub-Class: Philippines, 2010	8
5	Number of Establishments and Cost by Type for All Construction Establishments by Industry Sub-Class: Philippines, 2010	9

Table Number		Page Number
5.1	Number of Establishments and Intermediate Cost for All Construction Establishments by Industry Sub-Class: Philippines, 2010	10
5.2	Number of Establishments and Cost of Industrial Services Done by Others by Type for All Construction Establishments by Industry Sub-Class: Philippines, 2010	11
5.3	Number of Establishments and Cost of Non-Industrial Services Done by Others by Type for All Construction Establishments by Industry Sub-Class: Philippines, 2010	11
6	Number of Establishments and Capital Expenditures for Tangible Fixed Assets by Type for All Construction Establishments by Industry Sub-Class: Philippines, 2010	12
6.1	Number of Establishments and Capital Expenditures for Directly Imported Tangible Fixed Assets by Type for All Construction Establishments by Industry Sub-Class: Philippines, 2010.....	13
6.2	Number of Establishments and Capital Expenditures for Tangible Fixed Assets by Mode of Acquisition for All Construction Establishments by Industry Sub-Class: Philippines, 2010.....	13
6.3	Number of Establishments and Capital Expenditures for Intangible Assets for All Construction Establishments by Industry Sub-Class Philippines, 2010.....	14
7	Number of Establishments and Gross Addition to Tangible Fixed Assets for All Construction Establishments by Industry Sub-Class: Philippines 2010.....	14
7.1	Number of Establishments and Sale of Tangible Fixed Assets by Type for All Construction Establishments by Industry Sub-Class: Philippines, 2010.....	15
7.2	Number of Establishments and Losses and Damages to Tangible Fixed Assets by Type for All Construction Establishments by Industry Sub-Class: Philippines, 2010	16
8	Number of Establishments and Book Value of Tangible Fixed Assets by Type for All Construction Establishments by Industry Sub-Class Philippines, 2010	17
8.1	Number of Establishments and Book Value of Intangible Assets for All Construction Establishments by Industry Sub-Class: Philippines, 2010...	18

Table Number		Page Number
9	Number of Establishments and Value of Inventories by Type for All Construction Establishments by Industry Sub-Class: Philippines, 2010...	18
10	Number of Reporting Establishments and Highest Capital Participation Rate of Stockholder by Nationality for All Construction Establishments by Industry Sub-Class: Philippines, 2010	20

STATISTICAL TABLES (Establishments with Total Employment of 20 and Over)

1a	Summary Statistics for Construction Establishments with Total Employment of 20 and Over by Region and Industry Sub-Class Philippines, 2010.....	23
2a	Number of Establishments and Employment by Type and Sex for Construction Establishments with Total Employment of 20 and Over by Region and Industry Sub-Class: Philippines, 2010	29
2a.1	Number of Establishments and Hours Worked by Construction Workers by Sex for Construction Establishments with Total Employment of 20 and Over by Region and Industry Sub-Class: Philippines, 2010	32
3a	Number of Establishments and Compensation of Employees for Construction Establishments with Total Employment of 20 and Over by Region and Industry Sub-Class: Philippines, 2010	35
4a	Number of Establishments and Value of Output for Construction Establishments with Total Employment of 20 and Over by Region and Industry Sub-Class: Philippines, 2010	38
4a.1	Number of Establishments and Revenue by Type for Construction Establishments with Total Employment of 20 and Over by Region and Industry Sub-Class: Philippines, 2010.....	44
4a.2	Number of Establishments and Value of Industrial Services Done for Others by Type for Construction Establishments with Total Employment of 20 and Over by Region and Industry Sub-Class Philippines, 2010	53
4a.3	Number of Establishments and Value of Non-Industrial Services Done for Others by Type for Construction Establishments with Total Employment of 20 and Over by Region and Industry Sub-Class Philippines, 2010	56

Table Number		Page Number
5a	Number of Establishments and Cost by Type for Construction Establishments with Total Employment of 20 and Over by Region and Industry Sub-Class: Philippines, 2010	59
5a.1	Number of Establishments and Intermediate Cost for Construction Establishments with Total Employment of 20 and Over by Region and Industry Sub-Class: Philippines, 2010	68
5a.2	Number of Establishments and Cost of Industrial Services Done by Others by Type for Construction Establishments with Total Employment of 20 and Over by Region and Industry Sub-Class: Philippines, 2010.....	71
5a.3	Number of Establishments and Cost of Non-Industrial Services Done by Others by Type for Construction Establishments with Total Employment of 20 and Over by Region and Industry Sub-Class: Philippines, 2010	74
6a	Number of Establishments and Capital Expenditures for Tangible Fixed Assets by Type for Construction Establishments with Total Employment of 20 and Over by Region and Industry Sub-Class: Philippines, 2010 ...	77
6a.1	Number of Establishments and Capital Expenditures for Directly Imported Tangible Fixed Assets by Type for Construction Establishments with Total Employment of 20 and Over by Region and Industry Sub-Class: Philippines, 2010	83
6a.2	Number of Establishments and Capital Expenditures for Tangible Fixed Assets by Mode of Acquisition for Construction Establishments with Total Employment of 20 and Over by Region and Industry Sub-Class: Philippines, 2010	86
6a.3	Number of Establishments and Capital Expenditures for Intangible Assets for Construction Establishments with Total Employment of 20 and Over by Region and Industry Sub-Class: Philippines, 2010.....	89
7a	Number of Establishments and Gross Addition to Tangible Fixed Assets for Construction Establishments with Total Employment of 20 and Over by Region and Industry Sub-Class: Philippines, 2010.....	92
7a.1	Number of Establishments and Sale of Tangible Fixed Assets by Type for Construction Establishments with Total Employment of 20 and Over by Region and Industry Sub-Class: Philippines, 2010.....	95
7a.2	Number of Establishments and Losses and Damages to Tangible Fixed Assets by Type for Construction Establishments with Total Employment of 20 and Over by Region and Industry Sub-Class: Philippines, 2010....	101

Table Number		Page Number
8a	Number of Establishments and Book Value of Tangible Fixed Assets by Type for Construction Establishments with Total Employment of 20 and Over by Region and Industry Sub-Class: Philippines 2010.....	107
8a.1	Number of Establishments and Book Value of Intangible Assets for Construction Establishments with Total Employment of 20 and Over by Region and Industry Sub-Class: Philippines, 2010.....	113
9a	Number of Establishments and Value of Inventories by Type for Construction Establishments with Total Employment of 20 and Over by Region and Industry Sub-Class: Philippines, 2010.....	116
10a	Number of Reporting Establishments and Highest Capital Participation Rate of Stockholder by Nationality for Construction Establishments with Total Employment of 20 and Over by Region and Industry Sub-Class: Philippines, 2010.....	125

STATISTICAL TABLES (Establishments with Total Employment of Less than 20)

1b	Summary Statistics for Construction Establishments with Total Employment of Less Than 20 by Industry Sub-Class: Philippines, 2010.	133
2b	Number of Establishments and Employment by Type and Sex for Construction Establishments with Total Employment of Less Than 20 by Industry Sub-Class: Philippines, 2010.....	134
2b.1	Number of Establishments and Hours Worked by Construction Workers by Sex for Construction Establishments with Total Employment of Less Than 20 by Industry Sub-Class: Philippines, 2010	134
3b	Number of Establishments and Compensation of Employees for Construction Establishments with Total Employment of Less Than 20 by Industry Sub-Class: Philippines, 2010.....	135
4b	Number of Establishments and Value of Output for Construction Establishments with Total Employment of Less Than 20 by Industry Sub-Class: Philippines, 2010.....	135
4b.1	Number of Establishments and Revenue by Type for Construction Establishments with Total Employment of Less Than 20 by Industry Sub-Class: Philippines, 2010.....	136

Table Number		Page Number
4b.2	Number of Establishments and Value of Industrial Services Done for Others by Type for Construction Establishments with Total Employment of Less Than 20 by Industry Sub-Class: Philippines, 2010.	138
4b.3	Number of Establishments and Value of Non-Industrial Services Done for Others by Type for Construction Establishments with Total Employment of Less Than 20 by Industry Sub-Class: Philippines, 2010.	138
5b	Number of Establishments and Cost by Type for Construction Establishments with Total Employment of Less Than 20 by Industry Sub-Class: Philippines, 2010	139
5b.1	Number of Establishments and Intermediate Cost for Construction Establishments with Total Employment of Less Than 20 by Industry Sub-Class: Philippines, 2010	140
5b.2	Number of Establishments and Cost of Industrial Services Done by Others by Type for Construction Establishments with Total Employment of Less Than 20 by Industry Sub-Class: Philippines, 2010.	141
5b.3	Number of Establishments and Cost of Non-Industrial Services Done by Others by Type for Construction Establishments with Total Employment of Less Than 20 by Industry Sub-Class: Philippines, 2010.	141
6b	Number of Establishments and Capital Expenditures for Tangible Fixed Assets by Type for Construction Establishments with Total Employment of Less Than 20 by Industry Sub-Class: Philippines, 2010.....	142
6b.1	Number of Establishments and Capital Expenditures for Directly Imported Tangible Fixed Assets by Type for Construction Establishments with Total Employment of Less Than 20 by Industry Sub-Class: Philippines, 2010	143
6b.2	Number of Establishments and Capital Expenditures for Tangible Fixed Assets by Mode of Acquisition for Construction Establishments with Total Employment of Less Than 20 by Industry Sub-Class: Philippines, 2010.....	143
6b.3	Number of Establishments and Capital Expenditures for Intangible Assets for Construction Establishments with Total Employment of Less Than 20 by Industry Sub-Class: Philippines, 2010.....	144
7b	Number of Establishments and Gross Addition to Tangible Fixed Assets for Construction Establishments with Total Employment of Less Than 20 by Industry Sub-Class: Philippines, 2010.....	144

Table Number		Page Number
7b.1	Number of Establishments and Sale of Tangible Fixed Assets by Type for Construction Establishments with Total Employment of Less Than 20 by Industry Sub-Class: Philippines, 2010	145
7b.2	Number of Establishments and Losses and Damages to Tangible Fixed Assets by Type for Construction Establishments with Total Employment of Less Than 20 by Industry Sub-Class: Philippines, 2010.....	146
8b	Number of Establishments and Book Value of Tangible Fixed Assets by Type for Construction Establishments with Total Employment of Less than 20 by Industry Sub-Class: Philippines 2010	147
8b.1	Number of Establishments and Book Value of Intangible Assets for Construction Establishments with Total Employment of Less than 20 by Industry Sub-Class: Philippines, 2010.....	148
9b	Number of Establishments and Value of Inventories by Type for Construction Establishments with Total Employment of Less than 20 by Industry Sub-Class: Philippines, 2010.....	148
10b	Number of Reporting Establishments and Highest Capital Participation Rate of Stockholder by Nationality for Construction Establishments with Total Employment of Less Than 20 by Industry Sub-Class: Philippines, 2010.....	150

APPENDICES

1	2010 ASPBI Form 3.....	153
2	2010 ASPBI Sampling Rates by Industry and Employment Stratum.....	165
3	Designation Order of Committee and Working Groups for 2010 ASPBI..	167

EXPLANATORY TEXT

INTRODUCTION

The 2010 Annual Survey of Philippine Business and Industry (ASPBI) is one of the designated statistical activities of the National Statistics Office (NSO) with the objective of providing key measures on the levels, structure and trends of economic activities in the country. As such, the survey generates the most critical and essential statistics required for economic planning and policies. It was conducted in 2011 with year 2010 as the reference period of data, except for employment which is as of November 15, 2010. The 2010 Survey of Information and Communication Technology (SICT) was a rider to the survey.

The 2010 ASPBI is the 41st of the series of annual surveys of establishments since the 1956 Survey of Manufactures and the 27th of the series for the construction sector. The first survey for the construction sector entitled Annual Survey of Establishments was conducted in 1973.

The 2009 Philippine Standard and Industrial Classification (PSIC) was adopted for the first time in this survey.

Uses of Survey Data

Data collected from the 2010 ASPBI constitute bases upon which the government and the private sector can formulate policies and evolve economic development plans.

Specifically, the survey results are used in:

- constructing national and regional income accounts of the Philippine economy
- formulating development strategies and monitoring plans/policies in the attainment of national and regional goals
- determining and comparing regional economic structure and performance
- valuating conditions of the economy, employment and income perspective in order to make more informed decisions
- evaluating business options, assessing opportunities for new investments and estimating market shares of industries
- providing updates for the frame of establishments.

ASPBI Slogan and Logo

Providing Statistics for a Globally Competitive Economy is the slogan of the census/survey of establishments since the 2000 Census of Philippine Business and Industry. Along with the slogan is the logo shown below.



The logo, which is a stylistic representation of the Filipino flag, capsulizes the objectives of the 2010 ASPBI.

The golden sun represents the vision of hope which reaches out like the sun's rays for the improvement of the quality of life of all Filipinos; the red chart, the desired trend of the country's economic progress; the white building, the businesses and industries that propel the growth of the economy; while the blue background symbolizes the cooperation between and among the data providers, data producers and data users.

LEGAL AUTHORITY

The conduct of the 2010 ASPBI was undertaken by authority of the following legislative acts and presidential directives:

- Commonwealth Act No. 591 An Act to Create the Bureau of the Census and Statistics to consolidate statistical activities of the government therein which was approved on August 19, 1940. This empowers the Bureau, among other things, to prepare for and undertake all censuses of population, agriculture, industry and commerce.

Penalty Clause

Section 3 of Commonwealth Act No. 591 states that:

"... Any person who fails or refuses to accomplish, mail or deliver such questionnaire or form received by him to the Bureau of the Census and Statistics...or any person who in accomplishing any such questionnaire or form, knowingly gives data or information which shall prove to be materially untrue in any particular, or any person who signs such questionnaire or form after it has been accomplished in the knowledge that it is untrue in any particular shall upon conviction, be punished ..."

Confidentiality of Information

Section 4 of Commonwealth Act No. 591 states that:

"Data furnished to the Bureau of the Census and Statistics by an individual, corporation, partnership, institution or business enterprise shall not be used as evidence in any court or in any public office either as evidence for or against the individual, corporation, association, partnership, institution or business enterprise from whom such data emanates; nor shall such data or information be divulged to any person except authorized employees of the Bureau of the Census and Statistics, acting in the performance of their duties; nor shall data be published except in the form of summaries or statistical tables in

which no reference to an individual, corporation, association, partnership, institution, or business enterprise shall appear. Any person violating the provisions of this section shall, upon conviction, be punished by a fine of not more than six hundred pesos or by imprisonment for not more than six months, or by both.”

- Presidential Decree No. 418 dated March 20, 1974 reconstituted the Bureau of the Census and Statistics as a new agency to be known as the National Census and Statistics Office (NCSO), under the administrative supervision of the National Economic Development Authority (NEDA).
- Executive Order No. 121 Reorganization Act of the Philippine Statistical System, dated August 4, 1987 renamed the National Census and Statistics Office (NCSO) to National Statistics Office which shall be the major statistical agency responsible for generating general purpose statistics and undertaking such censuses and surveys.
- Executive Order 352 Designation of Statistical Activities that will generate critical data for decision-making of the Government and the Private Sector, dated July 1, 1996.
- Executive Order 5 Strengthening the National Statistics Office, dated July 29, 1998.

SCOPE AND COVERAGE

The 2010 ASPBI is a nationwide undertaking confined to the formal sector of the economy and as such excludes the informal sector. The coverage of the formal sector of the economy in all establishment-based surveys started with the 2006 Census of Philippine Business and Industry.

The following comprise the formal sector:

1. Corporations and partnerships
2. Cooperatives and foundations
3. Single proprietorship with employment of 10 and over
4. Single proprietorship with branches

Thus, the 2010 ASPBI covered only the following economic units:

- All establishments with total employment (TE) of 10 and over, and
- All establishments with TE of less than 10, except those establishments with Legal Organization = 1 (single proprietorship) and Economic Organization = 1 (single establishment), that are engaged in economic activities classified according to the 2009 PSIC.

Listed in Table 1 are the economic activities within the scope of the 2010 ASPBI.

TABLE 1 Scope of the 2010 ASPBI

Industry Code	Economic Activity	Industry Code	Economic Activity
A	Agriculture, Forestry and Fishing	J	Information and Communication
B	Mining and Quarrying	K	Financial and Insurance Activities (except central banking)
C	Manufacturing	L	Real Estate Activities
D	Electricity, Gas, Steam, and Air Conditioning Supply	M	Professional, Scientific and Technical Activities
E	Water Supply; Sewerage, Waste Management and Remediation Activities	N	Administrative and Support Service Activities
F	Construction	P	Education (except public education services)
G	Wholesale and Retail Trade; Repair of Motor Vehicles and Motorcycles (except retail sale via stalls and markets)	Q	Human Health and Social Work Activities (except public medical, dental and other health services)
H	Transportation and Storage (except operation of tricycles, pedicabs, jeepneys and Asian Utility Vehicles; and booking/ ticketing offices of foreign airlines)	R	Arts, Entertainment and Recreation
I	Accommodation and Food Services Activities	S	Other Service Activities (except activities of membership organizations)

UNIT OF ENUMERATION

The unit of enumeration in the 2010 ASPBI was the establishment. An *establishment* is defined in the United Nations International Recommendations on Industrial Statistics as:

“an economic unit under a single ownership or control, i.e., under a single legal entity, engaged in one or predominantly one kind of economic activity at a single fixed location.”

In actual practice, however, there are difficulties in applying the ideal definition so the establishment is defined in operational terms to take into account the organization and record keeping practices of certain sectors by making the single location and activity criteria more flexible. Thus, the operational definition of an establishment is as follows:

“the unit that is engaged in the production of the most homogenous group of goods and services, usually at one location, but sometimes over a wider area, for which separate records are available that can provide data concerning the production of

these goods and services and the materials, labor and physical resources used in the production.”

The above definition is applicable to the sectors and industries enumerated below.

- Construction
- Transport and storage
- Electric cooperatives
- Water district cooperatives
- Telecommunications
- Financial and insurance activities
 - ✓ Other monetary intermediation
 - ✓ Credit card activities
 - ✓ Investment company operation
 - ✓ Investment house operation
 - ✓ Securities dealership, own account
 - ✓ Activities of holding companies
 - ✓ Venture capital corporation operation
 - ✓ Insurance; re-insurance
 - ✓ Activities auxiliary to insurance and pension funding
- Real Estate Activities
 - ✓ Real estate buying, selling, renting, leasing and operating of self-owned/leased apartment buildings
 - ✓ Real estate buying, developing, subdividing and selling
 - ✓ Cemetery and columbarium development, selling, renting, leasing and operation of self-owned cemetery/columbarium including burial crypt
- Administrative and support service activities
 - ✓ Security and investigation activities
 - ✓ Travel agency and tour operation activities
 - ✓ Other reservation service and related activities

It is necessary to use the *kind-of-activity unit* for these industries as the kind-of-activity unit differs from the establishment since there is no restriction with respect to the geographical areas in which a given kind of activity is carried on by a single legal entity.

SURVEY DESIGN

Classification of Establishment

An establishment is categorized by its economic organization, legal organization, industrial classification, employment size, and geographic location.

Economic Organization (EO). This relates to the organizational structure or role of the establishment in the organization. The following are the types of EO:

- *Single establishment* (EO=1) is an establishment which has neither branch nor main office. It may have ancillary unit/s, other than main office, located elsewhere.
- *Branch only* (EO=2) is an establishment which has a separate main office located elsewhere.

- *Establishment and main office* (EO=3), both located in the same address and with branch/es elsewhere.
- *Main office only* (EO=4) is the unit which controls, supervises and directs one or more establishments of an enterprise.
- *Ancillary unit other than Main Office* (EO=5) is the unit that operates primarily or exclusively for a related establishment or group of related establishments or its parent establishment and provides goods or services that support but do not become part of the output of those establishments.

Legal Organization (LO). This provides the legal basis for ownership of the establishment. The following are the types of LO:

- *Single Proprietorship* (LO=1) is a business establishment organized, owned and managed by one person, who alone assumes the risk of the business enterprise.
- *Partnership* (LO=2) is an association of two or more individuals for the conduct of a business enterprise based upon an agreement or contract between or among them to contribute money, property or industry into a common fund with the intention of dividing profits among themselves.
- *Government Corporation* (LO=3) is a corporation organized for private aim, benefit or purpose with the government as the majority stockholder, regardless of whether they are stock or non-stock corporations.
- *Stock Corporation* (LO=4) is an ordinary business corporation organized by private persons, created and operated for the purpose of making a profit which may be distributed in the form of dividends to stockholders on the basis of their invested capital.
- *Non-Stock, Non-Profit Corporation* (LO=5) is a business corporation which does not issue stock to its members and is created not to profit but for the public good and welfare. Of this character are most of the religious, social, charitable, educational, literary, scientific, civic and political organizations and societies.
- *Cooperative* (LO=6) is an organization composed primarily of small producers and/or consumers who voluntarily join together to form a business enterprise, which they themselves own, control and patronize.
- *Others* (LO=7) are organizations not classified in any of the above classification like private associations, foundations, non-government organizations, etc.

Industrial Classification. The industrial classification of an economic unit was determined by the activity from which it derives its major income or revenue. The 2009 PSIC was utilized to classify economic units according to their economic activities. It is aligned with the International Standard Industrial Classification (ISIC) Revision 4 of the United Nation for international comparability.

The 2009 PSIC consists of alpha character and five numeric digits. The alpha character, which represents the sector or section, is denoted by the alphabets A to U. The first two numeric digits represent the division; the first three numeric digits, the group; the first four digits, the class; and the five digits, the sub-class.

Establishment Size. The size of an establishment was determined by its total employment. The following were the employment size classifications used in the survey:

TABLE 2 Employment Size and Code

TE Code	Total Employment	TE Code	Total Employment
0	1 – 4	5	100 – 199
1	5 – 9	6	200 – 499
2	10 – 19	7	500 – 999
3	20 – 49	8	1000 – 1999
4	50 – 99	9	2000 and over

Geographic Classification. Establishments were also classified by geographic area using the Philippine Standard Geographic Classification (PSGC). The PSGC is a systematic classification and coding of geographic areas in the country. It contains the latest updates on the official number of regions, provinces, cities, municipalities, and barangays in the Philippines.

For the 2010 ASPBI, the PSGC as of December 31, 2010 was adopted. It consists of the 17 administrative regions as approved under Executive Order No. 36 dated 19 September 2001 (*Providing for the Reorganization of the Administrative Regions in Mindanao...*) and Executive Order No. 103 dated 17 May 2002 (*Dividing Region IV into Region IV-A and Region IV-B, transferring the province of Aurora to Region III*).

Frame of Establishments

The frame for the 2010 ASPBI was extracted from the 2010 LE. This frame was used to draw the sample establishments for the survey.

The 2010 LE was the result of the mail inquiries of “no matched” establishments from Top 15,000 Corporations, 2009 edition, PEZA list as of February 28, 2010, Clark Subic Marketing Directory, Board of Investments list of registered projects from 2000-2009, SEC partial list of partnerships from 2003-2008, NSO’s Traders list (importers/exporters), Jollibee Group of Companies and various websites.

The 2009 ASPBI, the 2009 Survey of Information and Communication Technology (SICT), the 2009 Survey of Tourism Establishments in the Philippines (STEP) and other regular surveys provided updates on characteristics and status of sample establishments, and business births.

An estimate from the 2010 LE showed that there were about 778,000 establishments in operation in the country in 2010. Distribution of these establishments revealed that about 610,000 establishments (78%) were classified as the informal sector and the remaining 168,000

establishments were considered as the formal sector. A total of about 150,000 (89%) establishments classified in the formal sector were within the coverage of the 2010 ASPBI and thus, comprised the frame of the survey.

SAMPLING DESIGN

The 2010 ASPBI used stratified systematic sampling with 5-digit PSIC serving as industry strata and employment size as the second stratification variable.

Sampling Units

Generally, the sampling units for the industry sections, except Construction, and Transportation and Storage, were single establishment (EO = 1), branch only (EO=2), and establishment and main office (EO=3). For Construction, Transportation and Storage, and selected industry group/class/sub-class, the sampling units were single establishment (EO = 1), establishment and main office (EO=3), and main office only (EO=4). The branches of these establishments do not strictly meet the criteria for defining an establishment as these are classified as kind-of-activity units.

For Government-Owned-and-Controlled Corporations (GOCCs), regardless of industry, the sampling units were those with EO=1, 3 and 4. Presented in Table 3 are the sampling units by industry.

TABLE 3 Sampling Units by Industry

Industry Code	Industry Description	EO
A	Agriculture, Forestry and Fishing	1, 2, 3
B	Mining and Quarrying	1, 2, 3
C	Manufacturing	1, 2, 3
D	Electricity, Gas, Steam, and Air Conditioning Supply except D35100 with LO=6	1, 2, 3
D35100	Electric power generation, transmission and distribution with LO=6	1, 3, 4
E	Water Supply; Sewerage, Waste Management and Remediation Activities except E36000 with LO=6	1, 2, 3
E36000	Water collection, treatment and supply with LO=6	1, 3, 4
F	Construction	1, 3, 4
G	Wholesale and Retail Trade; Repair of Motor Vehicles and Motorcycles	1, 2, 3
H	Transportation and Storage	1, 3, 4
I	Accommodation and Food Service Activities	1, 2, 3
J	Information and Communication except J61	1, 2, 3
J61	Telecommunication activities	1, 3, 4

Continued

TABLE 3 --- *Concluded*

Industry Code	Industry Description	EO
K	Financial and Insurance Activities except K6419, K64200, K64301, K64302, K64303, K64921, K64924, K651, K652, K662	1, 2, 3
K6419	Other monetary intermediation	1, 3, 4
K64200	Activities of holding companies	1, 3, 4
K64301	Investment company operation	1, 3, 4
K64302	Investment house operation	1, 3, 4
K64303	Securities dealership, own account	1, 3, 4
K64921	Credit card activities	1, 3, 4
K64924	Venture capital corporation operation	1, 3, 4
K651	Insurance	1, 3, 4
K652	Reinsurance	1, 3, 4
K662	Activities auxiliary to insurance and pension funding	1, 3, 4
L	Real Estate Activities except L68110, L68120, L68130	1, 2, 3
L68110	Real estate buying, selling, renting, leasing and operating of self-owned/leased apartment buildings, non-residential and dwellings	1, 3, 4
L68120	Real estate buying, developing, subdividing and selling	1, 3, 4
L68130	Cemetery and columbarium development, selling, renting, leasing and operation of self-owned cemetery/columbarium including burial crypt	1, 3, 4
M	Professional, Scientific and Technical Activities	1, 2, 3
N	Administrative and Support Service Activities except N791, N799, N80	1, 2, 3
N791	Travel agency and tour operation activities	1, 3, 4
N799	Other reservation service and related activities	1, 3, 4
N80	Security and investigation activities	1, 3, 4
P	Education	1, 2, 3
Q	Human Health and Social Work Activities	1, 2, 3
R	Arts, Entertainment and Recreation	1, 2, 3
S	Other Service Activities	1, 2, 3

Sampling Domain

For establishments with TE of 20 and over, the domains were the region and industry, with employment size as the stratification variable. For establishments with TE of less than 20, the whole country and industry were the domains with employment size as the stratification variable.

Geographic Domain

For establishments with TE of less than 20, the geographic domain was the whole country. For those with TE of 20 and over, the geographic domains were the 17 administrative regions of the country. Hence, the samples of the 2010 ASPBI with TE of 20 and over can provide estimates up to the regional level while those with TE of less than 20 at the national level.

Table 4 lists the geographic domains (regions) and the provinces comprising the region.

TABLE 4 Geographic Domains and Its Composition

Region	Province
National Capital Region (NCR)	City of Manila, Quezon City, Mandaluyong City, Marikina City, Pasig City, San Juan City, Caloocan City, Malabon City, Navotas City, Valenzuela City, Makati City, Pateros, Taguig City, Parañaque City, Las Piñas City, Muntinlupa City, Pasay City
Cordillera Administrative Region (CAR)	Abra, Apayao, Benguet, Ifugao, Kalinga, Mountain Province
Region I – Ilocos Region	Ilocos Norte, Ilocos Sur, La Union, Pangasinan
Region II – Cagayan Valley	Batanes, Cagayan, Isabela, Nueva Vizcaya, Quirino
Region III – Central Luzon	Aurora, Bataan, Bulacan, Nueva Ecija, Pampanga, Tarlac, Zambales
Region IV-A – CALABARZON	Cavite, Laguna, Batangas, Rizal, Quezon
Region IV-B – MIMAROPA	Occidental Mindoro, Oriental Mindoro, Marinduque, Romblon, Palawan
Region V – Bicol Region	Albay, Camarines Norte, Camarines Sur, Catanduanes, Masbate, Sorsogon
Region VI – Western Visayas	Aklan, Antique, Capiz, Guimaras, Iloilo, Negros Occidental
Region VII – Central Visayas	Bohol, Cebu, Negros Oriental, Siquijor
Region VIII – Eastern Visayas	Biliran, Leyte, Southern Leyte, Eastern Samar, Northern Samar, Western Samar

Continued

Table 4 ---- *Concluded*

Region	Province
Region IX – Zamboanga Peninsula	Zamboanga del Norte, Zamboanga del Sur, Zamboanga Sibugay, Isabela City
Region X– Northern Mindanao	Bukidnon, Camiguin, Lanao del Norte, Misamis Occidental, Misamis Oriental
Region XI – Davao Region	Compostela Valley, Davao del Norte, Davao del Sur, Davao Oriental
Region XII – SOCCSKSARGEN	North Cotabato, Sarangani, South Cotabato, Sultan Kudarat, Cotabato City
Region XIII - Caraga	Agusan del Sur, Agusan del Norte, Dinagat Islands, Surigao del Sur, Surigao del Norte
Autonomous Region in Muslim Mindanao (ARMM)	Lanao del Sur, Maguindanao (excluding Cotabato City), Sulu, Tawi-Tawi, Basilan (excluding Isabela City)

Industry Domain

The 2010 ASPBI industry domains are the 5-digit level of the 2009 PSIC. This was done to enable the production of data from the amended 1994 PSIC with emphasis on the sub-classes that were split into two or more ISIC codes in the 2009 PSIC; and to provide data for Information and Communications Technology (ICT) and other emerging industries.

There are 1,228 industry sub-classes (5-digit PSIC) which constituted the industry domains for both establishments with TE of 20 and over and TE of less than 20. This enabled the summarization of data by industry strata for all sectors at the PSIC, ISIC or EAMIC classifications. Table 5 presents the distribution of the number of industry domains by sector of 2009 PSIC.

TABLE 5 Number of Industry Domains by Sector

Sector	Number of Industry Domains
A	157
B	32
C	476
D	3
E	8
F	15
G	178

Continued

TABLE 5 --- *Concluded*

Sector	Number of Industry Domains
H	54
I	20
J	39
K	44
L	6
M	38
N	74
P	13
Q	25
R	18
S	28
Total	1,228

Employment Stratum

For the 2010 ASPBI, the TE sizes were either combined or taken as a group to comprise an employment stratum and were limited to only five strata for all sectors. The basic consideration for grouping was the concentration of establishments in the TE sizes.

Within the industry domains for each sector, the establishments were grouped according to the following employment stratum:

TABLE 6 Employment Stratum

Employment Stratum	
TE 1 - 9	(size 0 & 1)
TE 10 - 19	(size 2)
TE 20 - 49	(size 3)
TE 50 - 99	(size 4)
TE 100 & over	(size 5 to 9)

Considering the need for data on Micro establishments, Small and Medium Enterprises (MSMEs), two separate strata were maintained in TE less of less 20: TE 1- 9 and TE 10-19.

Sample Size

The sample size of the 2010 ASPBI was determined based on the following factors: timeliness of retrieval of questionnaires and release of final results, manpower and financial resources, acceptable sampling error, level of disaggregation of the estimates with due concern for confidentiality, coefficients of variation and number of establishments by industry. Given the importance of the results of the ASPBI to the Philippine System of National Accounts, the sample size has to be at a manageable level without compromising the reliability and accuracy of the survey returns at a shorter processing time before the results become available.

In general, TE of 100 and over was a *certainty stratum* for all sectors. The employment strata TE 20 and over, whose establishments are considered as 'large units', comprised the certainty strata for selected industries in Manufacturing (PSIC C); and Wholesale and Retail Trade and Repair of Vehicles and Motorcycles (PSIC G) sectors. Refer to Appendix 2 for the sampling rates by 5-digit PSIC and by employment stratum.

*A **certainty stratum** is defined as the employment stratum whose sampling ratio is 100 percent. In this stratum, all establishments are taken as certainty samples, i.e. the selection probability is 1 and the sampling weight is 1. On the other hand, a **non-certainty** stratum is the employment stratum where only sample establishments are taken.*

Two sectors were taken on a 100 percent basis regardless of employment stratum because of the relatively small number of their population.

- Mining and Quarrying (B)
- Electricity, Gas, Steam and Air-conditioning Supply (D)

Industries in sectors C, G, J and S identified as Information and Communication Technology (ICT) core industries were also taken on a 100 percent basis.

Sample Size for TE of Less Than 20

The sample size for establishments with TE of less than 20 was determined by applying the specified sampling rates for each employment stratum (that is, separately for strata TE 1-9 and TE 10 -19) of the industry domain (5-digit PSIC) at the national level. The total sample size for establishments with TE of less than 20 was 12,552 establishments.

Sample Size for TE of 20 and Over

The sample size for establishments with TE of 20 and over was obtained by applying the specific sampling rates for the i^{th} employment stratum in the h^{th} industry stratum at the national level and then allocated to geographic domain (region). The aggregate sample size for TE of 20 and over in all sectors was 16,719 establishments.

Thus, the total number of samples for the 2010 ASPBI was 29,271 establishments. Table 7 shows the distribution of samples by sector and by employment size.

TABLE 7 Number of Samples by Sector and by Employment Size

Sector	Industry Description	Number of Samples		
		Total	Less than 20	20 and over
	Total	29,271	12,552	16,719
A	Agriculture, Forestry and Fishing	813	221	592
B	Mining and Quarrying	162	79	83
C	Manufacturing	5,774	1,957	3,817
D	Electricity, Gas, Steam and Air Conditioning Supply	223	30	193
E	Water Supply: Sewerage, Waste Management and Remediation Activities	238	72	166
F	Construction	624	124	500
G	Wholesale and Retail Trade; Repair of Motor Vehicles and Motorcycles	8,159	2,754	5,405
H	Transportation and Storage	922	352	570
I	Accommodation and Food Service Activities	1,904	972	932
J	Information and Communication	2,082	1,428	654
K	Financial and Insurance Activities	1,426	910	516
L	Real Estate Activities	444	280	164
M	Professional, Scientific and Technical Activities	977	659	318
N	Administrative and Support Service Activities	1,597	618	979
P	Education	1,835	749	1,086
Q	Human Health and Social Work Activities	835	378	457
R	Arts, Entertainment and Recreation	384	227	157
S	Other Service Activities	872	742	130

Sample Allocation

Sample Allocation for TE of Less Than 20 (Strata TE 1-9 and TE 10-19)

No allocation was done in these strata, as the sample sizes were determined at the 5-digit PSIC (industry domain) and national level.

Minimum sample size was set to 3 establishments and maximum of 100 establishments per cell (industry domain and employment stratum). However, when the total number of establishments (*N*) in the cell was equal to or less than the set minimum sample size, all establishments in that cell were taken as samples.

Sample Allocation for TE of 20 and Over (Strata TE 20-49 and TE 50-99)

Proportional allocation was used in allocating the number of samples in the sampling strata of TE 20-49 and TE 50-99 of the industry domain and employment stratum at the regional level. Basis of allocation was the number of establishments (N) in the region by industry domain and by employment stratum.

Minimum sample size was also set to 3 establishments and maximum of 10 establishments per cell (industry domain, employment stratum and region). However, when the total number of establishments (N) in the cell was equal to or less than the set minimum sample size, all establishments in that cell were taken as samples.

The number of samples for each employment stratum of the industry domain at the national level was allocated by region. The formula used was,

$$n_{hij} = \frac{N_{hij}}{N_{hi}} \times n_{hi}$$

where:

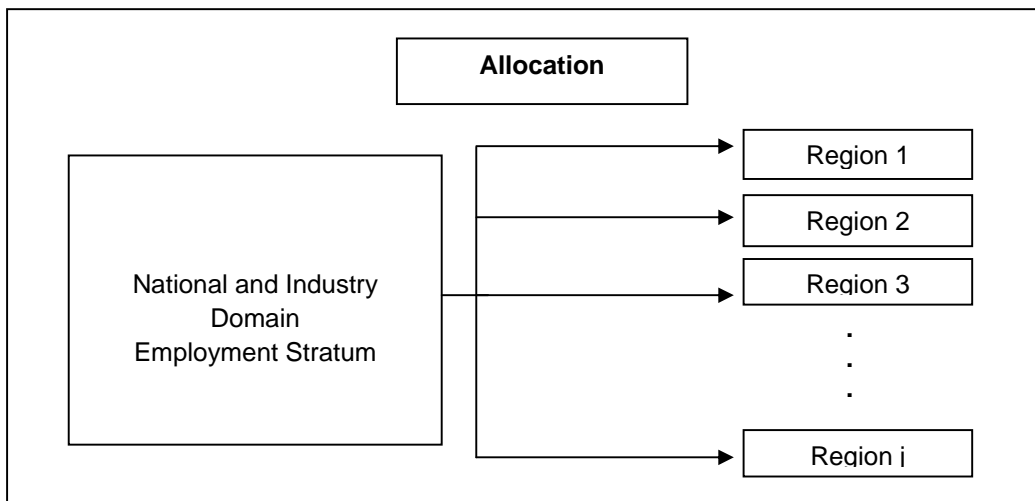
N_{hij} = total number of establishments in the j^{th} region of the i^{th} employment stratum in the h^{th} industry domain

N_{hi} = total number of establishments in the i^{th} employment stratum of the h^{th} industry domain

n_{hij} = number of sample establishments in the j^{th} region of the i^{th} employment stratum in the h^{th} industry domain

n_{hi} = number of sample establishments in the i^{th} employment stratum of the h^{th} industry domain

**FIGURE 1 Sample Allocation Diagram for TE of 20 and Over
(Strata TE 20-49 and TE 50-99)**



Sample Selection

For all sectors, sample establishments in the sampling strata of TE of less than 20 were selected using systematic sampling by industry domain and employment stratum. For each industry domain and employment stratum, the establishments were sorted by region, province from largest actual employment to smallest actual employment, business name, and Establishment Control Number (ECN).

For each of the sampling strata of TE of 20 and over, that is TE 20-49 and TE 50-99, sample establishments were selected using systematic sampling within the region. For each region in the employment stratum and industry domain, the establishments were sorted by province from largest actual employment to smallest actual employment, business name and ECN.

Estimation Procedure

a. Non-certainty Stratum (strata of TE of less than 20)

The estimate of the total of a characteristic (\hat{X}_s) for the non-certainty employment stratum in TE of less than 20 in the s^{th} industry domain was

$$\hat{X}_s = \sum_{j=1}^{n_s} W_{sj} x_{sj}$$

where:

s denotes the non-certainty employment strata in TE of less than 20

x_{sj} = value of the j^{th} establishment in the non-certainty employment stratum in TE of less than 20 in the s^{th} industry domain

$j = 1, 2, 3, \dots, n_s$ establishments

W_{sj} = weight of the j^{th} establishment in the non-certainty employment stratum in TE of less than 20 in the s^{th} industry domain

$$W_{sj} = \frac{N_s}{n_s}$$

N_s = total number of establishments in the non-certainty employment stratum in TE of less than 20 in the s^{th} industry domain

n_s = number of sample establishments in the non-certainty employment stratum in TE of less than 20 in the s^{th} industry domain

b. Certainty Stratum (strata of TE of less than 20)

The estimate of the total of a characteristic (\hat{X}_c) for the certainty employment stratum in the c^{th} industry domain was

$$\hat{X}_c = \sum_{j=1}^{m_c} x_{cj}$$

where:

- c denotes the certainty employment strata in TE of less than 20 in the c^{th} industry domain
- x_{cj} = value of the j^{th} establishment in the certainty employment strata in TE of less than 20 in the c^{th} industry domain
- j = 1, 2, 3, ..., m_c establishments
- m_c = number of establishments in the certainty employment strata in TE of less than 20 in the c^{th} industry domain

c. Total Estimate for TE of Less Than 20

For all sectors except B and D, national level estimates of the total of a characteristic (\hat{X}_d) for the industry domain was obtained by aggregating the estimates for all employment strata (non-certainty and certainty) in the same industry domain,

$$\hat{X}_d = \sum \hat{X}_s + \sum \hat{X}_c$$

where d denotes the industry domain.

d. Non-Certainty Stratum (strata of TE 20 to 49 and TE 50 to 99)

The estimate of the total of a characteristic (\hat{X}_{sp}) for the non-certainty employment strata in an industry domain in each region was

$$\hat{X}_{sp} = \sum_{j=1}^{n_{sp}} W_{spj} x_{spj}$$

where:

- s denotes the non-certainty employment strata in TE of 20 and over
- p = 1, 2, ..., 17 regions (geographic domains)
- x_{spj} = value of the j^{th} establishment in the non-certainty employment strata in TE of 20 and over for an industry domain in each region
- j = 1, 2, 3, ..., n_{sp} establishments
- W_{spj} = weight of the j^{th} establishment in the non-certainty employment strata in TE of 20 and over for an industry domain in each region

$$W_{spj} = \frac{N_{sp}}{n_{sp}}$$

- N_{sp} = total number of establishments in the non-certainty employment strata in TE of 20 and over for an industry domain in each region
- n_{sp} = number of sample establishments in the non-certainty employment strata in TE of 20 and over for an industry domain in each region

e. Certainty Stratum (TE of 100 and over)

The estimate of the total of a characteristic (\hat{X}_{cp}) for the certainty employment stratum in an industry domain in each region was

$$\hat{X}_{cp} = \sum_{j=1}^{m_{cp}} x_{cpj}$$

where:

c denotes the certainty employment strata in TE of 20 and over

$p = 1, 2, \dots, 17$ regions (geographic domains)

x_{cpj} = value of the j^{th} establishment in the certainty employment strata in TE of 20 and over in an industry domain within each region

$j = 1, 2, 3, \dots, m_{cp}$ establishments

m_{cp} = number of establishments in the certainty employment strata in TE of 20 and over in an industry domain within each region

f. Total Estimate for TE of 20 and Over

The estimate of the total of a characteristic (\hat{X}_{dp}) for the industry domain in each region (geographic domain) was obtained by aggregating the estimates for all employment strata (non-certainty and certainty) in the same industry domain,

$$\hat{X}_{dp} = \sum \hat{X}_{sp} + \sum \hat{X}_{cp}$$

where dp denotes the industry domains in each region.

National level estimates of the characteristics by industry domain were obtained by aggregating separately the estimates (\hat{X}_{dp}) for the particular industry domain from all the regions.

Weight Adjustment Factor for Non-Response

To account for non-response in the non-certainty strata, the adjustment factor (n/n') was multiplied with the sampling weight (W) of each of the sampling unit. The sampling weight, defined as N/n , was recomputed as

$$W' = \frac{N}{n} \times \frac{n}{n'} = \frac{N}{n'} \quad \text{General Formula}$$

Thus, the adjusted weight (W'_{sj}) for employment stratum in TE of 1-9 or TE of 10-19 was

$$W'_{sj} = \frac{N_s}{n_s} \times \frac{n_s}{n'_s} = \frac{N_s}{n'_s}$$

where:

N_s = total number of establishments in the employment stratum in TE 1-9

or TE 10-19 in the s^{th} industry domain
 n'_s = number of responding establishments in the employment stratum in TE 1-9
or TE 10-19 in the s^{th} industry domain

For the non-certainty employment stratum for the industry domain with TE 20-99, the adjusted weight (W'_{spj}) was

$$W'_{spj} = \frac{N_{sp}}{n_{sp}} \times \frac{n_{sp}}{n'_{sp}} = \frac{N_{sp}}{n'_{sp}}$$

where:

N_{sp} = total number of establishments in the non-certainty employment stratum with TE 20-99 for the industry domain within each geographic domain (region)
 n'_{sp} = number of responding establishments in the non-certainty employment stratum with TE 20-99 for the industry domain within each geographic domain (region)

Questionnaire Design

Survey Questionnaires

The 2010 ASPBI utilized five types of questionnaires, each with corresponding NSCB approval number and an expiration date of March 31, 2012. These questionnaires were designed after taking into consideration the requirements of the main users. Table 8 lists the questionnaire type, spot color and NSCB Approval number specific for the sectors.

TABLE 8 Types of Questionnaires

Questionnaire Type	Sector	Spot Color	NSCB Approval No.
ASPBI Form 1	Agriculture, Forestry and Fishing	Green	NSO-1102-01
ASPBI Form 2	Mining and Quarrying; Manufacturing; Electricity, Gas, Steam and Air-conditioning; Water Supply, Sewerage, Waste Management and Remediation Activities	Yellow	NSO-1102-02
ASPBI Form 3	Construction	Orange	NSO-1102-03
ASPBI Form 4	Wholesale and Retail Trade; Repair of Motor Vehicles and Motorcycles	Red	NSO-1102-04
ASPBI Form 5	Business and Services	Blue	NSO-1102-05

To improve data collection, an e-questionnaire or electronic copy of survey forms were also utilized for the 2010 ASPBI. The e-questionnaire file was in worksheet format and can be accessed by sample establishments from the NSO website at www.census.gov.ph/aspbi/eqst. Every page of the survey form has a corresponding worksheet in the e-questionnaire. The file also had a macro-program that can create an encrypted text file of the data supplied by the respondent. The encrypted file was then sent to NSO through e-mail by sample respondents.

Data Items

Listed in Table 9 are the data items found in the 2010 ASPBI questionnaires.

TABLE 9 List of Data Items

Item No.	Description
(Cover Page)	Name and Address of the Establishment and Its Reporting Unit
	Control Panel for Establishment Characteristics (For NSO Use Only)
1	Business and Registered Name in 2010, Company Website and Tax Identification Number (TIN)
2	Economic Activity or Business in 2010
3	Year Started Operation
4	Legal Organization in 2010
5	Economic Organization in 2010
	Name and Address of Main Office and Contact Person in Main Office
6	Capital Participation as of 31 December 2010
7	Number of Paid Employees as of 15 November 2010
8	Number of Unpaid Workers as of 15 November 2010
9	Total Employment as of 15 November 2010
10	Number of Production/Construction Workers as of 15 November 2010 (applicable only in ASPBI Forms 2 and 3)
11	Total Hours Worked by Production/Construction Workers in 2010 (applicable only in ASPBI Forms 2 and 3)
12	Gross Salaries and Wages, Separation Pay, etc. Paid in 2010
13	Total Employer's Contribution in 2010
14	Total Revenue in 2010
15	Subsidies Received in 2010
16	Total Cost Incurred in 2010
17	Capital Expenditures and Sale of Tangible Fixed Assets, including Losses and Damages in 2010
18	Capital Expenditures for All Tangible Fixed Assets by Mode of Acquisition in 2010
19	Capital Expenditures for Intangible Assets in 2010
20	Book Value of Tangible Fixed Assets as of 31 December 2010
21	Book Value of Intangible Assets as of 31 December 2010
22	Average Capacity Utilization Rate in 2010 (applicable only in ASPBI Form 2)
23	Inventories in 2010

Continued

TABLE 9 --- *Concluded*

Item No.	Description
24	Branches, Divisions, Plants Owned and Controlled (for Main Office)
25	Remarks
	Certification
	Contact Person
	Processing Information (For NSO Use Only)

Reference Period

All information collected in the 2010 ASPBI refers to calendar year 2010 except for employment data, which is as of November 15, 2010.

SURVEY OPERATIONS

The 2010 ASPBI consisted of the following major phases of survey operation: preparatory activities, training, field operations, data processing, tabulation, and dissemination.

Preparatory Activities

NSO officials, subject-matter statisticians and selected Information and Resources Department (IRD) staff undertook the planning activities for the 2010 ASPBI with the organization and creation of the Steering Committee, Technical Committee and Working Groups under Special Order No. 2011-7 dated January 5, 2011. Activities undertaken during this phase included the updating of the frame, questionnaire design and content, publicity campaign, clearance process, budget preparation, manual preparation, training plans, sample design and selection, preparation of edit specifications, preparation of tabulation formats and specifications, computer systems design and program development, recruitment of statistical researchers, printing of survey forms and manuals, preparation for shipment of survey materials, and other related activities.

A write-shop to finalize the survey questionnaires and the Field Operations and Processing Manual for 2010 ASPBI including that of the rider survey was conducted on February 25 and 26, 2010 in Baguio City.

Publicity

Publicity campaign was done to inform and educate the general public on the basic information and importance of the 2010 ASPBI and its rider survey. It aimed to solicit support from government and non-government agencies, business organizations and target respondents in the early submission of reports. Display of 2010 ASPBI streamers and posters was done in the central office and in the field offices.

Training

Training for the field operations and processing was done in two phases, as follows: (1) Field Operations and Field Editing, and (2) Training for Data Entry and Central Office Processing.

Phase I - Training for Field Operations and Field Editing

Training for Field Operations and Field Editing was done in three levels, as follows:

- Task Force training. The first level training was conducted on March 7 to 10, 2011 in Puerto Galera, Oriental Mindoro. Field operation procedures, technical and administrative aspects of the survey were discussed extensively in this training. It was attended by Industry and Trade Statistics Department (ITSD) Statisticians and selected IRD staff who served as trainers for the 2nd and 3rd level trainings.
- Second level training. The second level training was conducted on March 21 to 25, 2011 in all Regional Offices with Task Force training participants as trainers. Regional Directors, Provincial Statistics Officers, OICs, Regional Statisticians and Regional Statistical Staff (with at least SG 11) responsible for establishment surveys and Provincial Statisticians or Provincial Statistical Staff (with at least SG 13) participated in this training.
- Third level training. This training was conducted in all provinces and six districts of NCR on March 28 to April 1, 2011 with participants in the second level training as trainers. One ITSD staff who attended the Task Force training was assigned to assist the 3rd level trainers in selected provinces. Participants to this training were the Provincial Statistical Staff, District Statistics Officers, Statistical Coordination Officers (SCOs), and hired Statistical Researchers (SRs).

Phase II - Training for Data Entry and Central Office Processing

- Training for Data Entry. This training was done in two levels. The first training was conducted on August 9 and 10, 2011. Participants were the ITSD subject-matter staff and selected IRD Staff. The second was conducted on August 24 and 25, 2011 for hired data encoders.
- Central Office Processing Training. Editing instructions, folioing, verification of error listing, completeness and summary file report were discussed thoroughly in this training. Participants to this training were ITSD subject matter staff.

A Workshop on Edit and Table Formats and Specifications was carried out on January 18 to 20, 2012 in Antipolo City. This was participated by subject-matter specialists and IRD staff who were responsible in preparing standard tabulation formats, and consistency and edit specifications for the five types of questionnaires.

Field Operations

Distribution of Questionnaires

Distribution of questionnaires for the 2010 ASPBI, including the 2010 SICT, was done by SCOs, Provincial Staff, and hired SRs through personal delivery of the questionnaires to the sample establishments. E-questionnaires were also sent to sample establishments with e-mail accounts. This activity was done in April 2011.

Collection of Questionnaires

Collection of accomplished questionnaires commenced 10 days after the distribution. The collection phase was programmed from third week of April to last week of June 2011. For regions with large workload such as NCR and Region IV-A, timetable for collection was until February 2011. Actual collection of accomplished questionnaires was extended up to April 2011 to allow more time for collection of establishments that were considered as industry leaders.

Supervision

The Regional Directors, Provincial Statistics Officers, and Regional and Provincial Statisticians conducted close supervision of collection and editing of questionnaires to ensure the quality of data and completeness of survey returns.

Receipt and Control

A Monitoring and Tracking System (MTS) developed by IRD was used by field offices to keep track the distribution, collection, and transmittal of questionnaires and MTS data files. At the same time, a control list of sample establishments was made available where information on the status of the questionnaire was recorded. The MTS facilitated preparation and early submission of progress reports to ITSD as field offices can submit these electronically.

A central office version of the MTS was utilized by ITSD to monitor the distribution, collection and submission of questionnaires and MTS data files from the provincial offices to the Central Office. Consolidated progress reports and status reports were prepared regularly to inform the management and field offices on the progress of the survey operations.

Data Processing

Processing or editing of accomplished questionnaires was done to check for the completeness, validity, consistency, and reasonableness of data. It consisted of two stages: manual editing and machine processing.

Manual Processing

Manual processing of questionnaires was done in three levels, as follows:

- Field editing of data was done by the field staff, hired SRs and Provincial Staff upon collection of the accomplished questionnaire from the sample establishment. The objective is to check for completeness and consistency of entries in the questionnaire, following the instructions provided in the Field Operations and Processing Manual. Any missing data was corrected at this stage as this can be immediately verified from the respondent.
- Verification of data was done by Provincial Staff upon receipt of the accomplished questionnaires from the field staff and hired SRs to check for the completeness as well as for the consistencies and validity of entries. In some instances, the staff contacted directly the establishments through phone call or sent email inquiries to verify some inconsistent or missing data.

- Review of accomplished questionnaires to check the consistency and reasonableness of entries and processing of consolidated reports were done by the ITSD subject-matter staff. Consolidated reports of enterprises were disaggregated at the firm level using ratios and proportions of the individual establishments. Moreover, the review process validated the status of establishments that were non-responding and reported closed, cannot be located, transferred, and out of scope. Telephone inquiry was extensively utilized to verify information from the establishment's contact person. The internet was also used to obtain information on the contact address and to research for information on the status of the establishment.

Machine processing

Machine processing consisted of data entry, validation of data, encoding of updates, generation and verification of completeness of questionnaires report and summary file report. These activities were done by ITSD subject-matter staff.

A microcomputer-based machine processing and tabulation system for the 2010 ASPBI was developed by the staff of the IRD using MySQL software. The 2010 ASPBI computer system has four modules designed for processing the survey data. These modules are the data entry, validation, export, and tabulation.

Imputation Procedure

Non-responding establishments were imputed manually and electronically based on the established imputation methods. Sources of information were from previous reports of the same establishment or from report of other responding establishment with similar characteristics, financial statements filed at Securities and Exchange Commission, and other establishment-based surveys.

Out of scope, duplicate, and closed establishments in the certainty stratum were not imputed.

Tabulation

Tabulation included generation and evaluation of preliminary and final statistical tables. The statistical tables were evaluated for internal and external consistency of data.

The statistical tables were presented at the national level for all employment sizes and for establishments with TE of less than 20. For establishments with TE of 20 and over, the statistical tables were presented at the national and regional levels for all sectors. The statistical tables were further disaggregated by industry sub-class (5-digit) except for mining and quarrying sector.

Statistical Disclosure Control

Section 4 of Commonwealth Act No. 591 requires that the data of individual business firms be kept confidential. To avoid disclosure of information of individual establishment, statistical tables do not provide information for any sub-class wherein the number of establishments is less than three. Figures relating to such industries were either suppressed or combined with those of

other related industries in accordance with the guidelines on statistical disclosure control of data for establishments' survey.

Dissemination

Survey results were disseminated in the form of factsheets and Special Releases posted on the NSO website, data dissemination seminars, and publication reports.

National data dissemination seminar was conducted on October 4, 2012 at Hotel Intercontinental Manila in Makati City to inform the stakeholders on the preliminary results of the survey. This was attended by selected respondents of the survey, representatives from different government agencies, and media organizations.

Regional data disseminations were also conducted from November 2012 to February 2013 by NSO Regional Field Offices. Attendees were representatives from both government and non-government organizations and some respondents of the survey who were considered industry leaders in their respective regions. Table 10 shows the list and schedule of the regional data dissemination seminars.

TABLE 10 Schedule of 2010 ASPBI/SICT Regional Data Dissemination fora

Region	Date	Time	Venue	Resource Person
NCR	6-Feb-13	8:30 AM – 12 NN	Century Park Hotel, Malate, Manila	Ms. Estela T. de Guzman Director, ITSD
CAR	14-Dec-12	8:00 AM – 12 NN	Solibao Restaurant, Heritage Mansion, Baguio City	Ms. Soraya De Guzman Statistician IV, NSO
I - Ilocos Region	21-Nov-12	9:00 AM – 2:00 PM	Sea & Sky Hotel, San Fernando City, La Union	Ms. Josephine S. Albino Statistician IV, NSO
II - Cagayan Valley	21-Nov-12	8:00 AM – 12 NN	Pulsar Hotel, Tuguegarao City	Ms. Blanca Nina A. Yabut Statistician II, NSO
III - Central Luzon	14-Dec-12	8:00 AM – 12 NN	Epatha Social Action Center of Pampanga (SACOP), City of San Fernando, Pampanga	Ms. Mari-Belle D. Dy Statistician III, NSO
IVA - CALABARZON	6-Dec-12	8:30 AM – 12 NN	Montevista Hotspring and Conference Center, Calamba City	Ms. Juanita B. Soriano Statistician IV, NSO

Continued

TABLE 10 --- *Concluded*

Region	Date	Time	Venue	Resource Person
IVB - MIMAROPA	21-Nov-12	1:30 PM – 5:00 PM	Ferraren Hills Resort, Calapan City	Mr. Apolinar F. Oblea Statistician IV, NSO
V - Bicol Region	21-Nov-12	8:30 AM – 3:00 PM	Hotel St. Ellis, Legaspi City	Mr. Glen G. Polo Statistician II, NSO
VI - Western Visayas	12-Dec-12	8:30 AM – 2:00 PM	Iloilo Grand Tower, Iloilo City	Ms. Paula Monina G. Collado Deputy Administrator, NSO
VII - Central Visayas	21-Nov-12	9:00 AM – 12 NN	Golden Peak Tower, Cebu City	Mr. Emerson M. Aquino Statistician III, NSO
VIII - Eastern Visayas	21-Nov-12	1:30 PM – 5:00 PM	Alejandro Hotel, Tacloban City	Ms. Ma. Julieta P. Soliven Statistician IV, NSO
IX – Zamboanga Peninsula	21-Nov-12	1:30 PM – 5:00 PM	Garden Orchid Hotel, Zamboanga City	Mr. Jonyper C. Molejon Statistician II, NSO
X - Northern Mindanao	19-Nov-12	1:00 PM – 5:00 PM	Chali Beach Resort, Cagayan De Oro City	Ms. Cherilyn C. Cosico Statistician II, NSO
XI - Davao Region	21-Nov-12	8:00 AM – 12 NN	Grand Regal Hotel, Davao City	Ms. Soraya De Guzman Statistician IV, NSO
XII - SOCCSKSARGEN	17-Dec-12	8:30 AM – 12 NN	Fred Ann's Foodhaus, Koronadal City	Ms. Jean C. Floirendo Statistician III, NSO
XIII - Caraga	18-Dec-12	9:00 AM – 2:30 PM	Almont Hotel's Inland Resort, Butuan City	Ms. Carole A. Blanco Statistician III, NSO
ARMM	21-Nov-12	2:00 PM – 5:00 PM	Estosan Garden Hotel, Cotabato City	Ms. Nenita P. Rebarter Statistician III, NSO

Special Releases for the 18 sectors and economy-wide final results were made available to the general public at the NSO website prior to the availability of the publications. Final survey results were printed in 20 volumes as shown in Table 11.

TABLE 11 Publication Volumes by Sector

Volume Number	Sector
I	Agriculture, Forestry and Fishing
II	Mining and Quarrying
III-A	Manufacturing (All Employment Sizes and TE of Less Than 20)
III-B	Manufacturing (TE of 20 and Over)
IV	Electricity, Gas, Steam and Air Conditioning Supply
V	Water Supply; Sewerage, Waste Management and Remediation Activities
VI	Construction
VII	Wholesale and Retail Trade; Repair of Motor Vehicles and Motorcycles
VIII	Transportation and Storage
IX	Accommodation and Food Service Activities
X	Information and Communication
XI	Financial and Insurance Activities
XII	Real Estate Activities
XIII	Professional, Scientific and Technical Activities
XIV	Administrative and Support Service Activities
XV	Education
XVI	Human Health and Social Work Activities
XVII	Arts, Entertainment and Recreation
XVIII	Other Service Activities
XIX	Economy-Wide Results

RESPONSE RATE

The overall response rate at the national level was 95.1 percent. For establishments with total employment of less than 20, the response rate was 95.2 percent while that for establishments with total employment of 20 and over, 95.1 percent.

Response rate includes receipts of “good” questionnaires, partially accomplished questionnaires, consolidated reports, reports of closed, cannot be located, moved out or transferred, out of scope, refusals, duplicates and referrals. Table 12 shows the response rate by sector and by employment size.

TABLE 12 Response Rates by Sector and by Employment Size

Sector	Industry Description	Response Rate		
		Total	Less than 20	20 and over
Philippines		95.1	95.2	95.1
A	Agriculture, Forestry and Fishing	97.4	95.5	98.1
B	Mining and Quarrying	93.2	93.7	92.8
C	Manufacturing	95.4	96.1	95.0
D	Electricity, Gas, Steam and Air Conditioning Supply	95.1	90.0	95.9
E	Water Supply: Sewerage, Waste Management and Remediation Activities	98.7	100.0	98.2
F	Construction	95.7	96.8	95.4
G	Wholesale and Retail Trade; Repair of Motor Vehicles and Motorcycles	94.1	93.4	94.5
H	Transportation and Storage	94.6	96.3	93.5
I	Accommodation and Food Service Activities	94.3	94.8	93.9
J	Information and Communication	96.4	96.9	95.4
K	Financial and Insurance Activities	91.6	91.1	92.4
L	Real Estate Activities	93.0	93.2	92.7
M	Professional, Scientific and Technical Activities	96.0	95.8	96.5
N	Administrative and Support Service Activities	94.5	95.6	93.8
P	Education	98.6	98.1	99.0
Q	Human Health and Social Work Activities	97.1	96.6	97.6
R	Arts, Entertainment and Recreation	97.4	97.8	96.8
S	Other Service Activities	95.9	96.0	95.4

CONCEPTS AND DEFINITIONS

Amortization is the amount set aside for the year to cover the decreases in value of intangible assets owned by the establishments.

Book value is the initial value or acquisition cost of tangible fixed assets less accumulated depreciation charges.

Capital participation refers to the claims of individuals against capital/equity by foreign and/or local investors.

Capital expenditures refer to the cost of acquisition of tangible fixed assets, intangible assets, and non-produced assets acquired in 2010 whether or not full payments have been made. Assets received from other establishments belonging to the same enterprise are valued as though purchased.

Cost refers to all expenses incurred during the year whether paid or payable. Valuation is at purchaser prices including taxes and other charges, net of rebates, returns and allowances. Goods and services received by the establishment from other establishments of the same enterprise are valued as though purchased.

Cost of goods sold represents the total value of goods purchased for resale plus beginning inventory of goods for resale less ending inventory of goods for resale.

Depreciation is the total amount set aside for the year to cover the decrease in value of tangible fixed assets owned by the establishment because of foreseen obsolescence, wear and tear as a result of operation and normal amount of accidental damage.

Economic activity is the establishment's source of income. If the establishment is engaged in several activities, its main economic activity is that which earns the biggest income or revenue.

Gross addition to tangible fixed assets is equal to capital expenditures less sale of fixed assets, including land.

Intermediate cost refers to expenses incurred in the production of goods and industrial services such as materials and supplies purchased, fuels purchased, electricity purchased, and industrial services done by others plus beginning inventory of materials, supplies and fuels less ending inventory of materials, supplies and fuels.

Intangible fixed assets are non-financial produced fixed assets that mainly consist of mineral exploration, computer software, entertainment, literary or artistic originals intended to be used for one year.

Intangible non-produced assets are assets that entitle the owners to engage in certain specific activities or to produce certain specific goods and services and to exclude other units from doing so except with the permission of the owner.

Inventories refer to the stock of goods owned by and under the control of the establishment as of a fixed date, regardless of where the stocks are located. Valuation should be at current replacement cost in purchaser (market) prices. Replacement cost is the cost of an item in terms of its present price rather than its original cost.

Finished products refer to the value of goods manufactured by this establishment that are ready for sale/shipment.

Work-in-progress refers to value of all materials which have been partially processed and are not yet ready for sale/shipment. Valuation is at producer price.

Construction-in-progress refers to construction projects and or installation work that are partially completed and are not yet ready to be handed over to the contractee. Valuation is at producer price.

Change in inventories is equivalent to the value of inventories at the end of the year less the value of inventories at the beginning of the year.

Losses and damages refer to the decrease in the book value of tangible fixed assets due to theft, major catastrophe, and other accidental destructions.

Major alterations and improvements are done to increase the performance or capacity of existing tangible fixed assets or to significantly extend their previous expected service lives.

New tangible fixed assets refer to brand new fixed assets acquired during the year, including directly or newly imported tangible fixed assets.

Revenue includes cash received and receivables for goods/products and by-products sold and services rendered. Valuation is at producer prices (ex-establishment), net of discounts, and allowances, including duties and taxes but excluding subsidies.

Salaries and wages are payments in cash or in kind to all employees, prior to deductions for employee's contributions to SSS/GSIS, withholding tax, etc. Included are total basic pay, overtime pay, and other benefits.

Other benefits include vacation, sick and maternity leave pay, bonuses, cost of living allowances, food, uniforms, housing, commissions paid for salaried employees, commutable transportation and representation allowances, and share of catch/harvest given to employees as salaries and wages. Excluded are costs of working clothes, reimbursable transportation and representation allowances, and separation, retirement, terminal pay, gratuities, etc.

Overtime pay is payment given for extra hours worked.

Sale of tangible fixed assets refer to the actual amount received/realized (**not** book value) from the sale of tangible fixed assets during the year including the value of tangible fixed assets transferred to other establishments of the same enterprise.

Social contributions refer to payments made by the employer on behalf of the employees. Examples are SSS, GSIS, Employees Compensation Commission (ECC), Philhealth and PAG-IBIG.

Subsidies refer to special grants received from the government in the form of financial assistance or tax exemption or tax privilege given by the government to aid and develop an industry.

Tangible fixed assets are physical assets expected to have productive lives of more than one year and intended for use and/or being used by the establishment. Included are land, buildings, other structures and land improvements, transport equipments, machinery and other equipments, furniture, fixtures, and other fixed assets.

Tangible fixed assets produced on own account refer to the physical assets produced by the establishment for its own use. It is valued as the cost of all work put in place, including overhead.

Taxes on products and production refer to all taxes, other than income tax, incidental to the production or sale of goods and services that are chargeable as expenses including business license, BIR stamps, real estate tax and other local taxes.

Total employment is the number of persons who worked in for the establishment as of November 15, 2010.

Paid employees are all persons working in the establishment and receiving pay, as well as those working away from the establishment paid by and under the control of the establishment. Included are all employees on sick leave, paid vacation or holiday. Excluded are consultants, home workers, receiving pure commissions only, and workers on indefinite leave.

Unpaid workers are persons working for at least one third of the working time normal to the establishment and do not receive regular pay.

Working owners are owners who are actively engaged in the management but do not receive regular pay, i.e. not included in the payrolls. Managers and directors of corporations working for pay are reported as managers.

Used tangible fixed assets refer to those that have been used previously within the country.

Value added is gross output *less* intermediate input. Gross output for Construction sector is value of output *plus* non-industrial services done for others (except rent income from land). Intermediate input is intermediate cost *plus* non-industrial services done by others (except rent expense for land) and other costs.

Value of output represents the sum of the receipts from domestic construction put in place, net income from construction activities abroad, industrial services done for others, and goods sold in the same condition as purchased *less* the cost of goods sold; and value of fixed assets produced on own account and change in inventories of construction-in-progress, finished products and work-in-progress.

Kinds of Establishments

<i>Agriculture Establishment</i>	Farms, plantation, hacienda, ranch, or company engaged in the production of agricultural crops, livestock, poultry and other animals including animal products; firm providing agricultural, animal husbandry and horticultural services.
<i>Forestry Establishment</i>	Company engaged in logging operations; planting, replanting and conservation of forest; hunting, trapping and game propagation.
<i>Fishing Establishment</i>	Firm or company engaged in ocean, coastal and inland fishing; operation of fish farms, fishponds, fish pen; pearl farms and other fishing activities.
<i>Mining Establishment</i>	Mining camp engaged in the exploration, extraction, dressing and beneficiating of minerals such as coal and ores, crude petroleum and natural gas.
<i>Quarrying Establishments</i>	Firm or company engaged in the extraction from the earth of building and monumental stone, clay, sand and gravel; guano gathering and salt evaporation.
<i>Manufacturing Establishment</i>	Shop, factory, bakery, millwork, distillery, refinery, cannery, abattoir, brewery, foundry, tannery or plant engaged in manufacturing processing, fabricating of finishing products, mechanically or manually, including the assembly of the component parts of manufactured products and the substantial alteration, reconstruction and repair of special types of goods.
<i>Electricity Establishment</i>	Plant engaged in the generation, transmission, and/or distribution of electric energy for sale to users, or one, which produces electricity for its parent enterprise.
<i>Water Supply Establishment</i>	Water system/waterworks engaged in the collection, purification and distribution of water to users.
<i>Construction Establishment</i>	General contractor engaged in the construction, repair or demolition of buildings, highways, airports and other structures; land leveling; earth moving and land reclamation; specialty contractor engaged in specialized trade or craft like electrical installation, plumbing, painting, air conditioning, well drilling, installation of doors and windows and other work on component parts of the structure.

<i>Wholesale Trade and Commission Trade Establishment</i>	Store, shop, office, bazaar, arcade or emporium engaged in the (a) resale (sale without transformation) of new and used goods (in bulk) to retailers, industrial/commercial/institutional/ professional users, or to other wholesalers and (b) trading on behalf and on the account of others.
<i>Retail Trade Establishment</i>	Department store, hypermart, convenience store, variety store, shop, mart, bazaar, sari-sari store, pharmacy, supermarket, grocery, arcade or emporium engaged in the resale (sale without transformation) of new and used goods to the general public.
<i>Repair Service Establishment</i>	Shop specializing in the repair of consumer goods like footwear, luggage, handbags and gloves and other leather goods; electrical appliances, and equipment as television and radio receivers, refrigerators, washing machines, ironers, vacuum cleaners, toasters, motor vehicles including motorcycles; watch, clock and jewelry; bicycles; typewriters, cameras, binoculars, musical instruments, umbrellas, etc.
<i>Food and Drinks Service Establishment</i>	Restaurant, bar, lounge, salon, parlor, kiosk, club, counter, café, canteen engaged in the sale of prepared food and drinks generally for consumption within the premises.
<i>Lodging and Rooming Service Establishment</i>	Hotel, motel, resort, inn, lodge, camp, dormitory or lodging house engaged in the provision of lodging facilities, to the general public on lease, rental or fee basis.
<i>Transport Establishment</i>	Bus line, air line, shipping line, agency, broker or transport operator engaged in providing (a) vehicles for the transport to passenger or freight through regular scheduled operation, charter, rental or fee basis, and (b) services incidental to transport such as maintenance and operation of piers, terminals, depots; pilotage, forwarding packing and crating.
<i>Storage and Warehousing Establishment</i>	Brokerage, agency or office engaged in the operation of storage facilities and warehouse for hire by the general public for storage of such items as farm products, food, furniture, and other household goods, textiles and lumber.
<i>Telecommunication Establishment</i>	Station, office or agency engaged in the transmission of sound, images, data or other information via cables, broadcasting, relay, or satellite.
<i>Financial Establishment</i>	Bank, savings and loan association, credit institution, pawnshop, financial institution, trust company, investment company, pawn broker, or institution engaged in accepting of deposits, granting loans and the investment of money; dealer, broker or office engaged in investment research and counseling, check cashing, stock quotation, foreign exchange dealing and other financial services.
<i>Insurance, Pre-Need Plan Companies and Pension Funding Establishment</i>	Life insurance companies; non-life insurance for fire, marine, accident, health, title, financial obligation, casualty, fidelity and surety; agents and brokers servicing insurance carriers, consultant for policyholders; fund managers.
<i>Real Estate Establishment</i>	Realtor, developer, agency, broker, lessor or companies engaged in the operating, developing, subdividing, buying and selling of real estate including cemetery lots and columbary.

<i>Business Service Establishment</i>	Office, agency or firm engaged in (a) rental and leasing of machinery and equipment, audio-video machines, tapes and records, sports and recreational equipment; (b) computer-related activities; (c) legal, accounting, bookkeeping, research and development, advertising and other technical services; (d) cleaning of offices, shops, and factories; (e) photographic activities; (f) basic and general research in the biological, physical and social sciences; (g) transcription activities (medical, legal); and (h) call centers.
<i>Sanitary Establishment</i>	Company engaged in the collection and disposal of garbage, sewage and human waste.
<i>Social Service Establishment</i>	School, college, university or seminary offering educational services; a clinic, hospital, sanitarium, nursing home or a similar institution offering medical, dental and other health and veterinary services; a home orphanage, society, center or agency engaged in providing social welfare services.
<i>Recreational and Cultural Service Establishment</i>	Motion picture producer, booking agency, movie house, theater, radio and television station and studio, stage and opera company, band, orchestra, ticket agency, library, museum, dance hall, bowling alley, park, beach, swimming pool, sports club, gallery, skating rink race track or golf course engaged in providing entertainment, amusement and recreational services.
<i>Personal Service Establishment</i>	A laundry shop, barber shop, massage clinic, beauty parlor, funeral parlor, fortune telling shop and such engaged in rendering various specialized service to the general public.

Symbols and Abbreviations Used in Statistical Tables

s	suppressed data to avoid disclosure of individual establishment's data
}	combined data of two or more industries or regions
-	zero
n.e.c	not elsewhere classified

CONSTRUCTION SECTOR

Construction includes general construction and specialized construction activities for buildings and civil engineering works. It includes new work, repair, additions and alterations, the erection of prefabricated buildings or structures on the site and also construction of temporary nature.

There are three (3) divisions comprising construction namely:

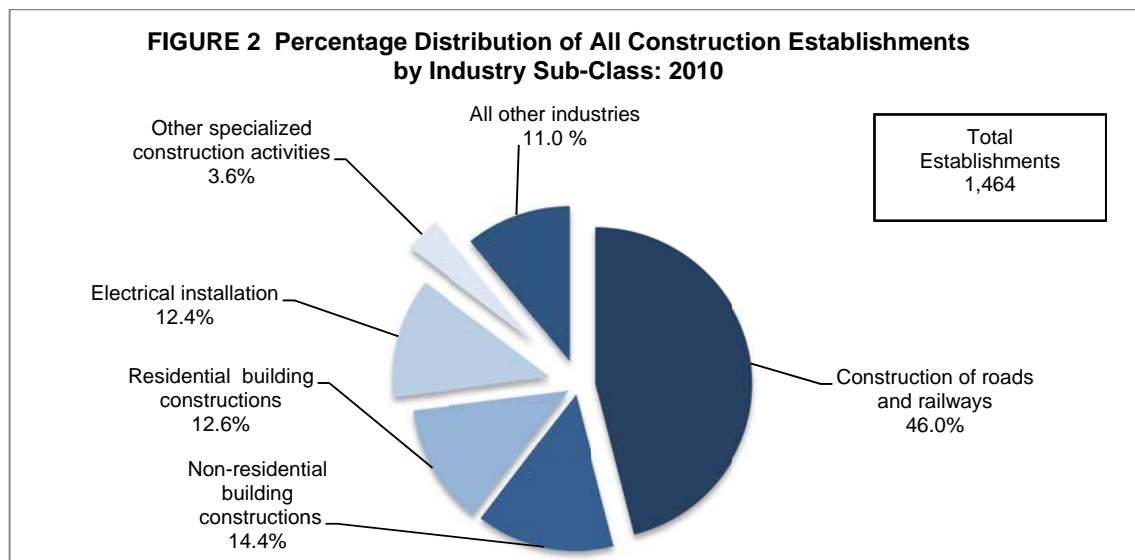
1. **Construction of buildings** includes general construction of buildings of all kinds. It includes new works, repair, additions and alterations, the erection of pre-fabricated buildings or structures on the site and also construction of temporary nature. Included is the construction of entire dwellings, office buildings, stores and other public and utility buildings, farm buildings, etc.
2. **Civil engineering** includes general construction for civil engineering objects which involves new work, repair, additions and alterations; the erection of pre-fabricated structures on the site and also construction of temporary nature. Included is the construction of heavy constructions such as motorways, streets, bridges, tunnels, railway, airfields, harbours and other water projects, irrigation systems, sewerage systems, industrial facilities, pipelines and electric lines, outdoor sports facilities, etc.
3. **Specialized construction activities** includes specialized construction activities (special trades), i.e. the construction of parts of buildings and civil engineering works without responsibility for the entire project. These activities are usually specialized in one aspect common to different structures, requiring specialized skills or equipment, such as pile diving, foundation work, carcass work, concrete work, brick laying, stone setting, scaffolding and roof covering. The erection of steel structures is included, provided that the parts are not produced by the same unit. Included also are building finishing such as plumbing, installation of heating and air-conditioning systems, alarm systems and other electrical work, installation of illumination and signaling systems for roads, railways, airports, harbours, building completion activities such as painting, floor and wall tiling; and repair of the same type as the above mentioned activities.

BRIEF ANALYSIS

Number of Establishments

The final results of the 2010 ASPBI showed that there were 1,464 establishments engaged in construction activities in the formal sector of the economy.

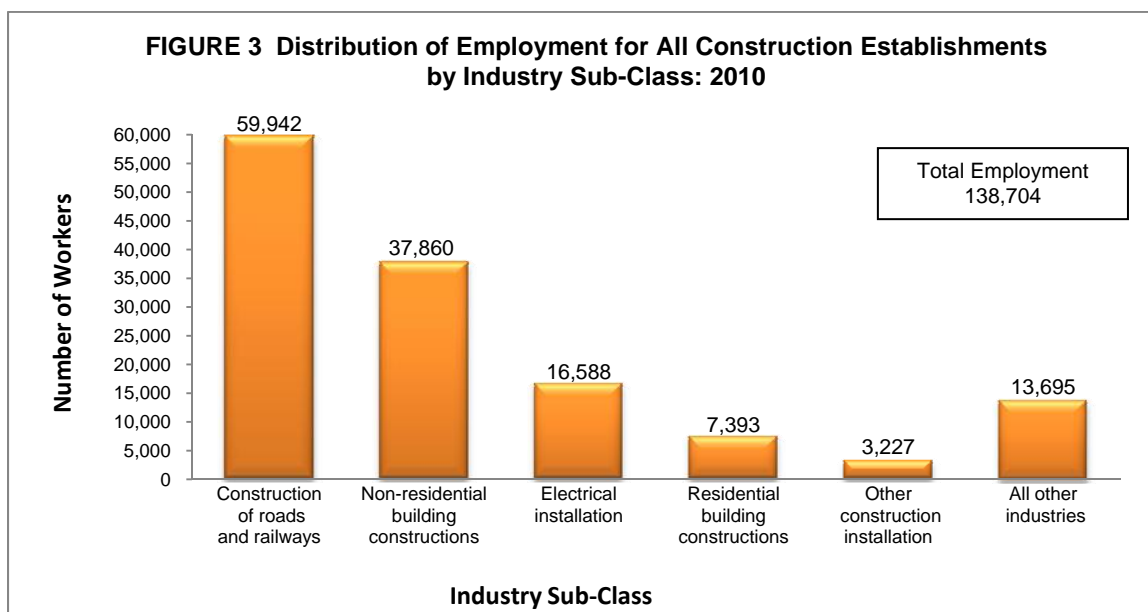
Construction of roads and railways led the sector in terms of the number of establishments with 674 or 46.0 percent of the total. Non-residential building constructions ranked a far second with 211 establishments (14.4%), followed by residential building constructions with 184 establishments (12.6%) and electrical installation with 182 establishments (12.4%). Figure 2 shows the percentage distribution of all construction establishments by industry sub-class in 2010.



Employment

Construction establishments employed a total of 138,704 workers in 2010. Paid employees constituted 138,284 workers or 99.7 percent of the total, while the remaining 420 workers or 0.3 percent were working owners and unpaid workers .

By industry, construction of roads and railways, having the highest number of establishments, hired the majority of workers with 59,942 (43.2%). This was followed by non-residential building constructions with 37,860 workers (27.3%) and electrical installation with 16,588 workers (12.0%). Residential building constructions, which placed third in terms of number of establishments, hired only 7,393 workers (5.3%). Figure 3 displays the distribution of employment for all construction establishments by industry sub-class in 2010.



The average number of workers for the sector was recorded at 95 per establishment.

Industrywise, non-residential building constructions topped the sector with 179 workers per establishment. Other industries that exceeded the national average in terms of average number of workers per establishment were as follows:

- Construction of other civil engineering projects, 144 workers
- Plumbing, heat and air-conditioning installation, 129 workers

Compensation

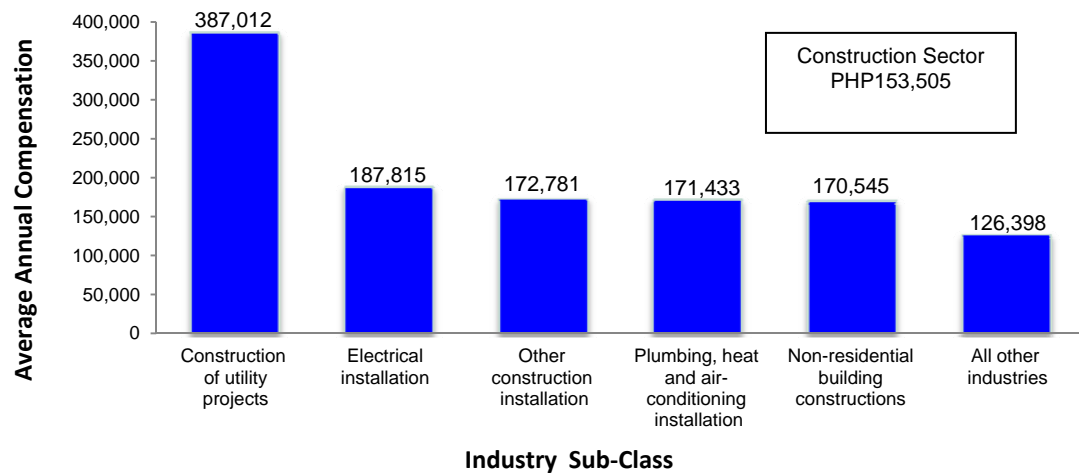
Compensation paid by all construction establishments to its employees in 2010 amounted to PHP21.2 billion, translating to an average annual remuneration of PHP153,505 per employee.

Employees of construction of utility projects were the highest paid with an average annual pay of PHP387,012. Moreover, employees in the following industries received average annual compensation higher than the national average:

- Electrical installation, PHP 187,815
- Other construction installation, PHP172,781
- Plumbing, heat and air-conditioning installation, PHP171, 433
- Non-residential building constructions, PHP170,545

Figure 4 displays the average annual compensation of employees for all construction establishments by industry sub-class in 2010.

FIGURE 4 Average Annual Compensation of Employees for All Construction Establishments by Industry Sub-Class: 2010

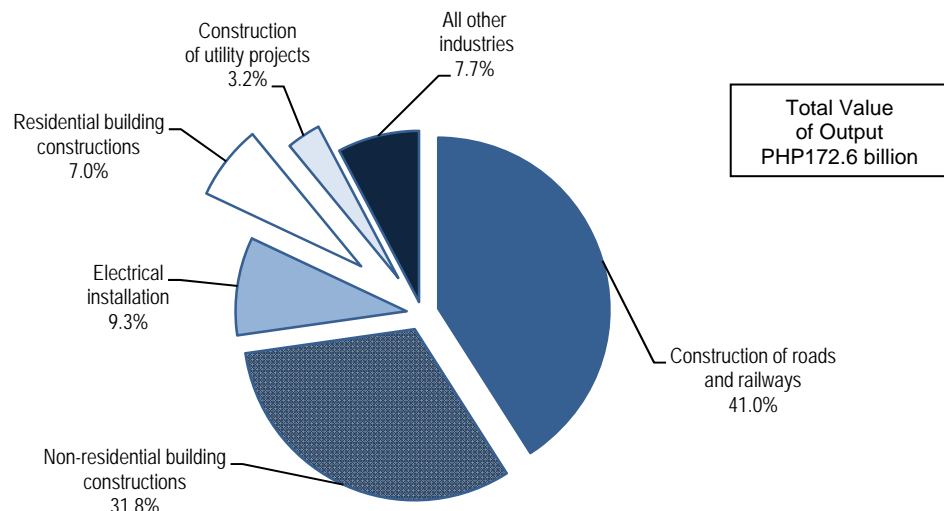


Value of output

Total value of output in 2010 produced by all construction establishments was estimated at PHP172.6 billion.

By industry, the highest value of output was generated by construction of roads and railways worth PHP70.7 billion accounting for 41.0 percent of total, followed by non-residential building constructions with PHP54.9 billion (31.8%). Electrical installation with output value of PHP16.0 billion (9.3%) and residential building constructions with PHP12.2 billion (7.0%) ranked third and fourth, respectively. Figure 5 displays the percentage distribution of value of output for all construction establishments by industry sub-class in 2010.

FIGURE 5 Percentage Distribution of Value of Output for All Construction Establishments by Industry Sub-Class: 2010



Cost

Total cost, excluding compensation, incurred by all construction establishments in 2010 reached PHP140.9 billion.

Combined cost of the top two industries accounted for about three-fourths of the total cost, construction of roads and railways with PHP60.7 billion (43.1%) and non-residential building constructions with PHP44.5 billion (31.6%). Electrical installation incurred PHP11.6 billion (8.3%) and residential building constructions, PHP10.4 billion (7.4%), in their business operations.

Revenue per Cost

The ratio of total revenue to total cost was recorded at 1.25 for the sector, which means that for every peso spent PHP1.25 was realized in terms of revenue.

Among industries, plumbing, heat and air-conditioning installation recorded the highest revenue per peso cost of 1.88. Painting and related work placed second with a 1.82 ratio. Other industries with revenue per peso cost higher than the sector's ratio were as follows:

- Construction of utility projects, 1.56
- Electrical installation, 1.42
- Other construction installation, 1.41
- Other specialized construction activities, 1.40
- Site preparation, 1.28

Value added

Total value added generated by all construction establishments was estimated at PHP42.0 billion.

Industrywise, construction of roads and railways accounted for the biggest share to total value added amounting to PHP15.0 billion or 35.6 percent. Non-residential building constructions was the next highest contributor with PHP13.1 billion (31.1%) followed by electrical installation with PHP5.4 billion (12.7%).

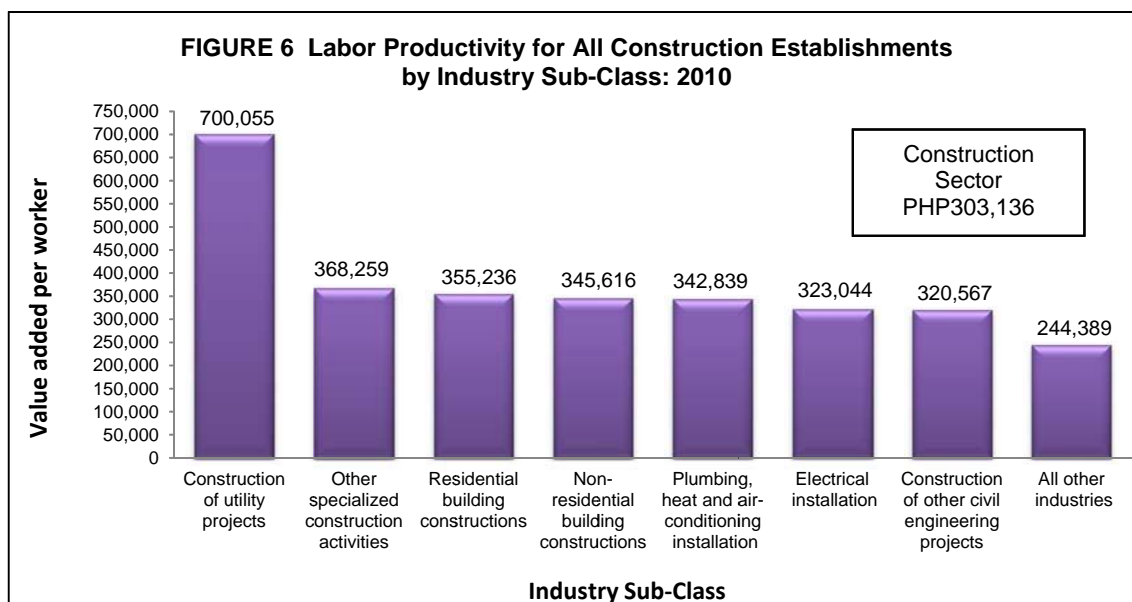
Labor productivity

Labor productivity, defined as the ratio of value added to total employment, was estimated at PHP303.1 thousand for the construction sector.

The highest labor productivity was recorded by construction of utility projects with PHP700.1 thousand. Other industries that surpassed the national average in terms of labor productivity were as follows:

- Other specialized construction activities, PHP368.3 thousand
- Residential (dwelling) building constructions, PHP355.2 thousand
- Non-residential building constructions, PHP345.6 thousand
- Plumbing, heat and air-conditioning installation, PHP342.8 thousand
- Electrical installation, PHP323.0 thousand
- Construction of other engineering projects, PHP320.6 thousand

Figure 6 shows the labor productivity for all construction establishments by industry sub-class in 2010.



Gross addition to tangible fixed assets

Gross addition to tangible fixed assets, defined as, capital expenditures less sale of tangible fixed assets, reached PHP3.0 billion.

Construction of roads and railways acquired the highest addition to its tangible fixed assets amounting to PHP1.2 billion or 39.1 percent of total. Non-residential building constructions ranked second with addition to tangible fixed assets worth PHP0.9 billion (31.3%) while electrical installation with PHP0.3 billion (9.4%) placed third.

Subsidies

The construction sector did not receive any subsidy from the government in 2010.

**Establishments
for
All Employment Sizes
NATIONAL TABLES**

TABLE 1 Summary Statistics for All Construction Establishments by Industry Sub-Class: Philippines, 2010

(Value in thousand pesos. Details may not add-up to total due to rounding and/or statistical disclosure control)

2009 PSIC Code	Industry Description	Number of Establishments	Employment as of November 15		Total Compensatio n	Total Revenue	Total Cost
			Total	Paid Employees			
		(1)	(2)	(3)	(4)	(5)	(6)
F	Construction	1,464	138,704	138,284	21,227,287	175,798,468	140,878,563
F41001	Residential (dwelling) building constructions	184	7,393	7,365	1,019,991	12,359,190	10,441,090
F41002	Non-residential building constructions	211	37,860	37,832	6,452,064	55,660,155	44,503,937
F42100	Construction of roads and railways	674	59,942	59,733	7,459,837	72,234,941	60,683,646
F42200	Construction of utility projects	36	3,008	3,000	1,161,035	5,594,964	3,577,317
F42900	Construction of other civil engineering projects	13	1,869	1,863	212,427	3,404,798	2,878,112
F43120	Site preparation	3	55	50	6,906	46,223	35,973
F43210	Electrical installation	182	16,588	16,513	3,101,383	16,498,439	11,637,034
F43220	Plumbing, heat and air-conditioning installation	23	2,962	2,952	506,069	2,055,183	1,095,540
F43290	Other construction installation	38	3,227	3,214	555,318	2,160,912	1,536,577
F43301	Painting and related work	9	460	460	31,354	95,418	52,365
F43302	Floor and wall tiling or covering with other material	6	280	280	25,427	230,466	208,352
F43309	Other building completion and finishing activities	32	1,937	1,923	243,948	2,116,256	1,846,953
F43900	Other specialized construction activities	53	3,124	3,101	451,528	3,341,524	2,381,668

2009 PSIC Code	Industry Description	Value of Output	Intermediate Cost	Value Added	Gross Addition to Tangible Fixed Assets	Change in Inventories	Subsidies
		(7)	(8)	(9)	(10)	(11)	(12)
F	Construction	172,578,141	118,613,528	42,046,230	3,011,271	3,415,589	-
F41001	Residential (dwelling) building constructions	12,151,367	9,131,624	2,626,259	142,258	80,916	-
F41002	Non-residential building constructions	54,860,884	37,498,587	13,085,030	941,923	1,587,095	-
F42100	Construction of roads and railways	70,684,810	51,817,566	14,965,247	1,178,400	1,362,152	-
F42200	Construction of utility projects	5,582,187	2,432,714	2,105,765	71,338	5,642	-
F42900	Construction of other civil engineering projects	3,403,169	2,573,946	599,140	103,452	10,612	-
F43120	Site preparation	43,923	28,990	13,535	11,677	(89)	-
F43210	Electrical installation	15,970,576	9,314,193	5,358,650	282,601	132,282	-
F43220	Plumbing, heat and air-conditioning installation	2,050,739	958,979	1,015,489	17,499	86,836	-
F43290	Other construction installation	2,100,091	1,120,146	742,352	116,678	35,131	-
F43301	Painting and related work	93,683	46,504	44,355	492	(2,354)	-
F43302	Floor and wall tiling or covering with other material	228,730	194,824	21,417	1,820	(7,398)	-
F43309	Other building completion and finishing activities	2,103,436	1,720,939	318,547	11,023	108	-
F43900	Other specialized construction activities	3,304,544	1,774,516	1,150,441	132,111	124,656	-

TABLE 2 Number of Establishments and Employment by Type and Sex for All Construction Establishments by Industry Sub-Class: Philippines, 2010

(Details may not add-up to total due to rounding and/or statistical disclosure control)

2009 PSIC Code	Industry Description	Number of Establishments	Employment as of November 15					
			Total		Paid		Unpaid	
			Male	Female	Male	Female	Male	Female
		(1)	(2)	(3)	(4)	(5)	(6)	(7)
F	Construction	1,464	124,811	13,893	124,532	13,752	278	142
F41001	Residential (dwelling) building constructions	184	6,422	971	6,401	964	21	7
F41002	Non-residential building constructions	211	34,178	3,682	34,151	3,680	26	2
F42100	Construction of roads and railways	674	53,826	6,115	53,683	6,050	143	66
F42200	Construction of utility projects	36	2,737	272	2,737	262	-	9
F42900	Construction of other civil engineering projects	13	1,711	158	1,708	155	3	3
F43120	Site preparation	3	35	20	33	17	2	3
F43210	Electrical installation	182	15,103	1,485	15,051	1,462	52	23
F43220	Plumbing, heat and air-conditioning installation	23	2,754	208	2,750	202	4	6
F43290	Other construction installation	38	2,904	323	2,893	321	11	3
F43301	Painting and related work	9	438	22	438	22	-	-
F43302	Floor and wall tiling or covering with other material	6	247	33	247	33	-	-
F43309	Other building completion and finishing activities	32	1,752	185	1,745	178	7	7
F43900	Other specialized construction activities	53	2,704	419	2,696	406	9	13

TABLE 2.1 Number of Establishments and Hours Worked by Construction Workers by Sex for All Construction Establishments by Industry Sub-Class: Philippines, 2010

(Details may not add-up to total due to rounding and/or statistical disclosure control)

2009 PSIC Code	Industry Description	Number of Establishments	Construction Workers			Hours Worked		
			Total	Male	Female	Total	Male	Female
			(2)	(3)	(4)	(5)	(6)	(7)
		(1)	(2)	(3)	(4)	(5)	(6)	(7)
F	Construction	1,464	103,152	101,302	1,850	266,698,336	261,796,698	4,901,638
F41001	Residential (dwelling) building constructions	184	5,189	5,142	47	12,974,233	12,855,529	118,704
F41002	Non-residential building constructions	211	30,153	29,319	834	83,539,629	81,261,317	2,278,312
F42100	Construction of roads and railways	674	43,589	42,877	712	106,968,611	105,144,401	1,824,210
F42200	Construction of utility projects	36	2,438	2,428	10	7,973,320	7,940,338	32,981
F42900	Construction of other civil engineering projects	13	1,674	1,648	26	4,621,491	4,538,915	82,576
F43120	Site preparation	3	27	26	1	71,448	68,952	2,496
F43210	Electrical installation	182	11,493	11,308	185	29,646,611	29,167,400	479,210
F43220	Plumbing, heat and air-conditioning installation	23	2,467	2,456	11	5,844,318	5,817,912	26,406
F43290	Other construction installation	38	1,864	1,850	14	4,596,888	4,563,668	33,220
F43301	Painting and related work	9	407	407	-	1,017,744	1,017,744	-
F43302	Floor and wall tiling or covering with other material	6	204	204	-	442,752	442,752	-
F43309	Other building completion and finishing activities	32	1,479	1,475	4	3,602,093	3,592,111	9,982
F43900	Other specialized construction activities	53	2,169	2,163	6	5,399,199	5,385,658	13,541

TABLE 3 Number of Establishments and Compensation of Employees for All Construction Establishments by Industry Sub-Class: Philippines, 2010

(Value in thousand pesos. Details may not add-up to total due to rounding and/or statistical disclosure control)

2009 PSIC Code	Industry Description	Number of Establishments	Compensation			
			Total	Gross Salaries and Wages	Employer's Contribution to SSS/GSIS, ECC, etc	Separation, Retirement, Terminal Pay, Gratuities and Others
		(1)	(2)	(3)	(4)	(5)
F	Construction	1,464	21,227,287	19,834,715	1,174,778	217,794
F41001	Residential (dwelling) building constructions	184	1,019,991	946,046	68,451	5,494
F41002	Non-residential building constructions	211	6,452,064	5,997,178	416,188	38,698
F42100	Construction of roads and railways	674	7,459,837	7,035,619	315,346	108,871
F42200	Construction of utility projects	36	1,161,035	1,125,121	34,071	1,844
F42900	Construction of other civil engineering projects	13	212,427	195,693	13,962	2,773
F43120	Site preparation	3	6,906	6,335	451	120
F43210	Electrical installation	182	3,101,383	2,854,769	206,855	39,759
F43220	Plumbing, heat and air-conditioning installation	23	506,069	482,348	23,324	397
F43290	Other construction installation	38	555,318	489,128	52,492	13,698
F43301	Painting and related work	9	31,354	28,250	2,928	176
F43302	Floor and wall tiling or covering with other material	6	25,427	22,264	1,416	1,747
F43309	Other building completion and finishing activities	32	243,948	227,605	14,077	2,266
F43900	Other specialized construction activities	53	451,528	424,358	25,219	1,951

TABLE 4 Number of Establishments and Value of Output for All Construction Establishments by Industry Sub-Class: Philippines, 2010

(Value in thousand pesos. Details may not add-up to total due to rounding and/or statistical disclosure control)

2009 PSIC Code	Industry Description	Number of Establishments	Value of Output			
			Total	Value of Domestic Construction Put in Place	Net Income Earned from Construction Activities Abroad	Value of Industrial Services Done for Others
		(1)	(2)	(3)	(4)	(5)
F	Construction	1,464	172,578,141	169,549,314	1,333,589	440,686
F41001	Residential (dwelling) building constructions	184	12,151,367	12,073,211	-	75,552
F41002	Non-residential building constructions	211	54,860,884	54,216,835	-	2,556
F42100	Construction of roads and railways	674	70,684,810	69,922,326	424,153	61,287
F42200	Construction of utility projects	36	5,582,187	4,729,763	852,424	-
F42900	Construction of other civil engineering projects	13	3,403,169	3,400,309	-	250
F43120	Site preparation	3	43,923	-	-	43,423
F43210	Electrical installation	182	15,970,576	15,532,715	57,012	239,688
F43220	Plumbing, heat and air-conditioning installation	23	2,050,739	2,034,535	-	14,698
F43290	Other construction installation	38	2,100,091	2,091,927	-	-
F43301	Painting and related work	9	93,683	93,683	-	-
F43302	Floor and wall tiling or covering with other material	6	228,730	228,730	-	-
F43309	Other building completion and finishing activities	32	2,103,436	1,932,915	-	238
F43900	Other specialized construction activities	53	3,304,544	3,292,365	-	2,993

TABLE 4 Number of Establishments and Value of Output for All Construction Establishments by Industry Sub-Class: Philippines, 2010 (Concluded)

(Value in thousand pesos. Details may not add-up to total due to rounding and/or statistical disclosure control)

2009 PSIC Code	Industry Description	Value of Output			
		Value of Products Sold	Value of Goods for Resale Less Cost of Goods Sold	Tangible Fixed Assets Produced on Own Account	Change in Inventory of Finished Products and Work-in- Progress
		(6)	(7)	(8)	(9)
F	Construction	935,943	226,028	24,842	67,739
F41001	Residential (dwelling) building constructions	1,446	2,113	-	(955)
F41002	Non-residential building constructions	501,185	138,129	-	2,179
F42100	Construction of roads and railways	175,952	23,586	20,953	56,553
F42200	Construction of utility projects	-	-	-	-
F42900	Construction of other civil engineering projects	-	-	110	2,500
F43120	Site preparation	-	500	-	-
F43210	Electrical installation	81,441	57,993	-	1,727
F43220	Plumbing, heat and air-conditioning installation	535	971	-	-
F43290	Other construction installation	-	2,078	-	6,086
F43301	Painting and related work	-	-	-	-
F43302	Floor and wall tiling or covering with other material	-	-	-	-
F43309	Other building completion and finishing activities	170,283	-	-	-
F43900	Other specialized construction activities	5,100	658	3,779	(351)

TABLE 4.1 Number of Establishments and Revenue by Type for All Construction Establishments by Industry Sub-Class: Philippines, 2010

(Value in thousand pesos. Details may not add-up to total due to rounding and/or statistical disclosure control)

2009 PSIC Code	Industry Description	Number of Establishments	Revenue			
			Total	Value of Domestic Construction Put in Place	Net Income Earned from Construction Activities Abroad	Value of Industrial Services Done for Others
			(2)	(3)	(4)	(5)
F	Construction	1,464	175,798,468	169,549,314	1,333,589	440,686
F41001	Residential (dwelling) building constructions	184	12,359,190	12,073,211	-	75,552
F41002	Non-residential building constructions	211	55,660,155	54,216,835	-	2,556
F42100	Construction of roads and railways	674	72,234,941	69,922,326	424,153	61,287
F42200	Construction of utility projects	36	5,594,964	4,729,763	852,424	-
F42900	Construction of other civil engineering projects	13	3,404,798	3,400,309	-	250
F43120	Site preparation	3	46,223	-	-	43,423
F43210	Electrical installation	182	16,498,439	15,532,715	57,012	239,688
F43220	Plumbing, heat and air-conditioning installation	23	2,055,183	2,034,535	-	14,698
F43290	Other construction installation	38	2,160,912	2,091,927	-	-
F43301	Painting and related work	9	95,418	93,683	-	-
F43302	Floor and wall tiling or covering with other material	6	230,466	228,730	-	-
F43309	Other building completion and finishing activities	32	2,116,256	1,932,915	-	238
F43900	Other specialized construction activities	53	3,341,524	3,292,365	-	2,993

TABLE 4.1 Number of Establishments and Revenue by Type for All Construction Establishments
by Industry Sub-Class: Philippines, 2010 *(Concluded)*

(Value in thousand pesos. Details may not add-up to total due to rounding and/or statistical disclosure control)

2009 PSIC Code	Industry Description	Revenue				
		Value of Products Sold	Value of Non- Industrial Services Done for Others	Delivery Charges Separately Invoiced to Customers	Value of Goods for Resale	Interest Income
		(6)	(7)	(8)	(9)	(10)
F	Construction	935,943	1,188,048	-	895,844	444,317
F41001	Residential (dwelling) building constructions	1,446	98,316	-	15,226	17,374
F41002	Non-residential building constructions	501,185	387,852	-	220,359	76,483
F42100	Construction of roads and railways	175,952	579,971	-	340,887	305,330
F42200	Construction of utility projects	-	663	-	-	7,660
F42900	Construction of other civil engineering projects	-	800	-	-	713
F43120	Site preparation	-	800	-	1,500	500
F43210	Electrical installation	81,441	92,296	-	307,204	32,402
F43220	Plumbing, heat and air-conditioning installation	535	494	-	3,085	1,250
F43290	Other construction installation	-	20,847	-	6,926	1,086
F43301	Painting and related work	-	1,700	-	-	35
F43302	Floor and wall tiling or covering with other material	-	1,168	-	-	8
F43309	Other building completion and finishing activities	170,283	2,266	-	-	479
F43900	Other specialized construction activities	5,100	874	-	658	996

2009 PSIC Code	Industry Description	Revenue					
		Dividend Income	Commission and Fees Earned	Royalty Income	Franchise Income	Foreign Exchange Gains	Other Income
		(11)	(12)	(13)	(14)	(15)	(16)
F	Construction	48,795	110,302	4,119	8,757	94,480	744,274
F41001	Residential (dwelling) building constructions	2	800	400	-	8,045	68,816
F41002	Non-residential building constructions	5,207	1,842	-	-	27,291	220,544
F42100	Construction of roads and railways	26,590	605	3,719	5,915	35,905	352,302
F42200	Construction of utility projects	5	-	-	-	4,101	348
F42900	Construction of other civil engineering projects	-	-	-	-	-	2,726
F43120	Site preparation	-	-	-	-	-	-
F43210	Electrical installation	16,942	102,436	-	-	13,735	22,567
F43220	Plumbing, heat and air-conditioning installation	-	-	-	585	-	-
F43290	Other construction installation	-	4,616	-	-	4,842	30,668
F43301	Painting and related work	-	-	-	-	-	-
F43302	Floor and wall tiling or covering with other material	-	-	-	-	561	-
F43309	Other building completion and finishing activities	43	-	-	-	-	10,032
F43900	Other specialized construction activities	6	3	-	2,257	-	36,270

TABLE 4.2 Number of Establishments and Value of Industrial Services Done for Others by Type for All Construction Establishments
by Industry Sub-Class: Philippines, 2010

(Value in thousand pesos. Details may not add-up to total due to rounding and/or statistical disclosure control)

2009 PSIC Code	Industry Description	Number of Establishments	Industrial Services Done for Others		
			Total	Contract and Commission Work	Other Industrial Services
		(1)	(2)	(3)	(4)
F	Construction	1,464	440,686	109,225	331,460
F41001	Residential (dwelling) building constructions	184	75,552	5,912	69,641
F41002	Non-residential building constructions	211	2,556	2,556	-
F42100	Construction of roads and railways	674	61,287	45,818	15,469
F42200	Construction of utility projects	36	-	-	-
F42900	Construction of other civil engineering projects	13	250	250	-
F43120	Site preparation	3	43,423	43,423	-
F43210	Electrical installation	182	239,688	1,523	238,166
F43220	Plumbing, heat and air-conditioning installation	23	14,698	6,513	8,185
F43290	Other construction installation	38	-	-	-
F43301	Painting and related work	9	-	-	-
F43302	Floor and wall tiling or covering with other material	6	-	-	-
F43309	Other building completion and finishing activities	32	238	238	-
F43900	Other specialized construction activities	53	2,993	2,993	-

TABLE 4.3 Number of Establishments and Value of Non-Industrial Services Done for Others by Type for All Construction Establishments
by Industry Sub-Class: Philippines, 2010

(Value in thousand pesos. Details may not add-up to total due to rounding and/or statistical disclosure control)

2009 PSIC Code	Industry Description	Number of Establishments	Non-Industrial Services Done for Others				
			Total	Rent Income from Land	Rental Income from Building and Structures	Other Rental Income	Other Non-Industrial Services
		(1)	(2)	(3)	(4)	(5)	(6)
F	Construction	1,464	1,188,048	29,448	212,719	563,467	382,414
F41001	Residential (dwelling) building constructions	184	98,316	-	31,665	13,084	53,568
F41002	Non-residential building constructions	211	387,852	3,102	25,182	348,318	11,250
F42100	Construction of roads and railways	674	579,971	25,546	112,323	201,490	240,613
F42200	Construction of utility projects	36	663	-	443	220	-
F42900	Construction of other civil engineering projects	13	800	-	-	-	800
F43120	Site preparation	3	800	800	-	-	-
F43210	Electrical installation	182	92,296	-	19,225	156	72,915
F43220	Plumbing, heat and air-conditioning installation	23	494	-	374	-	120
F43290	Other construction installation	38	20,847	-	20,847	-	-
F43301	Painting and related work	9	1,700	-	-	-	1,700
F43302	Floor and wall tiling or covering with other material	6	1,168	-	-	-	1,168
F43309	Other building completion and finishing activities	32	2,266	-	1,986	-	281
F43900	Other specialized construction activities	53	874	-	676	199	-

TABLE 5 Number of Establishments and Cost by Type for All Construction Establishments by Industry Sub-Class: Philippines, 2010

(Value in thousand pesos. Details may not add-up to total due to rounding and/or statistical disclosure control)

2009 PSIC Code	Industry Description	Number of Establishments	Cost				
			Total	Materials and Supplies Purchased	Fuels, Lubricants, Oils and Greases Purchased	Electricity and Water Purchased	Industrial Services Done by Others
		(1)	(2)	(3)	(4)	(5)	(6)
F	Construction	1,464	140,878,563	85,617,084	3,727,647	1,187,466	29,192,325
F41001	Residential (dwelling) building constructions	184	10,441,090	6,960,543	196,733	123,464	1,894,549
F41002	Non-residential building constructions	211	44,503,937	24,419,636	481,871	325,758	12,702,445
F42100	Construction of roads and railways	674	60,683,646	39,687,141	2,388,319	467,610	9,778,301
F42200	Construction of utility projects	36	3,577,317	1,668,454	132,184	28,914	606,706
F42900	Construction of other civil engineering projects	13	2,878,112	785,424	60,759	14,631	1,726,263
F43120	Site preparation	3	35,973	11,434	5,571	1,107	10,789
F43210	Electrical installation	182	11,637,034	7,401,182	335,649	96,860	1,520,869
F43220	Plumbing, heat and air-conditioning installation	23	1,095,540	830,764	25,327	17,541	105,607
F43290	Other construction installation	38	1,536,577	840,555	27,935	29,516	249,738
F43301	Painting and related work	9	52,365	38,648	2,268	1,133	2,178
F43302	Floor and wall tiling or covering with other material	6	208,352	126,940	2,666	2,457	55,363
F43309	Other building completion and finishing activities	32	1,846,953	1,367,486	9,342	11,127	341,912
F43900	Other specialized construction activities	53	2,381,668	1,478,878	59,023	67,347	197,606

2009 PSIC Code	Industry Description	Cost					
		Non-Industrial Services Done by Others	Goods Purchased for Resale	Interest Expense	Taxes on Products and Production	Research and Experimental Development Expense	Environmental Protection Expense
		(7)	(8)	(9)	(10)	(11)	(12)
F	Construction	11,543,697	673,656	1,073,926	1,728,687	38,819	28,824
F41001	Residential (dwelling) building constructions	529,401	13,321	139,033	223,916	140	475
F41002	Non-residential building constructions	4,579,428	85,170	207,791	607,014	349	-
F42100	Construction of roads and railways	3,409,002	314,148	604,434	501,058	33,401	4,649
F42200	Construction of utility projects	898,482	-	3,199	23,456	3,882	2,976
F42900	Construction of other civil engineering projects	192,638	-	5,416	10,282	50	20,574
F43120	Site preparation	2,054	1,000	15	249	20	100
F43210	Electrical installation	1,188,104	253,861	80,076	247,139	652	16
F43220	Plumbing, heat and air-conditioning installation	74,094	1,341	4,672	13,407	325	-
F43290	Other construction installation	247,216	4,816	5,492	35,343	-	-
F43301	Painting and related work	4,497	-	204	1,112	-	-
F43302	Floor and wall tiling or covering with other material	12,194	-	16	2,549	-	-
F43309	Other building completion and finishing activities	65,819	-	9,476	8,482	-	35
F43900	Other specialized construction activities	340,767	-	14,101	54,679	-	-

TABLE 5 Number of Establishments and Cost by Type for All Construction Establishments by Industry Sub-Class: Philippines, 2010 (Concluded)

(Value in thousand pesos. Details may not add-up to total due to rounding and/or statistical disclosure control)

2009 PSIC Code	Industry Description	Cost					
		Royalty Fee	Franchise Fee	Foreign Exchange Losses	Bad and Doubtful Debts	Depreciation of Fixed Assets	Other Cost
		(13)	(14)	(15)	(16)	(17)	(18)
F	Construction	74,241	53,626	170,303	152,199	3,567,511	2,048,550
F41001	Residential (dwelling) building constructions	-	-	385	-	320,469	38,660
F41002	Non-residential building constructions	42,185	-	41,716	38,535	722,762	249,276
F42100	Construction of roads and railways	2,934	293	86,718	67,072	1,995,755	1,342,811
F42200	Construction of utility projects	-	-	9,232	5,837	59,747	134,248
F42900	Construction of other civil engineering projects	1,350	-	6,031	460	41,270	12,965
F43120	Site preparation	-	-	-	100	3,511	24
F43210	Electrical installation	14,147	53,103	25,590	22,929	252,136	144,721
F43220	Plumbing, heat and air-conditioning installation	281	-	-	100	19,431	2,650
F43290	Other construction installation	13,343	-	556	9,156	40,078	32,834
F43301	Painting and related work	-	-	-	-	2,298	27
F43302	Floor and wall tiling or covering with other material	-	-	-	-	4,142	2,024
F43309	Other building completion and finishing activities	-	-	75	8,010	14,868	10,320
F43900	Other specialized construction activities	-	230	-	-	91,045	77,991

TABLE 5.1 Number of Establishments and Intermediate Cost for All Construction Establishments by Industry Sub-Class: Philippines, 2010

(Value in thousand pesos. Details may not add-up to total due to rounding and/or statistical disclosure control)

2009 PSIC Code	Industry Description	Number of Establish- ments	Intermediate Cost					
			Total	Materials and Supplies Purchased	Fuels, Lubricants, Oils and Greases Purchased	Electricity and Water Purchased	Industrial Services Done by Others	Beginning Less Ending Inventory of Materials, Supplies and Fuels
			(1)	(2)	(3)	(4)	(5)	(6)
F	Construction	1,464	118,613,528	85,617,084	3,727,647	1,187,466	29,192,325	(1,110,994)
F41001	Residential (dwelling) building constructions	184	9,131,624	6,960,543	196,733	123,464	1,894,549	(43,665)
F41002	Non-residential building constructions	211	37,498,587	24,419,636	481,871	325,758	12,702,445	(431,123)
F42100	Construction of roads and railways	674	51,817,566	39,687,141	2,388,319	467,610	9,778,301	(503,805)
F42200	Construction of utility projects	36	2,432,714	1,668,454	132,184	28,914	606,706	(3,544)
F42900	Construction of other civil engineering projects	13	2,573,946	785,424	60,759	14,631	1,726,263	(13,131)
F43120	Site preparation	3	28,990	11,434	5,571	1,107	10,789	89
F43210	Electrical installation	182	9,314,193	7,401,182	335,649	96,860	1,520,869	(40,367)
F43220	Plumbing, heat and air-conditioning installation	23	958,979	830,764	25,327	17,541	105,607	(20,260)
F43290	Other construction installation	38	1,120,146	840,555	27,935	29,516	249,738	(27,598)
F43301	Painting and related work	9	46,504	38,648	2,268	1,133	2,178	2,277
F43302	Floor and wall tiling or covering with other material	6	194,824	126,940	2,666	2,457	55,363	7,398
F43309	Other building completion and finishing activities	32	1,720,939	1,367,486	9,342	11,127	341,912	(8,928)
F43900	Other specialized construction activities	53	1,774,516	1,478,878	59,023	67,347	197,606	(28,338)

TABLE 5.2 Number of Establishments and Cost of Industrial Services Done by Others by Type for All Construction Establishments
by Industry Sub-Class: Philippines, 2010

(Value in thousand pesos. Details may not add-up to total due to rounding and/or statistical disclosure control)

2009 PSIC Code	Industry Description	Number of Establishments	Industrial Services Done by Others		
			Total	Contract and Commission Work	Other Industrial Services
		(1)	(2)	(3)	(4)
F	Construction	1,464	29,192,325	26,543,400	2,648,926
F41001	Residential (dwelling) building constructions	184	1,894,549	1,815,654	78,895
F41002	Non-residential building constructions	211	12,702,445	12,161,586	540,858
F42100	Construction of roads and railways	674	9,778,301	8,345,338	1,432,963
F42200	Construction of utility projects	36	606,706	586,462	20,244
F42900	Construction of other civil engineering projects	13	1,726,263	1,602,676	123,586
F43120	Site preparation	3	10,789	9,341	1,447
F43210	Electrical installation	182	1,520,869	1,250,441	270,428
F43220	Plumbing, heat and air-conditioning installation	23	105,607	31,566	74,041
F43290	Other construction installation	38	249,738	237,522	12,216
F43301	Painting and related work	9	2,178	1,788	390
F43302	Floor and wall tiling or covering with other material	6	55,363	53,259	2,104
F43309	Other building completion and finishing activities	32	341,912	336,375	5,537
F43900	Other specialized construction activities	53	197,606	111,391	86,215

TABLE 5.3 Number of Establishments and Cost of Non-Industrial Services Done by Others by Type for All Construction Establishments
by Industry Sub-Class: Philippines, 2010

(Value in thousand pesos. Details may not add up to total due to rounding and/or statistical disclosure control)

2009 PSIC Code	Industry Description	Number of Establishments	Non- Industrial Services Done by Others				
			Total	Rent Expense for Land	Rental Expense for Building and Structures	Other Rental Expense	Other Non-Industrial Services
		(1)	(2)	(3)	(4)	(5)	(6)
F	Construction	1,464	11,543,697	330,978	754,219	1,184,713	9,273,787
F41001	Residential (dwelling) building constructions	184	529,401	9,529	64,932	51,143	403,797
F41002	Non-residential building constructions	211	4,579,428	102,162	164,558	318,562	3,994,145
F42100	Construction of roads and railways	674	3,409,002	95,516	296,700	295,311	2,721,475
F42200	Construction of utility projects	36	898,482	3,974	41,495	337,191	515,822
F42900	Construction of other civil engineering projects	13	192,638	604	38,095	5,305	148,635
F43120	Site preparation	3	2,054	510	313	472	760
F43210	Electrical installation	182	1,188,104	23,338	83,880	73,423	1,007,463
F43220	Plumbing, heat and air-conditioning installation	23	74,094	4,239	6,443	682	62,730
F43290	Other construction installation	38	247,216	47,872	19,206	76,608	103,530
F43301	Painting and related work	9	4,497	376	1,111	-	3,010
F43302	Floor and wall tiling or covering with other material	6	12,194	-	2,676	584	8,933
F43309	Other building completion and finishing activities	32	65,819	2,259	11,282	4,283	47,996
F43900	Other specialized construction activities	53	340,767	40,599	23,530	21,148	255,490

TABLE 6 Number of Establishments and Capital Expenditures for Tangible Fixed Assets by Type for All Construction Establishments
by Industry Sub-Class: Philippines, 2010

(Value in thousand pesos. Details may not add up to total due to rounding and/or statistical disclosure control)

2009 PSIC Code	Industry Description	Number of Establishments	Capital Expenditures for Tangible Fixed Assets			
			Total	Land	Buildings, Other Structures and Land Improvements	Transport Equipment
		(1)	(2)	(3)	(4)	(5)
F	Construction	1,464	3,294,106	99,692	424,344	482,667
F41001	Residential (dwelling) building constructions	184	142,258	5,809	10,450	22,952
F41002	Non-residential building constructions	211	1,001,088	1,500	45,837	145,412
F42100	Construction of roads and railways	674	1,350,168	82,384	242,908	197,154
F42200	Construction of utility projects	36	73,541	-	5,086	15,782
F42900	Construction of other civil engineering projects	13	103,630	10,000	2,000	12,162
F43120	Site preparation	3	11,677	-	2,000	3,100
F43210	Electrical installation	182	325,953	-	25,541	63,059
F43220	Plumbing, heat and air-conditioning installation	23	17,499	-	2,772	3,704
F43290	Other construction installation	38	122,847	-	82,221	10,704
F43301	Painting and related work	9	492	-	130	286
F43302	Floor and wall tiling or covering with other material	6	1,820	-	-	-
F43309	Other building completion and finishing activities	32	11,023	-	4,698	3,725
F43900	Other specialized construction activities	53	132,111	-	702	4,626

2009 PSIC Code	Industry Description	Capital Expenditures for Tangible Fixed Assets			
		ICT Machinery and Equipment	Other Machinery and Equipment	Valuables	Other Tangible Fixed Assets
		(6)	(7)	(8)	(9)
F	Construction	70,817	2,215,796	-	791
F41001	Residential (dwelling) building constructions	829	102,219	-	-
F41002	Non-residential building constructions	19,272	788,880	-	187
F42100	Construction of roads and railways	23,461	804,203	-	58
F42200	Construction of utility projects	280	52,393	-	-
F42900	Construction of other civil engineering projects	178	79,289	-	-
F43120	Site preparation	500	6,077	-	-
F43210	Electrical installation	20,935	216,418	-	-
F43220	Plumbing, heat and air-conditioning installation	1,555	9,468	-	-
F43290	Other construction installation	2,446	26,930	-	546
F43301	Painting and related work	-	75	-	-
F43302	Floor and wall tiling or covering with other material	303	1,517	-	-
F43309	Other building completion and finishing activities	769	1,830	-	-
F43900	Other specialized construction activities	287	126,496	-	-

TABLE 6.1 Number of Establishments and Capital Expenditures for Directly Imported Tangible Fixed Assets by Type for All Construction Establishments by Industry Sub-Class: Philippines, 2010

(Value in thousand pesos. Details may not add up to total due to rounding and/or statistical disclosure control)

2009 PSIC Code	Industry Description	Number of Establish- ments	Directly Imported Tangible Fixed Assets					
			Total	Transport Equipment	ICT Machinery and Equipment	Other Machinery and Equipment	Valuables	Other Tangible Fixed Assets
			(1)	(2)	(3)	(4)	(5)	(6)
F	Construction	1,464	7,222	132	10	7,080	-	-
F41001	Residential (dwelling) building constructions	184	-	-	-	-	-	-
F41002	Non-residential building constructions	211	-	-	-	-	-	-
F42100	Construction of roads and railways	674	7,018	-	-	7,018	-	-
F42200	Construction of utility projects	36	-	-	-	-	-	-
F42900	Construction of other civil engineering projects	13	204	132	10	62	-	-
F43120	Site preparation	3	-	-	-	-	-	-
F43210	Electrical installation	182	-	-	-	-	-	-
F43220	Plumbing, heat and air-conditioning installation	23	-	-	-	-	-	-
F43290	Other construction installation	38	-	-	-	-	-	-
F43301	Painting and related work	9	-	-	-	-	-	-
F43302	Floor and wall tiling or covering with other material	6	-	-	-	-	-	-
F43309	Other building completion and finishing activities	32	-	-	-	-	-	-
F43900	Other specialized construction activities	53	-	-	-	-	-	-

TABLE 6.2 Number of Establishments and Capital Expenditures for Tangible Fixed Assets by Mode of Acquisition for All Construction Establishments by Industry Sub-Class: Philippines, 2010

(Value in thousand pesos. Details may not add up to total due to rounding and/or statistical disclosure control)

2009 PSIC Code	Industry Description	Number of Establish- ments	Capital Expenditures for Tangible Fixed Assets by Mode of Acquisition				
			Total	New Tangible Fixed Assets	Major Alterations and Improvements	Land and Used Fixed Assets	Produced on Own Account
			(1)	(2)	(3)	(4)	(5)
F	Construction	1,464	3,294,106	2,772,094	399,975	97,196	24,842
F41001	Residential (dwelling) building constructions	184	142,258	126,000	10,450	5,809	-
F41002	Non-residential building constructions	211	1,001,088	952,733	45,850	2,505	-
F42100	Construction of roads and railways	674	1,350,168	1,028,380	221,953	78,882	20,953
F42200	Construction of utility projects	36	73,541	68,455	5,086	-	-
F42900	Construction of other civil engineering projects	13	103,630	91,520	2,000	10,000	110
F43120	Site preparation	3	11,677	9,677	2,000	-	-
F43210	Electrical installation	182	325,953	302,869	23,084	-	-
F43220	Plumbing, heat and air-conditioning installation	23	17,499	14,727	2,772	-	-
F43290	Other construction installation	38	122,847	41,596	81,251	-	-
F43301	Painting and related work	9	492	362	130	-	-
F43302	Floor and wall tiling or covering with other material	6	1,820	1,820	-	-	-
F43309	Other building completion and finishing activities	32	11,023	6,324	4,698	-	-
F43900	Other specialized construction activities	53	132,111	127,630	702	-	3,779

TABLE 6.3 Number of Establishments and Capital Expenditures for Intangible Assets for All Construction Establishments
by Industry Sub-Class: Philippines, 2010

(Value in thousand pesos. Details may not add up to total due to rounding and/or statistical disclosure control)

2009 PSIC Code	Industry Description	Number of Establishments	Capital Expenditures for Intangible Assets				
			Total	Intangible Non-produced Assets	Computer Software and Data Bases	Entertainment , Literary and Artistic Originals	Other Intangible Assets
		(1)	(2)	(3)	(4)	(5)	(6)
F	Construction	1,464	8,889	117	8,772	-	-
F41001	Residential (dwelling) building constructions	184	-	-	-	-	-
F41002	Non-residential building constructions	211	5,995	-	5,995	-	-
F42100	Construction of roads and railways	674	794	117	678	-	-
F42200	Construction of utility projects	36	-	-	-	-	-
F42900	Construction of other civil engineering projects	13	565	-	565	-	-
F43120	Site preparation	3	-	-	-	-	-
F43210	Electrical installation	182	1,432	-	1,432	-	-
F43220	Plumbing, heat and air-conditioning installation	23	22	-	22	-	-
F43290	Other construction installation	38	-	-	-	-	-
F43301	Painting and related work	9	-	-	-	-	-
F43302	Floor and wall tiling or covering with other material	6	-	-	-	-	-
F43309	Other building completion and finishing activities	32	80	-	80	-	-
F43900	Other specialized construction activities	53	-	-	-	-	-

TABLE 7 Number of Establishments and Gross Addition to Tangible Fixed Assets for All Construction Establishments
by Industry Sub-Class: Philippines, 2010

(Value in thousand pesos. Details may not add up to total due to rounding and/or statistical disclosure control)

2009 PSIC Code	Industry Description	Number of Establishments	Gross Addition to Tangible Fixed Assets	Capital Expenditures for Tangible Fixed Assets	Sale of Tangible Fixed Assets
		(1)	(2)	(3)	(4)
F	Construction	1,464	3,011,271	3,294,106	282,835
F41001	Residential (dwelling) building constructions	184	142,258	142,258	-
F41002	Non-residential building constructions	211	941,923	1,001,088	59,164
F42100	Construction of roads and railways	674	1,178,400	1,350,168	171,769
F42200	Construction of utility projects	36	71,338	73,541	2,203
F42900	Construction of other civil engineering projects	13	103,452	103,630	178
F43120	Site preparation	3	11,677	11,677	-
F43210	Electrical installation	182	282,601	325,953	43,352
F43220	Plumbing, heat and air-conditioning installation	23	17,499	17,499	-
F43290	Other construction installation	38	116,678	122,847	6,169
F43301	Painting and related work	9	492	492	-
F43302	Floor and wall tiling or covering with other material	6	1,820	1,820	-
F43309	Other building completion and finishing activities	32	11,023	11,023	-
F43900	Other specialized construction activities	53	132,111	132,111	-

TABLE 7.1 Number of Establishments and Sale of Tangible Fixed Assets by Type for All Construction Establishments
by Industry Sub-Class: Philippines, 2010

(Value in thousand pesos. Details may not add up to total due to rounding and/or statistical disclosure control)

2009 PSIC Code	Industry Description	Number of Establishments	Sale of Tangible Fixed Assets		
			Total	Land	Buildings, Other Structures and Land Improvements
		(1)	(2)	(3)	(4)
F	Construction	1,464	282,835	82,692	77,538
F41001	Residential (dwelling) building constructions	184	-	-	-
F41002	Non-residential building constructions	211	59,164	-	40,000
F42100	Construction of roads and railways	674	171,769	76,132	26,867
F42200	Construction of utility projects	36	2,203	-	-
F42900	Construction of other civil engineering projects	13	178	-	-
F43120	Site preparation	3	-	-	-
F43210	Electrical installation	182	43,352	6,560	10,672
F43220	Plumbing, heat and air-conditioning installation	23	-	-	-
F43290	Other construction installation	38	6,169	-	-
F43301	Painting and related work	9	-	-	-
F43302	Floor and wall tiling or covering with other material	6	-	-	-
F43309	Other building completion and finishing activities	32	-	-	-
F43900	Other specialized construction activities	53	-	-	-

2009 PSIC Code	Industry Description	Sale of Tangible Fixed Assets				
		Transport Equipment	ICT Machinery and Equipment	Other Machinery and Equipment	Valuables	Other Tangible Fixed Assets
		(5)	(6)	(7)	(8)	(9)
F	Construction	21,624	2,090	98,739	-	152
F41001	Residential (dwelling) building constructions	-	-	-	-	-
F41002	Non-residential building constructions	5,172	2,085	11,908	-	-
F42100	Construction of roads and railways	3,623	-	65,147	-	-
F42200	Construction of utility projects	530	-	1,673	-	-
F42900	Construction of other civil engineering projects	178	-	-	-	-
F43120	Site preparation	-	-	-	-	-
F43210	Electrical installation	6,615	5	19,500	-	-
F43220	Plumbing, heat and air-conditioning installation	-	-	-	-	-
F43290	Other construction installation	5,506	-	511	-	152
F43301	Painting and related work	-	-	-	-	-
F43302	Floor and wall tiling or covering with other material	-	-	-	-	-
F43309	Other building completion and finishing activities	-	-	-	-	-
F43900	Other specialized construction activities	-	-	-	-	-

TABLE 7.2 Number of Establishments and Losses and Damages to Tangible Fixed Assets by Type for All Construction Establishments
by Industry Sub-Class: Philippines, 2010

(Value in thousand pesos. Details may not add up to total due to rounding and/or statistical disclosure control)

2009 PSIC Code	Industry Description	Number of Establishments	Losses and Damages to Tangible Fixed Assets		
			Total	Land	Buildings, Other Structures and Land Improvements
		(1)	(2)	(3)	(4)
F	Construction	1,464	1,592	-	-
F41001	Residential (dwelling) building constructions	184	-	-	-
F41002	Non-residential building constructions	211	-	-	-
F42100	Construction of roads and railways	674	-	-	-
F42200	Construction of utility projects	36	-	-	-
F42900	Construction of other civil engineering projects	13	-	-	-
F43120	Site preparation	3	-	-	-
F43210	Electrical installation	182	1,592	-	-
F43220	Plumbing, heat and air-conditioning installation	23	-	-	-
F43290	Other construction installation	38	-	-	-
F43301	Painting and related work	9	-	-	-
F43302	Floor and wall tiling or covering with other material	6	-	-	-
F43309	Other building completion and finishing activities	32	-	-	-
F43900	Other specialized construction activities	53	-	-	-

2009 PSIC Code	Industry Description	Losses and Damages to Tangible Fixed Assets				
		Transport Equipment	ICT Machinery and Equipment	Other Machinery and Equipment	Valuables	Other Tangible Fixed Assets
		(5)	(6)	(7)	(8)	(9)
F	Construction	-	1,592	-	-	-
F41001	Residential (dwelling) building constructions	-	-	-	-	-
F41002	Non-residential building constructions	-	-	-	-	-
F42100	Construction of roads and railways	-	-	-	-	-
F42200	Construction of utility projects	-	-	-	-	-
F42900	Construction of other civil engineering projects	-	-	-	-	-
F43120	Site preparation	-	-	-	-	-
F43210	Electrical installation	-	1,592	-	-	-
F43220	Plumbing, heat and air-conditioning installation	-	-	-	-	-
F43290	Other construction installation	-	-	-	-	-
F43301	Painting and related work	-	-	-	-	-
F43302	Floor and wall tiling or covering with other material	-	-	-	-	-
F43309	Other building completion and finishing activities	-	-	-	-	-
F43900	Other specialized construction activities	-	-	-	-	-

TABLE 8 Number of Establishments and Book Value of Tangible Fixed Assets by Type for All Construction Establishments
by Industry Sub-Class: Philippines, 2010

(Value in thousand pesos. Details may not add up to total due to rounding and/or statistical disclosure control)

2009 PSIC Code	Industry Description	Number of Establishments	Book Value of Tangible Fixed Assets as of December 31			
			Total	Land	Buildings, Other Structures and Land Improvements	Transport Equipment
		(1)	(2)	(3)	(4)	(5)
F	Construction	1,464	38,667,318	7,163,370	4,959,921	5,815,400
F41001	Residential (dwelling) building constructions	184	3,509,074	821,719	410,149	72,234,941
F41002	Non-residential building constructions	211	6,035,525	677,711	989,691	778,165
F42100	Construction of roads and railways	674	24,173,409	4,804,724	2,649,422	3,806,194
F42200	Construction of utility projects	36	728,487	61,446	68,359	131,147
F42900	Construction of other civil engineering projects	13	353,658	115,708	22,760	69,886
F43120	Site preparation	3	127,104	30,000	6,100	19,205
F43210	Electrical installation	182	2,095,781	434,734	239,397	341,470
F43220	Plumbing, heat and air-conditioning installation	23	252,877	65,546	27,218	39,955
F43290	Other construction installation	38	634,258	37,470	423,438	86,708
F43301	Painting and related work	9	32,205	6,300	12,269	7,709
F43302	Floor and wall tiling or covering with other material	6	34,525	5,300	10,000	11,219
F43309	Other building completion and finishing activities	32	161,501	57,896	25,843	41,969
F43900	Other specialized construction activities	53	528,914	44,817	75,275	97,534

2009 PSIC Code	Industry Description	Book Value of Tangible Fixed Assets as of December 31			
		ICT Machinery and Equipment	Other Machinery and Equipment	Valuables	Other Tangible Fixed Assets
		(6)	(7)	(8)	(9)
F	Construction	2,872,325	17,748,416	59,378	48,508
F41001	Residential (dwelling) building constructions	52,748	1,808,347	176	31,698
F41002	Non-residential building constructions	337,724	3,247,722	-	4,513
F42100	Construction of roads and railways	2,330,370	10,513,513	59,004	10,182
F42200	Construction of utility projects	16,870	450,580	-	85
F42900	Construction of other civil engineering projects	4,316	140,392	-	596
F43120	Site preparation	1,318	70,481	-	-
F43210	Electrical installation	94,871	985,151	-	159
F43220	Plumbing, heat and air-conditioning installation	13,188	106,892	-	79
F43290	Other construction installation	6,919	78,712	-	1,012
F43301	Painting and related work	1,551	4,375	-	-
F43302	Floor and wall tiling or covering with other material	858	7,147	-	-
F43309	Other building completion and finishing activities	2,772	32,673	198	150
F43900	Other specialized construction activities	8,821	302,431	-	35

TABLE 8.1 Number of Establishments and Book Value of Intangible Assets for All Construction Establishments by Industry Sub-Class: Philippines, 2010

(Value in thousand pesos. Details may not add up to total due to rounding and/or statistical disclosure control)

2009 PSIC Code	Industry Description	Number of Establishments	Book Value of Intangible Assets as of December 31				
			Total	Intangible Non-produced Assets	Computer Software and Data Bases	Entertainment, Literary, and Artistic Originals	Other Intangible Assets
		(1)	(2)	(3)	(4)	(5)	(6)
F	Construction	1,464	122,325	57,551	63,659	35	1,080
F41001	Residential (dwelling) building constructions	184	3,307	-	2,645	-	662
F41002	Non-residential building constructions	211	43,109	-	43,109	-	-
F42100	Construction of roads and railways	674	62,982	57,543	5,021	-	419
F42200	Construction of utility projects	36	4,772	-	4,772	72,234,941	-
F42900	Construction of other civil engineering projects	13	1,057	8	1,014	35	-
F43120	Site preparation	3	-	-	-	-	-
F43210	Electrical installation	182	4,934	-	4,934	-	-
F43220	Plumbing, heat and air-conditioning installation	23	53	-	53	-	-
F43290	Other construction installation	38	455	-	455	-	-
F43301	Painting and related work	9	-	-	-	-	-
F43302	Floor and wall tiling or covering with other material	6	854	-	854	-	-
F43309	Other building completion and finishing activities	32	801	-	801	-	-
F43900	Other specialized construction activities	53	-	-	-	-	-

TABLE 9 Number of Establishments and Value of Inventories by Type for All Construction Establishments
by Industry Sub-Class: Philippines, 2010

(Value in thousand pesos. Details may not add up to total due to rounding and/or statistical disclosure control)

2009 PSIC Code	Industry Description	Number of Establishments	Value of Inventories as of January 1		
			Total	Construction- in-Progress	Materials and Supplies
		(1)	(2)	(3)	(4)
F	Construction	1,464	15,935,391	10,324,708	5,162,451
F41001	Residential (dwelling) building constructions	184	644,189	100,490	539,593
F41002	Non-residential building constructions	211	4,335,611	3,304,049	954,850
F42100	Construction of roads and railways	674	8,386,994	5,868,092	2,333,910
F42200	Construction of utility projects	36	70,110	33,181	36,151
F42900	Construction of other civil engineering projects	13	87,127	46,205	13,706
F43120	Site preparation	3	171	-	171
F43210	Electrical installation	182	1,062,556	449,394	517,368
F43220	Plumbing, heat and air-conditioning installation	23	468,842	130,888	333,455
F43290	Other construction installation	38	251,066	117,013	86,525
F43301	Painting and related work	9	5,537	1,274	4,263
F43302	Floor and wall tiling or covering with other material	6	31,623	-	31,623
F43309	Other building completion and finishing activities	32	290,399	183,812	106,587
F43900	Other specialized construction activities	53	301,167	90,308	204,250

TABLE 9 Number of Establishments and Value of Inventories by Type for All Construction Establishments
by Industry Sub-Class: Philippines, 2010 *(Concluded)*

(Value in thousand pesos. Details may not add up to total due to rounding and/or statistical disclosure control)

2009 PSIC Code	Industry Description	Value of Inventories as of January 1				
		Fuels, Lubricants, Oils and Greases	Finished Products	Work-in- Progress	Goods for Resale	Other Inventories
		(5)	(6)	(7)	(8)	(9)
F	Construction	47,250	153,475	109,401	137,798	308
F41001	Residential (dwelling) building constructions	798	-	955	2,354	-
F41002	Non-residential building constructions	17,556	-	1,123	58,031	-
F42100	Construction of roads and railways	22,721	61,106	79,014	22,151	-
F42200	Construction of utility projects	777	-	-	-	-
F42900	Construction of other civil engineering projects	216	27,000	-	-	-
F43120	Site preparation	-	-	-	-	-
F43210	Electrical installation	3,903	30,976	14,192	46,414	308
F43220	Plumbing, heat and air-conditioning installation	499	-	-	4,000	-
F43290	Other construction installation	209	29,785	12,687	4,847	-
F43301	Painting and related work	-	-	-	-	-
F43302	Floor and wall tiling or covering with other material	-	-	-	-	-
F43309	Other building completion and finishing activities	-	-	-	-	-
F43900	Other specialized construction activities	571	4,608	1,430	-	-

2009 PSIC Code	Industry Description	Value of Inventories as of December 31							
		Total	Construction- in-Progress	Materials and Supplies	Fuels, Lubricants, Oils and Greases	Finished Products	Work-in- Progress	Goods for Resale	Other Inventories
		(10)	(11)	(12)	(13)	(14)	(15)	(16)	(17)
F	Construction	19,350,980	12,554,563	6,268,689	52,006	150,205	180,410	141,638	3,469
F41001	Residential (dwelling) building constructions	725,105	138,488	583,244	812	-	-	2,562	-
F41002	Non-residential building constructions	5,922,705	4,454,902	1,383,540	19,989	-	3,302	60,972	-
F42100	Construction of roads and railways	9,749,146	6,669,917	2,836,110	24,326	56,642	140,031	18,999	3,122
F42200	Construction of utility projects	75,751	35,279	38,922	1,550	-	-	-	-
F42900	Construction of other civil engineering projects	97,739	41,186	26,135	918	29,500	-	-	-
F43120	Site preparation	82	-	82	-	-	-	-	-
F43210	Electrical installation	1,194,838	534,894	558,559	3,079	25,184	21,711	51,064	347
F43220	Plumbing, heat and air-conditioning installation	555,678	198,237	353,675	538	-	-	3,227	-
F43290	Other construction installation	286,197	118,493	114,135	196	33,282	15,275	4,816	-
F43301	Painting and related work	3,183	1,197	1,986	-	-	-	-	-
F43302	Floor and wall tiling or covering with other material	24,224	-	24,224	-	-	-	-	-
F43309	Other building completion and finishing activities	290,508	174,993	115,515	-	-	-	-	-
F43900	Other specialized construction activities	425,823	186,978	232,562	596	5,597	90	-	-

TABLE 10 Number of Reporting Establishments and Highest Capital Participation Rate of Stockholder by Nationality for All Construction Establishments
by Industry Sub-Class: Philippines, 2010

2009 PSIC Code	Industry Description	Number of Reporting Establishments	Highest Capital Participation Rate of Stockholder as of December 31 by Nationality				
			Filipino	American	British	Chinese	German
		(1)	(2)	(3)	(4)	(5)	(6)
F	Construction	527	515	3	-	-	-
F41001	Residential (dwelling) building constructions	47	47	-	-	-	-
F41002	Non-residential building constructions	87	86	1	-	-	-
F42100	Construction of roads and railways	186	182	-	-	-	-
F42200	Construction of utility projects	20	19	1	-	-	-
F42900	Construction of other civil engineering projects	13	13	-	-	-	-
F43120	Site preparation	3	3	-	-	-	-
F43210	Electrical installation	75	70	1	-	-	-
F43220	Plumbing, heat and air-conditioning installation	21	21	-	-	-	-
F43290	Other construction installation	21	21	-	-	-	-
F43301	Painting and related work	7	7	-	-	-	-
F43302	Floor and wall tiling or covering with other material	6	6	-	-	-	-
F43309	Other building completion and finishing activities	17	17	-	-	-	-
F43900	Other specialized construction activities	24	23	-	-	-	-

2009 PSIC Code	Industry Description	Highest Capital Participation Rate of Stockholder as of December 31 by Nationality				
		Japanese	Korean	Singaporean	Taiwanese	Other Nationality
		(7)	(8)	(9)	(10)	(11)
F	Construction	4	1	3	-	1
F41001	Residential (dwelling) building constructions	-	-	-	-	-
F41002	Non-residential building constructions	-	-	-	-	-
F42100	Construction of roads and railways	2	1	-	-	1
F42200	Construction of utility projects	-	-	-	-	-
F42900	Construction of other civil engineering projects	-	-	-	-	-
F43120	Site preparation	-	-	-	-	-
F43210	Electrical installation	2	-	2	-	-
F43220	Plumbing, heat and air-conditioning installation	-	-	-	-	-
F43290	Other construction installation	-	-	-	-	-
F43301	Painting and related work	-	-	-	-	-
F43302	Floor and wall tiling or covering with other material	-	-	-	-	-
F43309	Other building completion and finishing activities	-	-	-	-	-
F43900	Other specialized construction activities	-	-	1	-	-

**Establishments
with Total Employment
of 20 and Over**

**NATIONAL & REGIONAL
TABLES**

TABLE 1a Summary Statistics for Construction Establishments with Total Employment of 20 and Over by Region and Industry Sub-Class: Philippines, 2010

(Value in thousand pesos. Details may not add-up to total due to rounding and/or statistical disclosure control)

2009 PSIC Code	Region/ Industry Description	Number of Establishments	Employment as of November 15		Total Compensation	Total Revenue	Total Cost
			Total	Paid Employees			
		(1)	(2)	(3)	(4)	(5)	(6)
	Philippines	734	129,948	129,713	20,215,789	160,903,307	127,803,644
F41001	Residential (dwelling) building constructions	63	6,194	6,166	907,274	11,778,840	10,013,065
F41002	Non-residential building constructions	104	36,427	36,408	6,311,348	52,256,744	41,441,259
F42100	Construction of roads and railways	333	55,808	55,699	6,906,633	62,707,283	52,152,261
F42200	Construction of utility projects	19	2,753	2,748	1,140,330	5,351,962	3,403,685
F42900	Construction of other civil engineering projects	13	1,869	1,863	212,427	3,404,798	2,878,112
F43120	Site preparation	s	s	s	s	s	s
F43210	Electrical installation	111	15,718	15,690	3,035,337	16,141,157	11,373,111
F43220	Plumbing, heat and air-conditioning installation	17	2,913	2,911	500,799	1,965,052	1,050,417
F43290	Other construction installation	22	3,020	3,010	517,093	1,997,786	1,410,912
F43301	Painting and related work	4	400	400	24,857	75,147	41,634
F43302	Floor and wall tiling or covering with other material	s	s	s	s	s	s
F43309	Other building completion and finishing activities	15	1,646	1,632	209,948	1,941,471	1,709,242
F43900	Other specialized construction activities	30	2,937	2,929	426,849	3,186,964	2,257,987
	National Capital Region	437	92,604	92,543	16,305,325	115,787,606	90,763,539
F41001	Residential (dwelling) building constructions	32	3,980	3,972	592,616	8,234,754	7,146,723
F41002	Non-residential building constructions	64	25,876	25,866	5,258,248	43,684,413	34,875,844
F42100	Construction of roads and railways	168	37,759	37,759	5,052,032	33,207,300	26,999,598
F42200	Construction of utility projects	12	2,544	2,542	1,115,644	5,172,855	3,253,071
F42900	Construction of other civil engineering projects	s	s	s	s	s	s
F43210	Electrical installation	86	13,524	13,510	2,760,402	14,861,863	10,521,721
F43220	Plumbing, heat and air-conditioning installation	15	2,836	2,835	494,695	1,928,474	1,020,443
F43290	Other construction installation	17	1,861	1,851	438,599	1,710,004	1,191,505
F43301	Painting and related work	4	400	400	24,857	75,147	41,634
F43302	Floor and wall tiling or covering with other material	s	s	s	s	s	s
F43309	Other building completion and finishing activities	12	1,362	1,350	178,510	1,689,180	1,438,217
F43900	Other specialized construction activities	20	1,684	1,680	249,600	2,362,463	1,722,503
	Cordillera Administrative Region	9	3,261	3,258	166,502	1,040,400	820,225
F41002	Non-residential building constructions	s	s	s	s	s	s
F42100	Construction of roads and railways	s	s	s	s	s	s
	I - Ilocos Region	7	224	222	46,735	293,902	199,331
F41001	Residential (dwelling) building constructions	3	99	99	8,654	137,886	97,062
F41002	Non-residential building constructions						
F42100	Construction of roads and railways	4	125	123	38,080	156,016	102,269
	II - Cagayan Valley	7	419	414	46,655	969,468	722,276
F41001	Residential (dwelling) building constructions	s	s	s	s	s	s
F41002	Non-residential building constructions	s	s	s	s	s	s
F42100	Construction of roads and railways	3	226	224	21,145	290,669	212,015
F42900	Construction of other civil engineering projects	s	s	s	s	s	s

TABLE 1a Summary Statistics for Construction Establishments with Total Employment of 20 and Over by Region
and Industry Sub-Class: Philippines, 2010 *(Continued)*

(Value in thousand pesos. Details may not add-up to total due to rounding and/or statistical disclosure control)

2009 PSIC Code	Region/ Industry Description	Number of Establishments	Employment as of November 15		Total Compensation	Total Revenue	Total Cost
			Total	Paid Employees			
		(1)	(2)	(3)	(4)	(5)	(6)
	III - Central Luzon	54	7,140	7,101	648,744	8,246,287	6,101,936
F41001	Residential (dwelling) building constructions	10	878	862	103,964	1,449,846	1,110,840
F41002	Non-residential building constructions	6	1,633	1,632	209,842	2,042,855	1,407,323
F42100	Construction of roads and railways	34	4,192	4,168	287,610	4,642,117	3,537,495
F42200	Construction of utility projects	s	s	s	s	s	s
F42900	Construction of other civil engineering projects	s	s	s	s	s	s
F43210	Electrical installation	s	s	s	s	s	s
F43309	Other building completion and finishing activities	s	s	s	s	s	s
	IVA - CALABARZON	70	7,409	7,377	1,107,963	7,961,153	6,643,193
F41001	Residential (dwelling) building constructions	10	667	667	171,475	1,305,238	1,113,040
F41002	Non-residential building constructions	7	1,209	1,209	168,707	1,173,885	936,667
F42100	Construction of roads and railways	26	1,834	1,818	313,070	3,651,328	3,212,480
F42200	Construction of utility projects	s	s	s	s	s	s
F43210	Electrical installation	15	1,278	1,263	183,303	685,585	470,259
F43220	Plumbing, heat and air-conditioning installation	s	s	s	s	s	s
F43290	Other construction installation	s	s	s	s	s	s
F43309	Other building completion and finishing activities	s	s	s	s	s	s
F43900	Other specialized construction activities	5	937	936	148,642	475,314	306,258
	IVB - MIMAROPA	7	357	353	16,488	1,158,976	1,118,454
F42100	Construction of roads and railways	7	357	353	16,488	1,158,976	1,118,454
	V - Bicol Region	10	743	741	127,932	3,169,727	2,961,890
F41001	Residential (dwelling) building constructions	s	s	s	s	s	s
F42100	Construction of roads and railways	s	s	s	s	s	s
	VI - Western Visayas	15	1,887	1,873	143,868	2,189,436	1,791,854
F41002	Non-residential building constructions	s	s	s	s	s	s
F42100	Construction of roads and railways	10	1,181	1,173	92,302	1,895,772	1,568,062
F42900	Construction of other civil engineering projects	s	s	s	s	s	s
F43120	Site preparation	s	s	s	s	s	s
F43210	Electrical installation	s	s	s	s	s	s
	VII - Central Visayas	47	9,394	9,369	983,899	8,001,513	6,212,903
F41001	Residential (dwelling) building constructions	3	146	146	7,419	62,075	50,342
F41002	Non-residential building constructions	10	6,449	6,444	584,333	4,334,905	3,412,599
F42100	Construction of roads and railways	19	2,020	2,008	321,192	2,782,616	2,190,163
F42200	Construction of utility projects	s	s	s	s	s	s
F43210	Electrical installation	5	359	359	33,670	426,153	296,245
F43220	Plumbing, heat and air-conditioning installation	s	s	s	s	s	s
F43290	Other construction installation	s	s	s	s	s	s
F43309	Other building completion and finishing activities	s	s	s	s	s	s
F43900	Other specialized construction activities	5	316	313	28,608	349,187	229,226

TABLE 1a Summary Statistics for Construction Establishments with Total Employment of 20 and Over by Region and Industry Sub-Class: Philippines, 2010 *(Continued)*

(Value in thousand pesos. Details may not add-up to total due to rounding and/or statistical disclosure control)

2009 PSIC Code	Region/ Industry Description	Number of Establishments	Employment as of November 15		Total Compensation	Total Revenue	Total Cost
			Total	Paid Employees			
		(1)	(2)	(3)	(4)	(5)	(6)
	VIII - Eastern Visayas	8	539	533	70,493	1,406,051	1,220,593
F41002	Non-residential building constructions	s	s	s	s	s	s
F42100	Construction of roads and railways	5	309	303	59,896	1,208,605	1,043,759
F42200	Construction of utility projects	s	s	s	s	s	s
F42900	Construction of other civil engineering projects	s	s	s	s	s	s
	IX - Zamboanga Peninsula	11	353	351	43,136	244,910	208,576
F41002	Non-residential building constructions	4	161	159	22,339	113,145	106,549
F42100	Construction of roads and railways	7	192	192	20,798	131,765	102,027
	X - Northern Mindanao	21	2,798	2,782	239,005	2,437,241	1,979,135
F41001	Residential (dwelling) building constructions	3	263	260	10,804	47,218	34,324
F41002	Non-residential building constructions						
F42100	Construction of roads and railways	15	1,771	1,758	175,728	2,139,075	1,871,838
F42900	Construction of other civil engineering projects	s	s	s	s	s	s
F43210	Electrical installation	s	s	s	s	s	s
	XI - Davao Region	19	1,687	1,677	156,901	2,965,669	2,496,484
F41001	Residential (dwelling) building constructions	s	s	s	s	s	s
F41002	Non-residential building constructions	4	348	348	13,011	128,395	90,682
F42100	Construction of roads and railways	9	910	900	121,332	2,504,586	2,111,142
F42200	Construction of utility projects	s	s	s	s	s	s
F43210	Electrical installation	s	s	s	s	s	s
	XII - SOCCSKSARGEN a/	7	296	288	15,395	188,771	151,228
F41002	Non-residential building constructions	s	s	s	s	s	s
F42100	Construction of roads and railways	s	s	s	s	s	s
F42900	Construction of other civil engineering projects	s	s	s	s	s	s
	Autonomous Region in Muslim Mindanao	b/	b/	b/	b/	b/	b/
F42900	Construction of other civil engineering projects	c/	c/	c/	c/	c/	c/
	XIII - Caraga	5	837	833	96,750	4,842,196	4,412,025
F42100	Construction of roads and railways	5	837	833	96,750	4,842,196	4,412,025

TABLE 1a Summary Statistics for Construction Establishments with Total Employment of 20 and Over by Region and Industry Sub-Class: Philippines, 2010 *(Continued)*

(Value in thousand pesos. Details may not add-up to total due to rounding and/or statistical disclosure control)

2009 PSIC Code	Region/ Industry Description	Value of Output	Intermediate Cost	Value Added	Gross Addition to Tangible Fixed Assets	Change in Inventories	Subsidies
		(7)	(8)	(9)	(10)	(11)	(12)
	Philippines	157,753,581	107,471,004	39,184,424	3,016,859	2,566,958	-
F41001	Residential (dwelling) building constructions	11,579,063	8,762,988	2,456,792	125,550	96,918	-
F41002	Non-residential building constructions	51,459,388	34,814,825	12,657,985	940,587	1,408,257	-
F42100	Construction of roads and railways	61,213,697	44,601,927	13,114,102	1,225,294	676,472	-
F42200	Construction of utility projects	5,339,185	2,272,837	2,031,830	71,338	5,575	-
F42900	Construction of other civil engineering projects	3,403,169	2,573,946	599,140	103,452	10,612	-
F43120	Site preparation	s	s	s	s	s	-
F43210	Electrical installation	15,613,294	9,105,944	5,222,896	282,157	132,282	-
F43220	Plumbing, heat and air-conditioning installation	1,960,608	926,019	959,898	16,875	79,101	-
F43290	Other construction installation	1,936,982	1,040,924	693,822	101,478	34,957	-
F43301	Painting and related work	75,112	40,547	32,806	362	(2,430)	-
F43302	Floor and wall tiling or covering with other material	s	s	s	s	s	-
F43309	Other building completion and finishing activities	1,929,841	1,599,762	282,640	10,836	8,540	-
F43900	Other specialized construction activities	3,150,004	1,663,979	1,113,990	132,111	125,170	-
	National Capital Region	113,554,960	74,270,625	29,698,410	2,020,745	2,327,001	-
F41001	Residential (dwelling) building constructions	8,100,522	6,176,551	1,698,431	70,597	46,339	-
F41002	Non-residential building constructions	42,939,021	28,918,075	10,365,364	774,344	1,553,731	-
F42100	Construction of roads and railways	32,479,032	21,988,619	7,876,153	507,200	470,501	-
F42200	Construction of utility projects	5,160,383	2,146,462	1,987,615	71,338	(450)	-
F42900	Construction of other civil engineering projects	s	s	s	s	s	-
F43210	Electrical installation	14,368,524	8,384,557	4,761,037	257,900	146,353	-
F43220	Plumbing, heat and air-conditioning installation	1,924,031	908,642	941,084	16,875	54,624	-
F43290	Other construction installation	1,649,200	837,958	621,540	101,228	35,291	-
F43301	Painting and related work	75,112	40,547	32,806	362	(2,430)	-
F43302	Floor and wall tiling or covering with other material	s	s	s	s	s	-
F43309	Other building completion and finishing activities	1,677,594	1,344,984	296,195	10,836	8,540	-
F43900	Other specialized construction activities	2,324,064	1,215,348	776,694	119,614	21,373	-
	Cordillera Administrative Region	1,035,481	644,144	340,949	132,866	(21,787)	-
F41002	Non-residential building constructions	s	s	s	s	s	-
F42100	Construction of roads and railways	s	s	s	s	s	-
	I - Ilocos Region	293,532	190,885	97,715	-	(10,784)	-
F41001	Residential (dwelling) building constructions	137,516	96,278	40,274	-	(10,789)	-
F41002	Non-residential building constructions						
F42100	Construction of roads and railways	156,016	94,606	57,442	-	5	-
	II - Cagayan Valley	971,418	663,880	286,110	14,655	11,549	-
F41001	Residential (dwelling) building constructions	s	s	s	s	s	-
F41002	Non-residential building constructions	s	s	s	s	s	-
F42100	Construction of roads and railways	291,169	198,065	92,038	900	5,301	-
F42900	Construction of other civil engineering projects	s	s	s	s	s	-

TABLE 1a Summary Statistics for Construction Establishments with Total Employment of 20 and Over by Region
and Industry Sub-Class: Philippines, 2010 *(Continued)*

(Value in thousand pesos. Details may not add-up to total due to rounding and/or statistical disclosure control)

2009 PSIC Code	Region/ Industry Description	Value of Output	Intermediate Cost	Value Added	Gross Addition to Tangible Fixed Assets	Change in Inventories	Subsidies
		(7)	(8)	(9)	(10)	(11)	(12)
	III - Central Luzon	7,726,061	5,490,822	2,129,354	111,592	(20,981)	-
F41001	Residential (dwelling) building constructions	1,393,893	1,024,750	372,974	3,632	2,449	-
F41002	Non-residential building constructions	2,022,375	1,326,150	663,243	96,557	(13,896)	-
F42100	Construction of roads and railways	4,198,340	3,110,792	1,022,642	9,681	(10,306)	-
F42200	Construction of utility projects	s	s	s	s	s	-
F42900	Construction of other civil engineering projects	s	s	s	s	s	-
F43210	Electrical installation	s	s	s	s	s	-
F43309	Other building completion and finishing activities	s	s	s	s	s	-
	IVA - CALABARZON	7,891,061	5,935,561	1,608,616	80,364	235,124	-
F41001	Residential (dwelling) building constructions	1,297,442	1,003,246	224,420	15,521	51,275	-
F41002	Non-residential building constructions	1,172,475	841,038	266,616	7,671	14,321	-
F42100	Construction of roads and railways	3,625,040	2,941,815	581,319	26,275	53,212	-
F42200	Construction of utility projects	s	s	s	s	s	-
F43210	Electrical installation	652,467	377,494	230,698	21,493	(13,801)	-
F43220	Plumbing, heat and air-conditioning installation	s	s	s	s	s	-
F43290	Other construction installation	s	s	s	s	s	-
F43309	Other building completion and finishing activities	s	s	s	s	s	-
F43900	Other specialized construction activities	473,895	224,128	212,121	9,154	103,196	-
	IVB - MIMAROPA	1,085,823	1,085,535	46,276	-	365	-
F42100	Construction of roads and railways	1,085,823	1,085,535	46,276	-	365	-
	V - Bicol Region	3,166,389	2,501,617	509,920	114,302	36,292	-
F41001	Residential (dwelling) building constructions	s	s	s	s	s	-
F42100	Construction of roads and railways	s	s	s	s	s	-
	VI - Western Visayas	2,113,035	1,633,312	399,142	23,269	(48,467)	-
F41002	Non-residential building constructions	s	s	s	s	s	-
F42100	Construction of roads and railways	1,821,692	1,439,819	311,701	9,879	(47,704)	-
F42900	Construction of other civil engineering projects	s	s	s	s	s	-
F43120	Site preparation	s	s	s	s	s	-
F43210	Electrical installation	s	s	s	s	s	-
	VII - Central Visayas	7,971,606	5,449,957	2,199,628	258,938	28,169	-
F41001	Residential (dwelling) building constructions	62,075	39,120	14,766	2,795	(1,366)	-
F41002	Non-residential building constructions	4,315,324	3,000,965	1,106,651	51,131	(135,943)	-
F42100	Construction of roads and railways	2,771,061	1,882,532	792,485	201,430	162,693	-
F42200	Construction of utility projects	s	s	s	s	s	-
F43210	Electrical installation	424,745	275,231	144,500	238	2,109	-
F43220	Plumbing, heat and air-conditioning installation	s	s	s	s	s	-
F43290	Other construction installation	s	s	s	s	s	-
F43309	Other building completion and finishing activities	s	s	s	s	s	-
F43900	Other specialized construction activities	352,044	224,503	125,175	3,343	601	-

TABLE 1a Summary Statistics for Construction Establishments with Total Employment of 20 and Over by Region and Industry Sub-Class: Philippines, 2010 *(Concluded)*

(Value in thousand pesos. Details may not add-up to total due to rounding and/or statistical disclosure control)

2009 PSIC Code	Region/ Industry Description	Value of Output	Intermediate Cost	Value Added	Gross Addition to Tangible Fixed Assets	Change in Inventories	Subsidies
		(7)	(8)	(9)	(10)	(11)	(12)
	VIII - Eastern Visayas	1,386,082	1,146,685	214,555	40,370	1,934	-
F41002	Non-residential building constructions	s	s	s	s	s	-
F42100	Construction of roads and railways	1,188,645	985,042	183,697	36,958	(4,451)	-
F42200	Construction of utility projects	s	s	s	s	s	-
F42900	Construction of other civil engineering projects	s	s	s	s	s	-
	IX - Zamboanga Peninsula	235,612	181,847	47,893	-	(2,799)	-
F41002	Non-residential building constructions	103,847	88,642	12,685	-	(2,442)	-
F42100	Construction of roads and railways	131,765	93,204	35,210	-	(358)	-
	X - Northern Mindanao	2,426,177	1,836,625	535,594	99,806	46,897	-
F41001	Residential (dwelling) building constructions	46,288	34,611	11,433	-	(3,540)	-
F41002	Non-residential building constructions						
F42100	Construction of roads and railways	2,129,241	1,744,478	335,964	98,602	46,948	-
F42900	Construction of other civil engineering projects	s	s	s	s	s	-
F43210	Electrical installation	s	s	s	s	s	-
	XI - Davao Region	2,965,246	2,053,049	574,320	43,998	9,673	-
F41001	Residential (dwelling) building constructions	s	s	s	s	s	-
F41002	Non-residential building constructions	128,220	80,213	42,683	-	426	-
F42100	Construction of roads and railways	2,504,586	1,697,490	480,309	18,667	4,032	-
F42200	Construction of utility projects	s	s	s	s	s	-
F43210	Electrical installation	s	s	s	s	s	-
	XII - SOCCSKSARGEN a/	179,080	127,524	50,759	21,221	(18,391)	-
F41002	Non-residential building constructions	s	s	s	s	s	-
F42100	Construction of roads and railways	s	s	s	s	s	-
F42900	Construction of other civil engineering projects	s	s	s	s	s	-
	Autonomous Region in Muslim Mindanao	b/	b/	b/	b/	b/	-
F42900	Construction of other civil engineering projects	c/	c/	c/	c/	c/	-
	XIII - Caraga	4,752,018	4,258,938	445,183	54,733	(6,834)	-
F42100	Construction of roads and railways	4,752,018	4,258,938	445,183	54,733	(6,834)	-

a/ - Includes data of ARMM

b/ - Data combined with Region XII-SOCCSKSARGEN

c/ - Data combined with F42900 of Region XII-SOCCSKSARGEN

TABLE 2a Number of Establishments and Employment by Type and Sex for Construction Establishments with Total Employment of 20 and Over by Region and Industry Sub-Class: Philippines, 2010

(Details may not add-up to total due to rounding and/or statistical disclosure control)

2009 PSIC Code	Region/ Industry Description	Number of Establish- ments	Employment as of November 15					
			Total		Paid		Unpaid	
			Male	Female	Male	Female	Male	Female
			(1)	(2)	(3)	(4)	(5)	(6)
	Philippines	734	117,892	12,056	117,731	11,982	161	74
F41001	Residential (dwelling) building constructions	63	5,398	795	5,377	788	21	7
F41002	Non-residential building constructions	104	33,108	3,319	33,091	3,317	17	2
F42100	Construction of roads and railways	333	50,635	5,173	50,559	5,140	75	34
F42200	Construction of utility projects	19	2,528	225	2,528	220	-	4
F42900	Construction of other civil engineering projects	13	1,711	158	1,708	155	3	3
F43120	Site preparation	s	s	s	s	s	s	s
F43210	Electrical installation	111	14,383	1,335	14,362	1,328	21	7
F43220	Plumbing, heat and air-conditioning installation	17	2,721	192	2,719	192	2	-
F43290	Other construction installation	22	2,746	274	2,736	274	11	-
F43301	Painting and related work	4	384	16	384	16	-	-
F43302	Floor and wall tiling or covering with other material	s	s	s	s	s	s	s
F43309	Other building completion and finishing activities	15	1,497	149	1,490	142	7	7
F43900	Other specialized construction activities	30	2,543	394	2,541	388	2	6
	National Capital Region	437	83,009	9,596	82,964	9,579	45	17
F41001	Residential (dwelling) building constructions	32	3,338	642	3,330	642	8	-
F41002	Non-residential building constructions	64	23,207	2,669	23,197	2,669	10	-
F42100	Construction of roads and railways	168	33,842	3,917	33,842	3,917	-	-
F42200	Construction of utility projects	12	2,362	182	2,362	180	-	2
F42900	Construction of other civil engineering projects	s	s	s	s	s	s	s
F43210	Electrical installation	86	12,312	1,212	12,303	1,208	9	4
F43220	Plumbing, heat and air-conditioning installation	15	2,649	187	2,648	187	1	-
F43290	Other construction installation	17	1,621	240	1,611	240	11	-
F43301	Painting and related work	4	384	16	384	16	-	-
F43302	Floor and wall tiling or covering with other material	s	s	s	s	s	s	s
F43309	Other building completion and finishing activities	12	1,225	137	1,219	131	6	6
F43900	Other specialized construction activities	20	1,406	278	1,406	274	-	4
	Cordillera Administrative Region	9	3,212	49	3,210	48	2	1
F41002	Non-residential building constructions	s	s	s	s	s	s	s
F42100	Construction of roads and railways	s	s	s	s	s	s	s
	I - Ilocos Region	7	209	15	207	15	2	-
F41001	Residential (dwelling) building constructions	}	3	95	4	95	4	-
F41002	Non-residential building constructions		}					
F42100	Construction of roads and railways			4	114	11	112	11
	II - Cagayan Valley	7	391	28	388	26	3	2
F41001	Residential (dwelling) building constructions	s	s	s	s	s	s	s
F41002	Non-residential building constructions	s	s	s	s	s	s	s
F42100	Construction of roads and railways	3	216	10	215	9	1	1
F42900	Construction of other civil engineering projects	s	s	s	s	s	s	s

TABLE 2a Number of Establishments and Employment by Type and Sex for Construction Establishments with Total Employment of 20 and Over by Region and Industry Sub-Class: Philippines, 2010 *(Continued)*

(Details may not add-up to total due to rounding and/or statistical disclosure control)

2009 PSIC Code	Region/ Industry Description	Number of Establish- ments	Employment as of November 15					
			Total		Paid		Unpaid	
			Male	Female	Male	Female	Male	Female
		(1)	(2)	(3)	(4)	(5)	(6)	(7)
	III - Central Luzon	54	6,883	257	6,852	250	32	8
F41001	Residential (dwelling) building constructions	10	842	35	832	30	10	5
F41002	Non-residential building constructions	6	1,589	44	1,588	44	1	-
F42100	Construction of roads and railways	34	4,032	160	4,011	158	20	3
F42200	Construction of utility projects	s	s	s	s	s	s	s
F42900	Construction of other civil engineering projects	s	s	s	s	s	s	s
F43210	Electrical installation	s	s	s	s	s	s	s
F43309	Other building completion and finishing activities	s	s	s	s	s	s	s
	IVA - CALABARZON	70	6,755	654	6,737	640	18	14
F41001	Residential (dwelling) building constructions	10	599	68	599	68	-	-
F41002	Non-residential building constructions	7	982	227	982	227	-	-
F42100	Construction of roads and railways	26	1,669	165	1,664	154	5	11
F42200	Construction of utility projects	s	s	s	s	s	s	s
F43210	Electrical installation	15	1,223	54	1,211	51	12	3
F43220	Plumbing, heat and air-conditioning installation	s	s	s	s	s	s	s
F43290	Other construction installation	s	s	s	s	s	s	s
F43309	Other building completion and finishing activities	s	s	s	s	s	s	s
F43900	Other specialized construction activities	5	867	70	866	70	1	-
	IVB - MIMAROPA	7	345	12	341	12	4	-
F42100	Construction of roads and railways	7	345	12	341	12	4	-
	V - Bicol Region	10	680	63	679	62	1	1
F41001	Residential (dwelling) building constructions	s	s	s	s	s	s	s
F42100	Construction of roads and railways	s	s	s	s	s	s	s
	VI - Western Visayas	15	1,724	163	1,714	159	10	4
F41002	Non-residential building constructions	s	s	s	s	s	s	s
F42100	Construction of roads and railways	10	1,049	132	1,041	132	8	-
F42900	Construction of other civil engineering projects	s	s	s	s	s	s	s
F43120	Site preparation	s	s	s	s	s	s	s
F43210	Electrical installation	s	s	s	s	s	s	s
	VII - Central Visayas	47	8,795	599	8,780	590	16	10
F41001	Residential (dwelling) building constructions	3	125	21	125	21	-	-
F41002	Non-residential building constructions	10	6,134	315	6,130	314	4	1
F42100	Construction of roads and railways	19	1,858	162	1,850	158	9	4
F42200	Construction of utility projects	s	s	s	s	s	s	s
F43210	Electrical installation	5	320	39	320	39	-	-
F43220	Plumbing, heat and air-conditioning installation	s	s	s	s	s	s	s
F43290	Other construction installation	s	s	s	s	s	s	s
F43309	Other building completion and finishing activities	s	s	s	s	s	s	s
F43900	Other specialized construction activities	5	270	46	269	44	1	2

TABLE 2a Number of Establishments and Employment by Type and Sex for Construction Establishments with Total Employment of 20 and Over by Region and Industry Sub-Class: Philippines, 2010 *(Concluded)*

(Details may not add-up to total due to rounding and/or statistical disclosure control)

2009 PSIC Code	Region/ Industry Description	Number of Establish- ments	Employment as of November 15					
			Total		Paid		Unpaid	
			Male	Female	Male	Female	Male	Female
			(1)	(2)	(3)	(4)	(5)	(6)
	VIII - Eastern Visayas	8	475	64	472	61	3	3
F41002	Non-residential building constructions	s	s	s	s	s	s	s
F42100	Construction of roads and railways	5	257	52	254	49	3	3
F42200	Construction of utility projects	s	s	s	s	s	s	s
F42900	Construction of other civil engineering projects	s	s	s	s	s	s	s
	IX - Zamboanga Peninsula	11	313	40	312	39	1	1
F41002	Non-residential building constructions	4	146	15	145	14	1	1
F42100	Construction of roads and railways	7	167	25	167	25	-	-
	X - Northern Mindanao	21	2,570	228	2,559	223	11	5
F41001	Residential (dwelling) building constructions	}	3	253	10	251	9	2
F41002	Non-residential building constructions							
F42100	Construction of roads and railways	15	1,594	177	1,585	173	9	4
F42900	Construction of other civil engineering projects	s	s	s	s	s	s	s
F43210	Electrical installation	s	s	s	s	s	s	s
	XI - Davao Region	19	1,509	179	1,502	175	7	4
F41001	Residential (dwelling) building constructions	s	s	s	s	s	s	s
F41002	Non-residential building constructions	4	329	19	329	19	-	-
F42100	Construction of roads and railways	9	768	143	761	139	7	4
F42200	Construction of utility projects	s	s	s	s	s	s	s
F43210	Electrical installation	s	s	s	s	s	s	s
	XII - SOCCSKSARGEN a/	7	275	21	270	18	5	3
F41002	Non-residential building constructions	s	s	s	s	s	s	s
F42100	Construction of roads and railways	s	s	s	s	s	s	s
F42900	Construction of other civil engineering projects	s	s	s	s	s	s	s
	Autonomous Region in Muslim Mindanao	b/	b/	b/	b/	b/	b/	b/
F42900	Construction of other civil engineering projects	c/	c/	c/	c/	c/	c/	c/
	XIII - Caraga	5	748	89	746	87	2	2
F42100	Construction of roads and railways	5	748	89	746	87	2	2

a/ - Includes data of ARMM

b/ - Data combined with Region XII-SOCCSKSARGEN

c/ - Data combined with F42900 of Region XII-SOCCSKSARGEN

TABLE 2a.1 Number of Establishments and Hours Worked by Construction Workers by Sex for Construction Establishments with Total Employment of 20 and Over by Region and Industry Sub-Class: Philippines, 2010

(Details may not add-up to total due to rounding and/or statistical disclosure control)

2009 PSIC Code	Region/ Industry Description	Number of Establish- ments	Construction Workers			Hours Worked			
			Total	Male	Female	Total	Male	Female	
		(1)	(2)	(3)	(4)	(5)	(6)	(7)	
	Philippines	734	97,320	95,851	1,469	252,277,900	248,325,297	3,952,603	
F41001	Residential (dwelling) building constructions	63	4,324	4,277	47	10,812,329	10,693,625	118,704	
F41002	Non-residential building constructions	104	29,322	28,590	732	81,478,432	79,453,880	2,024,552	
F42100	Construction of roads and railways	333	40,608	40,156	452	99,646,969	98,471,481	1,175,488	
F42200	Construction of utility projects	19	2,310	2,300	10	7,653,832	7,620,850	32,981	
F42900	Construction of other civil engineering projects	13	1,674	1,648	26	4,621,491	4,538,915	82,576	
F43120	Site preparation	s	s	s	s	s	s	s	
F43210	Electrical installation	111	10,992	10,822	170	28,411,590	27,971,317	440,273	
F43220	Plumbing, heat and air-conditioning installation	17	2,455	2,444	11	5,817,486	5,791,080	26,406	
F43290	Other construction installation	22	1,736	1,725	11	4,272,024	4,243,924	28,100	
F43301	Painting and related work	4	363	363	-	906,048	906,048	-	
F43302	Floor and wall tiling or covering with other material	s	s	s	s	s	s	s	
F43309	Other building completion and finishing activities	15	1,301	1,297	4	3,157,389	3,147,407	9,982	
F43900	Other specialized construction activities	30	2,024	2,018	6	5,036,031	5,022,490	13,541	
	National Capital Region	437	68,483	67,414	1,069	178,802,229	175,880,450	2,921,779	
F41001	Residential (dwelling) building constructions	32	2,947	2,904	43	7,434,640	7,325,920	108,720	
F41002	Non-residential building constructions	64	21,678	21,012	666	60,292,950	58,436,670	1,856,280	
F42100	Construction of roads and railways	168	25,838	25,679	159	63,596,991	63,176,810	420,181	
F42200	Construction of utility projects	12	2,174	2,165	9	7,319,416	7,288,930	30,485	
F42900	Construction of other civil engineering projects	s	s	s	s	s	s	s	
F43210	Electrical installation	86	9,123	8,967	156	23,793,483	23,393,465	400,019	
F43220	Plumbing, heat and air-conditioning installation	15	2,390	2,382	8	5,655,168	5,636,328	18,840	
F43290	Other construction installation	17	1,144	1,138	6	2,801,056	2,786,080	14,976	
F43301	Painting and related work	4	363	363	-	906,048	906,048	-	
F43302	Floor and wall tiling or covering with other material	s	s	s	s	s	s	s	
F43309	Other building completion and finishing activities	12	1,034	1,030	4	2,497,485	2,487,503	9,982	
F43900	Other specialized construction activities	20	1,158	1,157	1	2,906,384	2,904,200	2,184	
	Cordillera Administrative Region	9	2,714	2,714	-	6,078,576	6,078,576	-	
F41002	Non-residential building constructions	s	s	s	-	s	s	-	
F42100	Construction of roads and railways	s	s	s	-	s	s	-	
	I - Ilocos Region	7	192	190	2	481,507	476,885	4,622	
F41001	Residential (dwelling) building constructions	}	3	81	-	229,632	229,632	-	
F41002	Non-residential building constructions								}
F42100	Construction of roads and railways		4	111	109	2	251,875	247,253	4,622
	II - Cagayan Valley	7	348	348	-	887,984	887,984	-	
F41001	Residential (dwelling) building constructions	s	s	s	-	s	s	-	
F41002	Non-residential building constructions	s	s	s	-	s	s	-	
F42100	Construction of roads and railways	3	209	209	-	529,152	529,152	-	
F42900	Construction of other civil engineering projects	s	s	s	-	s	s	-	

TABLE 2a.1 Number of Establishments and Hours Worked by Construction Workers by Sex for Construction Establishments with Total Employment of 20 and Over by Region and Industry Sub-Class: Philippines, 2010 *(Continued)*

(Details may not add-up to total due to rounding and/or statistical disclosure control)

2009 PSIC Code	Region/ Industry Description	Number of Establish- ments	Construction Workers			Hours Worked		
			Total	Male	Female	Total	Male	Female
		(1)	(2)	(3)	(4)	(5)	(6)	(7)
	III - Central Luzon	54	4,598	4,560	38	10,893,873	10,802,024	91,849
F41001	Residential (dwelling) building constructions	10	292	292	-	706,080	706,080	
F41002	Non-residential building constructions	6	464	464	-	1,066,096	1,066,096	-
F42100	Construction of roads and railways	34	3,440	3,402	38	8,131,553	8,039,704	91,849
F42200	Construction of utility projects	s	s	s	s	s	s	s
F42900	Construction of other civil engineering projects	s	s	s	s	s	s	s
F43210	Electrical installation	s	s	s	s	s	s	s
F43309	Other building completion and finishing activities	s	s	s	s	s	s	s
	IVA - CALABARZON	70	5,041	5,005	36	12,486,317	12,396,507	89,810
F41001	Residential (dwelling) building constructions	10	521	521	-	1,284,971	1,284,971	-
F41002	Non-residential building constructions	7	592	567	25	1,608,960	1,546,560	62,400
F42100	Construction of roads and railways	26	1,394	1,390	4	3,331,139	3,321,923	9,216
F42200	Construction of utility projects	s	s	s	s	s	s	s
F43210	Electrical installation	15	1,066	1,064	2	2,584,905	2,579,913	4,992
F43220	Plumbing, heat and air-conditioning installation	s	s	s	s	s	s	s
F43290	Other construction installation	s	s	s	s	s	s	s
F43309	Other building completion and finishing activities	s	s	s	s	s	s	s
F43900	Other specialized construction activities	5	616	615	1	1,556,336	1,553,840	2,496
	IVB - MIMAROPA	7	341	341	-	827,088	827,088	-
F42100	Construction of roads and railways	7	341	341	-	827,088	827,088	-
	V - Bicol Region	10	574	574	-	1,431,232	1,431,232	-
F41001	Residential (dwelling) building constructions	s	s	s	-	s	s	-
F42100	Construction of roads and railways	s	s	s	-	s	s	-
	VI - Western Visayas	15	1,536	1,534	2	4,190,340	4,185,348	4,992
F41002	Non-residential building constructions	s	s	s	s	s	s	s
F42100	Construction of roads and railways	10	878	876	2	2,244,881	2,239,889	4,992
F42900	Construction of other civil engineering projects	s	s	s	s	s	s	s
F43120	Site preparation	s	s	s	s	s	s	s
F43210	Electrical installation	s	s	s	s	s	s	s
	VII - Central Visayas	47	8,015	7,943	72	22,104,816	21,924,832	179,984
F41001	Residential (dwelling) building constructions	3	97	97	-	242,112	242,112	-
F41002	Non-residential building constructions	10	5,586	5,560	26	16,001,167	15,935,175	65,992
F42100	Construction of roads and railways	19	1,709	1,675	34	4,358,754	4,273,591	85,163
F42200	Construction of utility projects	s	s	s	s	s	s	s
F43210	Electrical installation	5	285	282	3	708,672	701,184	7,488
F43220	Plumbing, heat and air-conditioning installation	s	s	s	s	s	s	s
F43290	Other construction installation	s	s	s	s	s	s	s
F43309	Other building completion and finishing activities	s	s	s	s	s	s	s
F43900	Other specialized construction activities	5	250	246	4	573,311	564,450	8,861

TABLE 2a.1 Number of Establishments and Hours Worked by Construction Workers by Sex for Construction Establishments with Total Employment of 20 and Over by Region and Industry Sub-Class: Philippines, 2010 *(Concluded)*

(Details may not add-up to total due to rounding and/or statistical disclosure control)

2009 PSIC Code	Region/ Industry Description	Number of Establish- ments	Construction Workers			Hours Worked		
			Total	Male	Female	Total	Male	Female
		(1)	(2)	(3)	(4)	(5)	(6)	(7)
	VIII - Eastern Visayas	8	227	217	10	556,704	532,224	24,480
F41002	Non-residential building constructions	s	s	s	s	s	s	s
F42100	Construction of roads and railways	5	115	107	8	277,152	257,664	19,488
F42200	Construction of utility projects	s	s	s	s	s	s	s
F42900	Construction of other civil engineering projects	s	s	s	s	s	s	s
	IX - Zamboanga Peninsula	11	291	278	13	717,307	682,366	34,941
F41002	Non-residential building constructions	4	136	128	8	312,510	290,046	22,464
F42100	Construction of roads and railways	7	155	150	5	404,797	392,320	12,477
	X - Northern Mindanao	21	2,579	2,471	108	6,404,757	6,116,615	288,142
F41001	Residential (dwelling) building constructions	3	239	237	2	600,258	595,818	4,440
F41002	Non-residential building constructions							
F42100	Construction of roads and railways	15	1,624	1,536	88	3,925,338	3,691,874	233,464
F42900	Construction of other civil engineering projects	s	s	s	s	s	s	s
F43210	Electrical installation	s	s	s	s	s	s	s
	XI - Davao Region	19	1,475	1,385	90	4,054,923	3,829,787	225,136
F41001	Residential (dwelling) building constructions	s	s	s	s	s	s	s
F41002	Non-residential building constructions	4	310	307	3	774,256	766,272	7,984
F42100	Construction of roads and railways	9	757	674	83	2,302,379	2,095,211	207,168
F42200	Construction of utility projects	s	s	s	s	s	s	s
F43210	Electrical installation	s	s	s	s	s	s	s
	XII - SOCCSKSARGEN a/	7	195	195	-	513,545	513,545	-
F41002	Non-residential building constructions	s	s	s	-	s	s	-
F42100	Construction of roads and railways	s	s	s	-	s	s	-
F42900	Construction of other civil engineering projects	s	s	s	-	s	s	-
	Autonomous Region in Muslim Mindanao	b/	b/	b/	-	b/	b/	-
F42900	Construction of other civil engineering projects	c/	c/	c/	-	c/	c/	-
	XIII - Caraga	5	713	683	30	1,846,702	1,759,834	86,868
F42100	Construction of roads and railways	5	713	683	30	1,846,702	1,759,834	86,868

a/ - Includes data of ARMM

b/ - Data combined with Region XII-SOCCSKSARGEN

c/ - Data combined with F42900 of Region XII-SOCCSKSARGEN

TABLE 3a Number of Establishments and Compensation of Employees for Construction Establishments with Total Employment of 20 and Over by Region and Industry Sub-Class: Philippines, 2010

(Value in thousand pesos. Details may not add-up to total due to rounding and/or statistical disclosure control)

2009 PSIC Code	Region/ Industry Description	Number of Establishments	Compensation				
			Total	Gross Salaries and Wages	Employer's Contribution to SSS/GSIS, ECC, etc	Separation, Retirement, Terminal Pay, Gratuities and Others	
							(1)
	Philippines	734	20,215,789	18,885,254	1,119,791	210,745	
F41001	Residential (dwelling) building constructions	63	907,274	839,495	62,285	5,494	
F41002	Non-residential building constructions	104	6,311,348	5,866,237	406,413	38,698	
F42100	Construction of roads and railways	333	6,906,633	6,508,703	289,545	108,385	
F42200	Construction of utility projects	19	1,140,330	1,106,323	32,952	1,056	
F42900	Construction of other civil engineering projects	13	212,427	195,693	13,962	2,773	
F43120	Site preparation	s	s	s	s	s	
F43210	Electrical installation	111	3,035,337	2,797,239	203,799	34,299	
F43220	Plumbing, heat and air-conditioning installation	17	500,799	477,388	23,014	397	
F43290	Other construction installation	22	517,093	454,517	48,878	13,698	
F43301	Painting and related work	4	24,857	22,017	2,665	176	
F43302	Floor and wall tiling or covering with other material	s	s	s	s	s	
F43309	Other building completion and finishing activities	15	209,948	195,780	11,902	2,266	
F43900	Other specialized construction activities	30	426,849	401,767	23,446	1,636	
	National Capital Region	437	16,305,325	15,229,756	903,667	171,901	
F41001	Residential (dwelling) building constructions	32	592,616	537,746	49,985	4,885	
F41002	Non-residential building constructions	64	5,258,248	4,906,315	327,510	24,423	
F42100	Construction of roads and railways	168	5,052,032	4,750,506	215,092	86,434	
F42200	Construction of utility projects	12	1,115,644	1,083,720	30,869	1,056	
F42900	Construction of other civil engineering projects	s	s	s	s	s	
F43210	Electrical installation	86	2,760,402	2,545,016	181,248	34,138	
F43220	Plumbing, heat and air-conditioning installation	15	494,695	471,684	22,614	397	
F43290	Other construction installation	17	438,599	382,530	43,551	12,518	
F43301	Painting and related work	4	24,857	22,017	2,665	176	
F43302	Floor and wall tiling or covering with other material	s	s	s	s	s	
F43309	Other building completion and finishing activities	12	178,510	167,717	8,735	2,058	
F43900	Other specialized construction activities	20	249,600	234,830	13,350	1,419	
	Cordillera Administrative Region	9	166,502	161,435	5,066	-	
F41002	Non-residential building constructions	s	s	s	s	-	
F42100	Construction of roads and railways	s	s	s	s	-	
	I - Ilocos Region	7	46,735	46,048	687	-	
F41001	Residential (dwelling) building constructions	}	3	8,654	174	-	
F41002	Non-residential building constructions						}
F42100	Construction of roads and railways						
	II - Cagayan Valley	7	46,655	45,226	1,429	-	
F41001	Residential (dwelling) building constructions	s	s	s	s	-	
F41002	Non-residential building constructions	s	s	s	s	-	
F42100	Construction of roads and railways	3	21,145	20,845	300	-	
F42900	Construction of other civil engineering projects	s	s	s	s	-	

TABLE 3a Number of Establishments and Compensation of Employees for Construction Establishments with Total Employment of 20 and Over by Region and Industry Sub-Class: Philippines, 2010 *(Continued)*

(Value in thousand pesos. Details may not add-up to total due to rounding and/or statistical disclosure control)

2009 PSIC Code	Region/ Industry Description	Number of Establishments	Compensation			
			Total	Gross Salaries and Wages	Employer's Contribution to SSS/GSIS, ECC, etc	Separation, Retirement, Terminal Pay, Gratuities and Others
		(1)	(2)	(3)	(4)	(5)
	III - Central Luzon	54	648,744	617,356	28,528	2,860
F41001	Residential (dwelling) building constructions	10	103,964	99,894	4,070	-
F41002	Non-residential building constructions	6	209,842	198,001	10,838	1,003
F42100	Construction of roads and railways	34	287,610	274,969	10,905	1,736
F42200	Construction of utility projects	s	s	s	s	s
F42900	Construction of other civil engineering projects	s	s	s	s	s
F43210	Electrical installation	s	s	s	s	s
F43309	Other building completion and finishing activities	s	s	s	s	s
	IVA - CALABARZON	70	1,107,963	1,026,842	77,442	3,679
F41001	Residential (dwelling) building constructions	10	171,475	165,596	5,879	-
F41002	Non-residential building constructions	7	168,707	142,654	25,242	811
F42100	Construction of roads and railways	26	313,070	299,051	12,539	1,479
F42200	Construction of utility projects	s	s	s	s	s
F43210	Electrical installation	15	183,303	166,666	16,637	-
F43220	Plumbing, heat and air-conditioning installation	s	s	s	s	s
F43290	Other construction installation	s	s	s	s	s
F43309	Other building completion and finishing activities	s	s	s	s	s
F43900	Other specialized construction activities	5	148,642	141,143	7,499	-
	IVB - MIMAROPA	7	16,488	15,732	756	-
F42100	Construction of roads and railways	7	16,488	15,732	756	-
	V - Bicol Region	10	127,932	125,324	2,426	182
F41001	Residential (dwelling) building constructions	s	s	s	s	s
F42100	Construction of roads and railways	s	s	s	s	s
	VI - Western Visayas	15	143,868	133,563	9,928	377
F41002	Non-residential building constructions	s	s	s	s	s
F42100	Construction of roads and railways	10	92,302	86,122	5,923	257
F42900	Construction of other civil engineering projects	s	s	s	s	s
F43120	Site preparation	s	s	s	s	s
F43210	Electrical installation	s	s	s	s	s
	VII - Central Visayas	47	983,899	913,971	56,023	13,905
F41001	Residential (dwelling) building constructions	3	7,419	6,294	998	127
F41002	Non-residential building constructions	10	584,333	534,031	38,165	12,136
F42100	Construction of roads and railways	19	321,192	308,241	11,527	1,424
F42200	Construction of utility projects	s	s	s	s	s
F43210	Electrical installation	5	33,670	31,489	2,182	-
F43220	Plumbing, heat and air-conditioning installation	s	s	s	s	s
F43290	Other construction installation	s	s	s	s	s
F43309	Other building completion and finishing activities	s	s	s	s	s
F43900	Other specialized construction activities	5	28,608	25,794	2,597	217

TABLE 3a Number of Establishments and Compensation of Employees for Construction Establishments with Total Employment of 20 and Over by Region and Industry Sub-Class: Philippines, 2010 *(Concluded)*

(Value in thousand pesos. Details may not add-up to total due to rounding and/or statistical disclosure control)

2009 PSIC Code	Region/ Industry Description	Number of Establishments	Compensation			
			Total	Gross Salaries and Wages	Employer's Contribution to SSS/GSIS, ECC, etc	Separation, Retirement, Terminal Pay, Gratuities and Others
		(1)	(2)	(3)	(4)	(5)
	VIII - Eastern Visayas	8	70,493	68,424	2,069	-
F41002	Non-residential building constructions	s	s	s	s	-
F42100	Construction of roads and railways	5	59,896	58,344	1,552	-
F42200	Construction of utility projects	s	s	s	s	-
F42900	Construction of other civil engineering projects	s	s	s	s	-
	IX - Zamboanga Peninsula	11	43,136	40,883	2,253	-
F41002	Non-residential building constructions	4	22,339	21,253	1,085	-
F42100	Construction of roads and railways	7	20,798	19,629	1,168	-
	X - Northern Mindanao	21	239,005	221,923	10,829	6,254
F41001	Residential (dwelling) building constructions	3	10,804	9,635	869	300
F41002	Non-residential building constructions					
F42100	Construction of roads and railways	15	175,728	163,900	5,875	5,954
F42900	Construction of other civil engineering projects	s	s	s	s	s
F43210	Electrical installation	s	s	s	s	s
	XI - Davao Region	19	156,901	133,225	12,701	10,976
F41001	Residential (dwelling) building constructions	s	s	s	s	s
F41002	Non-residential building constructions	4	13,011	12,296	715	-
F42100	Construction of roads and railways	9	121,332	99,557	10,962	10,814
F42200	Construction of utility projects	s	s	s	s	s
F43210	Electrical installation	s	s	s	s	s
	XII - SOCCSKSARGEN a/	7	15,395	14,027	1,043	325
F41002	Non-residential building constructions	s	s	s	s	s
F42100	Construction of roads and railways	s	s	s	s	s
F42900	Construction of other civil engineering projects	s	s	s	s	s
	Autonomous Region in Muslim Mindanao	b/	b/	b/	b/	b/
F42900	Construction of other civil engineering projects	c/	c/	c/	c/	c/
	XIII - Caraga	5	96,750	91,520	4,944	286
F42100	Construction of roads and railways	5	96,750	91,520	4,944	286

a/ - Includes data of ARMM

b/ - Data combined with Region XII-SOCCSKSARGEN

c/ - Data combined with F42900 of Region XII-SOCCSKSARGEN

TABLE 4a Number of Establishments and Value of Output for Construction Establishments with Total Employment of 20 and Over
by Region and Industry Sub-Class: Philippines, 2010

(Value in thousand pesos. Details may not add-up to total due to rounding and/or statistical disclosure control)

2009 PSIC Code	Region/ Industry Description	Number of Establishments	Value of Output				
			Total	Value of Domestic Construction Put in Place	Net Income Earned from Construction Activities Abroad	Value of Industrial Services Done for Others	
		(1)	(2)	(3)	(4)	(5)	
	Philippines	734	157,753,581	154,828,088	1,333,589	337,353	
F41001	Residential (dwelling) building constructions	63	11,579,063	11,552,387	-	24,072	
F41002	Non-residential building constructions	104	51,459,388	50,815,339	-	2,556	
F42100	Construction of roads and railways	333	61,213,697	60,453,208	424,153	59,293	
F42200	Construction of utility projects	19	5,339,185	4,486,761	852,424	-	
F42900	Construction of other civil engineering projects	13	3,403,169	3,400,309	-	250	
F43120	Site preparation	s	s	s	s	s	
F43210	Electrical installation	111	15,613,294	15,175,433	57,012	239,688	
F43220	Plumbing, heat and air-conditioning installation	17	1,960,608	1,959,102	-	-	
F43290	Other construction installation	22	1,936,982	1,928,818	-	-	
F43301	Painting and related work	4	75,112	75,112	-	-	
F43302	Floor and wall tiling or covering with other material	s	s	s	s	s	
F43309	Other building completion and finishing activities	15	1,929,841	1,759,558	-	-	
F43900	Other specialized construction activities	30	3,150,004	3,137,825	-	2,993	
	National Capital Region	437	113,554,960	110,920,244	1,333,589	295,719	
F41001	Residential (dwelling) building constructions	32	8,100,522	8,076,450	-	24,072	
F41002	Non-residential building constructions	64	42,939,021	42,311,370	-	1,276	
F42100	Construction of roads and railways	168	32,479,032	31,928,866	424,153	30,723	
F42200	Construction of utility projects	12	5,160,383	4,307,959	852,424	-	
F42900	Construction of other civil engineering projects	s	s	s	s	s	
F43210	Electrical installation	86	14,368,524	13,970,418	57,012	239,648	
F43220	Plumbing, heat and air-conditioning installation	15	1,924,031	1,922,525	-	-	
F43290	Other construction installation	17	1,649,200	1,641,036	-	-	
F43301	Painting and related work	4	75,112	75,112	-	-	
F43302	Floor and wall tiling or covering with other material	s	s	s	s	s	
F43309	Other building completion and finishing activities	12	1,677,594	1,507,468	-	-	
F43900	Other specialized construction activities	20	2,324,064	2,321,563	-	-	
	Cordillera Administrative Region	9	1,035,481	1,035,481	-	-	
F41002	Non-residential building constructions	s	s	s	-	-	
F42100	Construction of roads and railways	s	s	s	-	-	
	I - Ilocos Region	7	293,532	293,132	-	400	
F41001	Residential (dwelling) building constructions	}	3	137,516	137,116	-	400
F41002	Non-residential building constructions						
F42100	Construction of roads and railways	4	156,016	156,016	-	-	
	II - Cagayan Valley	7	971,418	967,178	-	1,130	
F41001	Residential (dwelling) building constructions	s	s	s	-	s	
F41002	Non-residential building constructions	s	s	s	-	s	
F42100	Construction of roads and railways	3	291,169	290,669	-	-	
F42900	Construction of other civil engineering projects	s	s	s	-	-	

TABLE 4a Number of Establishments and Value of Output for Construction Establishments with Total Employment of 20 and Over
by Region and Industry Sub-Class: Philippines, 2010 *(Continued)*

(Value in thousand pesos. Details may not add-up to total due to rounding and/or statistical disclosure control)

2009 PSIC Code	Region/ Industry Description	Number of Establishments	Value of Output			
			Total	Value of Domestic Construction Put in Place	Net Income Earned from Construction Activities Abroad	Value of Industrial Services Done for Others
		(1)	(2)	(3)	(4)	(5)
	III - Central Luzon	54	7,726,061	7,723,604	-	-
F41001	Residential (dwelling) building constructions	10	1,393,893	1,391,780	-	-
F41002	Non-residential building constructions	6	2,022,375	2,022,375	-	-
F42100	Construction of roads and railways	34	4,198,340	4,197,995	-	-
F42200	Construction of utility projects	s	s	s	-	-
F42900	Construction of other civil engineering projects	s	s	s	-	-
F43210	Electrical installation	s	s	s	-	-
F43309	Other building completion and finishing activities	s	s	s	-	-
	IVA - CALABARZON	70	7,891,061	7,879,741	-	5,164
F41001	Residential (dwelling) building constructions	10	1,297,442	1,297,442	-	-
F41002	Non-residential building constructions	7	1,172,475	1,172,475	-	-
F42100	Construction of roads and railways	26	3,625,040	3,622,870	-	2,170
F42200	Construction of utility projects	s	s	s	-	s
F43210	Electrical installation	15	652,467	646,468	-	-
F43220	Plumbing, heat and air-conditioning installation	s	s	s	-	s
F43290	Other construction installation	s	s	s	-	s
F43309	Other building completion and finishing activities	s	s	s	-	s
F43900	Other specialized construction activities	5	473,895	470,902	-	2,993
	IVB - MIMAROPA	7	1,085,823	1,085,823	-	-
F42100	Construction of roads and railways	7	1,085,823	1,085,823	-	-
	V - Bicol Region	10	3,166,389	3,165,897	-	-
F41001	Residential (dwelling) building constructions	s	s	s	-	-
F42100	Construction of roads and railways	s	s	s	-	-
	VI - Western Visayas	15	2,113,035	2,099,484	-	9,925
F41002	Non-residential building constructions	s	s	s	-	s
F42100	Construction of roads and railways	10	1,821,692	1,817,141	-	1,425
F42900	Construction of other civil engineering projects	s	s	s	-	s
F43120	Site preparation	s	s	s	-	s
F43210	Electrical installation	s	s	s	-	s
	VII - Central Visayas	47	7,971,606	7,940,518	-	-
F41001	Residential (dwelling) building constructions	3	62,075	62,075	-	-
F41002	Non-residential building constructions	10	4,315,324	4,301,194	-	-
F42100	Construction of roads and railways	19	2,771,061	2,771,061	-	-
F42200	Construction of utility projects	s	s	s	-	-
F43210	Electrical installation	5	424,745	414,471	-	-
F43220	Plumbing, heat and air-conditioning installation	s	s	s	-	-
F43290	Other construction installation	s	s	s	-	-
F43309	Other building completion and finishing activities	s	s	s	-	-
F43900	Other specialized construction activities	5	352,044	345,360	-	-

TABLE 4a Number of Establishments and Value of Output for Construction Establishments with Total Employment of 20 and Over
by Region and Industry Sub-Class: Philippines, 2010 *(Continued)*

(Value in thousand pesos. Details may not add-up to total due to rounding and/or statistical disclosure control)

2009 PSIC Code	Region/ Industry Description	Number of Establishments	Value of Output			
			Total	Value of Domestic Construction Put in Place	Net Income Earned from Construction Activities Abroad	Value of Industrial Services Done for Others
		(1)	(2)	(3)	(4)	(5)
	VIII - Eastern Visayas	8	1,386,082	1,282,265	-	-
F41002	Non-residential building constructions	s	s	s	-	-
F42100	Construction of roads and railways	5	1,188,645	1,084,828	-	-
F42200	Construction of utility projects	s	s	s	-	-
F42900	Construction of other civil engineering projects	s	s	s	-	-
	IX - Zamboanga Peninsula	11	235,612	234,624	-	-
F41002	Non-residential building constructions	4	103,847	102,859	-	-
F42100	Construction of roads and railways	7	131,765	131,765	-	-
	X - Northern Mindanao	21	2,426,177	2,380,043	-	19,698
F41001	Residential (dwelling) building constructions }	3	46,288	46,288	-	-
F41002	Non-residential building constructions }					
F42100	Construction of roads and railways	15	2,129,241	2,083,147	-	19,658
F42900	Construction of other civil engineering projects	s	s	s	-	s
F43210	Electrical installation	s	s	s	-	s
	XI - Davao Region	19	2,965,246	2,941,803	-	-
F41001	Residential (dwelling) building constructions	s	s	s	-	-
F41002	Non-residential building constructions	4	128,220	128,220	-	-
F42100	Construction of roads and railways	9	2,504,586	2,504,586	-	-
F42200	Construction of utility projects	s	s	s	-	-
F43210	Electrical installation	s	s	s	-	-
	XII - SOCCSKSARGEN a/	7	179,080	175,599	-	3,481
F41002	Non-residential building constructions	s	s	s	-	s
F42100	Construction of roads and railways	s	s	s	-	s
F42900	Construction of other civil engineering projects	s	s	s	-	s
	Autonomous Region in Muslim Mindanao	b/	b/	b/	-	b/
F42900	Construction of other civil engineering projects	c/	c/	c/	-	c/
	XIII - Caraga	5	4,752,018	4,702,653	-	1,836
F42100	Construction of roads and railways	5	4,752,018	4,702,653	-	1,836

TABLE 4a Number of Establishments and Value of Output for Construction Establishments with Total Employment of 20 and Over
by Region and Industry Sub-Class: Philippines, 2010 *(Continued)*

(Value in thousand pesos. Details may not add-up to total due to rounding and/or statistical disclosure control)

2009 PSIC Code	Region/ Industry Description	Value of Output			
		Value of Products Sold	Value of Goods for Resale Less Cost of Goods Sold	Tangible Fixed Assets Produced on Own Account	Change in Inventory of Finished Products and Work-in-Progress
		(6)	(7)	(8)	(9)
	Philippines	935,570	226,028	24,842	68,111
F41001	Residential (dwelling) building constructions	1,446	2,113	-	(955)
F41002	Non-residential building constructions	501,185	138,129	-	2,179
F42100	Construction of roads and railways	175,579	23,586	20,953	56,925
F42200	Construction of utility projects	-	-	-	-
F42900	Construction of other civil engineering projects	-	-	110	2,500
F43120	Site preparation	s	s	s	s
F43210	Electrical installation	81,441	57,993	-	1,727
F43220	Plumbing, heat and air-conditioning installation	535	971	-	-
F43290	Other construction installation	-	2,078	-	6,086
F43301	Painting and related work	-	-	-	-
F43302	Floor and wall tiling or covering with other material	s	s	s	s
F43309	Other building completion and finishing activities	170,283	-	-	-
F43900	Other specialized construction activities	5,100	658	3,779	(351)
	National Capital Region	752,329	181,910	911	70,258
F41001	Residential (dwelling) building constructions	-	-	-	-
F41002	Non-residential building constructions	487,055	137,141	-	2,179
F42100	Construction of roads and railways	39,239	-	-	56,051
F42200	Construction of utility projects	-	-	-	-
F42900	Construction of other civil engineering projects	s	s	s	s
F43210	Electrical installation	53,438	41,721	-	6,287
F43220	Plumbing, heat and air-conditioning installation	535	971	-	-
F43290	Other construction installation	-	2,078	-	6,086
F43301	Painting and related work	-	-	-	-
F43302	Floor and wall tiling or covering with other material	s	s	s	s
F43309	Other building completion and finishing activities	170,126	-	-	-
F43900	Other specialized construction activities	1,936	-	911	(346)
	Cordillera Administrative Region	-	-	-	-
F41002	Non-residential building constructions	-	-	-	-
F42100	Construction of roads and railways	-	-	-	-
	I - Ilocos Region	-	-	-	-
F41001	Residential (dwelling) building constructions }	-	-	-	-
F41002	Non-residential building constructions }	-	-	-	-
F42100	Construction of roads and railways	-	-	-	-
	II - Cagayan Valley	-	-	110	3,000
F41001	Residential (dwelling) building constructions	-	-	s	s
F41002	Non-residential building constructions	-	-	s	s
F42100	Construction of roads and railways	-	-	-	500
F42900	Construction of other civil engineering projects	-	-	s	s

TABLE 4a Number of Establishments and Value of Output for Construction Establishments with Total Employment of 20 and Over
by Region and Industry Sub-Class: Philippines, 2010 *(Continued)*

(Value in thousand pesos. Details may not add-up to total due to rounding and/or statistical disclosure control)

2009 PSIC Code	Region/ Industry Description	Value of Output			
		Value of Products Sold	Value of Goods for Resale Less Cost of Goods Sold	Tangible Fixed Assets Produced on Own Account	Change in Inventory of Finished Products and Work-in-Progress
		(6)	(7)	(8)	(9)
	III - Central Luzon	-	2,457	-	-
F41001	Residential (dwelling) building constructions	-	2,113	-	-
F41002	Non-residential building constructions	-	-	-	-
F42100	Construction of roads and railways	-	345	-	-
F42200	Construction of utility projects	-	S	-	-
F42900	Construction of other civil engineering projects	-	S	-	-
F43210	Electrical installation	-	S	-	-
F43309	Other building completion and finishing activities	-	S	-	-
	IVA - CALABARZON	4,738	5,999	-	(4,581)
F41001	Residential (dwelling) building constructions	-	-	-	-
F41002	Non-residential building constructions	-	-	-	-
F42100	Construction of roads and railways	S	S	-	S
F42200	Construction of utility projects	-	-	-	-
F43210	Electrical installation	4,576	5,999	-	(4,576)
F43220	Plumbing, heat and air-conditioning installation	S	S	-	S
F43290	Other construction installation	S	S	-	S
F43309	Other building completion and finishing activities	S	S	-	S
F43900	Other specialized construction activities	5	-	-	(5)
	IVB - MIMAROPA	-	-	-	-
F42100	Construction of roads and railways	-	-	-	-
	V - Bicol Region	1,480	-	-	(988)
F41001	Residential (dwelling) building constructions	S	-	-	S
F42100	Construction of roads and railways	S	-	-	S
	VI - Western Visayas	368	3,282	-	(24)
F41002	Non-residential building constructions	S	S	-	S
F42100	Construction of roads and railways	368	2,782	-	(24)
F42900	Construction of other civil engineering projects	S	S	-	S
F43120	Site preparation	S	S	-	S
F43210	Electrical installation	S	S	-	S
	VII - Central Visayas	17,289	10,932	2,867	-
F41001	Residential (dwelling) building constructions	-	-	-	-
F41002	Non-residential building constructions	14,130	-	-	-
F42100	Construction of roads and railways	-	-	-	-
F42200	Construction of utility projects	S	S	S	-
F43210	Electrical installation	-	10,274	-	-
F43220	Plumbing, heat and air-conditioning installation	S	S	S	-
F43290	Other construction installation	S	S	S	-
F43309	Other building completion and finishing activities	S	S	S	-
F43900	Other specialized construction activities	3,159	658	2,867	-

TABLE 4a Number of Establishments and Value of Output for Construction Establishments with Total Employment of 20 and Over
by Region and Industry Sub-Class: Philippines, 2010 *(Concluded)*

(Value in thousand pesos. Details may not add-up to total due to rounding and/or statistical disclosure control)

2009 PSIC Code	Region/ Industry Description	Value of Output			
		Value of Products Sold	Value of Goods for Resale Less Cost of Goods Sold	Tangible Fixed Assets Produced on Own Account	Change in Inventory of Finished Products and Work-in-Progress
		(6)	(7)	(8)	(9)
	VIII - Eastern Visayas	96,751	7,066	-	-
F41002	Non-residential building constructions	s	s	-	-
F42100	Construction of roads and railways	96,751	7,066	-	-
F42200	Construction of utility projects	s	s	-	-
F42900	Construction of other civil engineering projects	s	s	-	-
	IX - Zamboanga Peninsula	-	988	-	-
F41002	Non-residential building constructions	-	988	-	-
F42100	Construction of roads and railways	-	-	-	-
	X - Northern Mindanao	5,367	116	20,953	-
F41001	Residential (dwelling) building constructions	}	-	-	-
F41002	Non-residential building constructions				
F42100	Construction of roads and railways	5,367	116	20,953	-
F42900	Construction of other civil engineering projects	s	s	s	-
F43210	Electrical installation	s	s	s	-
	XI - Davao Region	23,428	-	-	15
F41001	Residential (dwelling) building constructions	s	-	-	s
F41002	Non-residential building constructions	-	-	-	-
F42100	Construction of roads and railways	-	-	-	-
F42200	Construction of utility projects	s	-	-	s
F43210	Electrical installation	s	-	-	s
	XII - SOCCSKSARGEN a/	-	-	-	-
F41002	Non-residential building constructions	-	-	-	-
F42100	Construction of roads and railways	-	-	-	-
F42900	Construction of other civil engineering projects	-	-	-	-
	Autonomous Region in Muslim Mindanao	-	-	-	-
F42900	Construction of other civil engineering projects	-	-	-	-
	XIII - Caraga	33,820	13,278	-	431
F42100	Construction of roads and railways	33,820	13,278	-	431

a/ - Includes data of ARMM

b/ - Data combined with Region XII-SOCCSKSARGEN

c/ - Data combined with F42900 of Region XII-SOCCSKSARGEN

TABLE 4a.1 Number of Establishments and Revenue by Type for Construction Establishments with Total Employment of 20 and Over
by Region and Industry Sub-Class: Philippines, 2010

(Value in thousand pesos. Details may not add-up to total due to rounding and/or statistical disclosure control)

2009 PSIC Code	Region/ Industry Description	Number of Establishments	Revenue			
			Total	Value of Domestic Construction Put in Place	Net Income Earned from Construction Activities Abroad	Value of Industrial Services Done for Others
		(1)	(2)	(3)	(4)	(5)
	Philippines	734	160,903,307	154,828,088	1,333,589	337,353
F41001	Residential (dwelling) building constructions	63	11,778,840	11,552,387	-	24,072
F41002	Non-residential building constructions	104	52,256,744	50,815,339	-	2,556
F42100	Construction of roads and railways	333	62,707,283	60,453,208	424,153	59,293
F42200	Construction of utility projects	19	5,351,962	4,486,761	852,424	-
F42900	Construction of other civil engineering projects	13	3,404,798	3,400,309	-	250
F43120	Site preparation	s	s	s	s	s
F43210	Electrical installation	111	16,141,157	15,175,433	57,012	239,688
F43220	Plumbing, heat and air-conditioning installation	17	1,965,052	1,959,102	-	-
F43290	Other construction installation	22	1,997,786	1,928,818	-	-
F43301	Painting and related work	4	75,147	75,112	-	-
F43302	Floor and wall tiling or covering with other material	s	s	s	s	s
F43309	Other building completion and finishing activities	15	1,941,471	1,759,558	-	-
F43900	Other specialized construction activities	30	3,186,964	3,137,825	-	2,993
	National Capital Region	437	115,787,606	110,920,244	1,333,589	295,719
F41001	Residential (dwelling) building constructions	32	8,234,754	8,076,450	-	24,072
F41002	Non-residential building constructions	64	43,684,413	42,311,370	-	1,276
F42100	Construction of roads and railways	168	33,207,300	31,928,866	424,153	30,723
F42200	Construction of utility projects	12	5,172,855	4,307,959	852,424	-
F42900	Construction of other civil engineering projects	s	s	s	s	s
F43210	Electrical installation	86	14,861,863	13,970,418	57,012	239,648
F43220	Plumbing, heat and air-conditioning installation	15	1,928,474	1,922,525	-	-
F43290	Other construction installation	17	1,710,004	1,641,036	-	-
F43301	Painting and related work	4	75,147	75,112	-	-
F43302	Floor and wall tiling or covering with other material	s	s	s	s	s
F43309	Other building completion and finishing activities	12	1,689,180	1,507,468	-	-
F43900	Other specialized construction activities	20	2,362,463	2,321,563	-	-
	Cordillera Administrative Region	9	1,040,400	1,035,481	-	-
F41002	Non-residential building constructions	s	s	s	-	-
F42100	Construction of roads and railways	s	s	s	-	-
	I - Ilocos Region	7	293,902	293,132	-	400
F41001	Residential (dwelling) building constructions }	3	137,886	137,116	-	400
F41002	Non-residential building constructions }					
F42100	Construction of roads and railways	4	156,016	156,016	-	-
	II - Cagayan Valley	7	969,468	967,178	-	1,130
F41001	Residential (dwelling) building constructions	s	s	s	-	s
F41002	Non-residential building constructions	s	s	s	-	s
F42100	Construction of roads and railways	3	290,669	290,669	-	-
F42900	Construction of other civil engineering projects	s	s	s	-	s

TABLE 4a.1 Number of Establishments and Revenue by Type for Construction Establishments with Total Employment of 20 and Over by Region and Industry Sub-Class: Philippines, 2010 *(Continued)*

(Value in thousand pesos. Details may not add-up to total due to rounding and/or statistical disclosure control)

2009 PSIC Code	Region/ Industry Description	Number of Establishments	Revenue			
			Total	Value of Domestic Construction Put in Place	Net Income Earned from Construction Activities Abroad	Value of Industrial Services Done for Others
		(1)	(2)	(3)	(4)	(5)
	III - Central Luzon	54	8,246,287	7,723,604	-	-
F41001	Residential (dwelling) building constructions	10	1,449,846	1,391,780	-	-
F41002	Non-residential building constructions	6	2,042,855	2,022,375	-	-
F42100	Construction of roads and railways	34	4,642,117	4,197,995	-	-
F42200	Construction of utility projects	s	s	s	-	-
F42900	Construction of other civil engineering projects	s	s	s	-	-
F43210	Electrical installation	s	s	s	-	-
F43309	Other building completion and finishing activities	s	s	s	-	-
	IVA - CALABARZON	70	7,961,153	7,879,741	-	5,164
F41001	Residential (dwelling) building constructions	10	1,305,238	1,297,442	-	-
F41002	Non-residential building constructions	7	1,173,885	1,172,475	-	-
F42100	Construction of roads and railways	26	3,651,328	3,622,870	-	2,170
F42200	Construction of utility projects	s	s	s	-	s
F43210	Electrical installation	15	685,585	646,468	-	-
F43220	Plumbing, heat and air-conditioning installation	s	s	s	-	s
F43290	Other construction installation	s	s	s	-	s
F43309	Other building completion and finishing activities	s	s	s	-	s
F43900	Other specialized construction activities	5	475,314	470,902	-	2,993
	IVB - MIMAROPA	7	1,158,976	1,085,823	-	-
F42100	Construction of roads and railways	7	1,158,976	1,085,823	-	-
	V - Bicol Region	10	3,169,727	3,165,897	-	-
F41001	Residential (dwelling) building constructions	s	s	s	-	-
F42100	Construction of roads and railways	s	s	s	-	-
	VI - Western Visayas	15	2,189,436	2,099,484	-	9,925
F41002	Non-residential building constructions	s	s	s	-	s
F42100	Construction of roads and railways	10	1,895,772	1,817,141	-	1,425
F42900	Construction of other civil engineering projects	s	s	s	-	s
F43120	Site preparation	s	s	s	-	s
F43210	Electrical installation	s	s	s	-	s
	VII - Central Visayas	47	8,001,513	7,940,518	-	-
F41001	Residential (dwelling) building constructions	3	62,075	62,075	-	-
F41002	Non-residential building constructions	10	4,334,905	4,301,194	-	-
F42100	Construction of roads and railways	19	2,782,616	2,771,061	-	-
F42200	Construction of utility projects	s	s	s	-	-
F43210	Electrical installation	5	426,153	414,471	-	-
F43220	Plumbing, heat and air-conditioning installation	s	s	s	-	-
F43290	Other construction installation	s	s	s	-	-
F43309	Other building completion and finishing activities	s	s	s	-	-
F43900	Other specialized construction activities	5	349,187	345,360	-	-

TABLE 4a.1 Number of Establishments and Revenue by Type for Construction Establishments with Total Employment of 20 and Over
by Region and Industry Sub-Class: Philippines, 2010 *(Continued)*

(Value in thousand pesos. Details may not add-up to total due to rounding and/or statistical disclosure control)

2009 PSIC Code	Region/ Industry Description	Number of Establishments	Revenue			
			Total	Value of Domestic Construction Put in Place	Net Income Earned from Construction Activities Abroad	Value of Industrial Services Done for Others
		(1)	(2)	(3)	(4)	(5)
	VIII - Eastern Visayas	8	1,406,051	1,282,265	-	-
F41002	Non-residential building constructions	s	s	s	-	-
F42100	Construction of roads and railways	5	1,208,605	1,084,828	-	-
F42200	Construction of utility projects	s	s	s	-	-
F42900	Construction of other civil engineering projects	s	s	s	-	-
	IX - Zamboanga Peninsula	11	244,910	234,624	-	-
F41002	Non-residential building constructions	4	113,145	102,859	-	-
F42100	Construction of roads and railways	7	131,765	131,765	-	-
	X - Northern Mindanao	21	2,437,241	2,380,043	-	19,698
F41001	Residential (dwelling) building constructions	3	47,218	46,288	-	-
F41002	Non-residential building constructions					
F42100	Construction of roads and railways	15	2,139,075	2,083,147	-	19,658
F42900	Construction of other civil engineering projects	s	s	s	-	s
F43210	Electrical installation	s	s	s	-	s
	XI - Davao Region	19	2,965,669	2,941,803	-	-
F41001	Residential (dwelling) building constructions	s	s	s	-	-
F41002	Non-residential building constructions	4	128,395	128,220	-	-
F42100	Construction of roads and railways	9	2,504,586	2,504,586	-	-
F42200	Construction of utility projects	s	s	s	-	-
F43210	Electrical installation	s	s	s	-	-
	XII - SOCCSKSARGEN a/	7	188,771	175,599	-	3,481
F41002	Non-residential building constructions	s	s	s	-	s
F42100	Construction of roads and railways	s	s	s	-	s
F42900	Construction of other civil engineering projects	s	s	s	-	s
	Autonomous Region in Muslim Mindanao	b/	b/	b/	-	b/
F42900	Construction of other civil engineering projects	c/	c/	c/	-	c/
	XIII - Caraga	5	4,842,196	4,702,653	-	1,836
F42100	Construction of roads and railways	5	4,842,196	4,702,653	-	1,836

TABLE 4a.1 Number of Establishments and Revenue by Type for Construction Establishments with Total Employment of 20 and Over by Region and Industry Sub-Class: Philippines, 2010 *(Continued)*

(Value in thousand pesos. Details may not add-up to total due to rounding and/or statistical disclosure control)

2009 PSIC Code	Region/ Industry Description	Revenue				
		Value of Products Sold	Value of Non- Industrial Services Done for Others	Delivery Charges Separately Invoiced to Customers	Value of Goods for Resale	Interest Income
		(6)	(7)	(8)	(9)	(10)
	Philippines	935,570	1,139,529	-	895,844	443,357
F41001	Residential (dwelling) building constructions	1,446	98,316	-	15,226	17,374
F41002	Non-residential building constructions	501,185	386,709	-	220,359	75,711
F42100	Construction of roads and railways	175,579	536,548	-	340,887	305,249
F42200	Construction of utility projects	-	663	-	-	7,660
F42900	Construction of other civil engineering projects	-	800	-	-	713
F43120	Site preparation	s	s	-	s	s
F43210	Electrical installation	81,441	92,296	-	307,204	32,402
F43220	Plumbing, heat and air-conditioning installation	535	494	-	3,085	1,250
F43290	Other construction installation	-	20,847	-	6,926	1,084
F43301	Painting and related work	-	-	-	-	35
F43302	Floor and wall tiling or covering with other material	s	s	-	s	s
F43309	Other building completion and finishing activities	170,283	1,181	-	-	373
F43900	Other specialized construction activities	5,100	874	-	658	996
	National Capital Region	752,329	943,917	-	486,292	239,419
F41001	Residential (dwelling) building constructions	-	90,684	-	-	16,972
F41002	Non-residential building constructions	487,055	366,710	-	213,773	71,832
F42100	Construction of roads and railways	39,239	372,336	-	-	107,393
F42200	Construction of utility projects	-	380	-	-	7,637
F42900	Construction of other civil engineering projects	s	s	-	s	s
F43210	Electrical installation	53,438	91,088	-	262,509	32,070
F43220	Plumbing, heat and air-conditioning installation	535	494	-	3,085	1,250
F43290	Other construction installation	-	20,847	-	6,926	1,084
F43301	Painting and related work	-	-	-	-	35
F43302	Floor and wall tiling or covering with other material	s	s	-	s	s
F43309	Other building completion and finishing activities	170,126	1,181	-	-	373
F43900	Other specialized construction activities	1,936	199	-	-	258
	Cordillera Administrative Region	-	4,920	-	-	-
F41002	Non-residential building constructions	-	s	-	-	-
F42100	Construction of roads and railways	-	s	-	-	-
	I - Ilocos Region	-	-	-	-	370
F41001	Residential (dwelling) building constructions }	-	-	-	-	370
F41002	Non-residential building constructions }	-	-	-	-	-
F42100	Construction of roads and railways	-	-	-	-	-
	II - Cagayan Valley	-	1,160	-	-	-
F41001	Residential (dwelling) building constructions	-	s	-	-	-
F41002	Non-residential building constructions	-	s	-	-	-
F42100	Construction of roads and railways	-	-	-	-	-
F42900	Construction of other civil engineering projects	-	s	-	-	-

TABLE 4a.1 Number of Establishments and Revenue by Type for Construction Establishments with Total Employment of 20 and Over
by Region and Industry Sub-Class: Philippines, 2010 *(Continued)*

(Value in thousand pesos. Details may not add-up to total due to rounding and/or statistical disclosure control)

2009 PSIC Code	Region/ Industry Description	Revenue				
		Value of Products Sold	Value of Non- Industrial Services Done for Others	Delivery Charges Separately Invoiced to Customers	Value of Goods for Resale	Interest Income
		(6)	(7)	(8)	(9)	(10)
	III - Central Luzon	-	1,173	-	189,574	195,863
F41001	Residential (dwelling) building constructions	-	-	-	15,226	-
F41002	Non-residential building constructions	-	142	-	-	412
F42100	Construction of roads and railways	-	1,031	-	174,348	195,435
F42200	Construction of utility projects	-	S	-	S	S
F42900	Construction of other civil engineering projects	-	S	-	S	S
F43210	Electrical installation	-	S	-	S	S
F43309	Other building completion and finishing activities	-	S	-	S	S
	IVA - CALABARZON	4,738	35,388	-	34,072	1,544
F41001	Residential (dwelling) building constructions	-	7,393	-	-	402
F41002	Non-residential building constructions	-	1,000	-	-	-
F42100	Construction of roads and railways	-	26,111	-	-	127
F42200	Construction of utility projects	S	S	-	S	S
F43210	Electrical installation	4,576	208	-	34,072	261
F43220	Plumbing, heat and air-conditioning installation	S	S	-	S	S
F43290	Other construction installation	S	S	-	S	S
F43309	Other building completion and finishing activities	S	S	-	S	S
F43900	Other specialized construction activities	5	676	-	-	732
	IVB - MIMAROPA	-	72,840	-	-	-
F42100	Construction of roads and railways	-	72,840	-	-	-
	V - Bicol Region	1,480	1,967	-	-	133
F41001	Residential (dwelling) building constructions	S	S	-	-	S
F42100	Construction of roads and railways	S	S	-	-	S
	VI - Western Visayas	368	22,130	-	57,009	520
F41002	Non-residential building constructions	S	S	-	S	S
F42100	Construction of roads and railways	368	21,330	-	55,509	-
F42900	Construction of other civil engineering projects	S	S	-	S	S
F43120	Site preparation	S	S	-	S	S
F43210	Electrical installation	S	S	-	S	S
	VII - Central Visayas	17,289	26,566	-	11,282	3,242
F41001	Residential (dwelling) building constructions	-	-	-	-	-
F41002	Non-residential building constructions	14,130	14,507	-	-	3,097
F42100	Construction of roads and railways	-	10,839	-	-	80
F42200	Construction of utility projects	S	S	S	S	S
F43210	Electrical installation	-	1,000	-	10,624	59
F43220	Plumbing, heat and air-conditioning installation	S	S	S	S	S
F43290	Other construction installation	S	S	S	S	S
F43309	Other building completion and finishing activities	S	S	S	S	S
F43900	Other specialized construction activities	3,159	-	-	658	6

TABLE 4a.1 Number of Establishments and Revenue by Type for Construction Establishments with Total Employment of 20 and Over
by Region and Industry Sub-Class: Philippines, 2010 *(Continued)*

(Value in thousand pesos. Details may not add-up to total due to rounding and/or statistical disclosure control)

2009 PSIC Code	Region/ Industry Description	Revenue				
		Value of Products Sold	Value of Non- Industrial Services Done for Others	Delivery Charges Separately Invoiced to Customers	Value of Goods for Resale	Interest Income
		(6)	(7)	(8)	(9)	(10)
	VIII - Eastern Visayas	96,751	2,346	-	8,777	8
F41002	Non-residential building constructions	s	s	-	s	s
F42100	Construction of roads and railways	96,751	2,346	-	8,777	-
F42200	Construction of utility projects	s	s	-	s	s
F42900	Construction of other civil engineering projects	s	s	-	s	s
	IX - Zamboanga Peninsula	-	3,701	-	6,586	-
F41002	Non-residential building constructions	-	3,701	-	6,586	-
F42100	Construction of roads and railways	-	-	-	-	-
	X - Northern Mindanao	5,367	11,992	-	116	2,183
F41001	Residential (dwelling) building constructions	}	530	-	-	-
F41002	Non-residential building constructions					
F42100	Construction of roads and railways	5,367	11,461	-	116	2,006
F42900	Construction of other civil engineering projects	s	s	-	s	s
F43210	Electrical installation	s	s	-	s	s
	XI - Davao Region	23,428	63	-	-	-
F41001	Residential (dwelling) building constructions	s	s	-	-	-
F41002	Non-residential building constructions	-	-	-	-	-
F42100	Construction of roads and railways	-	-	-	-	-
F42200	Construction of utility projects	s	s	-	-	-
F43210	Electrical installation	s	s	-	-	-
	XII - SOCCSKSARGEN a/	-	9,616	-	-	75
F41002	Non-residential building constructions	-	s	-	-	s
F42100	Construction of roads and railways	-	s	-	-	s
F42900	Construction of other civil engineering projects	-	s	-	-	s
	Autonomous Region in Muslim Mindanao	-	b/	-	-	b/
F42900	Construction of other civil engineering projects	-	c/	-	-	c/
	XIII - Caraga	33,820	1,749	-	102,138	-
F42100	Construction of roads and railways	33,820	1,749	-	102,138	-

TABLE 4a.1 Number of Establishments and Revenue by Type for Construction Establishments with Total Employment of 20 and Over
by Region and Industry Sub-Class: Philippines, 2010 *(Continued)*

(Value in thousand pesos. Details may not add-up to total due to rounding and/or statistical disclosure control)

2009 PSIC Code	Region/ Industry Description	Revenue					
		Dividend Income	Commission and Fees Earned	Royalty Income	Franchise Income	Foreign Exchange Gains	Other Income
		(11)	(12)	(13)	(14)	(15)	(16)
	Philippines	48,795	109,697	4,119	2,842	86,435	738,090
F41001	Residential (dwelling) building constructions	2	800	400	-	-	68,816
F41002	Non-residential building constructions	5,207	1,842	-	-	27,291	220,544
F42100	Construction of roads and railways	26,590	-	3,719	-	35,905	346,152
F42200	Construction of utility projects	5	-	-	-	4,101	348
F42900	Construction of other civil engineering projects	-	-	-	-	-	2,726
F43120	Site preparation	S	S	S	S	S	S
F43210	Electrical installation	16,942	102,436	-	-	13,735	22,567
F43220	Plumbing, heat and air-conditioning installation	-	-	-	585	-	-
F43290	Other construction installation	-	4,616	-	-	4,842	30,653
F43301	Painting and related work	-	-	-	-	-	-
F43302	Floor and wall tiling or covering with other material	S	S	S	S	S	S
F43309	Other building completion and finishing activities	43	-	-	-	-	10,032
F43900	Other specialized construction activities	6	3	-	2,257	-	36,251
	National Capital Region	47,726	109,284	2,984	2,842	86,435	566,826
F41001	Residential (dwelling) building constructions	2	800	-	-	-	25,775
F41002	Non-residential building constructions	5,186	1,432	-	-	27,291	198,487
F42100	Construction of roads and railways	25,590	-	2,984	-	35,905	240,111
F42200	Construction of utility projects	5	-	-	-	4,101	348
F42900	Construction of other civil engineering projects	S	S	S	S	S	S
F43210	Electrical installation	16,942	102,436	-	-	13,735	22,567
F43220	Plumbing, heat and air-conditioning installation	-	-	-	585	-	-
F43290	Other construction installation	-	4,616	-	-	4,842	30,653
F43301	Painting and related work	-	-	-	-	-	-
F43302	Floor and wall tiling or covering with other material	S	S	S	S	S	S
F43309	Other building completion and finishing activities	-	-	-	-	-	10,032
F43900	Other specialized construction activities	-	-	-	2,257	-	36,251
	Cordillera Administrative Region	-	-	-	-	-	-
F41002	Non-residential building constructions	-	-	-	-	-	-
F42100	Construction of roads and railways	-	-	-	-	-	-
	I - Ilocos Region	-	-	-	-	-	-
F41001	Residential (dwelling) building constructions	-	-	-	-	-	-
F41002	Non-residential building constructions	-	-	-	-	-	-
F42100	Construction of roads and railways	-	-	-	-	-	-
	II - Cagayan Valley	-	-	-	-	-	-
F41001	Residential (dwelling) building constructions	-	-	-	-	-	-
F41002	Non-residential building constructions	-	-	-	-	-	-
F42100	Construction of roads and railways	-	-	-	-	-	-
F42900	Construction of other civil engineering projects	-	-	-	-	-	-

TABLE 4a.1 Number of Establishments and Revenue by Type for Construction Establishments with Total Employment of 20 and Over by Region and Industry Sub-Class: Philippines, 2010 *(Continued)*

(Value in thousand pesos. Details may not add-up to total due to rounding and/or statistical disclosure control)

2009 PSIC Code	Region/ Industry Description	Revenue					
		Dividend Income	Commission and Fees Earned	Royalty Income	Franchise Income	Foreign Exchange Gains	Other Income
		(11)	(12)	(13)	(14)	(15)	(16)
	III - Central Luzon	-	-	-	-	-	136,073
F41001	Residential (dwelling) building constructions	-	-	-	-	-	42,840
F41002	Non-residential building constructions	-	-	-	-	-	19,926
F42100	Construction of roads and railways	-	-	-	-	-	73,307
F42200	Construction of utility projects	-	-	-	-	-	S
F42900	Construction of other civil engineering projects	-	-	-	-	-	S
F43210	Electrical installation	-	-	-	-	-	S
F43309	Other building completion and finishing activities	-	-	-	-	-	S
	IVA - CALABARZON	49	410	-	-	-	49
F41001	Residential (dwelling) building constructions	-	-	-	-	-	-
F41002	Non-residential building constructions	-	410	-	-	-	-
F42100	Construction of roads and railways	-	-	-	-	-	49
F42200	Construction of utility projects	S	S	-	-	-	S
F43210	Electrical installation	-	-	-	-	-	-
F43220	Plumbing, heat and air-conditioning installation	S	S	-	-	-	S
F43290	Other construction installation	S	S	-	-	-	S
F43309	Other building completion and finishing activities	S	S	-	-	-	S
F43900	Other specialized construction activities	6	-	-	-	-	-
	IVB - MIMAROPA	-	-	-	-	-	313
F42100	Construction of roads and railways	-	-	-	-	-	313
	V - Bicol Region	-	-	250	-	-	-
F41001	Residential (dwelling) building constructions	-	-	S	-	-	-
F42100	Construction of roads and railways	-	-	S	-	-	-
	VI - Western Visayas	-	-	-	-	-	-
F41002	Non-residential building constructions	-	-	-	-	-	-
F42100	Construction of roads and railways	-	-	-	-	-	-
F42900	Construction of other civil engineering projects	-	-	-	-	-	-
F43120	Site preparation	-	-	-	-	-	-
F43210	Electrical installation	-	-	-	-	-	-
	VII - Central Visayas	21	3	-	-	-	2,591
F41001	Residential (dwelling) building constructions	-	-	-	-	-	-
F41002	Non-residential building constructions	21	-	-	-	-	1,956
F42100	Construction of roads and railways	-	-	-	-	-	635
F42200	Construction of utility projects	S	S	-	-	-	S
F43210	Electrical installation	-	-	-	-	-	-
F43220	Plumbing, heat and air-conditioning installation	S	S	-	-	-	S
F43290	Other construction installation	S	S	-	-	-	S
F43309	Other building completion and finishing activities	S	S	-	-	-	S
F43900	Other specialized construction activities	-	3	-	-	-	-

TABLE 4a.1 Number of Establishments and Revenue by Type for Construction Establishments with Total Employment of 20 and Over
by Region and Industry Sub-Class: Philippines, 2010 *(Concluded)*

(Value in thousand pesos. Details may not add-up to total due to rounding and/or statistical disclosure control)

2009 PSIC Code	Region/ Industry Description	Revenue					
		Dividend Income	Commission and Fees Earned	Royalty Income	Franchise Income	Foreign Exchange Gains	Other Income
		(11)	(12)	(13)	(14)	(15)	(16)
	VIII - Eastern Visayas	1,000	-	-	-	-	14,904
F41002	Non-residential building constructions	S	-	-	-	-	S
F42100	Construction of roads and railways	1,000	-	-	-	-	14,904
F42200	Construction of utility projects	S	-	-	-	-	S
F42900	Construction of other civil engineering projects	S	-	-	-	-	S
	IX - Zamboanga Peninsula	-	-	-	-	-	-
F41002	Non-residential building constructions	-	-	-	-	-	-
F42100	Construction of roads and railways	-	-	-	-	-	-
	X - Northern Mindanao	-	-	885	-	-	16,957
F41001	Residential (dwelling) building constructions	}	-	400	-	-	-
F41002	Non-residential building constructions						
F42100	Construction of roads and railways	-	-	485	-	-	16,834
F42900	Construction of other civil engineering projects	-	-	S	-	-	S
F43210	Electrical installation	-	-	S	-	-	S
	XI - Davao Region	-	-	-	-	-	376
F41001	Residential (dwelling) building constructions	-	-	-	-	-	S
F41002	Non-residential building constructions	-	-	-	-	-	175
F42100	Construction of roads and railways	-	-	-	-	-	-
F42200	Construction of utility projects	-	-	-	-	-	S
F43210	Electrical installation	-	-	-	-	-	S
	XII - SOCCSKSARGEN a/	-	-	-	-	-	-
F41002	Non-residential building constructions	-	-	-	-	-	-
F42100	Construction of roads and railways	-	-	-	-	-	-
F42900	Construction of other civil engineering projects	-	-	-	-	-	-
	Autonomous Region in Muslim Mindanao	-	-	-	-	-	-
F42900	Construction of other civil engineering projects	-	-	-	-	-	-
	XIII - Caraga	-	-	-	-	-	-
F42100	Construction of roads and railways	-	-	-	-	-	-

a/ - Includes data of ARMM

b/ - Data combined with Region XII-SOCCSKSARGEN

c/ - Data combined with F42900 of Region XII-SOCCSKSARGEN

TABLE 4a.2 Number of Establishments and Value of Industrial Services Done for Others by Type for Construction Establishments with Total Employment of 20 and Over by Region and Industry Sub-Class: Philippines, 2010

(Value in thousand pesos. Details may not add-up to total due to rounding and/or statistical disclosure control)

2009 PSIC Code	Region/ Industry Description	Number of Establishments	Industrial Services Done for Others		
			Total	Contract and Commission Work	Other Industrial Services
		(1)	(2)	(3)	(4)
	Philippines	734	337,353	65,558	271,795
F41001	Residential (dwelling) building constructions	63	24,072	5,912	18,160
F41002	Non-residential building constructions	104	2,556	2,556	-
F42100	Construction of roads and railways	333	59,293	43,825	15,469
F42200	Construction of utility projects	19	-	-	-
F42900	Construction of other civil engineering projects	13	250	250	-
F43120	Site preparation	s	s	s	s
F43210	Electrical installation	111	239,688	1,523	238,166
F43220	Plumbing, heat and air-conditioning installation	17	-	-	-
F43290	Other construction installation	22	-	-	-
F43301	Painting and related work	4	-	-	-
F43302	Floor and wall tiling or covering with other material	s	s	s	s
F43309	Other building completion and finishing activities	15	-	-	-
F43900	Other specialized construction activities	30	2,993	2,993	-
	National Capital Region	437	295,719	24,375	271,344
F41001	Residential (dwelling) building constructions	32	24,072	5,912	18,160
F41002	Non-residential building constructions	64	1,276	1,276	-
F42100	Construction of roads and railways	168	30,723	15,705	15,018
F42200	Construction of utility projects	12	-	-	-
F42900	Construction of other civil engineering projects	s	s	s	s
F43210	Electrical installation	86	239,648	1,483	238,166
F43220	Plumbing, heat and air-conditioning installation	15	-	-	-
F43290	Other construction installation	17	-	-	-
F43301	Painting and related work	4	-	-	-
F43302	Floor and wall tiling or covering with other material	s	s	s	s
F43309	Other building completion and finishing activities	12	-	-	-
F43900	Other specialized construction activities	20	-	-	-
	Cordillera Administrative Region	9	-	-	-
F41002	Non-residential building constructions	s	-	-	-
F42100	Construction of roads and railways	s	-	-	-
	I - Ilocos Region	7	400	400	-
F41001	Residential (dwelling) building constructions }	3	400	400	-
F41002	Non-residential building constructions }				
F42100	Construction of roads and railways	4	-	-	-
	II - Cagayan Valley	7	1,130	1,130	-
F41001	Residential (dwelling) building constructions	s	s	s	-
F41002	Non-residential building constructions	s	s	s	-
F42100	Construction of roads and railways	3	-	-	-
F42900	Construction of other civil engineering projects	s	s	s	-

TABLE 4a.2 Number of Establishments and Value of Industrial Services Done for Others by Type for Construction Establishments with Total Employment of 20 and Over by Region and Industry Sub-Class: Philippines, 2010 *(Continued)*

(Value in thousand pesos. Details may not add-up to total due to rounding and/or statistical disclosure control)

2009 PSIC Code	Region/ Industry Description	Number of Establishments	Industrial Services Done for Others		
			Total	Contract and Commission Work	Other Industrial Services
		(1)	(2)	(3)	(4)
	III - Central Luzon	54	-	-	-
F41001	Residential (dwelling) building constructions	10	-	-	-
F41002	Non-residential building constructions	6	-	-	-
F42100	Construction of roads and railways	34	-	-	-
F42200	Construction of utility projects	s	-	-	-
F42900	Construction of other civil engineering projects	s	-	-	-
F43210	Electrical installation	s	-	-	-
F43309	Other building completion and finishing activities	s	-	-	-
	IVA - CALABARZON	70	5,164	5,164	-
F41001	Residential (dwelling) building constructions	10	-	-	-
F41002	Non-residential building constructions	7	-	-	-
F42100	Construction of roads and railways	26	2,170	2,170	-
F42200	Construction of utility projects	s	s	s	-
F43210	Electrical installation	15	-	-	-
F43220	Plumbing, heat and air-conditioning installation	s	s	s	-
F43290	Other construction installation	s	s	s	-
F43309	Other building completion and finishing activities	s	s	s	-
F43900	Other specialized construction activities	5	2,993	2,993	-
	IVB - MIMAROPA	7	-	-	-
F42100	Construction of roads and railways	7	-	-	-
	V - Bicol Region	10	-	-	-
F41001	Residential (dwelling) building constructions	s	-	-	-
F42100	Construction of roads and railways	s	-	-	-
	VI - Western Visayas	15	9,925	9,474	450
F41002	Non-residential building constructions	s	s	s	s
F42100	Construction of roads and railways	10	1,425	974	450
F42900	Construction of other civil engineering projects	s	s	s	s
F43120	Site preparation	s	s	s	s
F43210	Electrical installation	s	s	s	s
	VII - Central Visayas	47	-	-	-
F41001	Residential (dwelling) building constructions	3	-	-	-
F41002	Non-residential building constructions	10	-	-	-
F42100	Construction of roads and railways	19	-	-	-
F42200	Construction of utility projects	s	-	-	-
F43210	Electrical installation	5	-	-	-
F43220	Plumbing, heat and air-conditioning installation	s	-	-	-
F43290	Other construction installation	s	-	-	-
F43309	Other building completion and finishing activities	s	-	-	-
F43900	Other specialized construction activities	5	-	-	-

TABLE 4a.2 Number of Establishments and Value of Industrial Services Done for Others by Type for Construction Establishments with Total Employment of 20 and Over by Region and Industry Sub-Class: Philippines, 2010 *(Concluded)*

(Value in thousand pesos. Details may not add-up to total due to rounding and/or statistical disclosure control)

2009 PSIC Code	Region/ Industry Description	Number of Establishments	Industrial Services Done for Others		
			Total	Contract and Commission Work	Other Industrial Services
		(1)	(2)	(3)	(4)
	VIII - Eastern Visayas	8	-	-	-
F41002	Non-residential building constructions	s	-	-	-
F42100	Construction of roads and railways	5	-	-	-
F42200	Construction of utility projects	s	-	-	-
F42900	Construction of other civil engineering projects	s	-	-	-
	IX - Zamboanga Peninsula	11	-	-	-
F41002	Non-residential building constructions	4	-	-	-
F42100	Construction of roads and railways	7	-	-	-
	X - Northern Mindanao	21	19,698	19,698	-
F41001	Residential (dwelling) building constructions	3	-	-	-
F41002	Non-residential building constructions				
F42100	Construction of roads and railways	15	19,658	19,658	-
F42900	Construction of other civil engineering projects	s	s	s	-
F43210	Electrical installation	s	s	s	-
	XI - Davao Region	19	-	-	-
F41001	Residential (dwelling) building constructions	s	-	-	-
F41002	Non-residential building constructions	4	-	-	-
F42100	Construction of roads and railways	9	-	-	-
F42200	Construction of utility projects	s	-	-	-
F43210	Electrical installation	s	-	-	-
	XII - SOCCSKSARGEN a/	7	3,481	3,481	-
F41002	Non-residential building constructions	s	s	s	-
F42100	Construction of roads and railways	s	s	s	-
F42900	Construction of other civil engineering projects	s	s	s	-
	Autonomous Region in Muslim Mindanao	b/	b/	b/	-
F42900	Construction of other civil engineering projects	c/	c/	c/	-
	XIII - Caraga	5	1,836	1,836	-
F42100	Construction of roads and railways	5	1,836	1,836	-

a/ - Includes data of ARMM

b/ - Data combined with Region XII-SOCCSKSARGEN

c/ - Data combined with F42900 of Region XII-SOCCSKSARGEN

TABLE 4a.3 Number of Establishments and Value of Non-Industrial Services Done for Others by Type for Construction Establishments
with Total Employment of 20 and Over by Region and Industry Sub-Class: Philippines, 2010

(Value in thousand pesos. Details may not add-up to total due to rounding and/or statistical disclosure control)

2009 PSIC Code	Region/ Industry Description	Number of Establishments	Non-Industrial Services Done for Others				
			Total	Rent Income from Land	Rental Income from Building and Structures	Other Rental Income	Other Non-Industrial Services
		(1)	(2)	(3)	(4)	(5)	(6)
	Philippines	734	1,139,529	29,448	167,103	563,431	379,547
F41001	Residential (dwelling) building constructions	63	98,316	-	31,665	13,084	53,568
F41002	Non-residential building constructions	104	386,709	3,102	24,039	348,318	11,250
F42100	Construction of roads and railways	333	536,548	25,546	68,935	201,454	240,613
F42200	Construction of utility projects	19	663	-	443	220	-
F42900	Construction of other civil engineering projects	13	800	-	-	-	800
F43120	Site preparation	s	s	s	s	s	s
F43210	Electrical installation	111	92,296	-	19,225	156	72,915
F43220	Plumbing, heat and air-conditioning installation	17	494	-	374	-	120
F43290	Other construction installation	22	20,847	-	20,847	-	-
F43301	Painting and related work	4	-	-	-	-	-
F43302	Floor and wall tiling or covering with other material	s	s	s	s	s	s
F43309	Other building completion and finishing activities	15	1,181	-	900	-	281
F43900	Other specialized construction activities	30	874	-	676	199	-
	National Capital Region	437	943,917	2,300	129,187	450,310	362,121
F41001	Residential (dwelling) building constructions	32	90,684	-	31,425	5,691	53,568
F41002	Non-residential building constructions	64	366,710	2,300	22,787	334,726	6,897
F42100	Construction of roads and railways	168	372,336	-	33,458	109,538	229,340
F42200	Construction of utility projects	12	380	-	380	-	-
F42900	Construction of other civil engineering projects	s	s	s	s	s	s
F43210	Electrical installation	86	91,088	-	19,017	156	71,915
F43220	Plumbing, heat and air-conditioning installation	15	494	-	374	-	120
F43290	Other construction installation	17	20,847	-	20,847	-	-
F43301	Painting and related work	4	-	-	-	-	-
F43302	Floor and wall tiling or covering with other material	s	s	s	s	s	s
F43309	Other building completion and finishing activities	12	1,181	-	900	-	281
F43900	Other specialized construction activities	20	199	-	-	199	-
	Cordillera Administrative Region	9	4,920	-	4,920	-	-
F41002	Non-residential building constructions	s	s	-	s	-	-
F42100	Construction of roads and railways	s	s	-	s	-	-
	I - Ilocos Region	7	-	-	-	-	-
F41001	Residential (dwelling) building constructions }	3	-	-	-	-	-
F41002	Non-residential building constructions }						
F42100	Construction of roads and railways	4	-	-	-	-	-
	II - Cagayan Valley	7	1,160	360	-	-	800
F41001	Residential (dwelling) building constructions	s	s	s	-	-	s
F41002	Non-residential building constructions	s	s	s	-	-	s
F42100	Construction of roads and railways	3	-	-	-	-	-
F42900	Construction of other civil engineering projects	s	s	s	-	-	s

TABLE 4a.3 Number of Establishments and Value of Non-Industrial Services Done for Others by Type for Construction Establishments with Total Employment of 20 and Over by Region and Industry Sub-Class: Philippines, 2010 *(Continued)*

(Value in thousand pesos. Details may not add-up to total due to rounding and/or statistical disclosure control)

2009 PSIC Code	Region/ Industry Description	Number of Establishments	Non-Industrial Services Done for Others				
			Total	Rent Income from Land	Rental Income from Building and Structures	Other Rental Income	Other Non-Industrial Services
		(1)	(2)	(3)	(4)	(5)	(6)
	III - Central Luzon	54	1,173	-	1,031	142	-
F41001	Residential (dwelling) building constructions	10	-	-	-	-	-
F41002	Non-residential building constructions	6	142	-	-	142	-
F42100	Construction of roads and railways	34	1,031	-	1,031	-	-
F42200	Construction of utility projects	s	s	-	s	s	-
F42900	Construction of other civil engineering projects	s	s	-	s	s	-
F43210	Electrical installation	s	s	-	s	s	-
F43309	Other building completion and finishing activities	s	s	-	s	s	-
	IVA - CALABARZON	70	35,388	8,380	17,647	7,593	1,768
F41001	Residential (dwelling) building constructions	10	7,393	-	-	7,393	-
F41002	Non-residential building constructions	7	1,000	200	600	200	-
F42100	Construction of roads and railways	26	26,111	8,180	16,163	-	1,768
F42200	Construction of utility projects	s	s	s	s	s	s
F43210	Electrical installation	15	208	-	208	-	-
F43220	Plumbing, heat and air-conditioning installation	s	s	s	s	s	s
F43290	Other construction installation	s	s	s	s	s	s
F43309	Other building completion and finishing activities	s	s	s	s	s	s
F43900	Other specialized construction activities	5	676	-	676	-	-
	IVB - MIMAROPA	7	72,840	-	-	72,840	-
F42100	Construction of roads and railways	7	72,840	-	-	72,840	-
	V - Bicol Region	10	1,967	167	1,333	467	-
F41001	Residential (dwelling) building constructions	s	s	s	s	s	-
F42100	Construction of roads and railways	s	s	s	s	s	-
	VI - Western Visayas	15	22,130	17,999	-	4,131	-
F41002	Non-residential building constructions	s	s	s	-	s	-
F42100	Construction of roads and railways	10	21,330	17,199	-	4,131	-
F42900	Construction of other civil engineering projects	s	s	s	-	s	-
F43120	Site preparation	s	s	s	-	s	-
F43210	Electrical installation	s	s	s	-	s	-
	VII - Central Visayas	47	26,566	242	10,104	12,975	3,245
F41001	Residential (dwelling) building constructions	3	-	-	-	-	-
F41002	Non-residential building constructions	10	14,507	242	-	12,020	2,245
F42100	Construction of roads and railways	19	10,839	-	10,104	735	-
F42200	Construction of utility projects	s	s	s	s	s	s
F43210	Electrical installation	5	1,000	-	-	-	1,000
F43220	Plumbing, heat and air-conditioning installation	s	s	s	s	s	s
F43290	Other construction installation	s	s	s	s	s	s
F43309	Other building completion and finishing activities	s	s	s	s	s	s
F43900	Other specialized construction activities	5	-	-	-	-	-

TABLE 4a.3 Number of Establishments and Value of Non-Industrial Services Done for Others by Type for Construction Establishments with Total Employment of 20 and Over by Region and Industry Sub-Class: Philippines, 2010 *(Concluded)*

(Value in thousand pesos. Details may not add-up to total due to rounding and/or statistical disclosure control)

2009 PSIC Code	Region/ Industry Description	Number of Establishments	Non-Industrial Services Done for Others				
			Total	Rent Income from Land	Rental Income from Building and Structures	Other Rental Income	Other Non-Industrial Services
	VIII - Eastern Visayas	8	2,346	-	177	2,170	
F41002	Non-residential building constructions	s	s	-	s	s	-
F42100	Construction of roads and railways	5	2,346	-	177	2,170	-
F42200	Construction of utility projects	s	s	-	s	s	-
F42900	Construction of other civil engineering projects	s	s	-	s	s	-
	IX - Zamboanga Peninsula	11	3,701	-	652	1,230	1,818
F41002	Non-residential building constructions	4	3,701	-	652	1,230	1,818
F42100	Construction of roads and railways	7	-	-	-	-	-
	X - Northern Mindanao	21	11,992	-	240	11,461	290
F41001	Residential (dwelling) building constructions	3	530	-	240	-	290
F41002	Non-residential building constructions						
F42100	Construction of roads and railways	15	11,461	-	-	11,461	-
F42900	Construction of other civil engineering projects	s	s	-	s	s	s
F43210	Electrical installation	s	s	-	s	s	s
	XI - Davao Region	19	63	-	63	-	-
F41001	Residential (dwelling) building constructions	s	s	-	s	-	-
F41002	Non-residential building constructions	4	-	-	-	-	-
F42100	Construction of roads and railways	9	-	-	-	-	-
F42200	Construction of utility projects	s	s	-	s	-	-
F43210	Electrical installation	s	s	-	s	-	-
	XII - SOCCSKSARGEN a/	7	9,616	-	-	112	9,504
F41002	Non-residential building constructions	s	s	-	-	s	s
F42100	Construction of roads and railways	s	s	-	-	s	s
F42900	Construction of other civil engineering projects	s	s	-	-	s	s
	Autonomous Region in Muslim Mindanao	b/	b/	-	-	b/	b/
F42900	Construction of other civil engineering projects	c/	c/	-	-	c/	c/
	XIII - Caraga	5	1,749	-	1,749	-	-
F42100	Construction of roads and railways	5	1,749	-	1,749	-	-

a/ - Includes data of ARMM

b/ - Data combined with Region XII-SOCCSKSARGEN

c/ - Data combined with F42900 of Region XII-SOCCSKSARGEN

TABLE 5a Number of Establishments and Cost by Type for Construction Establishments with Total Employment of 20 and Over
by Region and Industry Sub-Class: Philippines, 2010

(Value in thousand pesos. Details may not add-up to total due to rounding and/or statistical disclosure control)

2009 PSIC Code	Region/ Industry Description	Number of Establishments	Cost				
			Total	Materials and Supplies Purchased	Fuels, Lubricants, Oils and Greases Purchased	Electricity and Water Purchased	Industrial Services Done by Others
		(1)	(2)	(3)	(4)	(5)	(6)
	Philippines	734	127,803,644	76,102,871	3,565,429	1,068,422	27,319,743
F41001	Residential (dwelling) building constructions	63	10,013,065	6,665,509	189,128	105,038	1,862,980
F41002	Non-residential building constructions	104	41,441,259	22,341,484	440,474	309,952	12,127,621
F42100	Construction of roads and railways	333	52,152,261	33,174,057	2,307,083	410,037	8,699,551
F42200	Construction of utility projects	19	3,403,685	1,591,045	127,674	24,747	532,848
F42900	Construction of other civil engineering projects	13	2,878,112	785,424	60,759	14,631	1,726,263
F43120	Site preparation	s	s	s	s	s	s
F43210	Electrical installation	111	11,373,111	7,236,200	331,263	90,790	1,488,058
F43220	Plumbing, heat and air-conditioning installation	17	1,050,417	792,062	24,878	16,264	105,340
F43290	Other construction installation	22	1,410,912	781,660	16,202	21,068	249,418
F43301	Painting and related work	4	41,634	35,780	1,523	591	300
F43302	Floor and wall tiling or covering with other material	s	s	s	s	s	s
F43309	Other building completion and finishing activities	15	1,709,242	1,270,231	7,424	9,518	329,948
F43900	Other specialized construction activities	30	2,257,987	1,379,610	55,027	63,717	194,477
	National Capital Region	437	90,763,539	49,194,802	1,293,182	767,990	23,610,239
F41001	Residential (dwelling) building constructions	32	7,146,723	4,368,608	47,995	87,963	1,716,345
F41002	Non-residential building constructions	64	34,875,844	17,684,753	214,248	255,294	11,158,555
F42100	Construction of roads and railways	168	26,999,598	14,963,676	483,423	219,601	6,375,450
F42200	Construction of utility projects	12	3,253,071	1,470,540	121,810	22,771	530,891
F42900	Construction of other civil engineering projects	s	s	s	s	s	s
F43210	Electrical installation	86	10,521,721	6,607,703	300,550	81,502	1,443,632
F43220	Plumbing, heat and air-conditioning installation	15	1,020,443	763,336	24,531	16,034	105,340
F43290	Other construction installation	17	1,191,505	588,825	12,672	19,647	244,571
F43301	Painting and related work	4	41,634	35,780	1,523	591	300
F43302	Floor and wall tiling or covering with other material	s	s	s	s	s	s
F43309	Other building completion and finishing activities	12	1,438,217	1,104,012	5,922	5,798	246,611
F43900	Other specialized construction activities	20	1,722,503	1,019,278	42,987	44,773	127,238
	Cordillera Administrative Region	9	820,225	394,378	107,732	3,210	105,317
F41002	Non-residential building constructions	s	s	s	s	s	s
F42100	Construction of roads and railways	s	s	s	s	s	s
	I - Ilocos Region	7	199,331	161,357	20,869	1,216	4,659
F41001	Residential (dwelling) building constructions	}	3	97,062	84,473	7,554	565
F41002	Non-residential building constructions						
F42100	Construction of roads and railways	4	102,269	76,884	13,315	651	3,761
	II - Cagayan Valley	7	722,276	587,571	53,950	11,174	11,180
F41001	Residential (dwelling) building constructions	s	s	s	s	s	s
F41002	Non-residential building constructions	s	s	s	s	s	s
F42100	Construction of roads and railways	3	212,015	176,638	19,727	428	1,176
F42900	Construction of other civil engineering projects	s	s	s	s	s	s

TABLE 5a Number of Establishments and Cost by Type for Construction Establishments with Total Employment of 20 and Over
by Region and Industry Sub-Class: Philippines, 2010 *(Continued)*

(Value in thousand pesos. Details may not add-up to total due to rounding and/or statistical disclosure control)

2009 PSIC Code	Region/ Industry Description	Number of Establishments	Cost				
			Total	Materials and Supplies Purchased	Fuels, Lubricants, Oils and Greases Purchased	Electricity and Water Purchased	Industrial Services Done by Others
		(1)	(2)	(3)	(4)	(5)	(6)
	III - Central Luzon	54	6,101,936	4,880,306	259,928	48,184	320,861
F41001	Residential (dwelling) building constructions	10	1,110,840	944,581	56,908	5,152	20,351
F41002	Non-residential building constructions	6	1,407,323	1,184,495	10,480	5,423	125,593
F42100	Construction of roads and railways	34	3,537,495	2,735,982	182,782	36,938	170,791
F42200	Construction of utility projects	s	s	s	s	s	s
F42900	Construction of other civil engineering projects	s	s	s	s	s	s
F43210	Electrical installation	s	s	s	s	s	s
F43309	Other building completion and finishing activities	s	s	s	s	s	s
	IVA - CALABARZON	70	6,643,193	4,834,659	339,835	62,831	732,651
F41001	Residential (dwelling) building constructions	10	1,113,040	853,202	43,262	7,261	112,042
F41002	Non-residential building constructions	7	936,667	813,452	27,503	3,927	5,477
F42100	Construction of roads and railways	26	3,212,480	2,235,414	235,492	20,957	445,326
F42200	Construction of utility projects	s	s	s	s	s	s
F43210	Electrical installation	15	470,259	325,517	17,362	6,420	20,999
F43220	Plumbing, heat and air-conditioning installation	s	s	s	s	s	s
F43290	Other construction installation	s	s	s	s	s	s
F43309	Other building completion and finishing activities	s	s	s	s	s	s
F43900	Other specialized construction activities	5	306,258	142,516	9,955	18,028	63,654
	IVB - MIMAROPA	7	1,118,454	934,063	2,579	1,780	147,490
F42100	Construction of roads and railways	7	1,118,454	934,063	2,579	1,780	147,490
	V - Bicol Region	10	2,961,890	1,909,924	21,129	8,082	602,206
F41001	Residential (dwelling) building constructions	s	s	s	s	s	s
F42100	Construction of roads and railways	s	s	s	s	s	s
	VI - Western Visayas	15	1,791,854	1,267,272	183,891	9,186	130,958
F41002	Non-residential building constructions	s	s	s	s	s	s
F42100	Construction of roads and railways	10	1,568,062	1,109,844	167,879	7,192	104,523
F42900	Construction of other civil engineering projects	s	s	s	s	s	s
F43120	Site preparation	s	s	s	s	s	s
F43210	Electrical installation	s	s	s	s	s	s
	VII - Central Visayas	47	6,212,903	3,986,395	356,586	53,301	1,083,178
F41001	Residential (dwelling) building constructions	3	50,342	31,459	2,082	518	5,082
F41002	Non-residential building constructions	10	3,412,599	2,011,246	151,974	34,870	800,024
F42100	Construction of roads and railways	19	2,190,163	1,445,448	197,297	14,863	256,361
F42200	Construction of utility projects	s	s	s	s	s	s
F43210	Electrical installation	5	296,245	257,064	2,253	1,790	15,046
F43220	Plumbing, heat and air-conditioning installation	s	s	s	s	s	s
F43290	Other construction installation	s	s	s	s	s	s
F43309	Other building completion and finishing activities	s	s	s	s	s	s
F43900	Other specialized construction activities	5	229,226	217,816	2,085	916	3,585

TABLE 5a Number of Establishments and Cost by Type for Construction Establishments with Total Employment of 20 and Over
by Region and Industry Sub-Class: Philippines, 2010 *(Continued)*

(Value in thousand pesos. Details may not add-up to total due to rounding and/or statistical disclosure control)

2009 PSIC Code	Region/ Industry Description	Number of Establishments	Cost				
			Total	Materials and Supplies Purchased	Fuels, Lubricants, Oils and Greases Purchased	Electricity and Water Purchased	Industrial Services Done by Others
		(1)	(2)	(3)	(4)	(5)	(6)
	VIII - Eastern Visayas	8	1,220,593	879,807	86,376	2,557	179,916
F41002	Non-residential building constructions	s	s	s	s	s	s
F42100	Construction of roads and railways	5	1,043,759	763,691	78,507	2,325	136,106
F42200	Construction of utility projects	s	s	s	s	s	s
F42900	Construction of other civil engineering projects	s	s	s	s	s	s
	IX - Zamboanga Peninsula	11	208,576	150,031	5,938	874	22,880
F41002	Non-residential building constructions	4	106,549	73,187	3,191	446	9,376
F42100	Construction of roads and railways	7	102,027	76,843	2,746	427	13,505
	X - Northern Mindanao	21	1,979,135	1,562,791	112,113	9,629	147,415
F41001	Residential (dwelling) building constructions	}	3	34,324	26,604	3,618	514
F41002	Non-residential building constructions						
F42100	Construction of roads and railways	15	1,871,838	1,483,883	101,399	8,190	146,380
F42900	Construction of other civil engineering projects	s	s	s	s	s	s
F43210	Electrical installation	s	s	s	s	s	s
	XI - Davao Region	19	2,496,484	1,433,903	437,173	79,886	86,521
F41001	Residential (dwelling) building constructions	s	s	s	s	s	s
F41002	Non-residential building constructions	4	90,682	67,343	2,645	985	9,666
F42100	Construction of roads and railways	9	2,111,142	1,124,545	413,817	77,546	62,303
F42200	Construction of utility projects	s	s	s	s	s	s
F43210	Electrical installation	s	s	s	s	s	s
	XII - SOCCSKSARGEN a/	7	151,228	86,152	19,252	2,149	18,036
F41002	Non-residential building constructions	s	s	s	s	s	s
F42100	Construction of roads and railways	s	s	s	s	s	s
F42900	Construction of other civil engineering projects	s	s	s	s	s	s
	Autonomous Region in Muslim Mindanao	b/	b/	b/	b/	b/	b/
F42900	Construction of other civil engineering projects	c/	c/	c/	c/	c/	c/
	XIII - Caraga	5	4,412,025	3,839,459	264,896	6,375	116,236
F42100	Construction of roads and railways	5	4,412,025	3,839,459	264,896	6,375	116,236

TABLE 5a Number of Establishments and Cost by Type for Construction Establishments with Total Employment of 20 and Over
by Region and Industry Sub-Class: Philippines, 2010 *(Continued)*

(Value in thousand pesos. Details may not add-up to total due to rounding and/or statistical disclosure control)

2009 PSIC Code	Region/ Industry Description	Cost					
		Non-Industrial Services Done by Others	Goods Purchased for Resale	Interest Expense	Taxes on Products and Production	Research and Experimental Development Expense	Environmental Protection Expense
		(7)	(8)	(9)	(10)	(11)	(12)
	Philippines	10,674,577	673,656	1,016,233	1,638,116	38,769	28,821
F41001	Residential (dwelling) building constructions	487,384	13,321	138,811	208,999	140	475
F41002	Non-residential building constructions	4,287,597	85,170	203,934	590,869	349	-
F42100	Construction of roads and railways	2,964,521	314,148	551,749	457,013	33,401	4,645
F42200	Construction of utility projects	891,616	-	3,199	23,019	3,882	2,976
F42900	Construction of other civil engineering projects	192,638	-	5,416	10,282	50	20,574
F43120	Site preparation	s	s	s	s	s	s
F43210	Electrical installation	1,174,957	253,861	79,931	243,773	652	16
F43220	Plumbing, heat and air-conditioning installation	72,564	1,341	4,672	11,586	275	-
F43290	Other construction installation	212,781	4,816	5,415	32,095	-	-
F43301	Painting and related work	1,755	-	4	604	-	-
F43302	Floor and wall tiling or covering with other material	s	s	s	s	s	s
F43309	Other building completion and finishing activities	48,848	-	9,456	5,700	-	35
F43900	Other specialized construction activities	333,250	-	13,644	53,070	-	-
	National Capital Region	9,091,911	313,547	731,373	1,340,729	36,571	23,536
F41001	Residential (dwelling) building constructions	305,839	-	134,956	199,079	140	-
F41002	Non-residential building constructions	3,945,109	79,573	139,268	547,225	-	-
F42100	Construction of roads and railways	2,052,166	-	350,460	246,856	31,648	-
F42200	Construction of utility projects	883,490	-	2,494	21,784	3,882	2,976
F42900	Construction of other civil engineering projects	s	s	s	s	s	s
F43210	Electrical installation	1,119,086	227,817	73,457	230,250	626	16
F43220	Plumbing, heat and air-conditioning installation	72,178	1,341	4,672	11,447	275	-
F43290	Other construction installation	205,522	4,816	5,415	31,332	-	-
F43301	Painting and related work	1,755	-	4	604	-	-
F43302	Floor and wall tiling or covering with other material	s	s	s	s	s	s
F43309	Other building completion and finishing activities	37,862	-	5,941	5,506	-	-
F43900	Other specialized construction activities	294,303	-	11,815	39,563	-	-
	Cordillera Administrative Region	55,216	-	9,277	4,497	-	-
F41002	Non-residential building constructions	s	-	s	s	-	-
F42100	Construction of roads and railways	s	-	s	s	-	-
	I - Ilocos Region	3,436	-	1,848	901	-	-
F41001	Residential (dwelling) building constructions	764	-	1,475	105	-	-
F41002	Non-residential building constructions						
F42100	Construction of roads and railways	2,672	-	374	797	-	-
	II - Cagayan Valley	20,337	-	3,138	16,763	50	30
F41001	Residential (dwelling) building constructions	s	-	s	s	s	s
F41002	Non-residential building constructions	s	-	s	s	s	s
F42100	Construction of roads and railways	1,066	-	224	1,909	-	-
F42900	Construction of other civil engineering projects	s	-	s	s	s	s

TABLE 5a Number of Establishments and Cost by Type for Construction Establishments with Total Employment of 20 and Over by Region and Industry Sub-Class: Philippines, 2010 *(Continued)*

(Value in thousand pesos. Details may not add-up to total due to rounding and/or statistical disclosure control)

2009 PSIC Code	Region/ Industry Description	Cost					
		Non-Industrial Services Done by Others	Goods Purchased for Resale	Interest Expense	Taxes on Products and Production	Research and Experimental Development Expense	Environmental Protection Expense
		(7)	(8)	(9)	(10)	(11)	(12)
	III - Central Luzon	205,495	187,324	9,804	31,113	-	-
F41001	Residential (dwelling) building constructions	37,728	13,321	-	4,938	-	-
F41002	Non-residential building constructions	51,184	-	2,197	5,742	-	-
F42100	Construction of roads and railways	104,760	174,003	4,759	19,638	-	-
F42200	Construction of utility projects	s	s	s	s	-	-
F42900	Construction of other civil engineering projects	s	s	s	s	-	-
F43210	Electrical installation	s	s	s	s	-	-
F43309	Other building completion and finishing activities	s	s	s	s	-	-
	IVA - CALABARZON	325,146	26,043	22,721	81,987	1,026	80
F41001	Residential (dwelling) building constructions	77,168	-	141	1,791	-	-
F41002	Non-residential building constructions	56,073	-	1,176	1,746	-	-
F42100	Construction of roads and railways	93,713	-	14,266	57,378	1,000	80
F42200	Construction of utility projects	s	s	s	s	s	s
F43210	Electrical installation	38,049	26,043	1,793	7,952	26	-
F43220	Plumbing, heat and air-conditioning installation	s	s	s	s	s	s
F43290	Other construction installation	s	s	s	s	s	s
F43309	Other building completion and finishing activities	s	s	s	s	s	s
F43900	Other specialized construction activities	37,231	-	1,829	12,053	-	-
	IVB - MIMAROPA	27,164	-	-	1,374	-	-
F42100	Construction of roads and railways	27,164	-	-	1,374	-	-
	V - Bicol Region	156,774	-	130,289	12,551	83	-
F41001	Residential (dwelling) building constructions	s	-	s	s	s	-
F42100	Construction of roads and railways	s	-	s	s	s	-
	VI - Western Visayas	94,209	47,671	5,574	4,035	20	100
F41002	Non-residential building constructions	s	s	s	s	s	s
F42100	Construction of roads and railways	87,330	46,671	1,956	3,150	-	-
F42900	Construction of other civil engineering projects	s	s	s	s	s	s
F43120	Site preparation	s	s	s	s	s	s
F43210	Electrical installation	s	s	s	s	s	s
	VII - Central Visayas	322,466	-	75,177	58,604	377	5,035
F41001	Residential (dwelling) building constructions	7,681	-	294	2,175	-	475
F41002	Non-residential building constructions	209,047	-	56,113	20,273	349	-
F42100	Construction of roads and railways	95,632	-	17,304	30,094	28	4,525
F42200	Construction of utility projects	s	-	s	s	s	s
F43210	Electrical installation	5,587	-	1,466	4,093	-	-
F43220	Plumbing, heat and air-conditioning installation	s	-	s	s	s	s
F43290	Other construction installation	s	-	s	s	s	s
F43309	Other building completion and finishing activities	s	-	s	s	s	s
F43900	Other specialized construction activities	1,717	-	-	1,453	-	-

TABLE 5a Number of Establishments and Cost by Type for Construction Establishments with Total Employment of 20 and Over
by Region and Industry Sub-Class: Philippines, 2010 *(Continued)*

(Value in thousand pesos. Details may not add-up to total due to rounding and/or statistical disclosure control)

2009 PSIC Code	Region/ Industry Description	Cost					
		Non-Industrial Services Done by Others	Goods Purchased for Resale	Interest Expense	Taxes on Products and Production	Research and Experimental Development Expense	Environmental Protection Expense
		(7)	(8)	(9)	(10)	(11)	(12)
	VIII - Eastern Visayas	40,470	1,673	8,010	2,720	-	-
F41002	Non-residential building constructions	s	s	s	s	-	-
F42100	Construction of roads and railways	37,156	1,673	6,894	2,538	-	-
F42200	Construction of utility projects	s	s	s	s	-	-
F42900	Construction of other civil engineering projects	s	s	s	s	-	-
	IX - Zamboanga Peninsula	9,410	5,598	-	1,985	-	-
F41002	Non-residential building constructions	6,059	5,598	-	867	-	-
F42100	Construction of roads and railways	3,351	-	-	1,118	-	-
	X - Northern Mindanao	75,742	-	13,662	15,817	516	40
F41001	Residential (dwelling) building constructions	1,175	-	-	209	-	-
F41002	Non-residential building constructions						
F42100	Construction of roads and railways	69,529	-	13,662	14,266	516	40
F42900	Construction of other civil engineering projects	s	s	s	s	s	s
F43210	Electrical installation	s	s	s	s	s	s
	XI - Davao Region	193,499	-	4,442	49,247	125	-
F41001	Residential (dwelling) building constructions	s	-	s	s	-	-
F41002	Non-residential building constructions	4,623	-	296	1,494	-	-
F42100	Construction of roads and railways	184,338	-	1,366	45,777	125	-
F42200	Construction of utility projects	s	-	s	s	-	-
F43210	Electrical installation	s	-	s	s	-	-
	XII - SOCCSKSARGEN a/	7,941	-	645	1,352	-	-
F41002	Non-residential building constructions	s	-	s	s	-	-
F42100	Construction of roads and railways	s	-	s	s	-	-
F42900	Construction of other civil engineering projects	s	-	s	s	-	-
	Autonomous Region in Muslim Mindanao	b/	-	b/	b/	-	-
F42900	Construction of other civil engineering projects	c/	-	c/	c/	-	-
	XIII - Caraga	45,361	91,800	273	14,438	-	-
F42100	Construction of roads and railways	45,361	91,800	273	14,438	-	-

TABLE 5a Number of Establishments and Cost by Type for Construction Establishments with Total Employment of 20 and Over by Region and Industry Sub-Class: Philippines, 2010 *(Continued)*

(Value in thousand pesos. Details may not add-up to total due to rounding and/or statistical disclosure control)

2009 PSIC Code	Region/ Industry Description	Cost					
		Royalty Fee	Franchise Fee	Foreign Exchange Losses	Bad and Doubtful Debts	Depreciation of Fixed Assets	Other Cost
		(13)	(14)	(15)	(16)	(17)	(18)
	Philippines	74,241	53,333	170,303	152,099	3,197,908	2,029,123
F41001	Residential (dwelling) building constructions	-	-	385	-	302,462	38,432
F41002	Non-residential building constructions	42,185	-	41,716	38,535	682,096	249,276
F42100	Construction of roads and railways	2,934	-	86,718	67,072	1,751,559	1,327,773
F42200	Construction of utility projects	-	-	9,232	5,837	55,685	131,923
F42900	Construction of other civil engineering projects	1,350	-	6,031	460	41,270	12,965
F43120	Site preparation	s	s	s	s	s	s
F43210	Electrical installation	14,147	53,103	25,590	22,929	213,255	144,588
F43220	Plumbing, heat and air-conditioning installation	281	-	-	-	18,504	2,650
F43290	Other construction installation	13,343	-	556	9,156	32,505	31,898
F43301	Painting and related work	-	-	-	-	1,074	4
F43302	Floor and wall tiling or covering with other material	s	s	s	s	s	s
F43309	Other building completion and finishing activities	-	-	75	8,010	10,302	9,695
F43900	Other specialized construction activities	-	230	-	-	87,026	77,937
	National Capital Region	72,530	53,333	168,902	107,999	2,214,750	1,742,148
F41001	Residential (dwelling) building constructions	-	-	385	-	249,778	35,634
F41002	Non-residential building constructions	42,185	-	40,350	35,535	513,323	220,426
F42100	Construction of roads and railways	2,573	-	86,708	30,801	1,063,736	1,092,501
F42200	Construction of utility projects	-	-	9,232	1,643	50,003	131,555
F42900	Construction of other civil engineering projects	s	s	s	s	s	s
F43210	Electrical installation	14,147	53,103	25,590	22,929	183,560	137,753
F43220	Plumbing, heat and air-conditioning installation	281	-	-	-	18,358	2,650
F43290	Other construction installation	13,343	-	556	9,156	29,029	26,622
F43301	Painting and related work	-	-	-	-	1,074	4
F43302	Floor and wall tiling or covering with other material	s	s	s	s	s	s
F43309	Other building completion and finishing activities	-	-	75	7,935	8,864	9,691
F43900	Other specialized construction activities	-	230	-	-	66,121	76,196
	Cordillera Administrative Region	-	-	-	-	140,505	92
F41002	Non-residential building constructions	-	-	-	-	s	s
F42100	Construction of roads and railways	-	-	-	-	s	s
	I - Ilocos Region	-	-	-	-	3,548	1,496
F41001	Residential (dwelling) building constructions }	-	-	-	-	1,030	200
F41002	Non-residential building constructions }	-	-	-	-	2,519	1,296
F42100	Construction of roads and railways	-	-	-	-	2,519	1,296
	II - Cagayan Valley	1,350	-	25	460	15,453	796
F41001	Residential (dwelling) building constructions	s	-	s	s	s	s
F41002	Non-residential building constructions	s	-	s	s	s	s
F42100	Construction of roads and railways	-	-	-	-	10,847	-
F42900	Construction of other civil engineering projects	s	-	s	s	s	s

TABLE 5a Number of Establishments and Cost by Type for Construction Establishments with Total Employment of 20 and Over
by Region and Industry Sub-Class: Philippines, 2010 *(Continued)*

(Value in thousand pesos. Details may not add-up to total due to rounding and/or statistical disclosure control)

2009 PSIC Code	Region/ Industry Description	Cost					
		Royalty Fee	Franchise Fee	Foreign Exchange Losses	Bad and Doubtful Debts	Depreciation of Fixed Assets	Other Cost
		(13)	(14)	(15)	(16)	(17)	(18)
	III - Central Luzon	195	-	173	7,158	114,128	37,268
F41001	Residential (dwelling) building constructions	-	-	-	-	26,579	1,281
F41002	Non-residential building constructions	-	-	164	-	20,344	1,702
F42100	Construction of roads and railways	195	-	10	7,158	66,199	34,281
F42200	Construction of utility projects	S	-	S	S	S	S
F42900	Construction of other civil engineering projects	S	-	S	S	S	S
F43210	Electrical installation	S	-	S	S	S	S
F43309	Other building completion and finishing activities	S	-	S	S	S	S
	IVA - CALABARZON	-	-	-	4,244	155,901	56,070
F41001	Residential (dwelling) building constructions	-	-	-	-	18,173	-
F41002	Non-residential building constructions	-	-	-	-	17,564	9,749
F42100	Construction of roads and railways	-	-	-	50	75,531	33,273
F42200	Construction of utility projects	-	-	-	S	S	S
F43210	Electrical installation	-	-	-	-	19,689	6,408
F43220	Plumbing, heat and air-conditioning installation	-	-	-	S	S	S
F43290	Other construction installation	-	-	-	S	S	S
F43309	Other building completion and finishing activities	-	-	-	S	S	S
F43900	Other specialized construction activities	-	-	-	-	19,901	1,091
	IVB - MIMAROPA	-	-	-	-	4,004	-
F42100	Construction of roads and railways	-	-	-	-	4,004	-
	V - Bicol Region	167	-	-	35	120,606	45
F41001	Residential (dwelling) building constructions	S	-	-	S	S	S
F42100	Construction of roads and railways	S	-	-	S	S	S
	VI - Western Visayas	-	-	-	851	39,705	8,383
F41002	Non-residential building constructions	-	-	-	S	S	S
F42100	Construction of roads and railways	-	-	-	751	34,594	4,172
F42900	Construction of other civil engineering projects	-	-	-	S	S	S
F43120	Site preparation	-	-	-	S	S	S
F43210	Electrical installation	-	-	-	S	S	S
	VII - Central Visayas	-	-	1,202	29,462	219,021	22,098
F41001	Residential (dwelling) building constructions	-	-	-	-	544	33
F41002	Non-residential building constructions	-	-	1,202	3,000	110,928	13,573
F42100	Construction of roads and railways	-	-	-	26,387	94,891	7,333
F42200	Construction of utility projects	-	-	S	S	S	S
F43210	Electrical installation	-	-	-	-	8,519	427
F43220	Plumbing, heat and air-conditioning installation	-	-	S	S	S	S
F43290	Other construction installation	-	-	S	S	S	S
F43309	Other building completion and finishing activities	-	-	S	S	S	S
F43900	Other specialized construction activities	-	-	-	-	1,004	650

TABLE 5a Number of Establishments and Cost by Type for Construction Establishments with Total Employment of 20 and Over
by Region and Industry Sub-Class: Philippines, 2010 *(Concluded)*

(Value in thousand pesos. Details may not add-up to total due to rounding and/or statistical disclosure control)

2009 PSIC Code	Region/ Industry Description	Cost					
		Royalty Fee	Franchise Fee	Foreign Exchange Losses	Bad and Doubtful Debts	Depreciation of Fixed Assets	Other Cost
		(13)	(14)	(15)	(16)	(17)	(18)
	VIII - Eastern Visayas	-	-	-	-	17,441	1,622
F41002	Non-residential building constructions	-	-	-	-	s	s
F42100	Construction of roads and railways	-	-	-	-	14,868	-
F42200	Construction of utility projects	-	-	-	-	s	s
F42900	Construction of other civil engineering projects	-	-	-	-	s	s
	IX - Zamboanga Peninsula	-	-	-	-	11,699	162
F41002	Non-residential building constructions	-	-	-	-	7,663	162
F42100	Construction of roads and railways	-	-	-	-	4,036	-
	X - Northern Mindanao	-	-	-	1,788	32,127	7,494
F41001	Residential (dwelling) building constructions	}	}	-	-	1,868	-
F41002	Non-residential building constructions						
F42100	Construction of roads and railways	-	-	-	1,788	24,689	7,494
F42900	Construction of other civil engineering projects	-	-	-	s	s	s
F43210	Electrical installation	-	-	-	s	s	s
	XI - Davao Region	-	-	-	103	66,894	144,692
F41001	Residential (dwelling) building constructions	-	-	-	s	s	s
F41002	Non-residential building constructions	-	-	-	-	2,755	876
F42100	Construction of roads and railways	-	-	-	103	58,897	142,324
F42200	Construction of utility projects	-	-	-	s	s	s
F43210	Electrical installation	-	-	-	s	s	s
	XII - SOCCSKSARGEN <i>a/</i>	-	-	-	-	13,227	2,472
F41002	Non-residential building constructions	-	-	-	-	s	s
F42100	Construction of roads and railways	-	-	-	-	s	s
F42900	Construction of other civil engineering projects	-	-	-	-	s	s
	Autonomous Region in Muslim Mindanao	-	-	-	-	<i>b/</i>	<i>b/</i>
F42900	Construction of other civil engineering projects	-	-	-	-	<i>c/</i>	<i>c/</i>
	XIII - Caraga	-	-	-	-	28,900	4,286
F42100	Construction of roads and railways	-	-	-	-	28,900	4,286

a/ - Includes data of ARMM

b/ - Data combined with Region XII-SOCCSKSARGEN

c/ - Data combined with F42900 of Region XII-SOCCSKSARGEN

TABLE 5a.1 Number of Establishments and Intermediate Cost for Construction Establishments with Total Employment of 20 and Over
by Region and Industry Sub-Class: Philippines, 2010

(Value in thousand pesos. Details may not add-up to total due to rounding and/or statistical disclosure control)

2009 PSIC Code	Region/ Industry Description	Number of Establish- ments	Intermediate Cost					
			Total	Materials and Supplies Purchased	Fuels, Lubricants, Oils and Greases Purchased	Electricity and Water Purchased	Industrial Services Done by Others	Beginning Less Ending Inventory of Materials, Supplies and Fuels
			(1)	(2)	(3)	(4)	(5)	(6)
	Philippines	734	107,471,004	76,102,871	3,565,429	1,068,422	27,319,743	(585,461)
F41001	Residential (dwelling) building constructions	63	8,762,988	6,665,509	189,128	105,038	1,862,980	(59,667)
F41002	Non-residential building constructions	104	34,814,825	22,341,484	440,474	309,952	12,127,621	(404,706)
F42100	Construction of roads and railways	333	44,601,927	33,174,057	2,307,083	410,037	8,699,551	11,199
F42200	Construction of utility projects	19	2,272,837	1,591,045	127,674	24,747	532,848	(3,477)
F42900	Construction of other civil engineering projects	13	2,573,946	785,424	60,759	14,631	1,726,263	(13,131)
F43120	Site preparation	s	s	s	s	s	s	s
F43210	Electrical installation	111	9,105,944	7,236,200	331,263	90,790	1,488,058	(40,367)
F43220	Plumbing, heat and air-conditioning installation	17	926,019	792,062	24,878	16,264	105,340	(12,525)
F43290	Other construction installation	22	1,040,924	781,660	16,202	21,068	249,418	(27,424)
F43301	Painting and related work	4	40,547	35,780	1,523	591	300	2,353
F43302	Floor and wall tiling or covering with other material	s	s	s	s	s	s	s
F43309	Other building completion and finishing activities	15	1,599,762	1,270,231	7,424	9,518	329,948	(17,359)
F43900	Other specialized construction activities	30	1,663,979	1,379,610	55,027	63,717	194,477	(28,852)
	National Capital Region	437	74,270,625	49,194,802	1,293,182	767,990	23,610,239	(595,588)
F41001	Residential (dwelling) building constructions	32	6,176,551	4,368,608	47,995	87,963	1,716,345	(44,360)
F41002	Non-residential building constructions	64	28,918,075	17,684,753	214,248	255,294	11,158,555	(394,775)
F42100	Construction of roads and railways	168	21,988,619	14,963,676	483,423	219,601	6,375,450	(53,531)
F42200	Construction of utility projects	12	2,146,462	1,470,540	121,810	22,771	530,891	450
F42900	Construction of other civil engineering projects	s	s	s	s	s	s	s
F43210	Electrical installation	86	8,384,557	6,607,703	300,550	81,502	1,443,632	(48,830)
F43220	Plumbing, heat and air-conditioning installation	15	908,642	763,336	24,531	16,034	105,340	(599)
F43290	Other construction installation	17	837,958	588,825	12,672	19,647	244,571	(27,757)
F43301	Painting and related work	4	40,547	35,780	1,523	591	300	2,353
F43302	Floor and wall tiling or covering with other material	s	s	s	s	s	s	s
F43309	Other building completion and finishing activities	12	1,344,984	1,104,012	5,922	5,798	246,611	(17,359)
F43900	Other specialized construction activities	20	1,215,348	1,019,278	42,987	44,773	127,238	(18,928)
	Cordillera Administrative Region	9	644,144	394,378	107,732	3,210	105,317	33,507
F41002	Non-residential building constructions	s	s	s	s	s	s	s
F42100	Construction of roads and railways	s	s	s	s	s	s	s
	I - Ilocos Region	7	190,885	161,357	20,869	1,216	4,659	2,784
F41001	Residential (dwelling) building constructions	}	3	96,278	84,473	7,554	565	897
F41002	Non-residential building constructions							
F42100	Construction of roads and railways	4	94,606	76,884	13,315	651	3,761	(5)
	II - Cagayan Valley	7	663,880	587,571	53,950	11,174	11,180	5
F41001	Residential (dwelling) building constructions	s	s	s	s	s	s	s
F41002	Non-residential building constructions	s	s	s	s	s	s	s
F42100	Construction of roads and railways	3	198,065	176,638	19,727	428	1,176	96
F42900	Construction of other civil engineering projects	s	s	s	s	s	s	s

TABLE 5a.1 Number of Establishments and Intermediate Cost for Construction Establishments with Total Employment of 20 and Over by Region and Industry Sub-Class: Philippines, 2010 *(Continued)*

(Value in thousand pesos. Details may not add-up to total due to rounding and/or statistical disclosure control)

2009 PSIC Code	Region/ Industry Description	Number of Establish- ments	Intermediate Cost					
			Total	Materials and Supplies Purchased	Fuels, Lubricants, Oils and Greases Purchased	Electricity and Water Purchased	Industrial Services Done by Others	Beginning Less Ending Inventory of Materials, Supplies and Fuels
			(1)	(2)	(3)	(4)	(5)	(6)
	III - Central Luzon	54	5,490,822	4,880,306	259,928	48,184	320,861	(18,457)
F41001	Residential (dwelling) building constructions	10	1,024,750	944,581	56,908	5,152	20,351	(2,242)
F41002	Non-residential building constructions	6	1,326,150	1,184,495	10,480	5,423	125,593	159
F42100	Construction of roads and railways	34	3,110,792	2,735,982	182,782	36,938	170,791	(15,701)
F42200	Construction of utility projects	s	s	s	s	s	s	s
F42900	Construction of other civil engineering projects	s	s	s	s	s	s	s
F43210	Electrical installation	s	s	s	s	s	s	s
F43309	Other building completion and finishing activities	s	s	s	s	s	s	s
	IVA - CALABARZON	70	5,935,561	4,834,659	339,835	62,831	732,651	(34,415)
F41001	Residential (dwelling) building constructions	10	1,003,246	853,202	43,262	7,261	112,042	(12,521)
F41002	Non-residential building constructions	7	841,038	813,452	27,503	3,927	5,477	(9,321)
F42100	Construction of roads and railways	26	2,941,815	2,235,414	235,492	20,957	445,326	4,626
F42200	Construction of utility projects	s	s	s	s	s	s	s
F43210	Electrical installation	15	377,494	325,517	17,362	6,420	20,999	7,196
F43220	Plumbing, heat and air-conditioning installation	s	s	s	s	s	s	s
F43290	Other construction installation	s	s	s	s	s	s	s
F43309	Other building completion and finishing activities	s	s	s	s	s	s	s
F43900	Other specialized construction activities	5	224,128	142,516	9,955	18,028	63,654	(10,025)
	IVB - MIMAROPA	7	1,085,535	934,063	2,579	1,780	147,490	(377)
F42100	Construction of roads and railways	7	1,085,535	934,063	2,579	1,780	147,490	(377)
	V - Bicol Region	10	2,501,617	1,909,924	21,129	8,082	602,206	(39,724)
F41001	Residential (dwelling) building constructions	s	s	s	s	s	s	s
F42100	Construction of roads and railways	s	s	s	s	s	s	s
	VI - Western Visayas	15	1,633,312	1,267,272	183,891	9,186	130,958	42,005
F41002	Non-residential building constructions	s	s	s	s	s	s	s
F42100	Construction of roads and railways	10	1,439,819	1,109,844	167,879	7,192	104,523	50,381
F42900	Construction of other civil engineering projects	s	s	s	s	s	s	s
F43120	Site preparation	s	s	s	s	s	s	s
F43210	Electrical installation	s	s	s	s	s	s	s
	VII - Central Visayas	47	5,449,957	3,986,395	356,586	53,301	1,083,178	(29,503)
F41001	Residential (dwelling) building constructions	3	39,120	31,459	2,082	518	5,082	(21)
F41002	Non-residential building constructions	10	3,000,965	2,011,246	151,974	34,870	800,024	2,851
F42100	Construction of roads and railways	19	1,882,532	1,445,448	197,297	14,863	256,361	(31,437)
F42200	Construction of utility projects	s	s	s	s	s	s	s
F43210	Electrical installation	5	275,231	257,064	2,253	1,790	15,046	(922)
F43220	Plumbing, heat and air-conditioning installation	s	s	s	s	s	s	s
F43290	Other construction installation	s	s	s	s	s	s	s
F43309	Other building completion and finishing activities	s	s	s	s	s	s	s
F43900	Other specialized construction activities	5	224,503	217,816	2,085	916	3,585	101

TABLE 5a.1 Number of Establishments and Intermediate Cost for Construction Establishments with Total Employment of 20 and Over
by Region and Industry Sub-Class: Philippines, 2010 *(Concluded)*

(Value in thousand pesos. Details may not add-up to total due to rounding and/or statistical disclosure control)

2009 PSIC Code	Region/ Industry Description	Number of Establish- ments	Intermediate Cost					
			Total	Materials and Supplies Purchased	Fuels, Lubricants, Oils and Greases Purchased	Electricity and Water Purchased	Industrial Services Done by Others	Beginning Less Ending Inventory of Materials, Supplies and Fuels
		(1)	(2)	(3)	(4)	(5)	(6)	(7)
	VIII - Eastern Visayas	8	1,146,685	879,807	86,376	2,557	179,916	(1,971)
F41002	Non-residential building constructions	s	s	s	s	s	s	s
F42100	Construction of roads and railways	5	985,042	763,691	78,507	2,325	136,106	4,413
F42200	Construction of utility projects	s	s	s	s	s	s	s
F42900	Construction of other civil engineering projects	s	s	s	s	s	s	s
	IX - Zamboanga Peninsula	11	181,847	150,031	5,938	874	22,880	2,124
F41002	Non-residential building constructions	4	88,642	73,187	3,191	446	9,376	2,442
F42100	Construction of roads and railways	7	93,204	76,843	2,746	427	13,505	(317)
	X - Northern Mindanao	21	1,836,625	1,562,791	112,113	9,629	147,415	4,677
F41001	Residential (dwelling) building constructions	}	3	34,611	26,604	3,618	514	335
F41002	Non-residential building constructions							
F42100	Construction of roads and railways	15	1,744,478	1,483,883	101,399	8,190	146,380	4,626
F42900	Construction of other civil engineering projects	s	s	s	s	s	s	s
F43210	Electrical installation	s	s	s	s	s	s	s
	XI - Davao Region	19	2,053,049	1,433,903	437,173	79,886	86,521	15,566
F41001	Residential (dwelling) building constructions	s	s	s	s	s	s	s
F41002	Non-residential building constructions	4	80,213	67,343	2,645	985	9,666	(426)
F42100	Construction of roads and railways	9	1,697,490	1,124,545	413,817	77,546	62,303	19,279
F42200	Construction of utility projects	s	s	s	s	s	s	s
F43210	Electrical installation	s	s	s	s	s	s	s
	XII - SOCCSKSARGEN a/	7	127,524	86,152	19,252	2,149	18,036	1,935
F41002	Non-residential building constructions	s	s	s	s	s	s	s
F42100	Construction of roads and railways	s	s	s	s	s	s	s
F42900	Construction of other civil engineering projects	s	s	s	s	s	s	s
	Autonomous Region in Muslim Mindanao	b/	b/	b/	b/	b/	b/	b/
F42900	Construction of other civil engineering projects	c/	c/	c/	c/	c/	c/	c/
	XIII - Caraga	5	4,258,938	3,839,459	264,896	6,375	116,236	31,972
F42100	Construction of roads and railways	5	4,258,938	3,839,459	264,896	6,375	116,236	31,972

a/ - Includes data of ARMM

b/ - Data combined with Region XII-SOCCSKSARGEN

c/ - Data combined with F42900 of Region XII-SOCCSKSARGEN

TABLE 5a.2 Number of Establishments and Cost of Industrial Services Done by Others by Type for Construction Establishments with Total Employment of 20 and Over by Region and Industry Sub-Class: Philippines, 2010

(Value in thousand pesos. Details may not add-up to total due to rounding and/or statistical disclosure control)

2009 PSIC Code	Region/ Industry Description	Number of Establishments	Industrial Services Done by Others		
			Total	Contract and Commission Work	Other Industrial Services
		(1)	(2)	(3)	(4)
	Philippines	734	27,319,743	24,796,365	2,523,378
F41001	Residential (dwelling) building constructions	63	1,862,980	1,784,214	78,766
F41002	Non-residential building constructions	104	12,127,621	11,594,756	532,865
F42100	Construction of roads and railways	333	8,699,551	7,356,206	1,343,345
F42200	Construction of utility projects	19	532,848	518,235	14,614
F42900	Construction of other civil engineering projects	13	1,726,263	1,602,676	123,586
F43120	Site preparation	s	s	s	s
F43210	Electrical installation	111	1,488,058	1,233,229	254,829
F43220	Plumbing, heat and air-conditioning installation	17	105,340	31,299	74,041
F43290	Other construction installation	22	249,418	237,522	11,896
F43301	Painting and related work	4	300	23	277
F43302	Floor and wall tiling or covering with other material	s	s	s	s
F43309	Other building completion and finishing activities	15	329,948	326,635	3,313
F43900	Other specialized construction activities	30	194,477	110,233	84,244
	National Capital Region	437	23,610,239	21,886,225	1,724,014
F41001	Residential (dwelling) building constructions	32	1,716,345	1,675,805	40,540
F41002	Non-residential building constructions	64	11,158,555	10,662,942	495,613
F42100	Construction of roads and railways	168	6,375,450	5,622,439	753,011
F42200	Construction of utility projects	12	530,891	518,228	12,663
F42900	Construction of other civil engineering projects	s	s	s	s
F43210	Electrical installation	86	1,443,632	1,204,362	239,270
F43220	Plumbing, heat and air-conditioning installation	15	105,340	31,299	74,041
F43290	Other construction installation	17	244,571	233,625	10,946
F43301	Painting and related work	4	300	23	277
F43302	Floor and wall tiling or covering with other material	s	s	s	s
F43309	Other building completion and finishing activities	12	246,611	243,333	3,277
F43900	Other specialized construction activities	20	127,238	91,604	35,633
	Cordillera Administrative Region	9	105,317	95,902	9,416
F41002	Non-residential building constructions	s	s	s	s
F42100	Construction of roads and railways	s	s	s	s
	I - Ilocos Region	7	4,659	1,836	2,822
F41001	Residential (dwelling) building constructions	3	897	-	897
F41002	Non-residential building constructions				
F42100	Construction of roads and railways	4	3,761	1,836	1,925
	II - Cagayan Valley	7	11,180	8,205	2,975
F41001	Residential (dwelling) building constructions	s	s	s	s
F41002	Non-residential building constructions	s	s	s	s
F42100	Construction of roads and railways	3	1,176	335	841
F42900	Construction of other civil engineering projects	s	s	s	s

TABLE 5a.2 Number of Establishments and Cost of Industrial Services Done by Others by Type for Construction Establishments with Total Employment of 20 and Over by Region and Industry Sub-Class: Philippines, 2010 *(Continued)*

(Value in thousand pesos. Details may not add-up to total due to rounding and/or statistical disclosure control)

2009 PSIC Code	Region/ Industry Description	Number of Establishments	Industrial Services Done by Others		
			Total	Contract and Commission Work	Other Industrial Services
		(1)	(2)	(3)	(4)
	III - Central Luzon	54	320,861	282,981	37,880
F41001	Residential (dwelling) building constructions	10	20,351	-	20,351
F41002	Non-residential building constructions	6	125,593	120,621	4,972
F42100	Construction of roads and railways	34	170,791	162,360	8,431
F42200	Construction of utility projects	s	s	s	s
F42900	Construction of other civil engineering projects	s	s	s	s
F43210	Electrical installation	s	s	s	s
F43309	Other building completion and finishing activities	s	s	s	s
	IVA - CALABARZON	70	732,651	506,035	226,617
F41001	Residential (dwelling) building constructions	10	112,042	97,467	14,575
F41002	Non-residential building constructions	7	5,477	596	4,881
F42100	Construction of roads and railways	26	445,326	290,755	154,571
F42200	Construction of utility projects	s	s	s	s
F43210	Electrical installation	15	20,999	17,947	3,052
F43220	Plumbing, heat and air-conditioning installation	s	s	s	s
F43290	Other construction installation	s	s	s	s
F43309	Other building completion and finishing activities	s	s	s	s
F43900	Other specialized construction activities	5	63,654	15,152	48,503
	IVB - MIMAROPA	7	147,490	146,173	1,317
F42100	Construction of roads and railways	7	147,490	146,173	1,317
	V - Bicol Region	10	602,206	516,312	85,894
F41001	Residential (dwelling) building constructions	s	s	s	s
F42100	Construction of roads and railways	s	s	s	s
	VI - Western Visayas	15	130,958	83,024	47,934
F41002	Non-residential building constructions	s	s	s	s
F42100	Construction of roads and railways	s	s	s	s
F42900	Construction of other civil engineering projects	s	s	s	s
F43120	Site preparation	s	s	s	s
F43210	Electrical installation	s	s	s	s
	VII - Central Visayas	47	1,083,178	1,015,963	67,215
F41001	Residential (dwelling) building constructions	3	5,082	4,456	626
F41002	Non-residential building constructions	10	800,024	780,436	19,588
F42100	Construction of roads and railways	19	256,361	215,255	41,107
F42200	Construction of utility projects	s	s	s	s
F43210	Electrical installation	5	15,046	9,260	5,786
F43220	Plumbing, heat and air-conditioning installation	s	s	s	s
F43290	Other construction installation	s	s	s	s
F43309	Other building completion and finishing activities	s	s	s	s
F43900	Other specialized construction activities	5	3,585	3,477	108

TABLE 5a.2 Number of Establishments and Cost of Industrial Services Done by Others by Type for Construction Establishments with Total Employment of 20 and Over by Region and Industry Sub-Class: Philippines, 2010 *(Concluded)*

(Value in thousand pesos. Details may not add-up to total due to rounding and/or statistical disclosure control)

2009 PSIC Code	Region/ Industry Description	Number of Establishments	Industrial Services Done by Others		
			Total	Contract and Commission Work	Other Industrial Services
		(1)	(2)	(3)	(4)
	VIII - Eastern Visayas	8	179,916	130,606	49,310
F41002	Non-residential building constructions	s	s	s	s
F42100	Construction of roads and railways	5	136,106	130,600	5,507
F42200	Construction of utility projects	s	s	s	s
F42900	Construction of other civil engineering projects	s	s	s	s
	IX - Zamboanga Peninsula	11	22,880	22,877	3
F41002	Non-residential building constructions	4	9,376	9,372	3
F42100	Construction of roads and railways	7	13,505	13,505	-
	X - Northern Mindanao	21	147,415	22,801	124,614
F41001	Residential (dwelling) building constructions	3	335	-	335
F41002	Non-residential building constructions				
F42100	Construction of roads and railways	15	146,380	22,801	123,579
F42900	Construction of other civil engineering projects	s	s	s	s
F43210	Electrical installation	s	s	s	s
	XI - Davao Region	19	86,521	44,560	41,961
F41001	Residential (dwelling) building constructions	s	s	s	s
F41002	Non-residential building constructions	4	9,666	7,105	2,561
F42100	Construction of roads and railways	9	62,303	29,309	32,995
F42200	Construction of utility projects	s	s	s	s
F43210	Electrical installation	s	s	s	s
	XII - SOCCSKSARGEN a/	7	18,036	9,302	8,734
F41002	Non-residential building constructions	s	s	s	s
F42100	Construction of roads and railways	s	s	s	s
F42900	Construction of other civil engineering projects	s	s	s	s
	Autonomous Region in Muslim Mindanao	b/	b/	b/	b/
F42900	Construction of other civil engineering projects	c/	c/	c/	c/
	XIII - Caraga	5	116,236	23,563	92,673
F42100	Construction of roads and railways	5	116,236	23,563	92,673

a/ - Includes data of ARMM

b/ - Data combined with Region XII-SOCCSKSARGEN

c/ - Data combined with F42900 of Region XII-SOCCSKSARGEN

TABLE 5a.3 Number of Establishments and Cost of Non-Industrial Services Done by Others by Type for Construction Establishments with Total Employment of 20 and Over by Region and Industry Sub-Class: Philippines, 2010

(Value in thousand pesos. Details may not add up to total due to rounding and/or statistical disclosure control)

2009 PSIC Code	Region/ Industry Description	Number of Establishments	Non- Industrial Services Done by Others				
			Total	Rent expense for Land	Rental expense for Building and Structures	Other Rental expense	Other Non-Industrial Services
		(1)	(2)	(3)	(4)	(5)	(6)
	Philippines	734	10,674,577	296,032	653,009	1,006,013	8,719,524
F41001	Residential (dwelling) building constructions	63	487,384	3,504	55,887	50,705	377,287
F41002	Non-residential building constructions	104	4,287,597	93,978	155,963	301,896	3,735,760
F42100	Construction of roads and railways	333	2,964,521	81,756	226,207	139,158	2,517,401
F42200	Construction of utility projects	19	891,616	3,974	38,925	337,182	511,535
F42900	Construction of other civil engineering projects	13	192,638	604	38,095	5,305	148,635
F43120	Site preparation	s	s	s	s	s	s
F43210	Electrical installation	111	1,174,957	21,915	82,227	71,500	999,315
F43220	Plumbing, heat and air-conditioning installation	17	72,564	3,956	6,023	682	61,903
F43290	Other construction installation	22	212,781	45,396	15,438	76,608	75,339
F43301	Painting and related work	4	1,755	100	409	-	1,246
F43302	Floor and wall tiling or covering with other material	s	s	s	s	s	s
F43309	Other building completion and finishing activities	15	48,848	100	10,152	1,926	36,669
F43900	Other specialized construction activities	30	333,250	40,599	21,529	20,810	250,312
	National Capital Region	437	9,091,911	285,457	592,666	878,174	7,335,613
F41001	Residential (dwelling) building constructions	32	305,839	2,577	49,076	12,900	241,286
F41002	Non-residential building constructions	64	3,945,109	92,282	151,744	272,958	3,428,125
F42100	Construction of roads and railways	168	2,052,166	75,878	189,830	93,084	1,693,374
F42200	Construction of utility projects	12	883,490	3,844	37,533	337,182	504,932
F42900	Construction of other civil engineering projects	s	s	s	s	s	s
F43210	Electrical installation	86	1,119,086	21,063	75,162	68,109	954,752
F43220	Plumbing, heat and air-conditioning installation	15	72,178	3,858	5,945	662	61,713
F43290	Other construction installation	17	205,522	45,096	14,835	76,208	69,383
F43301	Painting and related work	4	1,755	100	409	-	1,246
F43302	Floor and wall tiling or covering with other material	s	s	s	s	s	s
F43309	Other building completion and finishing activities	12	37,862	100	10,094	1,010	26,658
F43900	Other specialized construction activities	20	294,303	40,509	20,792	15,892	217,109
	Cordillera Administrative Region	9	55,216	-	476	-	54,741
F41002	Non-residential building constructions	s	s	-	s	-	s
F42100	Construction of roads and railways	s	s	-	s	-	s
	I - Ilocos Region	7	3,436	-	439	197	2,800
F41001	Residential (dwelling) building constructions	3	764	-	339	50	375
F41002	Non-residential building constructions						
F42100	Construction of roads and railways	4	2,672	-	100	147	2,425
	II - Cagayan Valley	7	20,337	100	50	5,100	15,088
F41001	Residential (dwelling) building constructions	s	s	s	s	s	s
F41002	Non-residential building constructions	s	s	s	s	s	s
F42100	Construction of roads and railways	3	1,066	94	-	-	972
F42900	Construction of other civil engineering projects	s	s	s	s	s	s

TABLE 5a.3 Number of Establishments and Cost of Non-Industrial Services Done by Others by Type for Construction Establishments with Total Employment of 20 and Over by Region and Industry Sub-Class: Philippines, 2010 *(Continued)*

(Value in thousand pesos. Details may not add up to total due to rounding and/or statistical disclosure control)

2009 PSIC Code	Region/ Industry Description	Number of Establishments	Non- Industrial Services Done by Others				
			Total	Rent expense for Land	Rental expense for Building and Structures	Other Rental expense	Other Non-Industrial Services
	III - Central Luzon	54	205,495	1,570	12,897	49,079	141,949
F41001	Residential (dwelling) building constructions	10	37,728	-	994	30,350	6,384
F41002	Non-residential building constructions	6	51,184	812	1,928	14,835	33,609
F42100	Construction of roads and railways	34	104,760	328	3,511	3,894	97,027
F42200	Construction of utility projects	s	s	s	s	s	s
F42900	Construction of other civil engineering projects	s	s	s	s	s	s
F43210	Electrical installation	s	s	s	s	s	s
F43309	Other building completion and finishing activities	s	s	s	s	s	s
	IVA - CALABARZON	70	325,146	3,847	14,870	23,114	283,315
F41001	Residential (dwelling) building constructions	10	77,168	355	5,320	7,355	64,139
F41002	Non-residential building constructions	7	56,073	200	407	998	54,468
F42100	Construction of roads and railways	26	93,713	2,550	7,405	5,116	78,642
F42200	Construction of utility projects	s	s	s	s	s	s
F43210	Electrical installation	15	38,049	352	236	3,391	34,070
F43220	Plumbing, heat and air-conditioning installation	s	s	s	s	s	s
F43290	Other construction installation	s	s	s	s	s	s
F43309	Other building completion and finishing activities	s	s	s	s	s	s
F43900	Other specialized construction activities	5	37,231	90	-	4,918	32,222
	IVB - MIMAROPA	7	27,164	-	-	-	27,164
F42100	Construction of roads and railways	7	27,164	-	-	-	27,164
	V - Bicol Region	10	156,774	1,616	16,986	167	138,005
F41001	Residential (dwelling) building constructions	s	s	s	s	s	s
F42100	Construction of roads and railways	s	s	s	s	s	s
	VI - Western Visayas	15	94,209	150	2,896	19,258	71,905
F41002	Non-residential building constructions	s	s	s	s	s	s
F42100	Construction of roads and railways	10	87,330	-	2,001	19,058	66,271
F42900	Construction of other civil engineering projects	s	s	s	s	s	s
F43120	Site preparation	s	s	s	s	s	s
F43210	Electrical installation	s	s	s	s	s	s
	VII - Central Visayas	47	322,466	1,119	4,255	26,204	290,887
F41001	Residential (dwelling) building constructions	3	7,681	300	45	-	7,336
F41002	Non-residential building constructions	10	209,047	279	832	13,005	194,930
F42100	Construction of roads and railways	19	95,632	142	1,647	13,199	80,645
F42200	Construction of utility projects	s	s	s	s	s	s
F43210	Electrical installation	5	5,587	300	468	-	4,819
F43220	Plumbing, heat and air-conditioning installation	s	s	s	s	s	s
F43290	Other construction installation	s	s	s	s	s	s
F43309	Other building completion and finishing activities	s	s	s	s	s	s
F43900	Other specialized construction activities	5	1,717	-	736	-	980

TABLE 5a.3 Number of Establishments and Cost of Non-Industrial Services Done by Others by Type for Construction Establishments with Total Employment of 20 and Over by Region and Industry Sub-Class: Philippines, 2010 *(Concluded)*

(Value in thousand pesos. Details may not add up to total due to rounding and/or statistical disclosure control)

2009 PSIC Code	Region/ Industry Description	Number of Establishments	Non- Industrial Services Done by Others				
			Total	Rent expense for Land	Rental expense for Building and Structures	Other Rental expense	Other Non-Industrial Services
		(1)	(2)	(3)	(4)	(5)	(6)
	VIII - Eastern Visayas	8	40,470	316	203	500	39,452
F41002	Non-residential building constructions	s	s	s	s	s	s
F42100	Construction of roads and railways	5	37,156	263	-	500	36,393
F42200	Construction of utility projects	s	s	s	s	s	s
F42900	Construction of other civil engineering projects	s	s	s	s	s	s
	IX - Zamboanga Peninsula	11	9,410	20	1,020	223	8,147
F41002	Non-residential building constructions	4	6,059	-	125	100	5,834
F42100	Construction of roads and railways	7	3,351	20	895	123	2,313
	X - Northern Mindanao	21	75,742	682	3,308	3,209	68,542
F41001	Residential (dwelling) building constructions	3	1,175	72	-	50	1,053
F41002	Non-residential building constructions						
F42100	Construction of roads and railways	15	69,529	262	3,308	3,159	62,800
F42900	Construction of other civil engineering projects	s	s	s	s	s	s
F43210	Electrical installation	s	s	s	s	s	s
	XI - Davao Region	19	193,499	512	823	437	191,727
F41001	Residential (dwelling) building constructions	s	s	s	s	s	s
F41002	Non-residential building constructions	4	4,623	112	155	-	4,356
F42100	Construction of roads and railways	9	184,338	200	313	437	183,388
F42200	Construction of utility projects	s	s	s	s	s	s
F43210	Electrical installation	s	s	s	s	s	s
	XII - SOCCSKSARGEN a/	7	7,941	490	2,121	333	4,996
F41002	Non-residential building constructions	s	s	s	s	s	s
F42100	Construction of roads and railways	s	s	s	s	s	s
F42900	Construction of other civil engineering projects	s	s	s	s	s	s
	Autonomous Region in Muslim Mindanao	b/	b/	b/	b/	b/	b/
F42900	Construction of other civil engineering projects	c/	c/	c/	c/	c/	c/
	XIII - Caraga	5	45,361	152	-	18	45,191
F42100	Construction of roads and railways	5	45,361	152	-	18	45,191

a/ - Includes data of ARMM

b/ - Data combined with Region XII-SOCCSKSARGEN

c/ - Data combined with F42900 of Region XII-SOCCSKSARGEN

TABLE 6a Number of Establishments and Capital Expenditures for Tangible Fixed Assets by Type for Construction Establishments with Total Employment of 20 and Over by Region and Industry Sub-Class: Philippines, 2010

(Value in thousand pesos. Details may not add up to total due to rounding and/or statistical disclosure control)

2009 PSIC Code	Region/ Industry Description	Number of Establishments	Capital Expenditures for Tangible Fixed Assets			
			Total	Land	Buildings, Other Structures and Land Improvements	Transport Equipment
		(1)	(2)	(3)	(4)	(5)
	Philippines	734	3,249,040	99,692	417,939	478,095
F41001	Residential (dwelling) building constructions	63	125,550	5,809	5,095	22,112
F41002	Non-residential building constructions	104	999,751	1,500	44,917	145,412
F42100	Construction of roads and railways	333	1,346,408	82,384	242,908	194,522
F42200	Construction of utility projects	19	73,541	-	5,086	15,782
F42900	Construction of other civil engineering projects	13	103,630	10,000	2,000	12,162
F43120	Site preparation	s	s	s	s	s
F43210	Electrical installation	111	325,509	-	25,541	63,059
F43220	Plumbing, heat and air-conditioning installation	17	16,875	-	2,772	3,704
F43290	Other construction installation	22	107,647	-	82,221	10,704
F43301	Painting and related work	4	362	-	-	286
F43302	Floor and wall tiling or covering with other material	s	s	s	s	s
F43309	Other building completion and finishing activities	15	10,836	-	4,698	3,725
F43900	Other specialized construction activities	30	132,111	-	702	4,626
	National Capital Region	437	2,230,931	15,809	155,673	243,931
F41001	Residential (dwelling) building constructions	32	70,597	5,809	4,894	4,000
F41002	Non-residential building constructions	64	819,155	-	29,093	112,390
F42100	Construction of roads and railways	168	621,431	-	6,319	35,296
F42200	Construction of utility projects	12	73,541	-	5,086	15,782
F42900	Construction of other civil engineering projects	s	s	s	s	s
F43210	Electrical installation	86	300,672	-	20,330	51,941
F43220	Plumbing, heat and air-conditioning installation	15	16,875	-	2,772	3,704
F43290	Other construction installation	17	107,397	-	82,221	10,554
F43301	Painting and related work	4	362	-	-	286
F43302	Floor and wall tiling or covering with other material	s	s	s	s	s
F43309	Other building completion and finishing activities	12	10,836	-	4,698	3,725
F43900	Other specialized construction activities	20	119,614	-	260	826
	Cordillera Administrative Region	9	132,866	-	15,000	71,246
F41002	Non-residential building constructions	s	s	-	s	s
F42100	Construction of roads and railways	s	s	-	s	s
	I - Ilocos Region	7	-	-	-	-
F41001	Residential (dwelling) building constructions }	3	-	-	-	-
F41002	Non-residential building constructions }					
F42100	Construction of roads and railways	4	-	-	-	-
	II - Cagayan Valley	7	14,833	1,500	2,000	8,838
F41001	Residential (dwelling) building constructions	s	s	s	s	s
F41002	Non-residential building constructions	s	s	s	s	s
F42100	Construction of roads and railways	3	900	-	-	900
F42900	Construction of other civil engineering projects	s	s	s	s	

TABLE 6a Number of Establishments and Capital Expenditures for Tangible Fixed Assets by Type for Construction Establishments with Total Employment of 20 and Over by Region and Industry Sub-Class: Philippines, 2010 *(Continued)*

(Value in thousand pesos. Details may not add up to total due to rounding and/or statistical disclosure control)

2009 PSIC Code	Region/ Industry Description	Number of Establishments	Capital Expenditures for Tangible Fixed Assets			
			Total	Land	Buildings, Other Structures and Land Improvements	Transport Equipment
		(1)	(2)	(3)	(4)	(5)
	III - Central Luzon	54	111,592	-	15,824	23,140
F41001	Residential (dwelling) building constructions	10	3,632	-	-	1,977
F41002	Non-residential building constructions	6	96,557	-	15,824	19,807
F42100	Construction of roads and railways	34	9,681	-	-	-
F42200	Construction of utility projects	s	s	-	s	s
F42900	Construction of other civil engineering projects	s	s	-	s	s
F43210	Electrical installation	s	s	-	s	s
F43309	Other building completion and finishing activities	s	s	-	s	s
	IVA - CALABARZON	70	80,944	-	5,364	28,193
F41001	Residential (dwelling) building constructions	10	15,521	-	-	5,180
F41002	Non-residential building constructions	7	7,671	-	-	3,000
F42100	Construction of roads and railways	26	26,275	-	-	7,001
F42200	Construction of utility projects	s	s	-	s	s
F43210	Electrical installation	15	22,073	-	4,922	9,062
F43220	Plumbing, heat and air-conditioning installation	s	s	-	s	s
F43290	Other construction installation	s	s	-	s	s
F43309	Other building completion and finishing activities	s	s	-	s	s
F43900	Other specialized construction activities	5	9,154	-	442	3,800
	IVB - MIMAROPA	7	-	-	-	-
F42100	Construction of roads and railways	7	-	-	-	-
	V - Bicol Region	10	114,302	500	108,355	567
F41001	Residential (dwelling) building constructions	s	s	s	s	s
F42100	Construction of roads and railways	s	s	s	s	s
	VI - Western Visayas	15	23,269	-	2,000	9,502
F41002	Non-residential building constructions	s	s	-	s	s
F42100	Construction of roads and railways	10	9,879	-	-	2,793
F42900	Construction of other civil engineering projects	s	s	-	s	s
F43120	Site preparation	s	s	-	s	s
F43210	Electrical installation	s	s	-	s	s
	VII - Central Visayas	47	273,292	23,036	73,303	29,390
F41001	Residential (dwelling) building constructions	3	2,795	-	-	686
F41002	Non-residential building constructions	10	65,484	-	-	7,976
F42100	Construction of roads and railways	19	201,430	23,036	73,064	20,728
F42200	Construction of utility projects	s	s	s	s	s
F43210	Electrical installation	5	238	-	238	-
F43220	Plumbing, heat and air-conditioning installation	s	s	s	s	s
F43290	Other construction installation	s	s	s	s	s
F43309	Other building completion and finishing activities	s	s	s	s	s
F43900	Other specialized construction activities	5	3,343	-	-	-

TABLE 6a Number of Establishments and Capital Expenditures for Tangible Fixed Assets by Type for Construction Establishments with Total Employment of 20 and Over by Region and Industry Sub-Class: Philippines, 2010 *(Continued)*

(Value in thousand pesos. Details may not add up to total due to rounding and/or statistical disclosure control)

2009 PSIC Code	Region/ Industry Description	Number of Establishments	Capital Expenditures for Tangible Fixed Assets			
			Total	Land	Buildings, Other Structures and Land Improvements	Transport Equipment
		(1)	(2)	(3)	(4)	(5)
	VIII - Eastern Visayas	8	40,370	-	9,511	28,127
F41002	Non-residential building constructions	s	s	-	s	s
F42100	Construction of roads and railways	5	36,958	-	9,511	26,765
F42200	Construction of utility projects	s	s	-	s	s
F42900	Construction of other civil engineering projects	s	s	-	s	s
	IX - Zamboanga Peninsula	11	-	-	-	-
F41002	Non-residential building constructions	4	-	-	-	-
F42100	Construction of roads and railways	7	-	-	-	-
	X - Northern Mindanao	21	99,806	56,847	21,042	17,443
F41001	Residential (dwelling) building constructions	3	-	-	-	-
F41002	Non-residential building constructions					
F42100	Construction of roads and railways	15	98,602	56,847	20,992	16,342
F42900	Construction of other civil engineering projects	s	s	s	s	s
F43210	Electrical installation	s	s	s	s	s
	XI - Davao Region	19	43,998	2,000	2,868	13,261
F41001	Residential (dwelling) building constructions	s	s	s	s	s
F41002	Non-residential building constructions	4	-	-	-	-
F42100	Construction of roads and railways	9	18,667	2,000	2,667	10,667
F42200	Construction of utility projects	s	s	s	s	s
F43210	Electrical installation	s	s	s	s	s
	XII - SOCCSKSARGEN a/	7	21,221	-	7,000	1,695
F41002	Non-residential building constructions	s	s	-	s	s
F42100	Construction of roads and railways	s	s	-	s	s
F42900	Construction of other civil engineering projects	s	s	-	s	s
	Autonomous Region in Muslim Mindanao	b/	b/	-	b/	b/
F42900	Construction of other civil engineering projects	c/	c/	-	c/	c/
	XIII - Caraga	5	61,616	-	-	2,763
F42100	Construction of roads and railways	5	61,616	-	-	2,763

TABLE 6a Number of Establishments and Capital Expenditures for Tangible Fixed Assets by Type for Construction Establishments with Total Employment of 20 and Over by Region and Industry Sub-Class: Philippines, 2010 *(Continued)*

(Value in thousand pesos. Details may not add up to total due to rounding and/or statistical disclosure control)

2009 PSIC Code	Region/ Industry Description	Capital Expenditures for Tangible Fixed Assets			
		ICT Machinery and Equipment	Other Machinery and Equipment	Valuables	Other Tangible Fixed Assets
		(6)	(7)	(8)	(9)
	Philippines	69,640	2,182,883	-	791
F41001	Residential (dwelling) building constructions	255	92,279	-	-
F41002	Non-residential building constructions	18,856	788,880	-	187
F42100	Construction of roads and railways	23,461	803,075	-	58
F42200	Construction of utility projects	280	52,393	-	-
F42900	Construction of other civil engineering projects	178	79,289	-	-
F43120	Site preparation	s	s	-	s
F43210	Electrical installation	20,935	215,975	-	-
F43220	Plumbing, heat and air-conditioning installation	1,555	8,844	-	-
F43290	Other construction installation	2,446	11,730	-	546
F43301	Painting and related work	-	75	-	-
F43302	Floor and wall tiling or covering with other material	s	s	-	s
F43309	Other building completion and finishing activities	582	1,830	-	-
F43900	Other specialized construction activities	287	126,496	-	-
	National Capital Region	49,624	1,765,291	-	604
F41001	Residential (dwelling) building constructions	35	55,858	-	-
F41002	Non-residential building constructions	15,337	662,336	-	-
F42100	Construction of roads and railways	8,458	571,300	-	58
F42200	Construction of utility projects	280	52,393	-	-
F42900	Construction of other civil engineering projects	s	s	-	s
F43210	Electrical installation	20,522	207,879	-	-
F43220	Plumbing, heat and air-conditioning installation	1,555	8,844	-	-
F43290	Other construction installation	2,446	11,630	-	546
F43301	Painting and related work	-	75	-	-
F43302	Floor and wall tiling or covering with other material	s	s	-	s
F43309	Other building completion and finishing activities	582	1,830	-	-
F43900	Other specialized construction activities	104	118,424	-	-
	Cordillera Administrative Region	76	46,544	-	-
F41002	Non-residential building constructions	s	s	-	-
F42100	Construction of roads and railways	s	s	-	-
	I - Ilocos Region	-	-	-	-
F41001	Residential (dwelling) building constructions }	-	-	-	-
F41002	Non-residential building constructions }	-	-	-	-
F42100	Construction of roads and railways	-	-	-	-
	II - Cagayan Valley	100	2,395	-	-
F41001	Residential (dwelling) building constructions	s	s	-	-
F41002	Non-residential building constructions	s	s	-	-
F42100	Construction of roads and railways	-	-	-	-
F42900	Construction of other civil engineering projects	s	s	-	-

TABLE 6a Number of Establishments and Capital Expenditures for Tangible Fixed Assets by Type for Construction Establishments with Total Employment of 20 and Over by Region and Industry Sub-Class: Philippines, 2010 *(Continued)*

(Value in thousand pesos. Details may not add up to total due to rounding and/or statistical disclosure control)

2009 PSIC Code	Region/ Industry Description	Capital Expenditures for Tangible Fixed Assets			
		ICT Machinery and Equipment	Other Machinery and Equipment	Valuables	Other Tangible Fixed Assets
		(6)	(7)	(8)	(9)
	III - Central Luzon	-	72,628	-	-
F41001	Residential (dwelling) building constructions	-	1,655	-	-
F41002	Non-residential building constructions	-	60,926	-	-
F42100	Construction of roads and railways	-	9,681	-	-
F42200	Construction of utility projects	-	s	-	-
F42900	Construction of other civil engineering projects	-	s	-	-
F43210	Electrical installation	-	s	-	-
F43309	Other building completion and finishing activities	-	s	-	-
	IVA - CALABARZON	457	46,931	-	-
F41001	Residential (dwelling) building constructions	21	10,320	-	-
F41002	Non-residential building constructions	-	4,671	-	-
F42100	Construction of roads and railways	10	19,264	-	-
F42200	Construction of utility projects	s	s	-	-
F43210	Electrical installation	413	7,677	-	-
F43220	Plumbing, heat and air-conditioning installation	s	s	-	-
F43290	Other construction installation	s	s	-	-
F43309	Other building completion and finishing activities	s	s	-	-
F43900	Other specialized construction activities	13	4,899	-	-
	IVB - MIMAROPA	-	-	-	-
F42100	Construction of roads and railways	-	-	-	-
	V - Bicol Region	263	4,617	-	-
F41001	Residential (dwelling) building constructions	s	s	-	-
F42100	Construction of roads and railways	s	s	-	-
	VI - Western Visayas	919	10,847	-	-
F41002	Non-residential building constructions	s	s	-	-
F42100	Construction of roads and railways	341	6,745	-	-
F42900	Construction of other civil engineering projects	s	s	-	-
F43120	Site preparation	s	s	-	-
F43210	Electrical installation	s	s	-	-
	VII - Central Visayas	7,764	139,799	-	-
F41001	Residential (dwelling) building constructions	199	1,910	-	-
F41002	Non-residential building constructions	3,443	54,066	-	-
F42100	Construction of roads and railways	3,951	80,650	-	-
F42200	Construction of utility projects	s	s	-	-
F43210	Electrical installation	-	-	-	-
F43220	Plumbing, heat and air-conditioning installation	s	s	-	-
F43290	Other construction installation	s	s	-	-
F43309	Other building completion and finishing activities	s	s	-	-
F43900	Other specialized construction activities	171	3,173	-	-

TABLE 6a Number of Establishments and Capital Expenditures for Tangible Fixed Assets by Type for Construction Establishments with Total Employment of 20 and Over by Region and Industry Sub-Class: Philippines, 2010 *(Concluded)*

(Value in thousand pesos. Details may not add up to total due to rounding and/or statistical disclosure control)

2009 PSIC Code	Region/ Industry Description	Capital Expenditures for Tangible Fixed Assets			
		ICT Machinery and Equipment	Other Machinery and Equipment	Valuables	Other Tangible Fixed Assets
		(6)	(7)	(8)	(9)
	VIII - Eastern Visayas	-	2,733	-	-
F41002	Non-residential building constructions	-	S	-	-
F42100	Construction of roads and railways	-	683	-	-
F42200	Construction of utility projects	-	S	-	-
F42900	Construction of other civil engineering projects	-	S	-	-
	IX - Zamboanga Peninsula	-	-	-	-
F41002	Non-residential building constructions	-	-	-	-
F42100	Construction of roads and railways	-	-	-	-
	X - Northern Mindanao	709	3,764	-	-
F41001	Residential (dwelling) building constructions }	-	-	-	-
F41002	Non-residential building constructions }	-	-	-	-
F42100	Construction of roads and railways	709	3,711	-	-
F42900	Construction of other civil engineering projects	S	S	-	-
F43210	Electrical installation	S	S	-	-
	XI - Davao Region	1,333	24,536	-	-
F41001	Residential (dwelling) building constructions	S	S	-	-
F41002	Non-residential building constructions	-	-	-	-
F42100	Construction of roads and railways	1,333	2,000	-	-
F42200	Construction of utility projects	S	S	-	-
F43210	Electrical installation	S	S	-	-
	XII - SOCCSKSARGEN a/	45	12,294	-	187
F41002	Non-residential building constructions	S	S	-	S
F42100	Construction of roads and railways	S	S	-	S
F42900	Construction of other civil engineering projects	S	S	-	S
	Autonomous Region in Muslim Mindanao	b/	b/	-	b/
F42900	Construction of other civil engineering projects	c/	c/	-	c/
	XIII - Caraga	8,348	50,505	-	-
F42100	Construction of roads and railways	8,348	50,505	-	-

a/ - Includes data of ARMM

b/ - Data combined with Region XII-SOCCSKSARGEN

c/ - Data combined with F42900 of Region XII-SOCCSKSARGEN

TABLE 6a.1 Number of Establishments and Capital Expenditures for Directly Imported Tangible Fixed Assets by type for Construction Establishments with Total Employment of 20 and Over by Region and Industry Sub-Class: Philippines, 2010

(Value in thousand pesos. Details may not add up to total due to rounding and/or statistical disclosure control)

2009 PSIC Code	Region/ Industry Description	Number of Establish- ments	Directly Imported Tangible Fixed Assets					
			Total	Transport Equipment	ICT Machinery and Equipment	Other Machinery and Equipment	Valuables	Other Tangible Fixed Assets
		(1)	(2)	(3)	(4)	(5)	(6)	(7)
	Philippines	734	7,222	132	10	7,080	-	-
F41001	Residential (dwelling) building constructions	63	-	-	-	-	-	-
F41002	Non-residential building constructions	104	-	-	-	-	-	-
F42100	Construction of roads and railways	333	7,018	-	-	7,018	-	-
F42200	Construction of utility projects	19	-	-	-	-	-	-
F42900	Construction of other civil engineering projects	13	204	132	10	62	-	-
F43120	Site preparation	s	s	s	s	s	-	-
F43210	Electrical installation	111	-	-	-	-	-	-
F43220	Plumbing, heat and air-conditioning installation	17	-	-	-	-	-	-
F43290	Other construction installation	22	-	-	-	-	-	-
F43301	Painting and related work	4	-	-	-	-	-	-
F43302	Floor and wall tiling or covering with other material	s	s	s	s	s	-	-
F43309	Other building completion and finishing activities	15	-	-	-	-	-	-
F43900	Other specialized construction activities	30	-	-	-	-	-	-
	National Capital Region	437	7,018	-	-	7,018	-	-
F41001	Residential (dwelling) building constructions	32	-	-	-	-	-	-
F41002	Non-residential building constructions	64	-	-	-	-	-	-
F42100	Construction of roads and railways	168	7,018	-	-	7,018	-	-
F42200	Construction of utility projects	12	-	-	-	-	-	-
F42900	Construction of other civil engineering projects	s	s	s	s	s	-	-
F43210	Electrical installation	86	-	-	-	-	-	-
F43220	Plumbing, heat and air-conditioning installation	15	-	-	-	-	-	-
F43290	Other construction installation	17	-	-	-	-	-	-
F43301	Painting and related work	4	-	-	-	-	-	-
F43302	Floor and wall tiling or covering with other material	s	s	s	s	s	-	-
F43309	Other building completion and finishing activities	12	-	-	-	-	-	-
F43900	Other specialized construction activities	20	-	-	-	-	-	-
	Cordillera Administrative Region	9	-	-	-	-	-	-
F41002	Non-residential building constructions	s	-	-	-	-	-	-
F42100	Construction of roads and railways	s	-	-	-	-	-	-
	I - Ilocos Region	7	-	-	-	-	-	-
F41001	Residential (dwelling) building constructions	}	3	-	-	-	-	-
F41002	Non-residential building constructions							
F42100	Construction of roads and railways	4	-	-	-	-	-	-
	II - Cagayan Valley	7	204	132	10	62	-	-
F41001	Residential (dwelling) building constructions	s	s	s	s	s	-	-
F41002	Non-residential building constructions	s	s	s	s	s	-	-
F42100	Construction of roads and railways	3	-	-	-	-	-	-
F42900	Construction of other civil engineering projects	s	s	s	s	s	-	-

TABLE 6a.1 Number of Establishments and Capital Expenditures for Directly Imported Tangible Fixed Assets by Type for Construction Establishments with Total Employment of 20 and Over by Region and Industry Sub-Class: Philippines, 2010 *(Continued)*

(Value in thousand pesos. Details may not add up to total due to rounding and/or statistical disclosure control)

2009 PSIC Code	Region/ Industry Description	Number of Establish- ments	Directly Imported Tangible Fixed Assets					
			Total	Transport Equipment	ICT Machinery and Equipment	Other Machinery and Equipment	Valuables	Other Tangible Fixed Assets
		(1)	(2)	(3)	(4)	(5)	(6)	(7)
	III - Central Luzon	54	-	-	-	-	-	-
F41001	Residential (dwelling) building constructions	10	-	-	-	-	-	-
F41002	Non-residential building constructions	6	-	-	-	-	-	-
F42100	Construction of roads and railways	34	-	-	-	-	-	-
F42200	Construction of utility projects	s	-	-	-	-	-	-
F42900	Construction of other civil engineering projects	s	-	-	-	-	-	-
F43210	Electrical installation	s	-	-	-	-	-	-
F43309	Other building completion and finishing activities	s	-	-	-	-	-	-
	IVA - CALABARZON	70	-	-	-	-	-	-
F41001	Residential (dwelling) building constructions	10	-	-	-	-	-	-
F41002	Non-residential building constructions	7	-	-	-	-	-	-
F42100	Construction of roads and railways	26	-	-	-	-	-	-
F42200	Construction of utility projects	s	-	-	-	-	-	-
F43210	Electrical installation	15	-	-	-	-	-	-
F43220	Plumbing, heat and air-conditioning installation	s	-	-	-	-	-	-
F43290	Other construction installation	s	-	-	-	-	-	-
F43309	Other building completion and finishing activities	s	-	-	-	-	-	-
F43900	Other specialized construction activities	5	-	-	-	-	-	-
	IVB - MIMAROPA	7	-	-	-	-	-	-
F42100	Construction of roads and railways	7	-	-	-	-	-	-
	V - Bicol Region	10	-	-	-	-	-	-
F41001	Residential (dwelling) building constructions	s	-	-	-	-	-	-
F42100	Construction of roads and railways	s	-	-	-	-	-	-
	VI - Western Visayas	15	-	-	-	-	-	-
F41002	Non-residential building constructions	s	-	-	-	-	-	-
F42100	Construction of roads and railways	10	-	-	-	-	-	-
F42900	Construction of other civil engineering projects	s	-	-	-	-	-	-
F43120	Site preparation	s	-	-	-	-	-	-
F43210	Electrical installation	s	-	-	-	-	-	-
	VII - Central Visayas	47	-	-	-	-	-	-
F41001	Residential (dwelling) building constructions	3	-	-	-	-	-	-
F41002	Non-residential building constructions	10	-	-	-	-	-	-
F42100	Construction of roads and railways	19	-	-	-	-	-	-
F42200	Construction of utility projects	s	-	-	-	-	-	-
F43210	Electrical installation	5	-	-	-	-	-	-
F43220	Plumbing, heat and air-conditioning installation	s	-	-	-	-	-	-
F43290	Other construction installation	s	-	-	-	-	-	-
F43309	Other building completion and finishing activities	s	-	-	-	-	-	-
F43900	Other specialized construction activities	5	-	-	-	-	-	-

TABLE 6a.1 Number of Establishments and Capital Expenditures for Directly Imported Tangible Fixed Assets by Type for Construction Establishments with Total Employment of 20 and Over by Region and Industry Sub-Class: Philippines, 2010 *(Concluded)*

(Value in thousand pesos. Details may not add up to total due to rounding and/or statistical disclosure control)

2009 PSIC Code	Region/ Industry Description	Number of Establish- ments	Directly Imported Tangible Fixed Assets					
			Total	Transport Equipment	ICT Machinery and Equipment	Other Machinery and Equipment	Valuables	Other Tangible Fixed Assets
		(1)	(2)	(3)	(4)	(5)	(6)	(7)
	VIII - Eastern Visayas	8	-	-	-	-	-	-
F41002	Non-residential building constructions	s	-	-	-	-	-	-
F42100	Construction of roads and railways	5	-	-	-	-	-	-
F42200	Construction of utility projects	s	-	-	-	-	-	-
F42900	Construction of other civil engineering projects	s	-	-	-	-	-	-
	IX - Zamboanga Peninsula	11	-	-	-	-	-	-
F41002	Non-residential building constructions	4	-	-	-	-	-	-
F42100	Construction of roads and railways	7	-	-	-	-	-	-
	X - Northern Mindanao	21	-	-	-	-	-	-
F41001	Residential (dwelling) building constructions	3	-	-	-	-	-	-
F41002	Non-residential building constructions							
F42100	Construction of roads and railways	15	-	-	-	-	-	-
F42900	Construction of other civil engineering projects	s	-	-	-	-	-	-
F43210	Electrical installation	s	-	-	-	-	-	-
	XI - Davao Region	19	-	-	-	-	-	-
F41001	Residential (dwelling) building constructions	s	-	-	-	-	-	-
F41002	Non-residential building constructions	4	-	-	-	-	-	-
F42100	Construction of roads and railways	9	-	-	-	-	-	-
F42200	Construction of utility projects	s	-	-	-	-	-	-
F43210	Electrical installation	s	-	-	-	-	-	-
	XII - SOCCSKSARGEN a/	7	-	-	-	-	-	-
F41002	Non-residential building constructions	s	-	-	-	-	-	-
F42100	Construction of roads and railways	s	-	-	-	-	-	-
F42900	Construction of other civil engineering projects	s	-	-	-	-	-	-
	Autonomous Region in Muslim Mindanao	b/	-	-	-	-	-	-
F42900	Construction of other civil engineering projects	c/	-	-	-	-	-	-
	XIII - Caraga	5	-	-	-	-	-	-
F42100	Construction of roads and railways	5	-	-	-	-	-	-

a/ - Includes data of ARMM

b/ - Data combined with Region XII-SOCCSKSARGEN

c/ - Data combined with F42900 of Region XII-SOCCSKSARGEN

TABLE 6a.2 Number of Establishments and Capital Expenditures for Tangible Fixed Assets by Mode of Acquisition for Construction Establishments with Total Employment of 20 and Over by Region and Industry Sub-Class: Philippines, 2010

(Value in thousand pesos. Details may not add up to total due to rounding and/or statistical disclosure control)

2009 PSIC Code	Region/ Industry Description	Number of Establishments	Capital Expenditures for Tangible Fixed Assets by Mode of Acquisition				
			Total	New Tangible Fixed Assets	Major Alterations and Improvements	Land and Used Fixed Assets	Produced on Own Account
		(1)	(2)	(3)	(4)	(5)	(6)
	Philippines	734	3,249,040	2,733,432	393,571	97,196	24,842
F41001	Residential (dwelling) building constructions	63	125,550	114,646	5,095	5,809	-
F41002	Non-residential building constructions	104	999,751	952,316	44,930	2,505	-
F42100	Construction of roads and railways	333	1,346,408	1,024,620	221,953	78,882	20,953
F42200	Construction of utility projects	19	73,541	68,455	5,086	-	-
F42900	Construction of other civil engineering projects	13	103,630	91,520	2,000	10,000	110
F43120	Site preparation	s	s	s	s	s	s
F43210	Electrical installation	111	325,509	302,425	23,084	-	-
F43220	Plumbing, heat and air-conditioning installation	17	16,875	14,103	2,772	-	-
F43290	Other construction installation	22	107,647	26,396	81,251	-	-
F43301	Painting and related work	4	362	362	-	-	-
F43302	Floor and wall tiling or covering with other material	s	s	s	s	s	s
F43309	Other building completion and finishing activities	15	10,836	6,138	4,698	-	-
F43900	Other specialized construction activities	30	132,111	127,630	702	-	3,779
	National Capital Region	437	2,230,931	2,058,384	154,823	16,814	911
F41001	Residential (dwelling) building constructions	32	70,597	59,894	4,894	5,809	-
F41002	Non-residential building constructions	64	819,155	789,057	29,093	1,005	-
F42100	Construction of roads and railways	168	621,431	614,992	6,440	-	-
F42200	Construction of utility projects	12	73,541	68,455	5,086	-	-
F42900	Construction of other civil engineering projects	s	s	s	s	s	s
F43210	Electrical installation	86	300,672	280,342	20,330	-	-
F43220	Plumbing, heat and air-conditioning installation	15	16,875	14,103	2,772	-	-
F43290	Other construction installation	17	107,397	26,146	81,251	-	-
F43301	Painting and related work	4	362	362	-	-	-
F43302	Floor and wall tiling or covering with other material	s	s	s	s	s	s
F43309	Other building completion and finishing activities	12	10,836	6,138	4,698	-	-
F43900	Other specialized construction activities	20	119,614	118,443	260	-	911
	Cordillera Administrative Region	9	132,866	117,853	15,013	-	-
F41002	Non-residential building constructions	s	s	s	s	-	-
F42100	Construction of roads and railways	s	s	s	s	-	-
	I - Ilocos Region	7	-	-	-	-	-
F41001	Residential (dwelling) building constructions }	3	-	-	-	-	-
F41002	Non-residential building constructions }						
F42100	Construction of roads and railways	4	-	-	-	-	-
	II - Cagayan Valley	7	14,833	11,223	2,000	1,500	110
F41001	Residential (dwelling) building constructions	s	s	s	s	s	s
F41002	Non-residential building constructions	s	s	s	s	s	s
F42100	Construction of roads and railways	3	900	900	-	-	-
F42900	Construction of other civil engineering projects	s	s	s	s	s	

TABLE 6a.2 Number of Establishments and Capital Expenditures for Tangible Fixed Assets by Mode of Acquisition for Construction Establishments with Total Employment of 20 and Over by Region and Industry Sub-Class: Philippines, 2010 *(Continued)*

(Value in thousand pesos. Details may not add up to total due to rounding and/or statistical disclosure control)

2009 PSIC Code	Region/ Industry Description	Number of Establishments	Capital Expenditures for Tangible Fixed Assets by Mode of Acquisition				
			Total	New Tangible Fixed Assets	Major Alterations and Improvements	Land and Used Fixed Assets	Produced on Own Account
		(1)	(2)	(3)	(4)	(5)	(6)
	III - Central Luzon	54	111,592	95,768	15,824	-	-
F41001	Residential (dwelling) building constructions	10	3,632	3,632	-	-	-
F41002	Non-residential building constructions	6	96,557	80,733	15,824	-	-
F42100	Construction of roads and railways	34	9,681	9,681	-	-	-
F42200	Construction of utility projects	s	s	s	s	-	-
F42900	Construction of other civil engineering projects	s	s	s	s	-	-
F43210	Electrical installation	s	s	s	s	-	-
F43309	Other building completion and finishing activities	s	s	s	s	-	-
	IVA - CALABARZON	70	80,944	78,037	2,907	-	-
F41001	Residential (dwelling) building constructions	10	15,521	15,521	-	-	-
F41002	Non-residential building constructions	7	7,671	7,671	-	-	-
F42100	Construction of roads and railways	26	26,275	26,275	-	-	-
F42200	Construction of utility projects	s	s	s	s	-	-
F43210	Electrical installation	15	22,073	19,608	2,465	-	-
F43220	Plumbing, heat and air-conditioning installation	s	s	s	s	-	-
F43290	Other construction installation	s	s	s	s	-	-
F43309	Other building completion and finishing activities	s	s	s	s	-	-
F43900	Other specialized construction activities	5	9,154	8,712	442	-	-
	IVB - MIMAROPA	7	-	-	-	-	-
F42100	Construction of roads and railways	7	-	-	-	-	-
	V - Bicol Region	10	114,302	5,697	108,272	333	-
F41001	Residential (dwelling) building constructions	s	s	s	s	s	-
F42100	Construction of roads and railways	s	s	s	s	s	-
	VI - Western Visayas	15	23,269	21,269	2,000	-	-
F41002	Non-residential building constructions	s	s	s	s	-	-
F42100	Construction of roads and railways	10	9,879	9,879	-	-	-
F42900	Construction of other civil engineering projects	s	s	s	s	-	-
F43120	Site preparation	s	s	s	s	-	-
F43210	Electrical installation	s	s	s	s	-	-
	VII - Central Visayas	47	273,292	177,386	73,303	19,736	2,867
F41001	Residential (dwelling) building constructions	3	2,795	2,795	-	-	-
F41002	Non-residential building constructions	10	65,484	65,484	-	-	-
F42100	Construction of roads and railways	19	201,430	108,630	73,064	19,736	-
F42200	Construction of utility projects	s	s	s	s	s	s
F43210	Electrical installation	5	238	-	238	-	-
F43220	Plumbing, heat and air-conditioning installation	s	s	s	s	s	s
F43290	Other construction installation	s	s	s	s	s	s
F43309	Other building completion and finishing activities	s	s	s	s	s	s
F43900	Other specialized construction activities	5	3,343	476	-	-	2,867

TABLE 6a.2 Number of Establishments and Capital Expenditures for Tangible Fixed Assets by Mode of Acquisition for Construction Establishments with Total Employment of 20 and Over by Region and Industry Sub-Class: Philippines, 2010 *(Concluded)*

(Value in thousand pesos. Details may not add up to total due to rounding and/or statistical disclosure control)

2009 PSIC Code	Region/ Industry Description	Number of Establishments	Capital Expenditures for Tangible Fixed Assets by Mode of Acquisition				
			Total	New Tangible Fixed Assets	Major Alterations and Improvements	Land and Used Fixed Assets	Produced on Own Account
		(1)	(2)	(3)	(4)	(5)	(6)
	VIII - Eastern Visayas	8	40,370	30,860	9,511	-	-
F41002	Non-residential building constructions	s	s	s	s	-	-
F42100	Construction of roads and railways	5	36,958	27,448	9,511	-	-
F42200	Construction of utility projects	s	s	s	s	-	-
F42900	Construction of other civil engineering projects	s	s	s	s	-	-
	IX - Zamboanga Peninsula	11	-	-	-	-	-
F41002	Non-residential building constructions	4	-	-	-	-	-
F42100	Construction of roads and railways	7	-	-	-	-	-
	X - Northern Mindanao	21	99,806	21,991	50	56,812	20,953
F41001	Residential (dwelling) building constructions	3	-	-	-	-	-
F41002	Non-residential building constructions						
F42100	Construction of roads and railways	15	98,602	20,837	-	56,812	20,953
F42900	Construction of other civil engineering projects	s	s	s	s	s	s
F43210	Electrical installation	s	s	s	s	s	s
	XI - Davao Region	19	43,998	39,130	2,868	2,000	-
F41001	Residential (dwelling) building constructions	s	s	s	s	s	-
F41002	Non-residential building constructions	4	-	-	-	-	-
F42100	Construction of roads and railways	9	18,667	14,000	2,667	2,000	-
F42200	Construction of utility projects	s	s	s	s	s	-
F43210	Electrical installation	s	s	s	s	s	-
	XII - SOCCSKSARGEN a/	7	21,221	14,221	7,000	-	-
F41002	Non-residential building constructions	s	s	s	s	-	-
F42100	Construction of roads and railways	s	s	s	s	-	-
F42900	Construction of other civil engineering projects	s	s	s	s	-	-
	Autonomous Region in Muslim Mindanao	b/	b/	b/	b/	-	-
F42900	Construction of other civil engineering projects	c/	c/	c/	c/	-	-
	XIII - Caraga	5	61,616	61,616	-	-	-
F42100	Construction of roads and railways	5	61,616	61,616	-	-	-

a/ - Includes data of ARMM

b/ - Data combined with Region XII-SOCCSKSARGEN

c/ - Data combined with F42900 of Region XII-SOCCSKSARGEN

TABLE 6a.3 Number of Establishments and Capital Expenditures for Intangible Assets for Construction Establishments
with Total Employment of 20 and Over by Region and Industry Sub-Class: Philippines, 2010

(Value in thousand pesos. Details may not add up to total due to rounding and/or statistical disclosure control)

2009 PSIC Code	Region/ Industry Description	Number of Establishments	Capital Expenditures for Intangible Assets				
			Total	Intangible Non-produced Assets	Computer Software and Data Bases	Entertainment, Literary and Artistic Originals	Other Intangible Assets
		(1)	(2)	(3)	(4)	(5)	(6)
	Philippines	734	8,889	117	8,772	-	-
F41001	Residential (dwelling) building constructions	63	-	-	-	-	-
F41002	Non-residential building constructions	104	5,995	-	5,995	-	-
F42100	Construction of roads and railways	333	794	117	678	-	-
F42200	Construction of utility projects	19	-	-	-	-	-
F42900	Construction of other civil engineering projects	13	565	-	565	-	-
F43120	Site preparation	s	s	s	s	-	-
F43210	Electrical installation	111	1,432	-	1,432	-	-
F43220	Plumbing, heat and air-conditioning installation	17	22	-	22	-	-
F43290	Other construction installation	22	-	-	-	-	-
F43301	Painting and related work	4	-	-	-	-	-
F43302	Floor and wall tiling or covering with other material	s	s	s	s	-	-
F43309	Other building completion and finishing activities	15	80	-	80	-	-
F43900	Other specialized construction activities	30	-	-	-	-	-
	National Capital Region	437	7,805	-	7,805	-	-
F41001	Residential (dwelling) building constructions	32	-	-	-	-	-
F41002	Non-residential building constructions	64	5,079	-	5,079	-	-
F42100	Construction of roads and railways	168	628	-	628	-	-
F42200	Construction of utility projects	12	-	-	-	-	-
F42900	Construction of other civil engineering projects	s	s	-	s	-	-
F43210	Electrical installation	86	1,432	-	1,432	-	-
F43220	Plumbing, heat and air-conditioning installation	15	22	-	22	-	-
F43290	Other construction installation	17	-	-	-	-	-
F43301	Painting and related work	4	-	-	-	-	-
F43302	Floor and wall tiling or covering with other material	s	s	-	s	-	-
F43309	Other building completion and finishing activities	12	80	-	80	-	-
F43900	Other specialized construction activities	20	-	-	-	-	-
	Cordillera Administrative Region	9	30	-	30	-	-
F41002	Non-residential building constructions	s	s	-	s	-	-
F42100	Construction of roads and railways	s	s	-	s	-	-
	I - Ilocos Region	7	-	-	-	-	-
F41001	Residential (dwelling) building constructions	}	3	-	-	-	-
F41002	Non-residential building constructions						
F42100	Construction of roads and railways						
	II - Cagayan Valley	7	-	-	-	-	-
F41001	Residential (dwelling) building constructions	s	-	-	-	-	-
F41002	Non-residential building constructions	s	-	-	-	-	-
F42100	Construction of roads and railways	3	-	-	-	-	-
F42900	Construction of other civil engineering projects	s	-	-	-	-	-

TABLE 6a.3 Number of Establishments, Capital Expenditures for Intangible Assets for Construction Establishments with Total Employment of 20 and Over by Region and Industry Sub-Class: Philippines, 2010 *(Continued)*

(Value in thousand pesos. Details may not add up to total due to rounding and/or statistical disclosure control)

2009 PSIC Code	Region/ Industry Description	Number of Establishments	Capital Expenditures for Intangible Assets				
			Total	Intangible Non-produced Assets	Computer Software and Data Bases	Entertainment, Literary and Artistic Originals	Other Intangible Assets
		(1)	(2)	(3)	(4)	(5)	(6)
	III - Central Luzon	54	-	-	-	-	-
F41001	Residential (dwelling) building constructions	10	-	-	-	-	-
F41002	Non-residential building constructions	6	-	-	-	-	-
F42100	Construction of roads and railways	34	-	-	-	-	-
F42200	Construction of utility projects	s	-	-	-	-	-
F42900	Construction of other civil engineering projects	s	-	-	-	-	-
F43210	Electrical installation	s	-	-	-	-	-
F43309	Other building completion and finishing activities	s	-	-	-	-	-
	IVA - CALABARZON	70	-	-	-	-	-
F41001	Residential (dwelling) building constructions	10	-	-	-	-	-
F41002	Non-residential building constructions	7	-	-	-	-	-
F42100	Construction of roads and railways	26	-	-	-	-	-
F42200	Construction of utility projects	s	-	-	-	-	-
F43210	Electrical installation	15	-	-	-	-	-
F43220	Plumbing, heat and air-conditioning installation	s	-	-	-	-	-
F43290	Other construction installation	s	-	-	-	-	-
F43309	Other building completion and finishing activities	s	-	-	-	-	-
F43900	Other specialized construction activities	5	-	-	-	-	-
	IVB - MIMAROPA	7	-	-	-	-	-
F42100	Construction of roads and railways	7	-	-	-	-	-
	V - Bicol Region	10	167	117	50	-	-
F41001	Residential (dwelling) building constructions	s	s	s	s	-	-
F42100	Construction of roads and railways	s	s	s	s	-	-
	VI - Western Visayas	15	-	-	-	-	-
F41002	Non-residential building constructions	s	-	-	-	-	-
F42100	Construction of roads and railways	10	-	-	-	-	-
F42900	Construction of other civil engineering projects	s	-	-	-	-	-
F43120	Site preparation	s	-	-	-	-	-
F43210	Electrical installation	s	-	-	-	-	-
	VII - Central Visayas	47	887	-	887	-	-
F41001	Residential (dwelling) building constructions	3	-	-	-	-	-
F41002	Non-residential building constructions	10	887	-	887	-	-
F42100	Construction of roads and railways	19	-	-	-	-	-
F42200	Construction of utility projects	s	s	-	s	-	-
F43210	Electrical installation	5	-	-	-	-	-
F43220	Plumbing, heat and air-conditioning installation	s	s	-	s	-	-
F43290	Other construction installation	s	s	-	s	-	-
F43309	Other building completion and finishing activities	s	s	-	s	-	-
F43900	Other specialized construction activities	5	-	-	-	-	-

TABLE 6a.3 Number of Establishments, Capital Expenditures for Intangible Assets for Construction Establishments with Total Employment of 20 and Over by Region and Industry Sub-Class: Philippines, 2010 *(Concluded)*

(Value in thousand pesos. Details may not add up to total due to rounding and/or statistical disclosure control)

2009 PSIC Code	Region/ Industry Description	Number of Establishments	Capital Expenditures for Intangible Assets				
			Total	Intangible Non-produced Assets	Computer Software and Data Bases	Entertainment, Literary and Artistic Originals	Other Intangible Assets
		(1)	(2)	(3)	(4)	(5)	(6)
	VIII - Eastern Visayas	8	-	-	-	-	-
F41002	Non-residential building constructions	s	-	-	-	-	-
F42100	Construction of roads and railways	5	-	-	-	-	-
F42200	Construction of utility projects	s	-	-	-	-	-
F42900	Construction of other civil engineering projects	s	-	-	-	-	-
	IX - Zamboanga Peninsula	11	-	-	-	-	-
F41002	Non-residential building constructions	4	-	-	-	-	-
F42100	Construction of roads and railways	7	-	-	-	-	-
	X - Northern Mindanao	21	-	-	-	-	-
F41001	Residential (dwelling) building constructions	3	-	-	-	-	-
F41002	Non-residential building constructions		-	-	-	-	-
F42100	Construction of roads and railways	15	-	-	-	-	-
F42900	Construction of other civil engineering projects	s	-	-	-	-	-
F43210	Electrical installation	s	-	-	-	-	-
	XI - Davao Region	19	-	-	-	-	-
F41001	Residential (dwelling) building constructions	s	-	-	-	-	-
F41002	Non-residential building constructions	4	-	-	-	-	-
F42100	Construction of roads and railways	9	-	-	-	-	-
F42200	Construction of utility projects	s	-	-	-	-	-
F43210	Electrical installation	s	-	-	-	-	-
	XII - SOCCSKSARGEN a/	7	-	-	-	-	-
F41002	Non-residential building constructions	s	-	-	-	-	-
F42100	Construction of roads and railways	s	-	-	-	-	-
F42900	Construction of other civil engineering projects	s	-	-	-	-	-
	Autonomous Region in Muslim Mindanao	b/	-	-	-	-	-
F42900	Construction of other civil engineering projects	c/	-	-	-	-	-
	XIII - Caraga	5	-	-	-	-	-
F42100	Construction of roads and railways	5	-	-	-	-	-

a/ - Includes data of ARMM

b/ - Data combined with Region XII-SOCCSKSARGEN

c/ - Data combined with F42900 of Region XII-SOCCSKSARGEN

TABLE 7a Number of Establishments and Gross Addition to Tangible Fixed Assets for Construction Establishments with Total Employment of 20 and Over by Region and Industry Sub-Class: Philippines, 2010

(Value in thousand pesos. Details may not add up to total due to rounding and/or statistical disclosure control)

2009 PSIC Code	Region/ Industry Description	Number of Establishments	Gross Addition to Tangible Fixed Assets	Capital Expenditures for Tangible Fixed Assets	Sale of Tangible Fixed Assets
		(1)	(2)	(3)	(4)
	Philippines	734	3,016,859	3,249,040	232,181
F41001	Residential (dwelling) building constructions	63	125,550	125,550	-
F41002	Non-residential building constructions	104	940,587	999,751	59,164
F42100	Construction of roads and railways	333	1,225,294	1,346,408	121,115
F42200	Construction of utility projects	19	71,338	73,541	2,203
F42900	Construction of other civil engineering projects	13	103,452	103,630	178
F43120	Site preparation	s	s	s	s
F43210	Electrical installation	111	282,157	325,509	43,352
F43220	Plumbing, heat and air-conditioning installation	17	16,875	16,875	-
F43290	Other construction installation	22	101,478	107,647	6,169
F43301	Painting and related work	4	362	362	-
F43302	Floor and wall tiling or covering with other material	s	s	s	s
F43309	Other building completion and finishing activities	15	10,836	10,836	-
F43900	Other specialized construction activities	30	132,111	132,111	-
	National Capital Region	437	2,020,745	2,230,931	210,186
F41001	Residential (dwelling) building constructions	32	70,597	70,597	-
F41002	Non-residential building constructions	64	774,344	819,155	44,811
F42100	Construction of roads and railways	168	507,200	621,431	114,231
F42200	Construction of utility projects	12	71,338	73,541	2,203
F42900	Construction of other civil engineering projects	s	s	s	s
F43210	Electrical installation	86	257,900	300,672	42,772
F43220	Plumbing, heat and air-conditioning installation	15	16,875	16,875	-
F43290	Other construction installation	17	101,228	107,397	6,169
F43301	Painting and related work	4	362	362	-
F43302	Floor and wall tiling or covering with other material	s	s	s	s
F43309	Other building completion and finishing activities	12	10,836	10,836	-
F43900	Other specialized construction activities	20	119,614	119,614	-
	Cordillera Administrative Region	9	132,866	132,866	-
F41002	Non-residential building constructions	s	s	s	-
F42100	Construction of roads and railways	s	s	s	-
	I - Ilocos Region	7	-	-	-
F41001	Residential (dwelling) building constructions }	3	-	-	-
F41002	Non-residential building constructions }				
F42100	Construction of roads and railways	4	-	-	-
	II - Cagayan Valley	7	14,655	14,833	178
F41001	Residential (dwelling) building constructions	s	s	s	s
F41002	Non-residential building constructions	s	s	s	s
F42100	Construction of roads and railways	3	900	900	-
F42900	Construction of other civil engineering projects	s	s	s	s

TABLE 7a Number of Establishments and Gross Addition to Tangible Fixed Assets for Construction Establishments with Total Employment of 20 and Over by Region and Industry Sub-Class: Philippines, 2010 *(Continued)*

(Value in thousand pesos. Details may not add up to total due to rounding and/or statistical disclosure control)

2009 PSIC Code	Region/ Industry Description	Number of Establishments	Gross Addition to Tangible Fixed Assets	Capital Expenditures for Tangible Fixed Assets	Sale of Tangible Fixed Assets
		(1)	(2)	(3)	(4)
	III - Central Luzon	54	111,592	111,592	-
F41001	Residential (dwelling) building constructions	10	3,632	3,632	-
F41002	Non-residential building constructions	6	96,557	96,557	-
F42100	Construction of roads and railways	34	9,681	9,681	-
F42200	Construction of utility projects	S	S	S	-
F42900	Construction of other civil engineering projects	S	S	S	-
F43210	Electrical installation	S	S	S	-
F43309	Other building completion and finishing activities	S	S	S	-
	IVA - CALABARZON	70	80,364	80,944	580
F41001	Residential (dwelling) building constructions	10	15,521	15,521	-
F41002	Non-residential building constructions	7	7,671	7,671	-
F42100	Construction of roads and railways	26	26,275	26,275	-
F42200	Construction of utility projects	S	S	S	S
F43210	Electrical installation	15	21,493	22,073	580
F43220	Plumbing, heat and air-conditioning installation	S	S	S	S
F43290	Other construction installation	S	S	S	S
F43309	Other building completion and finishing activities	S	S	S	S
F43900	Other specialized construction activities	5	9,154	9,154	-
	IVB - MIMAROPA	7	-	-	-
F42100	Construction of roads and railways	7	-	-	-
	V - Bicol Region	10	114,302	114,302	-
F41001	Residential (dwelling) building constructions	S	S	S	-
F42100	Construction of roads and railways	S	S	S	-
	VI - Western Visayas	15	23,269	23,269	-
F41002	Non-residential building constructions	S	S	S	-
F42100	Construction of roads and railways	10	9,879	9,879	-
F42900	Construction of other civil engineering projects	S	S	S	-
F43120	Site preparation	S	S	S	-
F43210	Electrical installation	S	S	S	-
	VII - Central Visayas	47	258,938	273,292	14,354
F41001	Residential (dwelling) building constructions	3	2,795	2,795	-
F41002	Non-residential building constructions	10	51,131	65,484	14,354
F42100	Construction of roads and railways	19	201,430	201,430	-
F42200	Construction of utility projects	S	S	S	S
F43210	Electrical installation	5	238	238	-
F43220	Plumbing, heat and air-conditioning installation	S	S	S	S
F43290	Other construction installation	S	S	S	S
F43309	Other building completion and finishing activities	S	S	S	S
F43900	Other specialized construction activities	5	3,343	3,343	-

TABLE 7a Number of Establishments and Gross Addition to Tangible Fixed Assets for Construction Establishments with Total Employment of 20 and Over by Region and Industry Sub-Class: Philippines, 2010 *(Concluded)*

(Value in thousand pesos. Details may not add up to total due to rounding and/or statistical disclosure control)

2009 PSIC Code	Region/ Industry Description	Number of Establishments	Gross Addition to Tangible Fixed Assets	Capital Expenditures for Tangible Fixed Assets	Sale of Tangible Fixed Assets
		(1)	(2)	(3)	(4)
	VIII - Eastern Visayas	8	40,370	40,370	-
F41002	Non-residential building constructions	S	S	S	-
F42100	Construction of roads and railways	5	36,958	36,958	-
F42200	Construction of utility projects	S	S	S	-
F42900	Construction of other civil engineering projects	S	S	S	-
	IX - Zamboanga Peninsula	11	-	-	-
F41002	Non-residential building constructions	4	-	-	-
F42100	Construction of roads and railways	7	-	-	-
	X - Northern Mindanao	21	99,806	99,806	-
F41001	Residential (dwelling) building constructions	3	-	-	-
F41002	Non-residential building constructions				
F42100	Construction of roads and railways	15	98,602	98,602	-
F42900	Construction of other civil engineering projects	S	S	S	-
F43210	Electrical installation	S	S	S	-
	XI - Davao Region	19	43,998	43,998	-
F41001	Residential (dwelling) building constructions	S	S	S	-
F41002	Non-residential building constructions	4	-	-	-
F42100	Construction of roads and railways	9	18,667	18,667	-
F42200	Construction of utility projects	S	S	S	-
F43210	Electrical installation	S	S	S	-
	XII - SOCCSKSARGEN a/	7	21,221	21,221	-
F41002	Non-residential building constructions	S	S	S	-
F42100	Construction of roads and railways	S	S	S	-
F42900	Construction of other civil engineering projects	S	S	S	-
	Autonomous Region in Muslim Mindanao	b/	b/	b/	-
F42900	Construction of other civil engineering projects	c/	c/	c/	-
	XIII - Caraga	5	54,733	61,616	6,884
F42100	Construction of roads and railways	5	54,733	61,616	6,884

a/ - Includes data of ARMM

b/ - Data combined with Region XII-SOCCSKSARGEN

c/ - Data combined with F42900 of Region XII-SOCCSKSARGEN

TABLE 7a.1 Number of Establishments and Sale of Tangible Fixed Assets by Type for Construction Establishments with Total Employment of 20 and Over by Region and Industry Sub-Class: Philippines, 2010

(Value in thousand pesos. Details may not add up to total due to rounding and/or statistical disclosure control)

2009 PSIC Code	Region/ Industry Description	Number of Establishments	Sale of Tangible Fixed Assets		
			Total	Land	Buildings, Other Structures and Land Improvements
			(1)	(2)	(3)
	Philippines	734	232,181	50,705	58,872
F41001	Residential (dwelling) building constructions	63	-	-	-
F41002	Non-residential building constructions	104	59,164	-	40,000
F42100	Construction of roads and railways	333	121,115	44,144	8,200
F42200	Construction of utility projects	19	2,203	-	-
F42900	Construction of other civil engineering projects	13	178	-	-
F43120	Site preparation	S	S	S	S
F43210	Electrical installation	111	43,352	6,560	10,672
F43220	Plumbing, heat and air-conditioning installation	17	-	-	-
F43290	Other construction installation	22	6,169	-	-
F43301	Painting and related work	4	-	-	-
F43302	Floor and wall tiling or covering with other material	S	S	S	S
F43309	Other building completion and finishing activities	15	-	-	-
F43900	Other specialized construction activities	30	-	-	-
	National Capital Region	437	210,186	43,821	58,872
F41001	Residential (dwelling) building constructions	32	-	-	-
F41002	Non-residential building constructions	64	44,811	-	40,000
F42100	Construction of roads and railways	168	114,231	37,261	8,200
F42200	Construction of utility projects	12	2,203	-	-
F42900	Construction of other civil engineering projects	S	S	S	S
F43210	Electrical installation	86	42,772	6,560	10,672
F43220	Plumbing, heat and air-conditioning installation	15	-	-	-
F43290	Other construction installation	17	6,169	-	-
F43301	Painting and related work	4	-	-	-
F43302	Floor and wall tiling or covering with other material	S	-	-	-
F43309	Other building completion and finishing activities	12	-	-	-
F43900	Other specialized construction activities	20	-	-	-
	Cordillera Administrative Region	9	-	-	-
F41002	Non-residential building constructions	S	-	-	-
F42100	Construction of roads and railways	S	-	-	-
	I - Ilocos Region	7	-	-	-
F41001	Residential (dwelling) building constructions }	3	-	-	-
F41002	Non-residential building constructions }				
F42100	Construction of roads and railways	4	-	-	-
	II - Cagayan Valley	7	178	-	-
F41001	Residential (dwelling) building constructions	S	S	-	-
F41002	Non-residential building constructions	S	S	-	-
F42100	Construction of roads and railways	3	-	-	-
F42900	Construction of other civil engineering projects	S	S	-	-

TABLE 7a.1 Number of Establishments and Sale of Tangible Fixed Assets by Type for Construction Establishments with Total Employment of 20 and Over by Region and Industry Sub-Class: Philippines, 2010 *(Continued)*

(Value in thousand pesos. Details may not add up to total due to rounding and/or statistical disclosure control)

2009 PSIC Code	Region/ Industry Description	Number of Establishments	Sale of Tangible Fixed Assets		
			Total	Land	Buildings, Other Structures and Land Improvements
		(1)	(2)	(3)	(4)
	III - Central Luzon	54	-	-	-
F41001	Residential (dwelling) building constructions	10	-	-	-
F41002	Non-residential building constructions	6	-	-	-
F42100	Construction of roads and railways	34	-	-	-
F42200	Construction of utility projects	S	-	-	-
F42900	Construction of other civil engineering projects	S	-	-	-
F43210	Electrical installation	S	-	-	-
F43309	Other building completion and finishing activities	S	-	-	-
	IVA - CALABARZON	70	580	-	-
F41001	Residential (dwelling) building constructions	10	-	-	-
F41002	Non-residential building constructions	7	-	-	-
F42100	Construction of roads and railways	26	-	-	-
F42200	Construction of utility projects	S	S	-	-
F43210	Electrical installation	15	580	-	-
F43220	Plumbing, heat and air-conditioning installation	S	S	-	-
F43290	Other construction installation	S	S	-	-
F43309	Other building completion and finishing activities	S	S	-	-
F43900	Other specialized construction activities	5	-	-	-
	IVB - MIMAROPA	7	-	-	-
F42100	Construction of roads and railways	7	-	-	-
	V - Bicol Region	10	-	-	-
F41001	Residential (dwelling) building constructions	S	-	-	-
F42100	Construction of roads and railways	S	-	-	-
	VI - Western Visayas	15	-	-	-
F41002	Non-residential building constructions	S	-	-	-
F42100	Construction of roads and railways	10	-	-	-
F42900	Construction of other civil engineering projects	S	-	-	-
F43120	Site preparation	S	-	-	-
F43210	Electrical installation	S	-	-	-
	VII - Central Visayas	47	14,354	-	-
F41001	Residential (dwelling) building constructions	3	-	-	-
F41002	Non-residential building constructions	10	14,354	-	-
F42100	Construction of roads and railways	19	-	-	-
F42200	Construction of utility projects	S	S	-	-
F43210	Electrical installation	5	-	-	-
F43220	Plumbing, heat and air-conditioning installation	S	S	-	-
F43290	Other construction installation	S	S	-	-
F43309	Other building completion and finishing activities	S	S	-	-
F43900	Other specialized construction activities	5	-	-	-

TABLE 7a.1 Number of Establishments and Sale of Tangible Fixed Assets by Type for Construction Establishments
with Total Employment of 20 and Over by Region and Industry Sub-Class: Philippines, 2010 *(Continued)*

(Value in thousand pesos. Details may not add up to total due to rounding and/or statistical disclosure control)

2009 PSIC Code	Region/ Industry Description	Number of Establishments	Sale of Tangible Fixed Assets		
			Total	Land	Buildings, Other Structures and Land Improvements
		(1)	(2)	(3)	(4)
	VIII - Eastern Visayas	8	-	-	-
F41002	Non-residential building constructions	5	-	-	-
F42100	Construction of roads and railways	5	-	-	-
F42200	Construction of utility projects	5	-	-	-
F42900	Construction of other civil engineering projects	5	-	-	-
	IX - Zamboanga Peninsula	11	-	-	-
F41002	Non-residential building constructions	4	-	-	-
F42100	Construction of roads and railways	7	-	-	-
	X - Northern Mindanao	21	-	-	-
F41001	Residential (dwelling) building constructions	3	-	-	-
F41002	Non-residential building constructions				
F42100	Construction of roads and railways	15	-	-	-
F42900	Construction of other civil engineering projects	5	-	-	-
F43210	Electrical installation	5	-	-	-
	XI - Davao Region	19	-	-	-
F41001	Residential (dwelling) building constructions	5	-	-	-
F41002	Non-residential building constructions	4	-	-	-
F42100	Construction of roads and railways	9	-	-	-
F42200	Construction of utility projects	5	-	-	-
F43210	Electrical installation	5	-	-	-
	XII - SOCCSKSARGEN a/	7	-	-	-
F41002	Non-residential building constructions	5	-	-	-
F42100	Construction of roads and railways	5	-	-	-
F42900	Construction of other civil engineering projects	5	-	-	-
	Autonomous Region in Muslim Mindanao	b/	-	-	-
F42900	Construction of other civil engineering projects	c/	-	-	-
	XIII - Caraga	5	6,884	6,884	-
F42100	Construction of roads and railways	5	6,884	6,884	-

TABLE 7a.1 Number of Establishments and Sale of Tangible Fixed Assets by Type for Construction Establishments with Total Employment of 20 and Over by Region and Industry Sub-Class: Philippines, 2010 *(Continued)*

(Value in thousand pesos. Details may not add up to total due to rounding and/or statistical disclosure control)

2009 PSIC Code	Region/ Industry Description	Sale of Tangible Fixed Assets				
		Transport Equipment	ICT Machinery and Equipment	Other Machinery and Equipment	Valuables	Other Tangible Fixed Assets
		(5)	(6)	(7)	(8)	(9)
	Philippines	21,624	2,090	98,739	-	152
F41001	Residential (dwelling) building constructions	-	-	-	-	-
F41002	Non-residential building constructions	5,172	2,085	11,908	-	-
F42100	Construction of roads and railways	3,623	-	65,147	-	-
F42200	Construction of utility projects	530	-	1,673	-	-
F42900	Construction of other civil engineering projects	178	-	-	-	-
F43120	Site preparation	S	S	S	-	S
F43210	Electrical installation	6,615	5	19,500	-	-
F43220	Plumbing, heat and air-conditioning installation	-	-	-	-	-
F43290	Other construction installation	5,506	-	511	-	152
F43301	Painting and related work	-	-	-	-	-
F43302	Floor and wall tiling or covering with other material	S	S	S	-	S
F43309	Other building completion and finishing activities	-	-	-	-	-
F43900	Other specialized construction activities	-	-	-	-	-
	National Capital Region	16,405	5	90,931	-	152
F41001	Residential (dwelling) building constructions	-	-	-	-	-
F41002	Non-residential building constructions	710	-	4,101	-	-
F42100	Construction of roads and railways	3,623	-	65,147	-	-
F42200	Construction of utility projects	530	-	1,673	-	-
F42900	Construction of other civil engineering projects	S	S	S	-	S
F43210	Electrical installation	6,035	5	19,500	-	-
F43220	Plumbing, heat and air-conditioning installation	-	-	-	-	-
F43290	Other construction installation	5,506	-	511	-	152
F43301	Painting and related work	-	-	-	-	-
F43302	Floor and wall tiling or covering with other material	S	S	S	-	S
F43309	Other building completion and finishing activities	-	-	-	-	-
F43900	Other specialized construction activities	-	-	-	-	-
	Cordillera Administrative Region	-	-	-	-	-
F41002	Non-residential building constructions	-	-	-	-	-
F42100	Construction of roads and railways	-	-	-	-	-
	I - Ilocos Region	-	-	-	-	-
F41001	Residential (dwelling) building constructions }	-	-	-	-	-
F41002	Non-residential building constructions }	-	-	-	-	-
F42100	Construction of roads and railways	-	-	-	-	-
	II - Cagayan Valley	178	-	-	-	-
F41001	Residential (dwelling) building constructions	S	-	-	-	-
F41002	Non-residential building constructions	S	-	-	-	-
F42100	Construction of roads and railways	-	-	-	-	-
F42900	Construction of other civil engineering projects	S	-	-	-	-

TABLE 7a.1 Number of Establishments and Sale of Tangible Fixed Assets by Type for Construction Establishments with Total Employment of 20 and Over by Region and Industry Sub-Class: Philippines, 2010 *(Continued)*

(Value in thousand pesos. Details may not add up to total due to rounding and/or statistical disclosure control)

2009 PSIC Code	Region/ Industry Description	Sale of Tangible Fixed Assets				
		Transport Equipment	ICT Machinery and Equipment	Other Machinery and Equipment	Valuables	Other Tangible Fixed Assets
		(5)	(6)	(7)	(8)	(9)
	III - Central Luzon	-	-	-	-	-
F41001	Residential (dwelling) building constructions	-	-	-	-	-
F41002	Non-residential building constructions	-	-	-	-	-
F42100	Construction of roads and railways	-	-	-	-	-
F42200	Construction of utility projects	-	-	-	-	-
F42900	Construction of other civil engineering projects	-	-	-	-	-
F43210	Electrical installation	-	-	-	-	-
F43309	Other building completion and finishing activities	-	-	-	-	-
	IVA - CALABARZON	580	-	-	-	-
F41001	Residential (dwelling) building constructions	-	-	-	-	-
F41002	Non-residential building constructions	-	-	-	-	-
F42100	Construction of roads and railways	-	-	-	-	-
F42200	Construction of utility projects	S	-	-	-	-
F43210	Electrical installation	580	-	-	-	-
F43220	Plumbing, heat and air-conditioning installation	S	-	-	-	-
F43290	Other construction installation	S	-	-	-	-
F43309	Other building completion and finishing activities	S	-	-	-	-
F43900	Other specialized construction activities	-	-	-	-	-
	IVB - MIMAROPA	-	-	-	-	-
F42100	Construction of roads and railways	-	-	-	-	-
	V - Bicol Region	-	-	-	-	-
F41001	Residential (dwelling) building constructions	-	-	-	-	-
F42100	Construction of roads and railways	-	-	-	-	-
	VI - Western Visayas	-	-	-	-	-
F41002	Non-residential building constructions	-	-	-	-	-
F42100	Construction of roads and railways	-	-	-	-	-
F42900	Construction of other civil engineering projects	-	-	-	-	-
F43120	Site preparation	-	-	-	-	-
F43210	Electrical installation	-	-	-	-	-
	VII - Central Visayas	4,462	2,085	7,807	-	-
F41001	Residential (dwelling) building constructions	-	-	-	-	-
F41002	Non-residential building constructions	4,462	2,085	7,807	-	-
F42100	Construction of roads and railways	-	-	-	-	-
F42200	Construction of utility projects	S	S	S	-	-
F43210	Electrical installation	-	-	-	-	-
F43220	Plumbing, heat and air-conditioning installation	S	S	S	-	-
F43290	Other construction installation	S	S	S	-	-
F43309	Other building completion and finishing activities	S	S	S	-	-
F43900	Other specialized construction activities	-	-	-	-	-

TABLE 7a.1 Number of Establishments and Sale of Tangible Fixed Assets by Type for Construction Establishments with Total Employment of 20 and Over by Region and Industry Sub-Class: Philippines, 2010 *(Concluded)*

(Value in thousand pesos. Details may not add up to total due to rounding and/or statistical disclosure control)

2009 PSIC Code	Region/ Industry Description	Sale of Tangible Fixed Assets				
		Transport Equipment	ICT Machinery and Equipment	Other Machinery and Equipment	Valuables	Other Tangible Fixed Assets
		(5)	(6)	(7)	(8)	(9)
	VIII - Eastern Visayas	-	-	-	-	-
F41002	Non-residential building constructions	-	-	-	-	-
F42100	Construction of roads and railways	-	-	-	-	-
F42200	Construction of utility projects	-	-	-	-	-
F42900	Construction of other civil engineering projects	-	-	-	-	-
	IX - Zamboanga Peninsula	-	-	-	-	-
F41002	Non-residential building constructions	-	-	-	-	-
F42100	Construction of roads and railways	-	-	-	-	-
	X - Northern Mindanao	-	-	-	-	-
F41001	Residential (dwelling) building constructions	}	-	-	-	-
F41002	Non-residential building constructions					
F42100	Construction of roads and railways	-	-	-	-	-
F42900	Construction of other civil engineering projects	-	-	-	-	-
F43210	Electrical installation	-	-	-	-	-
	XI - Davao Region	-	-	-	-	-
F41001	Residential (dwelling) building constructions	-	-	-	-	-
F41002	Non-residential building constructions	-	-	-	-	-
F42100	Construction of roads and railways	-	-	-	-	-
F42200	Construction of utility projects	-	-	-	-	-
F43210	Electrical installation	-	-	-	-	-
	XII - SOCCSKSARGEN a/	-	-	-	-	-
F41002	Non-residential building constructions	-	-	-	-	-
F42100	Construction of roads and railways	-	-	-	-	-
F42900	Construction of other civil engineering projects	-	-	-	-	-
	Autonomous Region in Muslim Mindanao	-	-	-	-	-
F42900	Construction of other civil engineering projects	-	-	-	-	-
	XIII - Caraga	-	-	-	-	-
F42100	Construction of roads and railways	-	-	-	-	-

a/ - Includes data of ARMM

b/ - Data combined with Region XII-SOCCSKSARGEN

c/ - Data combined with F42900 of Region XII-SOCCSKSARGEN

TABLE 7a.2 Number of Establishments and Losses and Damages to Tangible Fixed Assets by Type for Construction Establishments with Total Employment of 20 and Over by Region and Industry Sub-Class: Philippines, 2010

(Value in thousand pesos. Details may not add up to total due to rounding and/or statistical disclosure control)

2009 PSIC Code	Region/ Industry Description	Number of Establishments	Losses and Damages to Tangible Fixed Assets		
			Total	Land	Buildings, Other Structures and Land Improvements
		(1)	(2)	(3)	(4)
	Philippines	734	1,592	-	-
F41001	Residential (dwelling) building constructions	63	-	-	-
F41002	Non-residential building constructions	104	-	-	-
F42100	Construction of roads and railways	333	-	-	-
F42200	Construction of utility projects	19	-	-	-
F42900	Construction of other civil engineering projects	13	-	-	-
F43120	Site preparation	s	s	-	-
F43210	Electrical installation	111	1,592	-	-
F43220	Plumbing, heat and air-conditioning installation	17	-	-	-
F43290	Other construction installation	22	-	-	-
F43301	Painting and related work	4	-	-	-
F43302	Floor and wall tiling or covering with other material	s	s	-	-
F43309	Other building completion and finishing activities	15	-	-	-
F43900	Other specialized construction activities	30	-	-	-
	National Capital Region	437	1,592	-	-
F41001	Residential (dwelling) building constructions	32	-	-	-
F41002	Non-residential building constructions	64	-	-	-
F42100	Construction of roads and railways	168	-	-	-
F42200	Construction of utility projects	12	-	-	-
F42900	Construction of other civil engineering projects	s	s	-	-
F43210	Electrical installation	86	1,592	-	-
F43220	Plumbing, heat and air-conditioning installation	15	-	-	-
F43290	Other construction installation	17	-	-	-
F43301	Painting and related work	4	-	-	-
F43302	Floor and wall tiling or covering with other material	s	s	-	-
F43309	Other building completion and finishing activities	12	-	-	-
F43900	Other specialized construction activities	20	-	-	-
	Cordillera Administrative Region	9	-	-	-
F41002	Non-residential building constructions	s	-	-	-
F42100	Construction of roads and railways	s	-	-	-
	I - Ilocos Region	7	-	-	-
F41001	Residential (dwelling) building constructions }	3	-	-	-
F41002	Non-residential building constructions }				
F42100	Construction of roads and railways	4	-	-	-
	II - Cagayan Valley	7	-	-	-
F41001	Residential (dwelling) building constructions	s	-	-	-
F41002	Non-residential building constructions	s	-	-	-
F42100	Construction of roads and railways	3	-	-	-
F42900	Construction of other civil engineering projects	s	-	-	-

TABLE 7a.2 Number of Establishments and Losses and Damages to Tangible Fixed Assets by Type for Construction Establishments with Total Employment of 20 and Over by Region and Industry Sub-Class: Philippines, 2010 *(Continued)*

(Value in thousand pesos. Details may not add up to total due to rounding and/or statistical disclosure control)

2009 PSIC Code	Region/ Industry Description	Number of Establishments	Losses and Damages to Tangible Fixed Assets		
			Total	Land	Buildings, Other Structures and Land Improvements
		(1)	(2)	(3)	(4)
	III - Central Luzon	54	-	-	-
F41001	Residential (dwelling) building constructions	10	-	-	-
F41002	Non-residential building constructions	6	-	-	-
F42100	Construction of roads and railways	34	-	-	-
F42200	Construction of utility projects	s	-	-	-
F42900	Construction of other civil engineering projects	s	-	-	-
F43210	Electrical installation	s	-	-	-
F43309	Other building completion and finishing activities	s	-	-	-
	IVA - CALABARZON	70	-	-	-
F41001	Residential (dwelling) building constructions	10	-	-	-
F41002	Non-residential building constructions	7	-	-	-
F42100	Construction of roads and railways	26	-	-	-
F42200	Construction of utility projects	s	-	-	-
F43210	Electrical installation	15	-	-	-
F43220	Plumbing, heat and air-conditioning installation	s	-	-	-
F43290	Other construction installation	s	-	-	-
F43309	Other building completion and finishing activities	s	-	-	-
F43900	Other specialized construction activities	5	-	-	-
	IVB - MIMAROPA	7	-	-	-
F42100	Construction of roads and railways	7	-	-	-
	V - Bicol Region	10	-	-	-
F41001	Residential (dwelling) building constructions	s	-	-	-
F42100	Construction of roads and railways	s	-	-	-
	VI - Western Visayas	15	-	-	-
F41002	Non-residential building constructions	s	-	-	-
F42100	Construction of roads and railways	10	-	-	-
F42900	Construction of other civil engineering projects	s	-	-	-
F43120	Site preparation	s	-	-	-
F43210	Electrical installation	s	-	-	-
	VII - Central Visayas	47	-	-	-
F41001	Residential (dwelling) building constructions	3	-	-	-
F41002	Non-residential building constructions	10	-	-	-
F42100	Construction of roads and railways	19	-	-	-
F42200	Construction of utility projects	s	-	-	-
F43210	Electrical installation	5	-	-	-
F43220	Plumbing, heat and air-conditioning installation	s	-	-	-
F43290	Other construction installation	s	-	-	-
F43309	Other building completion and finishing activities	s	-	-	-
F43900	Other specialized construction activities	5	-	-	-

TABLE 7a.2 Number of Establishments and Losses and Damages to Tangible Fixed Assets by Type for Construction Establishments with Total Employment of 20 and Over by Region and Industry Sub-Class: Philippines, 2010 *(Continued)*

(Value in thousand pesos. Details may not add up to total due to rounding and/or statistical disclosure control)

2009 PSIC Code	Region/ Industry Description	Number of Establishments	Losses and Damages to Tangible Fixed Assets		
			Total	Land	Buildings, Other Structures and Land Improvements
		(1)	(2)	(3)	(4)
	VIII - Eastern Visayas	8	-	-	-
F41002	Non-residential building constructions	s	-	-	-
F42100	Construction of roads and railways	5	-	-	-
F42200	Construction of utility projects	s	-	-	-
F42900	Construction of other civil engineering projects	s	-	-	-
	IX - Zamboanga Peninsula	11	-	-	-
F41002	Non-residential building constructions	4	-	-	-
F42100	Construction of roads and railways	7	-	-	-
	X - Northern Mindanao	21	-	-	-
F41001	Residential (dwelling) building constructions }	3	-	-	-
F41002	Non-residential building constructions }				
F42100	Construction of roads and railways	15	-	-	-
F42900	Construction of other civil engineering projects	s	-	-	-
F43210	Electrical installation	s	-	-	-
	XI - Davao Region	19	-	-	-
F41001	Residential (dwelling) building constructions	s	-	-	-
F41002	Non-residential building constructions	4	-	-	-
F42100	Construction of roads and railways	9	-	-	-
F42200	Construction of utility projects	s	-	-	-
F43210	Electrical installation	s	-	-	-
	XII - SOCCSKSARGEN a/	7	-	-	-
F41002	Non-residential building constructions	s	-	-	-
F42100	Construction of roads and railways	s	-	-	-
F42900	Construction of other civil engineering projects	s	-	-	-
	Autonomous Region in Muslim Mindanao	b/	-	-	-
F42900	Construction of other civil engineering projects	c/	-	-	-
	XIII - Caraga	5	-	-	-
F42100	Construction of roads and railways	5	-	-	-

TABLE 7a.2 Number of Establishments and Losses and Damages to Tangible Fixed Assets by Type for Construction Establishments with Total Employment of 20 and Over by Region and Industry Sub-Class: Philippines, 2010 *(Continued)*

(Value in thousand pesos. Details may not add up to total due to rounding and/or statistical disclosure control)

2009 PSIC Code	Region/ Industry Description	Losses and Damages to Tangible Fixed Assets				
		Transport Equipment	ICT Machinery and Equipment	Other Machinery and Equipment	Valuables	Other Tangible Fixed Assets
		(5)	(6)	(7)	(8)	(9)
	Philippines	-	1,592	-	-	-
F41001	Residential (dwelling) building constructions	-	-	-	-	-
F41002	Non-residential building constructions	-	-	-	-	-
F42100	Construction of roads and railways	-	-	-	-	-
F42200	Construction of utility projects	-	-	-	-	-
F42900	Construction of other civil engineering projects	-	-	-	-	-
F43120	Site preparation	-	S	-	-	-
F43210	Electrical installation	-	1,592	-	-	-
F43220	Plumbing, heat and air-conditioning installation	-	-	-	-	-
F43290	Other construction installation	-	-	-	-	-
F43301	Painting and related work	-	-	-	-	-
F43302	Floor and wall tiling or covering with other material	-	S	-	-	-
F43309	Other building completion and finishing activities	-	-	-	-	-
F43900	Other specialized construction activities	-	-	-	-	-
	National Capital Region	-	1,592	-	-	-
F41001	Residential (dwelling) building constructions	-	-	-	-	-
F41002	Non-residential building constructions	-	-	-	-	-
F42100	Construction of roads and railways	-	-	-	-	-
F42200	Construction of utility projects	-	-	-	-	-
F42900	Construction of other civil engineering projects	-	S	-	-	-
F43210	Electrical installation	-	1,592	-	-	-
F43220	Plumbing, heat and air-conditioning installation	-	-	-	-	-
F43290	Other construction installation	-	-	-	-	-
F43301	Painting and related work	-	-	-	-	-
F43302	Floor and wall tiling or covering with other material	-	S	-	-	-
F43309	Other building completion and finishing activities	-	-	-	-	-
F43900	Other specialized construction activities	-	-	-	-	-
	Cordillera Administrative Region	-	-	-	-	-
F41002	Non-residential building constructions	-	-	-	-	-
F42100	Construction of roads and railways	-	-	-	-	-
	I - Ilocos Region	-	-	-	-	-
F41001	Residential (dwelling) building constructions }	-	-	-	-	-
F41002	Non-residential building constructions }	-	-	-	-	-
F42100	Construction of roads and railways	-	-	-	-	-
	II - Cagayan Valley	-	-	-	-	-
F41001	Residential (dwelling) building constructions	-	-	-	-	-
F41002	Non-residential building constructions	-	-	-	-	-
F42100	Construction of roads and railways	-	-	-	-	-
F42900	Construction of other civil engineering projects	-	-	-	-	-

TABLE 7a.2 Number of Establishments and Losses and Damages to Tangible Fixed Assets by Type for Construction Establishments with Total Employment of 20 and Over by Region and Industry Sub-Class: Philippines, 2010 *(Continued)*

(Value in thousand pesos. Details may not add up to total due to rounding and/or statistical disclosure control)

2009 PSIC Code	Region/ Industry Description	Losses and Damages to Tangible Fixed Assets				
		Transport Equipment	ICT Machinery and Equipment	Other Machinery and Equipment	Valuables	Other Tangible Fixed Assets
		(5)	(6)	(7)	(8)	(9)
	III - Central Luzon	-	-	-	-	-
F41001	Residential (dwelling) building constructions	-	-	-	-	-
F41002	Non-residential building constructions	-	-	-	-	-
F42100	Construction of roads and railways	-	-	-	-	-
F42200	Construction of utility projects	-	-	-	-	-
F42900	Construction of other civil engineering projects	-	-	-	-	-
F43210	Electrical installation	-	-	-	-	-
F43309	Other building completion and finishing activities	-	-	-	-	-
	IVA - CALABARZON	-	-	-	-	-
F41001	Residential (dwelling) building constructions	-	-	-	-	-
F41002	Non-residential building constructions	-	-	-	-	-
F42100	Construction of roads and railways	-	-	-	-	-
F42200	Construction of utility projects	-	-	-	-	-
F43210	Electrical installation	-	-	-	-	-
F43220	Plumbing, heat and air-conditioning installation	-	-	-	-	-
F43290	Other construction installation	-	-	-	-	-
F43309	Other building completion and finishing activities	-	-	-	-	-
F43900	Other specialized construction activities	-	-	-	-	-
	IVB - MIMAROPA	-	-	-	-	-
F42100	Construction of roads and railways	-	-	-	-	-
	V - Bicol Region	-	-	-	-	-
F41001	Residential (dwelling) building constructions	-	-	-	-	-
F42100	Construction of roads and railways	-	-	-	-	-
	VI - Western Visayas	-	-	-	-	-
F41002	Non-residential building constructions	-	-	-	-	-
F42100	Construction of roads and railways	-	-	-	-	-
F42900	Construction of other civil engineering projects	-	-	-	-	-
F43120	Site preparation	-	-	-	-	-
F43210	Electrical installation	-	-	-	-	-
	VII - Central Visayas	-	-	-	-	-
F41001	Residential (dwelling) building constructions	-	-	-	-	-
F41002	Non-residential building constructions	-	-	-	-	-
F42100	Construction of roads and railways	-	-	-	-	-
F42200	Construction of utility projects	-	-	-	-	-
F43210	Electrical installation	-	-	-	-	-
F43220	Plumbing, heat and air-conditioning installation	-	-	-	-	-
F43290	Other construction installation	-	-	-	-	-
F43309	Other building completion and finishing activities	-	-	-	-	-
F43900	Other specialized construction activities	-	-	-	-	-

TABLE 7a.2 Number of Establishments and Losses and Damages to Tangible Fixed Assets by Type for Construction Establishments with Total Employment of 20 and Over by Region and Industry Sub-Class: Philippines, 2010 *(Concluded)*

(Value in thousand pesos. Details may not add up to total due to rounding and/or statistical disclosure control)

2009 PSIC Code	Region/ Industry Description	Losses and Damages to Tangible Fixed Assets				
		Transport Equipment	ICT Machinery and Equipment	Other Machinery and Equipment	Valuables	Other Tangible Fixed Assets
		(5)	(6)	(7)	(8)	(9)
	VIII - Eastern Visayas	-	-	-	-	-
F41002	Non-residential building constructions	-	-	-	-	-
F42100	Construction of roads and railways	-	-	-	-	-
F42200	Construction of utility projects	-	-	-	-	-
F42900	Construction of other civil engineering projects	-	-	-	-	-
	IX - Zamboanga Peninsula	-	-	-	-	-
F41002	Non-residential building constructions	-	-	-	-	-
F42100	Construction of roads and railways	-	-	-	-	-
	X - Northern Mindanao	-	-	-	-	-
F41001	Residential (dwelling) building constructions	}	}	}	}	}
F41002	Non-residential building constructions					
F42100	Construction of roads and railways	-	-	-	-	-
F42900	Construction of other civil engineering projects	-	-	-	-	-
F43210	Electrical installation	-	-	-	-	-
	XI - Davao Region	-	-	-	-	-
F41001	Residential (dwelling) building constructions	-	-	-	-	-
F41002	Non-residential building constructions	-	-	-	-	-
F42100	Construction of roads and railways	-	-	-	-	-
F42200	Construction of utility projects	-	-	-	-	-
F43210	Electrical installation	-	-	-	-	-
	XII - SOCCSKSARGEN a/	-	-	-	-	-
F41002	Non-residential building constructions	-	-	-	-	-
F42100	Construction of roads and railways	-	-	-	-	-
F42900	Construction of other civil engineering projects	-	-	-	-	-
	Autonomous Region in Muslim Mindanao	-	-	-	-	-
F42900	Construction of other civil engineering projects	-	-	-	-	-
	XIII - Caraga	-	-	-	-	-
F42100	Construction of roads and railways	-	-	-	-	-

a/ - Includes data of ARMM

b/ - Data combined with Region XII-SOCCSKSARGEN

c/ - Data combined with F42900 of Region XII-SOCCSKSARGEN

TABLE 8a Number of Establishments and Book Value of Tangible Fixed Assets by Type for Construction Establishments
with Total Employment of 20 and Over by Region and Industry Sub-Class: Philippines, 2010

(Value in thousand pesos. Details may not add up to total due to rounding and/or statistical disclosure control)

2009 PSIC Code	Region/ Industry Description	Number of Establishments	Book Value of Tangible Fixed Assets as of December 31			
			Total	Land	Buildings, Other Structures and Land Improvements	Transport Equipment
	Philippines	734	34,895,290	6,531,340	4,498,765	4,758,888
F41001	Residential (dwelling) building constructions	63	3,287,888	821,719	327,361	319,211
F41002	Non-residential building constructions	104	5,544,967	606,713	872,361	744,827
F42100	Construction of roads and railways	333	21,583,828	4,252,991	2,427,661	2,950,651
F42200	Construction of utility projects	19	698,767	61,446	68,359	108,825
F42900	Construction of other civil engineering projects	13	353,658	115,708	22,760	69,886
F43120	Site preparation	s	s	s	s	s
F43210	Electrical installation	111	1,866,912	434,734	236,491	308,424
F43220	Plumbing, heat and air-conditioning installation	17	248,500	65,546	27,218	38,261
F43290	Other construction installation	22	586,691	37,470	420,872	67,132
F43301	Painting and related work	4	21,226	2,300	8,134	6,195
F43302	Floor and wall tiling or covering with other material	s	s	s	s	s
F43309	Other building completion and finishing activities	15	130,516	57,896	7,272	34,356
F43900	Other specialized construction activities	30	509,241	44,817	75,275	87,236
	National Capital Region	437	21,828,323	4,035,760	3,082,561	2,603,929
F41001	Residential (dwelling) building constructions	32	2,395,764	561,918	175,675	239,294
F41002	Non-residential building constructions	64	3,371,964	178,929	563,384	547,080
F42100	Construction of roads and railways	168	12,363,745	2,614,369	1,610,403	1,283,006
F42200	Construction of utility projects	12	648,084	60,572	62,828	92,112
F42900	Construction of other civil engineering projects	s	s	s	s	s
F43210	Electrical installation	86	1,577,979	389,790	182,701	226,890
F43220	Plumbing, heat and air-conditioning installation	15	247,521	65,546	27,167	37,450
F43290	Other construction installation	17	546,670	36,891	414,670	50,509
F43301	Painting and related work	4	21,226	2,300	8,134	6,195
F43302	Floor and wall tiling or covering with other material	s	s	s	s	s
F43309	Other building completion and finishing activities	12	117,690	53,487	6,508	28,277
F43900	Other specialized construction activities	20	317,202	3,765	16,419	51,609
	Cordillera Administrative Region	9	944,715	7,913	31,995	389,579
F41002	Non-residential building constructions	s	s	s	s	s
F42100	Construction of roads and railways	s	s	s	s	s
	I - Ilocos Region	7	54,277	17,611	3,844	17,369
F41001	Residential (dwelling) building constructions	3	29,065	10,000	500	13,460
F41002	Non-residential building constructions					
F42100	Construction of roads and railways	4	25,212	7,611	3,344	3,909
	II - Cagayan Valley	7	184,761	78,464	12,815	58,151
F41001	Residential (dwelling) building constructions	s	s	s	s	s
F41002	Non-residential building constructions	s	s	s	s	s
F42100	Construction of roads and railways	3	126,363	68,160	7,542	44,515
F42900	Construction of other civil engineering projects	s	s	s	s	s

TABLE 8a Number of Establishments and Book Value of Tangible Fixed Assets by Type for Construction Establishments with Total Employment of 20 and Over by Region and Industry Sub-Class: Philippines, 2010 *(Continued)*

(Value in thousand pesos. Details may not add up to total due to rounding and/or statistical disclosure control)

2009 PSIC Code	Region/ Industry Description	Number of Establishments	Book Value of Tangible Fixed Assets as of December 31			
			Total	Land	Buildings, Other Structures and Land Improvements	Transport Equipment
	III - Central Luzon	54	1,917,795	279,749	245,263	338,152
F41001	Residential (dwelling) building constructions	10	394,316	126,205	114,936	36,040
F41002	Non-residential building constructions	6	356,374	56,897	95,286	43,962
F42100	Construction of roads and railways	34	1,125,679	93,988	25,364	239,872
F42200	Construction of utility projects	s	s	s	s	s
F42900	Construction of other civil engineering projects	s	s	s	s	s
F43210	Electrical installation	s	s	s	s	s
F43309	Other building completion and finishing activities	s	s	s	s	s
	IVA - CALABARZON	70	1,586,698	435,484	283,688	349,582
F41001	Residential (dwelling) building constructions	10	358,862	125,270	26,558	19,940
F41002	Non-residential building constructions	7	236,002	119,445	21,779	17,234
F42100	Construction of roads and railways	26	599,758	108,917	135,332	209,159
F42200	Construction of utility projects	s	s	s	s	s
F43210	Electrical installation	15	187,171	44,383	40,224	56,067
F43220	Plumbing, heat and air-conditioning installation	s	s	s	s	s
F43290	Other construction installation	s	s	s	s	s
F43309	Other building completion and finishing activities	s	s	s	s	s
F43900	Other specialized construction activities	5	161,931	35,139	53,190	26,441
	IVB - MIMAROPA	7	230,254	186,654	26,285	5,153
F42100	Construction of roads and railways	7	230,254	186,654	26,285	5,153
	V - Bicol Region	10	681,688	22,061	154,360	65,143
F41001	Residential (dwelling) building constructions	s	s	s	s	s
F42100	Construction of roads and railways	s	s	s	s	s
	VI - Western Visayas	15	448,610	124,252	12,577	101,098
F41002	Non-residential building constructions	s	s	s	s	s
F42100	Construction of roads and railways	10	306,983	66,693	6,355	57,060
F42900	Construction of other civil engineering projects	s	s	s	s	s
F43120	Site preparation	s	s	s	s	s
F43210	Electrical installation	s	s	s	s	s
	VII - Central Visayas	47	3,718,446	340,519	337,623	353,709
F41001	Residential (dwelling) building constructions	3	10,765	1,206	1,360	3,117
F41002	Non-residential building constructions	10	1,217,304	123,320	176,433	77,261
F42100	Construction of roads and railways	19	2,368,658	209,679	144,128	245,853
F42200	Construction of utility projects	s	s	s	s	s
F43210	Electrical installation	5	68,913	400	9,985	5,242
F43220	Plumbing, heat and air-conditioning installation	s	s	s	s	s
F43290	Other construction installation	s	s	s	s	s
F43309	Other building completion and finishing activities	s	s	s	s	s
F43900	Other specialized construction activities	5	30,107	5,913	5,666	9,186

TABLE 8a Number of Establishments and Book Value of Tangible Fixed Assets by Type for Construction Establishments
with Total Employment of 20 and Over by Region and Industry Sub-Class: Philippines, 2010 *(Continued)*

(Value in thousand pesos. Details may not add up to total due to rounding and/or statistical disclosure control)

2009 PSIC Code	Region/ Industry Description	Number of Establishments	Book Value of Tangible Fixed Assets as of December 31			
			Total	Land	Buildings, Other Structures and Land Improvements	Transport Equipment
		(1)	(2)	(3)	(4)	(5)
	VIII - Eastern Visayas	8	205,689	71,345	31,635	52,776
F41002	Non-residential building constructions	s	s	s	s	s
F42100	Construction of roads and railways	5	178,898	71,345	30,075	45,110
F42200	Construction of utility projects	s	s	s	s	s
F42900	Construction of other civil engineering projects	s	s	s	s	s
	IX - Zamboanga Peninsula	11	183,558	11,819	5,500	53,996
F41002	Non-residential building constructions	4	54,089	5,152	2,166	3,795
F42100	Construction of roads and railways	7	129,469	6,667	3,333	50,202
	X - Northern Mindanao	21	1,283,121	556,962	165,580	116,841
F41001	Residential (dwelling) building constructions	3	17,443	3,350	5,219	4,596
F41002	Non-residential building constructions					
F42100	Construction of roads and railways	15	1,208,382	523,451	158,019	105,894
F42900	Construction of other civil engineering projects	s	s	s	s	s
F43210	Electrical installation	s	s	s	s	s
	XI - Davao Region	19	725,361	238,343	36,559	93,055
F41001	Residential (dwelling) building constructions	s	s	s	s	s
F41002	Non-residential building constructions	4	187,455	95,632	9,006	26,493
F42100	Construction of roads and railways	9	450,742	141,387	23,588	56,299
F42200	Construction of utility projects	s	s	s	s	s
F43210	Electrical installation	s	s	s	s	s
	XII - SOCCSKSARGEN a/	7	180,464	23,850	21,381	60,251
F41002	Non-residential building constructions	s	s	s	s	s
F42100	Construction of roads and railways	s	s	s	s	s
F42900	Construction of other civil engineering projects	s	s	s	s	s
	Autonomous Region in Muslim Mindanao	b/	b/	b/	b/	b/
F42900	Construction of other civil engineering projects	c/	c/	c/	c/	c/
	XIII - Caraga	5	721,528	100,554	47,100	100,102
F42100	Construction of roads and railways	5	721,528	100,554	47,100	100,102

TABLE 8a Number of Establishments and Book Value of Tangible Fixed Assets by Type for Construction Establishments with Total Employment of 20 and Over by Region and Industry Sub-Class: Philippines, 2010 *(Continued)*

(Value in thousand pesos. Details may not add up to total due to rounding and/or statistical disclosure control)

2009 PSIC Code	Region/ Industry Description	Book Value of Tangible Fixed Assets as of December 31			
		ICT Machinery and Equipment	Other Machinery and Equipment	Valuables	Other Tangible Fixed Assets
		(6)	(7)	(8)	(9)
	Philippines	2,690,943	16,307,600	59,378	48,376
F41001	Residential (dwelling) building constructions	41,816	1,745,907	176	31,698
F41002	Non-residential building constructions	325,869	2,990,817	-	4,380
F42100	Construction of roads and railways	2,184,854	9,698,485	59,004	10,182
F42200	Construction of utility projects	15,784	444,268	-	85
F42900	Construction of other civil engineering projects	4,316	140,392	-	596
F43120	Site preparation	s	s	s	s
F43210	Electrical installation	89,670	797,434	-	159
F43220	Plumbing, heat and air-conditioning installation	11,929	105,467	-	79
F43290	Other construction installation	5,087	55,119	-	1,012
F43301	Painting and related work	633	3,964	-	-
F43302	Floor and wall tiling or covering with other material	s	s	s	s
F43309	Other building completion and finishing activities	2,318	28,327	198	150
F43900	Other specialized construction activities	7,120	294,757	-	35
	National Capital Region	1,686,444	10,377,939	374	41,316
F41001	Residential (dwelling) building constructions	13,469	1,375,178	176	30,053
F41002	Non-residential building constructions	200,920	1,880,322	-	1,329
F42100	Construction of roads and railways	1,352,357	5,494,952	-	8,658
F42200	Construction of utility projects	12,523	420,050	-	-
F42900	Construction of other civil engineering projects	s	s	s	s
F43210	Electrical installation	81,135	697,464	-	-
F43220	Plumbing, heat and air-conditioning installation	11,867	105,413	-	79
F43290	Other construction installation	3,302	40,286	-	1,012
F43301	Painting and related work	633	3,964	-	-
F43302	Floor and wall tiling or covering with other material	s	s	s	s
F43309	Other building completion and finishing activities	1,843	27,227	198	150
F43900	Other specialized construction activities	4,462	240,912	-	35
	Cordillera Administrative Region	419	514,808	-	-
F41002	Non-residential building constructions	s	s	-	-
F42100	Construction of roads and railways	s	s	-	-
	I - Ilocos Region	190	15,263	-	-
F41001	Residential (dwelling) building constructions	15	5,090	-	-
F41002	Non-residential building constructions				
F42100	Construction of roads and railways	175	10,173	-	-
	II - Cagayan Valley	18,264	15,387	-	1,680
F41001	Residential (dwelling) building constructions	s	s	-	s
F41002	Non-residential building constructions	s	s	-	s
F42100	Construction of roads and railways	1,360	4,751	-	35
F42900	Construction of other civil engineering projects	s	s	-	s

TABLE 8a Number of Establishments and Book Value of Tangible Fixed Assets by Type for Construction Establishments with Total Employment of 20 and Over by Region and Industry Sub-Class: Philippines, 2010 *(Continued)*

(Value in thousand pesos. Details may not add up to total due to rounding and/or statistical disclosure control)

2009 PSIC Code	Region/ Industry Description	Book Value of Tangible Fixed Assets as of December 31			
		ICT Machinery and Equipment	Other Machinery and Equipment	Valuables	Other Tangible Fixed Assets
		(6)	(7)	(8)	(9)
	III - Central Luzon	32,633	1,021,735	-	263
F41001	Residential (dwelling) building constructions	9,169	107,966	-	-
F41002	Non-residential building constructions	3,441	156,768	-	20
F42100	Construction of roads and railways	13,416	752,880	-	158
F42200	Construction of utility projects	s	s	-	s
F42900	Construction of other civil engineering projects	s	s	-	s
F43210	Electrical installation	s	s	-	s
F43309	Other building completion and finishing activities	s	s	-	s
	IVA - CALABARZON	22,341	495,444	-	159
F41001	Residential (dwelling) building constructions	239	186,854	-	-
F41002	Non-residential building constructions	6,020	71,524	-	-
F42100	Construction of roads and railways	9,868	136,481	-	-
F42200	Construction of utility projects	s	s	-	s
F43210	Electrical installation	2,892	43,446	-	159
F43220	Plumbing, heat and air-conditioning installation	s	s	-	s
F43290	Other construction installation	s	s	-	s
F43309	Other building completion and finishing activities	s	s	-	s
F43900	Other specialized construction activities	1,612	45,549	-	-
	IVB - MIMAROPA	452	11,710	-	-
F42100	Construction of roads and railways	452	11,710	-	-
	V - Bicol Region	2,652	437,472	-	-
F41001	Residential (dwelling) building constructions	s	s	-	-
F42100	Construction of roads and railways	s	s	-	-
	VI - Western Visayas	5,741	204,520	-	422
F41002	Non-residential building constructions	s	s	-	s
F42100	Construction of roads and railways	4,326	172,550	-	-
F42900	Construction of other civil engineering projects	s	s	-	s
F43120	Site preparation	s	s	-	s
F43210	Electrical installation	s	s	-	s
	VII - Central Visayas	852,040	1,832,248	-	2,307
F41001	Residential (dwelling) building constructions	347	4,734	-	-
F41002	Non-residential building constructions	113,401	724,583	-	2,307
F42100	Construction of roads and railways	734,601	1,034,396	-	-
F42200	Construction of utility projects	s	s	-	s
F43210	Electrical installation	1,728	51,558	-	-
F43220	Plumbing, heat and air-conditioning installation	s	s	-	s
F43290	Other construction installation	s	s	-	s
F43309	Other building completion and finishing activities	s	s	-	s
F43900	Other specialized construction activities	1,047	8,295	-	-

TABLE 8a Number of Establishments and Book Value of Tangible Fixed Assets by Type for Construction Establishments with Total Employment of 20 and Over by Region and Industry Sub-Class: Philippines, 2010 (*Concluded*)

(Value in thousand pesos. Details may not add up to total due to rounding and/or statistical disclosure control)

2009 PSIC Code	Region/ Industry Description	Book Value of Tangible Fixed Assets as of December 31			
		ICT Machinery and Equipment	Other Machinery and Equipment	Valuables	Other Tangible Fixed Assets
		(6)	(7)	(8)	(9)
	VIII - Eastern Visayas	1,581	47,737	391	225
F41002	Non-residential building constructions	s	s	s	s
F42100	Construction of roads and railways	1,030	30,723	391	225
F42200	Construction of utility projects	s	s	s	s
F42900	Construction of other civil engineering projects	s	s	s	s
	IX - Zamboanga Peninsula	219	111,774	-	250
F41002	Non-residential building constructions	55	42,671	-	250
F42100	Construction of roads and railways	164	69,104	-	-
	X - Northern Mindanao	6,017	437,424	-	298
F41001	Residential (dwelling) building constructions	1,950	2,327	-	-
F41002	Non-residential building constructions				
F42100	Construction of roads and railways	3,597	417,295	-	125
F42900	Construction of other civil engineering projects	s	s	-	s
F43210	Electrical installation	s	s	-	s
	XI - Davao Region	8,696	290,095	58,613	-
F41001	Residential (dwelling) building constructions	s	s	s	-
F41002	Non-residential building constructions	1,059	55,265	-	-
F42100	Construction of roads and railways	7,357	163,498	58,613	-
F42200	Construction of utility projects	s	s	s	-
F43210	Electrical installation	s	s	s	-
	XII - SOCCSKSARGEN a/	573	73,935	-	475
F41002	Non-residential building constructions	s	s	-	s
F42100	Construction of roads and railways	s	s	-	s
F42900	Construction of other civil engineering projects	s	s	-	s
	Autonomous Region in Muslim Mindanao	b/	b/	-	b/
F42900	Construction of other civil engineering projects	c/	c/	-	c/
	XIII - Caraga	52,684	420,107	-	981
F42100	Construction of roads and railways	52,684	420,107	-	981

a/ - Includes data of ARMM

b/ - Data combined with Region XII-SOCCSKSARGEN

c/ - Data combined with F42900 of Region XII-SOCCSKSARGEN

TABLE 8a.1 Number of Establishments and Book Value of Intangible Assets for Construction Establishments with Total Employment of 20 and Over by Region and Industry Sub-Class: Philippines, 2010

(Value in thousand pesos. Details may not add up to total due to rounding and/or statistical disclosure control)

2009 PSIC Code	Region/ Industry Description	Number of Establishments	Book Value of Intangible Assets as of December 31				
			Total	Intangible Non-produced Assets	Computer Software and Data Bases	Entertainment, Literary, and Artistic Originals	Other Intangible Assets
		(1)	(2)	(3)	(4)	(5)	(6)
	Philippines	734	116,503	57,551	57,837	35	1,080
F41001	Residential (dwelling) building constructions	63	2,657	-	1,995	-	662
F41002	Non-residential building constructions	104	43,109	-	43,109	-	-
F42100	Construction of roads and railways	333	62,982	57,543	5,021	-	419
F42200	Construction of utility projects	19	-	-	-	-	-
F42900	Construction of other civil engineering projects	13	1,057	8	1,014	35	-
F43120	Site preparation	s	s	s	s	s	s
F43210	Electrical installation	111	4,934	-	4,934	-	-
F43220	Plumbing, heat and air-conditioning installation	17	53	-	53	-	-
F43290	Other construction installation	22	455	-	455	-	-
F43301	Painting and related work	4	-	-	-	-	-
F43302	Floor and wall tiling or covering with other material	s	s	s	s	s	s
F43309	Other building completion and finishing activities	15	801	-	801	-	-
F43900	Other specialized construction activities	30	-	-	-	-	-
	National Capital Region	437	91,490	57,426	32,984	-	1,080
F41001	Residential (dwelling) building constructions	32	2,162	-	1,500	-	662
F41002	Non-residential building constructions	64	19,267	-	19,267	-	-
F42100	Construction of roads and railways	168	62,681	57,426	4,837	-	419
F42200	Construction of utility projects	12	-	-	-	-	-
F42900	Construction of other civil engineering projects	s	s	s	s	-	s
F43210	Electrical installation	86	4,609	-	4,609	-	-
F43220	Plumbing, heat and air-conditioning installation	15	53	-	53	-	-
F43290	Other construction installation	17	455	-	455	-	-
F43301	Painting and related work	4	-	-	-	-	-
F43302	Floor and wall tiling or covering with other material	s	s	s	s	-	s
F43309	Other building completion and finishing activities	12	794	-	794	-	-
F43900	Other specialized construction activities	20	-	-	-	-	-
	Cordillera Administrative Region	9	30	-	30	-	-
F41002	Non-residential building constructions	s	s	-	s	-	-
F42100	Construction of roads and railways	s	s	-	s	-	-
	I - Ilocos Region	7	-	-	-	-	-
F41001	Residential (dwelling) building constructions	3	-	-	-	-	-
F41002	Non-residential building constructions						
F42100	Construction of roads and railways	4	-	-	-	-	-
	II - Cagayan Valley	7	43	8	-	35	-
F41001	Residential (dwelling) building constructions	s	s	s	-	s	-
F41002	Non-residential building constructions	s	s	s	-	s	-
F42100	Construction of roads and railways	3	-	-	-	-	-
F42900	Construction of other civil engineering projects	s	s	s	-	s	-

TABLE 8a.1 Number of Establishments and Book Value of Intangible Assets for Construction Establishments with Total Employment of 20 and Over by Region and Industry Sub-Class: Philippines, 2010 *(Continued)*

(Value in thousand pesos. Details may not add up to total due to rounding and/or statistical disclosure control)

2009 PSIC Code	Region/ Industry Description	Number of Establishments	Book Value of Intangible Assets as of December 31				
			Total	Intangible Non-produced Assets	Computer Software and Data Bases	Entertainment, Literary, and Artistic Originals	Other Intangible Assets
		(1)	(2)	(3)	(4)	(5)	(6)
	III - Central Luzon	54	-	-	-	-	-
F41001	Residential (dwelling) building constructions	10	-	-	-	-	-
F41002	Non-residential building constructions	6	-	-	-	-	-
F42100	Construction of roads and railways	34	-	-	-	-	-
F42200	Construction of utility projects	s	-	-	-	-	-
F42900	Construction of other civil engineering projects	s	-	-	-	-	-
F43210	Electrical installation	s	-	-	-	-	-
F43309	Other building completion and finishing activities	s	-	-	-	-	-
	IVA - CALABARZON	70	787	-	787	-	-
F41001	Residential (dwelling) building constructions	10	455	-	455	-	-
F41002	Non-residential building constructions	7	-	-	-	-	-
F42100	Construction of roads and railways	26	-	-	-	-	-
F42200	Construction of utility projects	s	s	-	s	-	-
F43210	Electrical installation	15	325	-	325	-	-
F43220	Plumbing, heat and air-conditioning installation	s	s	-	s	-	-
F43290	Other construction installation	s	s	-	s	-	-
F43309	Other building completion and finishing activities	s	s	-	s	-	-
F43900	Other specialized construction activities	5	-	-	-	-	-
	IVB - MIMAROPA	7	-	-	-	-	-
F42100	Construction of roads and railways	7	-	-	-	-	-
	V - Bicol Region	10	200	117	83	-	-
F41001	Residential (dwelling) building constructions	s	s	s	s	-	-
F42100	Construction of roads and railways	s	s	s	s	-	-
	VI - Western Visayas	15	-	-	-	-	-
F41002	Non-residential building constructions	s	-	-	-	-	-
F42100	Construction of roads and railways	10	-	-	-	-	-
F42900	Construction of other civil engineering projects	s	-	-	-	-	-
F43120	Site preparation	s	-	-	-	-	-
F43210	Electrical installation	s	-	-	-	-	-
	VII - Central Visayas	47	23,851	-	23,851	-	-
F41001	Residential (dwelling) building constructions	3	40	-	40	-	-
F41002	Non-residential building constructions	10	23,811	-	23,811	-	-
F42100	Construction of roads and railways	19	-	-	-	-	-
F42200	Construction of utility projects	s	s	-	s	-	-
F43210	Electrical installation	5	-	-	-	-	-
F43220	Plumbing, heat and air-conditioning installation	s	s	-	s	-	-
F43290	Other construction installation	s	s	-	s	-	-
F43309	Other building completion and finishing activities	s	s	-	s	-	-
F43900	Other specialized construction activities	5	-	-	-	-	-

TABLE 8a.1 Number of Establishments and Book Value of Intangible Assets for Construction Establishments with Total Employment of 20 and Over by Region and Industry Sub-Class: Philippines, 2010 *(Concluded)*

(Value in thousand pesos. Details may not add up to total due to rounding and/or statistical disclosure control)

2009 PSIC Code	Region/ Industry Description	Number of Establishments	Book Value of Intangible Assets as of December 31				
			Total	Intangible Non-produced Assets	Computer Software and Data Bases	Entertainment, Literary, and Artistic Originals	Other Intangible Assets
		(1)	(2)	(3)	(4)	(5)	(6)
	VIII - Eastern Visayas	8	-	-	-	-	-
F41002	Non-residential building constructions	s	-	-	-	-	-
F42100	Construction of roads and railways	5	-	-	-	-	-
F42200	Construction of utility projects	s	-	-	-	-	-
F42900	Construction of other civil engineering projects	s	-	-	-	-	-
	IX - Zamboanga Peninsula	11	-	-	-	-	-
F41002	Non-residential building constructions	4	-	-	-	-	-
F42100	Construction of roads and railways	7	-	-	-	-	-
	X - Northern Mindanao	21	-	-	-	-	-
F41001	Residential (dwelling) building constructions	3	-	-	-	-	-
F41002	Non-residential building constructions						
F42100	Construction of roads and railways	15	-	-	-	-	-
F42900	Construction of other civil engineering projects	s	-	-	-	-	-
F43210	Electrical installation	s	-	-	-	-	-
	XI - Davao Region	19	101	-	101	-	-
F41001	Residential (dwelling) building constructions	s	s	-	s	-	-
F41002	Non-residential building constructions	4	-	-	-	-	-
F42100	Construction of roads and railways	9	101	-	101	-	-
F42200	Construction of utility projects	s	s	-	s	-	-
F43210	Electrical installation	s	s	-	s	-	-
	XII - SOCCSKSARGEN a/	7	-	-	-	-	-
F41002	Non-residential building constructions	s	-	-	-	-	-
F42100	Construction of roads and railways	s	-	-	-	-	-
F42900	Construction of other civil engineering projects	s	-	-	-	-	-
	Autonomous Region in Muslim Mindanao	b/	-	-	-	-	-
F42900	Construction of other civil engineering projects	c/	-	-	-	-	-
	XIII - Caraga	5	-	-	-	-	-
F42100	Construction of roads and railways	5	-	-	-	-	-

a/ - Includes data of ARMM

b/ - Data combined with Region XII-SOCCSKSARGEN

c/ - Data combined with F42900 of Region XII-SOCCSKSARGEN

TABLE 9a Number of Establishments and Value of Inventories by Type for Construction Establishments with Total Employment of 20 and Over by Region and Industry Sub-Class: Philippines, 2010

(Value in thousand pesos. Details may not add up to total due to rounding and/or statistical disclosure control)

2009 PSIC Code	Region/ Industry Description	Number of Establishments	Value of Inventories as of January 1		
			Total	Construction- in-Progress	Materials and Supplies
		(1)	(2)	(3)	(4)
	Philippines	734	14,031,232	9,550,298	4,044,269
F41001	Residential (dwelling) building constructions	63	588,496	100,490	483,899
F41002	Non-residential building constructions	104	3,919,371	3,111,212	734,220
F42100	Construction of roads and railways	333	7,003,752	5,286,720	1,540,626
F42200	Construction of utility projects	19	70,039	33,181	36,081
F42900	Construction of other civil engineering projects	13	87,127	46,205	13,706
F43120	Site preparation	s	s	s	s
F43210	Electrical installation	111	1,062,556	449,394	517,368
F43220	Plumbing, heat and air-conditioning installation	17	468,842	130,888	333,455
F43290	Other construction installation	22	248,450	117,013	84,118
F43301	Painting and related work	4	4,402	1,074	3,329
F43302	Floor and wall tiling or covering with other material	s	s	s	s
F43309	Other building completion and finishing activities	15	250,648	183,812	66,835
F43900	Other specialized construction activities	30	300,275	90,308	203,359
	National Capital Region	437	10,749,688	7,458,973	2,960,355
F41001	Residential (dwelling) building constructions	32	522,357	91,666	430,244
F41002	Non-residential building constructions	64	2,975,392	2,424,185	484,175
F42100	Construction of roads and railways	168	5,115,362	4,058,123	914,926
F42200	Construction of utility projects	12	11,861	-	11,861
F42900	Construction of other civil engineering projects	s	s	s	s
F43210	Electrical installation	86	976,287	448,327	463,851
F43220	Plumbing, heat and air-conditioning installation	15	453,948	122,843	326,705
F43290	Other construction installation	17	236,976	117,013	72,644
F43301	Painting and related work	4	4,402	1,074	3,329
F43302	Floor and wall tiling or covering with other material	s	s	s	s
F43309	Other building completion and finishing activities	12	250,473	183,812	66,660
F43900	Other specialized construction activities	20	155,650	1,805	149,291
	Cordillera Administrative Region	9	79,190	26,069	53,122
F41002	Non-residential building constructions	s	s	s	s
F42100	Construction of roads and railways	s	s	s	s
	I - Ilocos Region	7	17,762	12,000	5,503
F41001	Residential (dwelling) building constructions }	3	17,417	12,000	5,167
F41002	Non-residential building constructions }				
F42100	Construction of roads and railways	4	345	-	336
	II - Cagayan Valley	7	81,269	50,405	2,833
F41001	Residential (dwelling) building constructions	s	s	s	s
F41002	Non-residential building constructions	s	s	s	s
F42100	Construction of roads and railways	3	22,707	21,075	632
F42900	Construction of other civil engineering projects	s	s	s	s

TABLE 9a Number of Establishments and Value of Inventories by Type for Construction Establishments with Total Employment of 20 and Over by Region and Industry Sub-Class: Philippines, 2010 *(Continued)*

(Value in thousand pesos. Details may not add up to total due to rounding and/or statistical disclosure control)

2009 PSIC Code	Region/ Industry Description	Number of Establishments	Value of Inventories as of January 1		
			Total	Construction- in-Progress	Materials and Supplies
		(1)	(2)	(3)	(4)
	III - Central Luzon	54	393,668	281,634	106,528
F41001	Residential (dwelling) building constructions	10	18,367	-	16,012
F41002	Non-residential building constructions	6	149,229	133,417	15,652
F42100	Construction of roads and railways	34	223,656	146,337	74,854
F42200	Construction of utility projects	s	s	s	s
F42900	Construction of other civil engineering projects	s	s	s	s
F43210	Electrical installation	s	s	s	s
F43309	Other building completion and finishing activities	s	s	s	s
	IVA - CALABARZON	70	823,420	550,533	238,593
F41001	Residential (dwelling) building constructions	10	24,859	4,272	20,587
F41002	Non-residential building constructions	7	289,292	253,461	35,331
F42100	Construction of roads and railways	26	245,331	196,270	48,252
F42200	Construction of utility projects	s	s	s	s
F43210	Electrical installation	15	81,393	-	50,563
F43220	Plumbing, heat and air-conditioning installation	s	s	s	s
F43290	Other construction installation	s	s	s	s
F43309	Other building completion and finishing activities	s	s	s	s
F43900	Other specialized construction activities	5	143,202	88,485	52,662
	IVB - MIMAROPA	7	8,213	98	8,089
F42100	Construction of roads and railways	7	8,213	98	8,089
	V - Bicol Region	10	25,094	7,111	16,428
F41001	Residential (dwelling) building constructions	s	s	s	s
F42100	Construction of roads and railways	s	s	s	s
	VI - Western Visayas	15	215,138	87,833	117,653
F41002	Non-residential building constructions	s	s	s	s
F42100	Construction of roads and railways	10	123,399	8,566	105,179
F42900	Construction of other civil engineering projects	s	s	s	s
F43120	Site preparation	s	s	s	s
F43210	Electrical installation	s	s	s	s
	VII - Central Visayas	47	497,332	231,663	255,592
F41001	Residential (dwelling) building constructions	3	3,299	2,482	817
F41002	Non-residential building constructions	10	366,324	184,967	175,381
F42100	Construction of roads and railways	19	124,436	43,791	77,495
F42200	Construction of utility projects	s	s	s	s
F43210	Electrical installation	5	1,249	406	143
F43220	Plumbing, heat and air-conditioning installation	s	s	s	s
F43290	Other construction installation	s	s	s	s
F43309	Other building completion and finishing activities	s	s	s	s
F43900	Other specialized construction activities	5	1,424	18	1,406

TABLE 9a Number of Establishments and Value of Inventories by Type for Construction Establishments with Total Employment of 20 and Over by Region and Industry Sub-Class: Philippines, 2010 *(Continued)*

(Value in thousand pesos. Details may not add up to total due to rounding and/or statistical disclosure control)

2009 PSIC Code	Region/ Industry Description	Number of Establishments	Value of Inventories as of January 1		
			Total	Construction- in-Progress	Materials and Supplies
		(1)	(2)	(3)	(4)
	VIII - Eastern Visayas	8	18,417	-	17,906
F41002	Non-residential building constructions	s	s	s	s
F42100	Construction of roads and railways	5	16,902	-	16,392
F42200	Construction of utility projects	s	s	s	s
F42900	Construction of other civil engineering projects	s	s	s	s
	IX - Zamboanga Peninsula	11	10,528	3,259	7,247
F41002	Non-residential building constructions	4	3,846	-	3,825
F42100	Construction of roads and railways	7	6,682	3,259	3,423
	X - Northern Mindanao	21	184,271	103,045	80,886
F41001	Residential (dwelling) building constructions	3	6,338	-	6,088
F41002	Non-residential building constructions				
F42100	Construction of roads and railways	15	173,351	103,045	70,239
F42900	Construction of other civil engineering projects	s	s	s	s
F43210	Electrical installation	s	s	s	s
	XI - Davao Region	19	636,871	566,898	68,649
F41001	Residential (dwelling) building constructions	s	s	s	s
F41002	Non-residential building constructions	4	1,108	-	1,108
F42100	Construction of roads and railways	9	591,305	534,787	55,326
F42200	Construction of utility projects	s	s	s	s
F43210	Electrical installation	s	s	s	s
	XII - SOCCSKSARGEN a/	7	49,451	41,149	8,002
F41002	Non-residential building constructions	s	s	s	s
F42100	Construction of roads and railways	s	s	s	s
F42900	Construction of other civil engineering projects	s	s	s	s
	Autonomous Region in Muslim Mindanao	b/	b/	b/	b/
F42900	Construction of other civil engineering projects	c/	c/	c/	c/
	XIII - Caraga	5	240,919	129,629	96,881
F42100	Construction of roads and railways	5	240,919	129,629	96,881

TABLE 9a Number of Establishments and Value of Inventories by Type for Construction Establishments with Total Employment of 20 and Over by Region and Industry Sub-Class: Philippines, 2010 *(Continued)*

(Value in thousand pesos. Details may not add up to total due to rounding and/or statistical disclosure control)

2009 PSIC Code	Region/ Industry Description	Value of Inventories as of January 1				
		Fuels, Lubricants, Oils and Greases	Finished Products	Work-in- Progress	Goods for Resale	Other Inventories
		(5)	(6)	(7)	(8)	(9)
	Philippines	37,181	151,977	109,401	137,798	308
F41001	Residential (dwelling) building constructions	798	-	955	2,354	-
F41002	Non-residential building constructions	14,785	-	1,123	58,031	-
F42100	Construction of roads and railways	15,633	59,608	79,014	22,151	-
F42200	Construction of utility projects	777	-	-	-	-
F42900	Construction of other civil engineering projects	216	27,000	-	-	-
F43120	Site preparation	S	S	S	S	S
F43210	Electrical installation	3,903	30,976	14,192	46,414	308
F43220	Plumbing, heat and air-conditioning installation	499	-	-	4,000	-
F43290	Other construction installation	-	29,785	12,687	4,847	-
F43301	Painting and related work	-	-	-	-	-
F43302	Floor and wall tiling or covering with other material	S	S	S	S	S
F43309	Other building completion and finishing activities	-	-	-	-	-
F43900	Other specialized construction activities	571	4,608	1,430	-	-
	National Capital Region	15,554	108,767	106,927	98,803	308
F41001	Residential (dwelling) building constructions	447	-	-	-	-
F41002	Non-residential building constructions	7,877	-	1,123	58,031	-
F42100	Construction of roads and railways	6,644	58,175	77,495	-	-
F42200	Construction of utility projects	-	-	-	-	-
F42900	Construction of other civil engineering projects	S	S	S	S	S
F43210	Electrical installation	-	17,684	14,192	31,924	308
F43220	Plumbing, heat and air-conditioning installation	400	-	-	4,000	-
F43290	Other construction installation	-	29,785	12,687	4,847	-
F43301	Painting and related work	-	-	-	-	-
F43302	Floor and wall tiling or covering with other material	S	S	S	S	S
F43309	Other building completion and finishing activities	-	-	-	-	-
F43900	Other specialized construction activities	-	3,123	1,430	-	-
	Cordillera Administrative Region	-	-	-	-	-
F41002	Non-residential building constructions	-	-	-	-	-
F42100	Construction of roads and railways	-	-	-	-	-
	I - Ilocos Region	258	-	-	-	-
F41001	Residential (dwelling) building constructions }	250	-	-	-	-
F41002	Non-residential building constructions }					
F42100	Construction of roads and railways	8	-	-	-	-
	II - Cagayan Valley	30	27,000	1,000	-	-
F41001	Residential (dwelling) building constructions	S	S	S	-	-
F41002	Non-residential building constructions	S	S	S	-	-
F42100	Construction of roads and railways	-	-	1,000	-	-
F42900	Construction of other civil engineering projects	S	S	S	-	-

TABLE 9a Number of Establishments and Value of Inventories by Type for Construction Establishments with Total Employment of 20 and Over by Region and Industry Sub-Class: Philippines, 2010 *(Continued)*

(Value in thousand pesos. Details may not add up to total due to rounding and/or statistical disclosure control)

2009 PSIC Code	Region/ Industry Description	Value of Inventories as of January 1				
		Fuels, Lubricants, Oils and Greases	Finished Products	Work-in- Progress	Goods for Resale	Other Inventories
		(5)	(6)	(7)	(8)	(9)
	III - Central Luzon	3,152	-	-	2,354	-
F41001	Residential (dwelling) building constructions	-	-	-	2,354	-
F41002	Non-residential building constructions	160	-	-	-	-
F42100	Construction of roads and railways	2,465	-	-	-	-
F42200	Construction of utility projects	s	-	-	s	-
F42900	Construction of other civil engineering projects	s	-	-	s	-
F43210	Electrical installation	s	-	-	s	-
F43309	Other building completion and finishing activities	s	-	-	s	-
	IVA - CALABARZON	5,858	14,646	-	13,790	-
F41001	Residential (dwelling) building constructions	-	-	-	-	-
F41002	Non-residential building constructions	500	-	-	-	-
F42100	Construction of roads and railways	810	-	-	-	-
F42200	Construction of utility projects	s	s	-	s	-
F43210	Electrical installation	3,879	13,162	-	13,790	-
F43220	Plumbing, heat and air-conditioning installation	s	s	-	s	-
F43290	Other construction installation	s	s	-	s	-
F43309	Other building completion and finishing activities	s	s	-	s	-
F43900	Other specialized construction activities	571	1,485	-	-	-
	IVB - MIMAROPA	26	-	-	-	-
F42100	Construction of roads and railways	26	-	-	-	-
	V - Bicol Region	517	83	955	-	-
F41001	Residential (dwelling) building constructions	s	s	s	-	-
F42100	Construction of roads and railways	s	s	s	-	-
	VI - Western Visayas	248	44	20	9,341	-
F41002	Non-residential building constructions	s	s	s	s	-
F42100	Construction of roads and railways	248	44	20	9,341	-
F42900	Construction of other civil engineering projects	s	s	s	s	-
F43120	Site preparation	s	s	s	s	-
F43210	Electrical installation	s	s	s	s	-
	VII - Central Visayas	9,377	-	-	700	-
F41001	Residential (dwelling) building constructions	-	-	-	-	-
F41002	Non-residential building constructions	5,976	-	-	-	-
F42100	Construction of roads and railways	3,151	-	-	-	-
F42200	Construction of utility projects	s	-	-	s	-
F43210	Electrical installation	-	-	-	700	-
F43220	Plumbing, heat and air-conditioning installation	s	-	-	s	-
F43290	Other construction installation	s	-	-	s	-
F43309	Other building completion and finishing activities	s	-	-	s	-
F43900	Other specialized construction activities	-	-	-	-	-

TABLE 9a Number of Establishments and Value of Inventories by Type for Construction Establishments with Total Employment of 20 and Over by Region and Industry Sub-Class: Philippines, 2010 *(Continued)*

(Value in thousand pesos. Details may not add up to total due to rounding and/or statistical disclosure control)

2009 PSIC Code	Region/ Industry Description	Value of Inventories as of January 1				
		Fuels, Lubricants, Oils and Greases	Finished Products	Work-in- Progress	Goods for Resale	Other Inventories
		(5)	(6)	(7)	(8)	(9)
	VIII - Eastern Visayas	-	-	-	511	-
F41002	Non-residential building constructions	-	-	-	s	-
F42100	Construction of roads and railways	-	-	-	511	-
F42200	Construction of utility projects	-	-	-	s	-
F42900	Construction of other civil engineering projects	-	-	-	s	-
	IX - Zamboanga Peninsula	21	-	-	-	-
F41002	Non-residential building constructions	21	-	-	-	-
F42100	Construction of roads and railways	-	-	-	-	-
	X - Northern Mindanao	339	-	-	-	-
F41001	Residential (dwelling) building constructions	250	-	-	-	-
F41002	Non-residential building constructions					
F42100	Construction of roads and railways	67	-	-	-	-
F42900	Construction of other civil engineering projects	s	-	-	-	-
F43210	Electrical installation	s	-	-	-	-
	XI - Davao Region	1,194	130	-	-	-
F41001	Residential (dwelling) building constructions	s	s	-	-	-
F41002	Non-residential building constructions	-	-	-	-	-
F42100	Construction of roads and railways	1,192	-	-	-	-
F42200	Construction of utility projects	s	s	-	-	-
F43210	Electrical installation	s	s	-	-	-
	XII - SOCCSKSARGEN a/	299	-	-	-	-
F41002	Non-residential building constructions	s	-	-	-	-
F42100	Construction of roads and railways	s	-	-	-	-
F42900	Construction of other civil engineering projects	s	-	-	-	-
	Autonomous Region in Muslim Mindanao	b/	-	-	-	-
F42900	Construction of other civil engineering projects	c/	-	-	-	-
	XIII - Caraga	306	1,305	499	12,300	-
F42100	Construction of roads and railways	306	1,305	499	12,300	-

TABLE 9a Number of Establishments and Value of Inventories by Type for Construction Establishments with Total Employment of 20 and Over by Region and Industry Sub-Class: Philippines, 2010 *(Continued)*

(Value in thousand pesos. Details may not add up to total due to rounding and/or statistical disclosure control)

2009 PSIC Code	Region/ Industry Description	Value of Inventories as of December 31							
		Total	Construction- in-Progress	Materials and Supplies	Fuels, Lubricants, Oils and Greases	Finished Products	Work-in- Progress	Goods for Resale	Other Inventories
		(10)	(11)	(12)	(13)	(14)	(15)	(16)	(17)
	Philippines	16,598,191	11,456,685	4,621,473	45,438	149,079	180,410	141,638	3,469
F41001	Residential (dwelling) building constructions	685,414	138,488	543,552	812	-	-	2,562	-
F41002	Non-residential building constructions	5,327,628	4,109,643	1,136,470	17,241	-	3,302	60,972	-
F42100	Construction of roads and railways	7,680,224	5,917,497	1,524,358	20,702	55,515	140,031	18,999	3,122
F42200	Construction of utility projects	75,614	35,279	38,785	1,550	-	-	-	-
F42900	Construction of other civil engineering projects	97,739	41,186	26,135	918	29,500	-	-	-
F43120	Site preparation	s	s	s	s	s	s	s	s
F43210	Electrical installation	1,194,838	534,894	558,559	3,079	25,184	21,711	51,064	347
F43220	Plumbing, heat and air-conditioning installation	547,942	198,237	345,940	538	-	-	3,227	-
F43290	Other construction installation	283,408	118,493	111,542	-	33,282	15,275	4,816	-
F43301	Painting and related work	1,973	997	976	-	-	-	-	-
F43302	Floor and wall tiling or covering with other material	s	s	s	s	s	s	s	s
F43309	Other building completion and finishing activities	259,188	174,993	84,195	-	-	-	-	-
F43900	Other specialized construction activities	425,446	186,978	232,185	596	5,597	90	-	-
	National Capital Region	13,076,689	9,110,924	3,551,666	19,832	107,682	178,271	107,968	347
F41001	Residential (dwelling) building constructions	568,696	93,645	474,459	592	-	-	-	-
F41002	Non-residential building constructions	4,529,123	3,578,022	872,575	14,252	-	3,302	60,972	-
F42100	Construction of roads and railways	5,585,863	4,419,041	970,842	4,258	53,829	137,892	-	-
F42200	Construction of utility projects	11,410	-	11,410	-	-	-	-	-
F42900	Construction of other civil engineering projects	s	s	s	s	s	s	s	s
F43210	Electrical installation	1,122,641	532,495	512,682	-	16,452	21,711	38,954	347
F43220	Plumbing, heat and air-conditioning installation	508,572	177,641	327,274	430	-	-	3,227	-
F43290	Other construction installation	272,266	118,493	100,400	-	33,282	15,275	4,816	-
F43301	Painting and related work	1,973	997	976	-	-	-	-	-
F43302	Floor and wall tiling or covering with other material	s	s	s	s	s	s	s	s
F43309	Other building completion and finishing activities	259,013	174,993	84,020	-	-	-	-	-
F43900	Other specialized construction activities	177,023	4,596	168,219	-	4,118	90	-	-
	Cordillera Administrative Region	57,404	37,790	18,614	1,000	-	-	-	-
F41002	Non-residential building constructions	s	s	s	s	-	-	-	-
F42100	Construction of roads and railways	s	s	s	s	-	-	-	-
	I - Ilocos Region	6,978	4,000	2,868	110	-	-	-	-
F41001	Residential (dwelling) building constructions	6,628	4,000	2,528	100	-	-	-	-
F41002	Non-residential building constructions								
F42100	Construction of roads and railways								
	II - Cagayan Valley	92,817	58,959	2,839	20	29,500	1,500	-	-
F41001	Residential (dwelling) building constructions	s	s	s	s	s	s	-	-
F41002	Non-residential building constructions	s	s	s	s	s	s	-	-
F42100	Construction of roads and railways	28,009	25,973	536	-	-	1,500	-	-
F42900	Construction of other civil engineering projects	s	s	s	s	s	s	-	-

TABLE 9a Number of Establishments and Value of Inventories by Type for Construction Establishments with Total Employment of 20 and Over by Region and Industry Sub-Class: Philippines, 2010 *(Continued)*

(Value in thousand pesos. Details may not add up to total due to rounding and/or statistical disclosure control)

2009 PSIC Code	Region/ Industry Description	Value of Inventories as of December 31							
		Total	Construction in-Progress	Materials and Supplies	Fuels, Lubricants, Oils and Greases	Finished Products	Work-in- Progress	Goods for Resale	Other Inventories
		(10)	(11)	(12)	(13)	(14)	(15)	(16)	(17)
	III - Central Luzon	372,687	241,988	118,369	9,768	-	-	2,562	-
F41001	Residential (dwelling) building constructions	20,816	-	18,254	-	-	-	2,562	-
F41002	Non-residential building constructions	135,333	119,680	15,412	241	-	-	-	-
F42100	Construction of roads and railways	213,350	120,330	84,693	8,327	-	-	-	-
F42200	Construction of utility projects	S	S	S	S	-	-	S	-
F42900	Construction of other civil engineering projects	S	S	S	S	-	-	S	-
F43210	Electrical installation	S	S	S	S	-	-	S	-
F43309	Other building completion and finishing activities	S	S	S	S	-	-	S	-
	IVA - CALABARZON	1,058,544	757,852	273,376	5,491	10,065	-	11,760	-
F41001	Residential (dwelling) building constructions	76,134	43,026	33,109	-	-	-	-	-
F41002	Non-residential building constructions	303,614	258,461	44,602	550	-	-	-	-
F42100	Construction of roads and railways	298,543	254,107	43,247	1,189	-	-	-	-
F42200	Construction of utility projects	S	S	S	S	S	-	S	-
F43210	Electrical installation	67,592	-	44,199	3,047	8,586	-	11,760	-
F43220	Plumbing, heat and air-conditioning installation	S	S	S	S	S	-	S	-
F43290	Other construction installation	S	S	S	S	S	-	S	-
F43309	Other building completion and finishing activities	S	S	S	S	S	-	S	-
F43900	Other specialized construction activities	246,398	181,662	62,661	596	1,479	-	-	-
	IVB - MIMAROPA	8,578	86	8,468	24	-	-	-	-
F42100	Construction of roads and railways	8,578	86	8,468	24	-	-	-	-
	V - Bicol Region	61,386	4,667	56,319	350	50	-	-	-
F41001	Residential (dwelling) building constructions	S	S	S	S	S	-	-	-
F42100	Construction of roads and railways	S	S	S	S	S	-	-	-
	VI - Western Visayas	166,671	87,449	75,784	112	19	20	3,286	-
F41002	Non-residential building constructions	S	S	S	S	S	S	S	-
F42100	Construction of roads and railways	75,694	17,322	54,934	112	19	20	3,286	-
F42900	Construction of other civil engineering projects	S	S	S	S	S	S	S	-
F43120	Site preparation	S	S	S	S	S	S	S	-
F43210	Electrical installation	S	S	S	S	S	S	S	-
	VII - Central Visayas	525,500	227,556	287,663	6,809	-	-	350	3,122
F41001	Residential (dwelling) building constructions	1,932	1,094	838	-	-	-	-	-
F41002	Non-residential building constructions	230,381	51,875	176,445	2,061	-	-	-	-
F42100	Construction of roads and railways	287,129	171,924	107,695	4,387	-	-	-	3,122
F42200	Construction of utility projects	S	S	S	S	-	-	S	S
F43210	Electrical installation	3,358	1,943	1,054	11	-	-	350	-
F43220	Plumbing, heat and air-conditioning installation	S	S	S	S	-	-	S	S
F43290	Other construction installation	S	S	S	S	-	-	S	S
F43309	Other building completion and finishing activities	S	S	S	S	-	-	S	S
F43900	Other specialized construction activities	2,025	720	1,305	-	-	-	-	-

TABLE 9a Number of Establishments and Value of Inventories by Type for Construction Establishments with Total Employment of 20 and Over
by Region and Industry Sub-Class: Philippines, 2010 *(Concluded)*

(Value in thousand pesos. Details may not add up to total due to rounding and/or statistical disclosure control)

2009 PSIC Code	Region/ Industry Description	Value of Inventories as of December 31							
		Total	Construction- in-Progress	Materials and Supplies	Fuels, Lubricants, Oils and Greases	Finished Products	Work-in- Progress	Goods for Resale	Other Inventories
		(10)	(11)	(12)	(13)	(14)	(15)	(16)	(17)
	VIII - Eastern Visayas	20,351	-	19,878	-	-	-	473	-
F41002	Non-residential building constructions	S	-	S	-	-	-	S	-
F42100	Construction of roads and railways	12,452	-	11,979	-	-	-	473	-
F42200	Construction of utility projects	S	-	S	-	-	-	S	-
F42900	Construction of other civil engineering projects	S	-	S	-	-	-	S	-
	IX - Zamboanga Peninsula	7,729	2,584	5,107	37	-	-	-	-
F41002	Non-residential building constructions	1,405	-	1,367	37	-	-	-	-
F42100	Construction of roads and railways	6,324	2,584	3,740	-	-	-	-	-
	X - Northern Mindanao	231,168	154,620	75,645	903	-	-	-	-
F41001	Residential (dwelling) building constructions	2,798	-	2,578	220	-	-	-	-
F41002	Non-residential building constructions								
F42100	Construction of roads and railways	220,299	154,620	65,612	67	-	-	-	-
F42900	Construction of other civil engineering projects	S	S	S	S	-	-	-	-
F43210	Electrical installation	S	S	S	S	-	-	-	-
	XI - Davao Region	646,544	592,121	53,878	399	146	-	-	-
F41001	Residential (dwelling) building constructions	S	S	S	S	S	-	-	-
F41002	Non-residential building constructions	1,534	-	1,534	-	-	-	-	-
F42100	Construction of roads and railways	595,337	558,098	36,842	397	-	-	-	-
F42200	Construction of utility projects	S	S	S	S	S	-	-	-
F43210	Electrical installation	S	S	S	S	S	-	-	-
	XII - SOCCSKSARGEN a/	31,060	24,693	6,062	305	-	-	-	-
F41002	Non-residential building constructions	S	S	S	S	-	-	-	-
F42100	Construction of roads and railways	S	S	S	S	-	-	-	-
F42900	Construction of other civil engineering projects	S	S	S	S	-	-	-	-
	Autonomous Region in Muslim Mindanao	b/	b/	b/	b/	-	-	-	-
F42900	Construction of other civil engineering projects	c/	c/	c/	c/	-	-	-	-
	XIII - Caraga	234,085	151,395	64,940	275	1,617	618	15,240	-
F42100	Construction of roads and railways	234,085	151,395	64,940	275	1,617	618	15,240	-

a/ - Includes data of ARMM

b/ - Data combined with Region XII-SOCCSKSARGEN

c/ - Data combined with F42900 of Region XII-SOCCSKSARGEN

TABLE 10a Number of Reporting Establishments and Highest Capital Participation Rate of Stockholder by Nationality for Construction Establishments with Total Employment of 20 and Over by Region and Industry Sub-Class: Philippines, 2010

2009 PSIC Code	Region/ Industry Description	Number of Reporting Establishments	Highest Capital Participation Rate of Stockholder as of December 31 by Nationality				
			Filipino	American	British	Chinese	German
		(1)	(2)	(3)	(4)	(5)	(6)
	Philippines	448	436	3	-	-	-
F41001	Residential (dwelling) building constructions	38	38	-	-	-	-
F41002	Non-residential building constructions	79	78	1	-	-	-
F42100	Construction of roads and railways	162	158	-	-	-	-
F42200	Construction of utility projects	16	15	1	-	-	-
F42900	Construction of other civil engineering projects	13	13	-	-	-	-
F43120	Site preparation	s	s	s	-	-	-
F43210	Electrical installation	68	63	1	-	-	-
F43220	Plumbing, heat and air-conditioning installation	17	17	-	-	-	-
F43290	Other construction installation	16	16	-	-	-	-
F43301	Painting and related work	4	4	-	-	-	-
F43302	Floor and wall tiling or covering with other material	s	s	s	-	-	-
F43309	Other building completion and finishing activities	12	12	-	-	-	-
F43900	Other specialized construction activities	20	19	-	-	-	-
	National Capital Region	227	215	3	-	-	-
F41001	Residential (dwelling) building constructions	16	16	-	-	-	-
F41002	Non-residential building constructions	39	38	1	-	-	-
F42100	Construction of roads and railways	57	53	-	-	-	-
F42200	Construction of utility projects	9	8	1	-	-	-
F42900	Construction of other civil engineering projects	s	s	s	-	-	-
F43210	Electrical installation	50	45	1	-	-	-
F43220	Plumbing, heat and air-conditioning installation	15	15	-	-	-	-
F43290	Other construction installation	11	11	-	-	-	-
F43301	Painting and related work	4	4	-	-	-	-
F43302	Floor and wall tiling or covering with other material	s	s	s	-	-	-
F43309	Other building completion and finishing activities	9	9	-	-	-	-
F43900	Other specialized construction activities	10	9	-	-	-	-
	Cordillera Administrative Region	5	5	-	-	-	-
F41002	Non-residential building constructions	s	s	-	-	-	-
F42100	Construction of roads and railways	s	s	-	-	-	-
	I - Ilocos Region	7	7	-	-	-	-
F41001	Residential (dwelling) building constructions }	3	3	-	-	-	-
F41002	Non-residential building constructions }						
F42100	Construction of roads and railways	4	4	-	-	-	-
	II - Cagayan Valley	7	7	-	-	-	-
F41001	Residential (dwelling) building constructions	s	s	-	-	-	-
F41002	Non-residential building constructions	s	s	-	-	-	-
F42100	Construction of roads and railways	3	3	-	-	-	-
F42900	Construction of other civil engineering projects	s	s	-	-	-	-

TABLE 10a Number of Reporting Establishments and Highest Capital Participation Rate of Stockholder by Nationality for Construction Establishments with Total Employment of 20 and Over by Region and Industry Sub-Class: Philippines, 2010 *(Continued)*

2009 PSIC Code	Region/ Industry Description	Number of Reporting Establishments	Highest Capital Participation Rate of Stockholder as of December 31 by Nationality				
			Filipino	American	British	Chinese	German
		(1)	(2)	(3)	(4)	(5)	(6)
	III - Central Luzon	26	26	-	-	-	-
F41001	Residential (dwelling) building constructions	3	3	-	-	-	-
F41002	Non-residential building constructions	6	6	-	-	-	-
F42100	Construction of roads and railways	13	13	-	-	-	-
F42200	Construction of utility projects	s	s	-	-	-	-
F42900	Construction of other civil engineering projects	s	s	-	-	-	-
F43210	Electrical installation	s	s	-	-	-	-
F43309	Other building completion and finishing activities	s	s	-	-	-	-
	IVA - CALABARZON	46	46	-	-	-	-
F41001	Residential (dwelling) building constructions	8	8	-	-	-	-
F41002	Non-residential building constructions	7	7	-	-	-	-
F42100	Construction of roads and railways	11	11	-	-	-	-
F42200	Construction of utility projects	s	s	-	-	-	-
F43210	Electrical installation	15	15	-	-	-	-
F43220	Plumbing, heat and air-conditioning installation	s	s	-	-	-	-
F43290	Other construction installation	s	s	-	-	-	-
F43309	Other building completion and finishing activities	s	s	-	-	-	-
F43900	Other specialized construction activities	5	5	-	-	-	-
	IVB - MIMAROPA	3	3	-	-	-	-
F42100	Construction of roads and railways	3	3	-	-	-	-
	V - Bicol Region	8	8	-	-	-	-
F41001	Residential (dwelling) building constructions	s	s	-	-	-	-
F42100	Construction of roads and railways	s	s	-	-	-	-
	VI - Western Visayas	14	14	-	-	-	-
F41002	Non-residential building constructions	s	s	-	-	-	-
F42100	Construction of roads and railways	9	9	-	-	-	-
F42900	Construction of other civil engineering projects	s	s	-	-	-	-
F43120	Site preparation	s	s	-	-	-	-
F43210	Electrical installation	s	s	-	-	-	-
	VII - Central Visayas	40	40	-	-	-	-
F41001	Residential (dwelling) building constructions	3	3	-	-	-	-
F41002	Non-residential building constructions	10	10	-	-	-	-
F42100	Construction of roads and railways	12	12	-	-	-	-
F42200	Construction of utility projects	s	s	-	-	-	-
F43210	Electrical installation	5	5	-	-	-	-
F43220	Plumbing, heat and air-conditioning installation	s	s	-	-	-	-
F43290	Other construction installation	s	s	-	-	-	-
F43309	Other building completion and finishing activities	s	s	-	-	-	-
F43900	Other specialized construction activities	5	5	-	-	-	-

TABLE 10a Number of Reporting Establishments and Highest Capital Participation Rate of Stockholder by Nationality for Construction Establishments with Total Employment of 20 and Over by Region and Industry Sub-Class: Philippines, 2010 *(Continued)*

2009 PSIC Code	Region/ Industry Description	Number of Reporting Establishments	Highest Capital Participation Rate of Stockholder as of December 31 by Nationality				
			Filipino	American	British	Chinese	German
		(1)	(2)	(3)	(4)	(5)	(6)
	VIII - Eastern Visayas	8	8	-	-	-	-
F41002	Non-residential building constructions	s	s	-	-	-	-
F42100	Construction of roads and railways	5	5	-	-	-	-
F42200	Construction of utility projects	s	s	-	-	-	-
F42900	Construction of other civil engineering projects	s	s	-	-	-	-
	IX - Zamboanga Peninsula	9	9	-	-	-	-
F41002	Non-residential building constructions	4	4	-	-	-	-
F42100	Construction of roads and railways	5	5	-	-	-	-
	X - Northern Mindanao	18	18	-	-	-	-
F41001	Residential (dwelling) building constructions	3	3	-	-	-	-
F41002	Non-residential building constructions						
F42100	Construction of roads and railways	12	12	-	-	-	-
F42900	Construction of other civil engineering projects	s	s	-	-	-	-
F43210	Electrical installation	s	s	-	-	-	-
	XI - Davao Region	18	18	-	-	-	-
F41001	Residential (dwelling) building constructions	s	s	-	-	-	-
F41002	Non-residential building constructions	4	4	-	-	-	-
F42100	Construction of roads and railways	8	8	-	-	-	-
F42200	Construction of utility projects	s	s	-	-	-	-
F43210	Electrical installation	s	s	-	-	-	-
	XII - SOCCSKSARGEN a/	7	7	-	-	-	-
F41002	Non-residential building constructions	s	s	-	-	-	-
F42100	Construction of roads and railways	s	s	-	-	-	-
F42900	Construction of other civil engineering projects	s	s	-	-	-	-
	Autonomous Region in Muslim Mindanao	b/	b/	-	-	-	-
F42900	Construction of other civil engineering projects	c/	c/	-	-	-	-
	XIII - Caraga	5	5	-	-	-	-
F42100	Construction of roads and railways	5	5	-	-	-	-

TABLE 10a Number of Reporting Establishments and Highest Capital Participation Rate of Stockholder by Nationality for Construction Establishments with Total Employment of 20 and Over by Region and Industry Sub-Class: Philippines, 2010 *(Continued)*

2009 PSIC Code	Region/ Industry Description	Highest Capital Participation Rate of Stockholder as of December 31 by Nationality				
		Japanese	Korean	Singaporean	Taiwanese	Other Nationality
		(7)	(8)	(9)	(10)	(11)
	Philippines	4	1	3	-	1
F41001	Residential (dwelling) building constructions	-	-	-	-	-
F41002	Non-residential building constructions	-	-	-	-	-
F42100	Construction of roads and railways	2	1	-	-	1
F42200	Construction of utility projects	-	-	-	-	-
F42900	Construction of other civil engineering projects	-	-	-	-	-
F43120	Site preparation	S	S	S	-	S
F43210	Electrical installation	2	-	2	-	-
F43220	Plumbing, heat and air-conditioning installation	-	-	-	-	-
F43290	Other construction installation	-	-	-	-	-
F43301	Painting and related work	-	-	-	-	-
F43302	Floor and wall tiling or covering with other material	S	S	S	-	S
F43309	Other building completion and finishing activities	-	-	-	-	-
F43900	Other specialized construction activities	-	-	1	-	-
	National Capital Region	4	1	3	-	1
F41001	Residential (dwelling) building constructions	-	-	-	-	-
F41002	Non-residential building constructions	-	-	-	-	-
F42100	Construction of roads and railways	2	1	-	-	1
F42200	Construction of utility projects	-	-	-	-	-
F42900	Construction of other civil engineering projects	S	S	S	-	S
F43210	Electrical installation	2	-	2	-	-
F43220	Plumbing, heat and air-conditioning installation	-	-	-	-	-
F43290	Other construction installation	-	-	-	-	-
F43301	Painting and related work	-	-	-	-	-
F43302	Floor and wall tiling or covering with other material	S	S	S	-	S
F43309	Other building completion and finishing activities	-	-	-	-	-
F43900	Other specialized construction activities	-	-	1	-	-
	Cordillera Administrative Region	-	-	-	-	-
F41002	Non-residential building constructions	-	-	-	-	-
F42100	Construction of roads and railways	-	-	-	-	-
	I - Ilocos Region	-	-	-	-	-
F41001	Residential (dwelling) building constructions }	-	-	-	-	-
F41002	Non-residential building constructions }	-	-	-	-	-
F42100	Construction of roads and railways	-	-	-	-	-
	II - Cagayan Valley	-	-	-	-	-
F41001	Residential (dwelling) building constructions	-	-	-	-	-
F41002	Non-residential building constructions	-	-	-	-	-
F42100	Construction of roads and railways	-	-	-	-	-
F42900	Construction of other civil engineering projects	-	-	-	-	-

TABLE 10a Number of Reporting Establishments and Highest Capital Participation Rate of Stockholder by Nationality for Construction Establishments with Total Employment of 20 and Over by Region and Industry Sub-Class: Philippines, 2010 *(Continued)*

2009 PSIC Code	Region/ Industry Description	Highest Capital Participation Rate of Stockholder as of December 31 by Nationality				
		Japanese	Korean	Singaporean	Taiwanese	Other Nationality
		(7)	(8)	(9)	(10)	(11)
	III - Central Luzon	-	-	-	-	-
F41001	Residential (dwelling) building constructions	-	-	-	-	-
F41002	Non-residential building constructions	-	-	-	-	-
F42100	Construction of roads and railways	-	-	-	-	-
F42200	Construction of utility projects	-	-	-	-	-
F42900	Construction of other civil engineering projects	-	-	-	-	-
F43210	Electrical installation	-	-	-	-	-
F43309	Other building completion and finishing activities	-	-	-	-	-
	IVA - CALABARZON	-	-	-	-	-
F41001	Residential (dwelling) building constructions	-	-	-	-	-
F41002	Non-residential building constructions	-	-	-	-	-
F42100	Construction of roads and railways	-	-	-	-	-
F42200	Construction of utility projects	-	-	-	-	-
F43210	Electrical installation	-	-	-	-	-
F43220	Plumbing, heat and air-conditioning installation	-	-	-	-	-
F43290	Other construction installation	-	-	-	-	-
F43309	Other building completion and finishing activities	-	-	-	-	-
F43900	Other specialized construction activities	-	-	-	-	-
	IVB - MIMAROPA	-	-	-	-	-
F42100	Construction of roads and railways	-	-	-	-	-
	V - Bicol Region	-	-	-	-	-
F41001	Residential (dwelling) building constructions	-	-	-	-	-
F42100	Construction of roads and railways	-	-	-	-	-
	VI - Western Visayas	-	-	-	-	-
F41002	Non-residential building constructions	-	-	-	-	-
F42100	Construction of roads and railways	-	-	-	-	-
F42900	Construction of other civil engineering projects	-	-	-	-	-
F43120	Site preparation	-	-	-	-	-
F43210	Electrical installation	-	-	-	-	-
	VII - Central Visayas	-	-	-	-	-
F41001	Residential (dwelling) building constructions	-	-	-	-	-
F41002	Non-residential building constructions	-	-	-	-	-
F42100	Construction of roads and railways	-	-	-	-	-
F42200	Construction of utility projects	-	-	-	-	-
F43210	Electrical installation	-	-	-	-	-
F43220	Plumbing, heat and air-conditioning installation	-	-	-	-	-
F43290	Other construction installation	-	-	-	-	-
F43309	Other building completion and finishing activities	-	-	-	-	-
F43900	Other specialized construction activities	-	-	-	-	-

TABLE 10a Number of Reporting Establishments and Highest Capital Participation Rate of Stockholder by Nationality for Construction Establishments with Total Employment of 20 and Over by Region and Industry Sub-Class: Philippines, 2010 *(Concluded)*

2009 PSIC Code	Region/ Industry Description	Highest Capital Participation Rate of Stockholder as of December 31 by Nationality				
		Japanese	Korean	Singaporean	Taiwanese	Other Nationality
		(7)	(8)	(9)	(10)	(11)
	VIII - Eastern Visayas	-	-	-	-	-
F41002	Non-residential building constructions	-	-	-	-	-
F42100	Construction of roads and railways	-	-	-	-	-
F42200	Construction of utility projects	-	-	-	-	-
F42900	Construction of other civil engineering projects	-	-	-	-	-
	IX - Zamboanga Peninsula	-	-	-	-	-
F41002	Non-residential building constructions	-	-	-	-	-
F42100	Construction of roads and railways	-	-	-	-	-
	X - Northern Mindanao	-	-	-	-	-
F41001	Residential (dwelling) building constructions }	-	-	-	-	-
F41002	Non-residential building constructions }	-	-	-	-	-
F42100	Construction of roads and railways	-	-	-	-	-
F42900	Construction of other civil engineering projects	-	-	-	-	-
F43210	Electrical installation	-	-	-	-	-
	XI - Davao Region	-	-	-	-	-
F41001	Residential (dwelling) building constructions	-	-	-	-	-
F41002	Non-residential building constructions	-	-	-	-	-
F42100	Construction of roads and railways	-	-	-	-	-
F42200	Construction of utility projects	-	-	-	-	-
F43210	Electrical installation	-	-	-	-	-
	XII - SOCCSKSARGEN a/	-	-	-	-	-
F41002	Non-residential building constructions	-	-	-	-	-
F42100	Construction of roads and railways	-	-	-	-	-
F42900	Construction of other civil engineering projects	-	-	-	-	-
	Autonomous Region in Muslim Mindanao	-	-	-	-	-
F42900	Construction of other civil engineering projects	-	-	-	-	-
	XIII - Caraga	-	-	-	-	-
F42100	Construction of roads and railways	-	-	-	-	-

a/ - Includes data of ARMM

b/ - Data combined with Region XII-SOCCSKSARGEN

c/ - Data combined with F42900 of Region XII-SOCCSKSARGEN

**Establishments
with Total Employment
of Less Than 20**

NATIONAL TABLES

TABLE 1b Summary Statistics for Construction Establishments with Total Employment of Less Than 20 by Industry Sub-Class: Philippines, 2010

(Value in thousand pesos. Details may not add-up to total due to rounding and/or statistical disclosure control)

2009 PSIC Code	Industry Description	Number of Establishments	Employment as of November 15		Total Compensation	Total Revenue	Total Cost
			Total	Paid Employees			
		(1)	(2)	(3)	(4)	(5)	(6)
F	Construction	730	8,756	8,571	1,011,498	14,895,161	13,074,919
F41001	Residential (dwelling) building constructions	121	1,199	1,199	112,717	580,350	428,025
F41002	Non-residential building constructions	107	1,433	1,424	140,716	3,403,411	3,062,678
F42100	Construction of roads and railways	341	4,134	4,034	553,204	9,527,658	8,531,385
F42200	Construction of utility projects	17	256	251	20,705	243,002	173,633
F43120	Site preparation	s	s	s	s	s	s
F43210	Electrical installation	71	870	823	66,046	357,282	263,923
F43220	Plumbing, heat and air-conditioning installation	6	49	41	5,270	90,131	45,122
F43290	Other construction installation	16	207	204	38,225	163,126	125,665
F43301	Painting and related work	5	60	60	6,497	20,270	10,731
F43302	Floor and wall tiling or covering with other material	s	s	s	s	s	s
F43309	Other building completion and finishing activities	17	291	291	34,000	174,786	137,711
F43900	Other specialized construction activities	23	186	172	24,679	154,560	123,680

2009 PSIC Code	Industry Description	Value of Output	Intermediate Cost	Value Added	Gross Addition to Tangible Fixed Assets	Change in Inventories	Subsidies
		(7)	(8)	(9)	(10)	(11)	(12)
F	Construction	14,824,561	11,142,523	2,861,807	(5,588)	848,631	-
F41001	Residential (dwelling) building constructions	572,306	368,636	169,469	16,708	(16,002)	-
F41002	Non-residential building constructions	3,401,496	2,683,761	427,047	1,336	178,838	-
F42100	Construction of roads and railways	9,471,112	7,215,639	1,851,144	(46,894)	685,679	-
F42200	Construction of utility projects	243,002	159,877	73,935	-	67	-
F43120	Site preparation	s	s	s	s	s	-
F43210	Electrical installation	357,282	208,251	135,752	443	-	-
F43220	Plumbing, heat and air-conditioning installation	90,130	32,960	55,590	624	7,735	-
F43290	Other construction installation	163,109	79,222	48,530	15,200	174	-
F43301	Painting and related work	18,570	5,957	11,548	130	76	-
F43302	Floor and wall tiling or covering with other material	s	s	s	s	s	-
F43309	Other building completion and finishing activities	173,595	121,178	35,906	186	(8,431)	-
F43900	Other specialized construction activities	154,540	110,537	36,451	-	(514)	-

TABLE 2b Number of Establishments and Employment by Type and Sex for Construction Establishments with Total Employment of Less Than 20 by Industry Sub-Class: Philippines, 2010

(Details may not add-up to total due to rounding and/or statistical disclosure control)

2009 PSIC Code	Industry Description	Number of Establishments	Employment as of November 15					
			Total		Paid		Unpaid	
			Male	Female	Male	Female	Male	Female
			(1)	(2)	(3)	(4)	(5)	(6)
F	Construction	730	6,919	1,837	6,801	1,770	118	68
F41001	Residential (dwelling) building constructions	121	1,023	176	1,023	176	-	-
F41002	Non-residential building constructions	107	1,070	363	1,061	363	9	-
F42100	Construction of roads and railways	341	3,192	942	3,124	910	68	32
F42200	Construction of utility projects	17	209	46	209	42	-	4
F43120	Site preparation	s	s	s	s	s	s	s
F43210	Electrical installation	71	720	149	689	134	32	16
F43220	Plumbing, heat and air-conditioning installation	6	33	16	31	10	2	6
F43290	Other construction installation	16	157	49	157	47	-	3
F43301	Painting and related work	5	54	6	54	6	-	-
F43302	Floor and wall tiling or covering with other material	s	s	s	s	s	s	s
F43309	Other building completion and finishing activities	17	255	36	255	36	-	-
F43900	Other specialized construction activities	23	162	25	154	18	7	7

TABLE 2b.1 Number of Establishments and Hours Worked by Construction Workers by Sex for Construction Establishments with Total Employment of Less Than 20 by Industry Sub-Class: Philippines, 2010

(Details may not add-up to total due to rounding and/or statistical disclosure control)

2009 PSIC Code	Industry Description	Number of Establishments	Construction Workers			Hours Worked		
			Total	Male	Female	Total	Male	Female
		(1)	(2)	(3)	(4)	(5)	(6)	(7)
F	Construction	730	5832	5,451	381	14,420,436	13,471,401	949,036
F41001	Residential (dwelling) building constructions	121	865	865	-	2,161,905	2,161,905	-
F41002	Non-residential building constructions	107	831	729	102	2,061,197	1,807,437	253,760
F42100	Construction of roads and railways	341	2981	2,721	260	7,321,642	6,672,920	648,722
F42200	Construction of utility projects	17	128	128	-	319,488	319,488	-
F43120	Site preparation	s	s	s	s	s	s	s
F43210	Electrical installation	71	501	485	16	1,235,021	1,196,083	38,938
F43220	Plumbing, heat and air-conditioning installation	6	12	12	-	26,832	26,832	-
F43290	Other construction installation	16	128	125	3	324,864	319,744	5,120
F43301	Painting and related work	5	44	44	-	111,696	111,696	-
F43302	Floor and wall tiling or covering with other material	s	s	s	s	s	s	s
F43309	Other building completion and finishing activities	17	178	178	-	444,704	444,704	-
F43900	Other specialized construction activities	23	146	146	-	363,168	363,168	-

TABLE 3b Number of Establishments and Compensation of Employees for Construction Establishments with Total Employment of Less Than 20
by Industry Sub-Class: Philippines, 2010

(Value in thousand pesos. Details may not add-up to total due to rounding and/or statistical disclosure control)

2009 PSIC Code	Industry Description	Number of Establishments	Compensation			
			Total	Gross Salaries and Wages	Employer's Contribution to SSS/GSIS, ECC, etc	Separation, Retirement, Terminal Pay, Gratuities and Others
		(1)	(2)	(3)	(4)	(5)
F	Construction	730	1,011,498	949,461	54,988	7,049
F41001	Residential (dwelling) building constructions	121	112,717	106,551	6,166	-
F41002	Non-residential building constructions	107	140,716	130,941	9,775	-
F42100	Construction of roads and railways	341	553,204	526,917	25,801	486
F42200	Construction of utility projects	17	20,705	18,798	1,119	788
F43120	Site preparation	s	s	s	s	s
F43210	Electrical installation	71	66,046	57,530	3,056	5,460
F43220	Plumbing, heat and air-conditioning installation	6	5,270	4,960	310	-
F43290	Other construction installation	16	38,225	34,611	3,614	-
F43301	Painting and related work	5	6,497	6,233	263	-
F43302	Floor and wall tiling or covering with other material	s	s	s	s	s
F43309	Other building completion and finishing activities	17	34,000	31,825	2,175	-
F43900	Other specialized construction activities	23	24,679	22,591	1,773	315

TABLE 4b Number of Establishments and Value of Output for Construction Establishments with Total Employment of Less Than 20
by Industry Sub-Class: Philippines, 2010

(Value in thousand pesos. Details may not add-up to total due to rounding and/or statistical disclosure control)

2009 PSIC Code	Industry Description	Number of Establishments	Value of Output			
			Total	Value of Domestic Construction Put in Place	Net Income Earned from Construction Activities Abroad	Value of Industrial Services Done for Others
		(1)	(2)	(3)	(4)	(5)
F	Construction	730	14,824,561	14,721,227	-	103,333
F41001	Residential (dwelling) building constructions	121	572,306	520,825	-	51,481
F41002	Non-residential building constructions	107	3,401,496	3,401,496	-	-
F42100	Construction of roads and railways	341	9,471,112	9,469,118	-	1,993
F42200	Construction of utility projects	17	243,002	243,002	-	-
F43120	Site preparation	s	s	s	-	s
F43210	Electrical installation	71	357,282	357,282	-	-
F43220	Plumbing, heat and air-conditioning installation	6	90,130	75,432	-	14,698
F43290	Other construction installation	16	163,109	163,109	-	-
F43301	Painting and related work	5	18,570	18,570	-	-
F43302	Floor and wall tiling or covering with other material	s	s	s	-	s
F43309	Other building completion and finishing activities	17	173,595	173,357	-	238
F43900	Other specialized construction activities	23	154,540	154,540	-	-

TABLE 4b Number of Establishments and Value of Output for Construction Establishments with Total Employment of Less Than 20
by Industry Sub-Class: Philippines, 2010 *(Concluded)*

(Value in thousand pesos. Details may not add-up to total due to rounding and/or statistical disclosure control)

2009 PSIC Code	Industry Description	Value of Output			
		Value of Products Sold	Value of Goods for Resale Less Cost of Goods Sold	Tangible Fixed Assets Produced on Own Account	Change in Inventory of Finished Products and Work-in- Progress
		(6)	(7)	(8)	(9)
F	Construction	373	-	-	(372)
F41001	Residential (dwelling) building constructions	-	-	-	-
F41002	Non-residential building constructions	-	-	-	-
F42100	Construction of roads and railways	373	-	-	(372)
F42200	Construction of utility projects	-	-	-	-
F43120	Site preparation	s	-	-	s
F43210	Electrical installation	-	-	-	-
F43220	Plumbing, heat and air-conditioning installation	-	-	-	-
F43290	Other construction installation	-	-	-	-
F43301	Painting and related work	-	-	-	-
F43302	Floor and wall tiling or covering with other material	s	-	-	s
F43309	Other building completion and finishing activities	-	-	-	-
F43900	Other specialized construction activities	-	-	-	-

TABLE 4b.1 Number of Establishments and Revenue by Type for Construction Establishments with Total Employment of Less Than 20
by Industry Sub-Class: Philippines, 2010

(Value in thousand pesos. Details may not add-up to total due to rounding and/or statistical disclosure control)

2009 PSIC Code	Industry Description	Number of Establishments	Revenue			
			Total	Value of Domestic Construction Put in Place	Net Income Earned from Construction Activities Abroad	Value of Industrial Services Done for Others
		(1)	(2)	(3)	(4)	(5)
F	Construction	730	14,895,161	14,721,227	-	103,333
F41001	Residential (dwelling) building constructions	121	580,350	520,825	-	51,481
F41002	Non-residential building constructions	107	3,403,411	3,401,496	-	-
F42100	Construction of roads and railways	341	9,527,658	9,469,118	-	1,993
F42200	Construction of utility projects	17	243,002	243,002	-	-
F43120	Site preparation	s	s	s	-	s
F43210	Electrical installation	71	357,282	357,282	-	-
F43220	Plumbing, heat and air-conditioning installation	6	90,131	75,432	-	14,698
F43290	Other construction installation	16	163,126	163,109	-	-
F43301	Painting and related work	5	20,270	18,570	-	-
F43302	Floor and wall tiling or covering with other material	s	s	s	-	s
F43309	Other building completion and finishing activities	17	174,786	173,357	-	238
F43900	Other specialized construction activities	23	154,560	154,540	-	-

TABLE 4b.1 Number of Establishments and Revenue by Type for Construction Establishments with Total Employment of Less Than 20
by Industry Sub-Class: Philippines, 2010 *(Concluded)*

(Value in thousand pesos. Details may not add-up to total due to rounding and/or statistical disclosure control)

2009 PSIC Code	Industry Description	Revenue				
		Value of Products Sold	Value of Non- Industrial Services Done for Others	Delivery Charges Separately Invoiced to Customers	Value of Goods for Resale	Interest Income
		(6)	(7)	(8)	(9)	(10)
F	Construction	373	48,519	-	-	960
F41001	Residential (dwelling) building constructions	-	-	-	-	-
F41002	Non-residential building constructions	-	1,143	-	-	772
F42100	Construction of roads and railways	373	43,424	-	-	81
F42200	Construction of utility projects	-	-	-	-	-
F43120	Site preparation	S	S	-	-	S
F43210	Electrical installation	-	-	-	-	-
F43220	Plumbing, heat and air-conditioning installation	-	-	-	-	-
F43290	Other construction installation	-	-	-	-	2
F43301	Painting and related work	-	1,700	-	-	-
F43302	Floor and wall tiling or covering with other material	S	S	-	-	S
F43309	Other building completion and finishing activities	-	1,085	-	-	105
F43900	Other specialized construction activities	-	-	-	-	-

2009 PSIC Code	Industry Description	Revenue					
		Dividend Income	Commission and Fees Earned	Royalty Income	Franchise Income	Foreign Exchange Gains	Other Income
		(11)	(12)	(13)	(14)	(15)	(16)
F	Construction	-	605	-	5,915	8,045	6,184
F41001	Residential (dwelling) building constructions	-	-	-	-	8,045	-
F41002	Non-residential building constructions	-	-	-	-	-	-
F42100	Construction of roads and railways	-	605	-	5,915	-	6,149
F42200	Construction of utility projects	-	-	-	-	-	-
F43120	Site preparation	-	S	-	S	S	S
F43210	Electrical installation	-	-	-	-	-	-
F43220	Plumbing, heat and air-conditioning installation	-	-	-	-	-	-
F43290	Other construction installation	-	-	-	-	-	15
F43301	Painting and related work	-	-	-	-	-	-
F43302	Floor and wall tiling or covering with other material	-	S	-	S	S	S
F43309	Other building completion and finishing activities	-	-	-	-	-	-
F43900	Other specialized construction activities	-	-	-	-	-	19

TABLE 4b.2 Number of Establishments and Value of Industrial Services Done for Others by Type for Construction
Establishments with Total Employment of Less Than 20 by Industry Sub-Class: Philippines, 2010

(Value in thousand pesos. Details may not add-up to total due to rounding and/or statistical disclosure control)

2009 PSIC Code	Industry Description	Number of Establishments	Industrial Services Done for Others		
			Total	Contract and Commission Work	Other Industrial Services
		(1)	(2)	(3)	(4)
F	Construction	730	103,333	43,667	59,666
F41001	Residential (dwelling) building constructions	121	51,481	-	51,481
F41002	Non-residential building constructions	107	-	-	-
F42100	Construction of roads and railways	341	1,993	1,993	-
F42200	Construction of utility projects	17	-	-	-
F43120	Site preparation	s	s	s	s
F43210	Electrical installation	71	-	-	-
F43220	Plumbing, heat and air-conditioning installation	6	14,698	6,513	8,185
F43290	Other construction installation	16	-	-	-
F43301	Painting and related work	5	-	-	-
F43302	Floor and wall tiling or covering with other material	s	s	s	s
F43309	Other building completion and finishing activities	17	238	238	-
F43900	Other specialized construction activities	23	-	-	-

TABLE 4b.3 Number of Establishments and Value of Non-Industrial Services Done for Others by Type for Construction Establishments
with Total Employment of Less Than 20 by Industry Sub-Class: Philippines, 2010

(Value in thousand pesos. Details may not add-up to total due to rounding and/or statistical disclosure control)

2009 PSIC Code	Industry Description	Number of Establishments	Non-Industrial Services Done for Others				
			Total	Rent Income from Land	Rental Income from Building and Structures	Other Rental Income	Other Non-Industrial Services
		(1)	(2)	(3)	(4)	(5)	(6)
F	Construction	730	48,519	-	45,616	36	2,868
F41001	Residential (dwelling) building constructions	121	-	-	-	-	-
F41002	Non-residential building constructions	107	1,143	-	1,143	-	-
F42100	Construction of roads and railways	341	43,424	-	43,388	36	-
F42200	Construction of utility projects	17	-	-	-	-	-
F43120	Site preparation	s	s	-	s	s	s
F43210	Electrical installation	71	-	-	-	-	-
F43220	Plumbing, heat and air-conditioning installation	6	-	-	-	-	-
F43290	Other construction installation	16	-	-	-	-	-
F43301	Painting and related work	5	1,700	-	-	-	1,700
F43302	Floor and wall tiling or covering with other material	s	s	-	s	s	s
F43309	Other building completion and finishing activities	17	1,085	-	1,085	-	-
F43900	Other specialized construction activities	23	-	-	-	-	-

TABLE 5b Number of Establishments and Cost by Type for Construction Establishments with Total Employment of Less Than 20
by Industry Sub-Class: Philippines, 2010

(Value in thousand pesos. Details may not add-up to total due to rounding and/or statistical disclosure control)

2009 PSIC Code	Industry Description	Number of Establishments	Cost				
			Total	Materials and Supplies Purchased	Fuels, Lubricants, Oils and Greases Purchased	Electricity and Water Purchased	Industrial Services Done by Others
		(1)	(2)	(3)	(4)	(5)	(6)
F	Construction	730	13,074,919	9,514,213	162,218	119,044	1,872,582
F41001	Residential (dwelling) building constructions	121	428,025	295,034	7,605	18,426	31,569
F41002	Non-residential building constructions	107	3,062,678	2,078,152	41,397	15,806	574,823
F42100	Construction of roads and railways	341	8,531,385	6,513,084	81,237	57,572	1,078,750
F42200	Construction of utility projects	17	173,633	77,409	4,510	4,167	73,858
F43120	Site preparation	s	s	s	s	s	s
F43210	Electrical installation	71	263,923	164,983	4,387	6,070	32,811
F43220	Plumbing, heat and air-conditioning installation	6	45,122	38,702	449	1,277	267
F43290	Other construction installation	16	125,665	58,894	11,734	8,448	320
F43301	Painting and related work	5	10,731	2,868	745	542	1,878
F43302	Floor and wall tiling or covering with other material	s	s	s	s	s	s
F43309	Other building completion and finishing activities	17	137,711	97,255	1,919	1,609	11,964
F43900	Other specialized construction activities	23	123,680	99,267	3,997	3,630	3,129

2009 PSIC Code	Industry Description	Cost					
		Non-Industrial Services Done by Others	Goods Purchased for Resale	Interest Expense	Taxes on Products and Production	Research and Experimental Development Expense	Environmental Protection Expense
		(7)	(8)	(9)	(10)	(11)	(12)
F	Construction	869,120	-	57,693	90,571	50	4
F41001	Residential (dwelling) building constructions	42,018	-	222	14,917	-	-
F41002	Non-residential building constructions	291,831	-	3,858	16,145	-	-
F42100	Construction of roads and railways	444,481	-	52,684	44,045	-	4
F42200	Construction of utility projects	6,866	-	-	438	-	-
F43120	Site preparation	s	-	s	s	s	s
F43210	Electrical installation	13,147	-	145	3,367	-	-
F43220	Plumbing, heat and air-conditioning installation	1,530	-	-	1,821	50	-
F43290	Other construction installation	34,436	-	76	3,248	-	-
F43301	Painting and related work	2,742	-	200	508	-	-
F43302	Floor and wall tiling or covering with other material	s	-	s	s	s	s
F43309	Other building completion and finishing activities	16,972	-	20	2,781	-	-
F43900	Other specialized construction activities	7,518	-	457	1,610	-	-

TABLE 5b Number of Establishments and Cost by Type for Construction Establishments with Total Employment of Less Than 20
by Industry Sub-Class: Philippines, 2010 *(Concluded)*

(Value in thousand pesos. Details may not add-up to total due to rounding and/or statistical disclosure control)

2009 PSIC Code	Industry Description	Cost					
		Royalty Fee	Franchise Fee	Foreign Exchange Losses	Bad and Doubtful Debts	Depreciation of Fixed Assets	Other Cost
		(13)	(14)	(15)	(16)	(17)	(18)
F	Construction	-	293	-	100	369,604	19,427
F41001	Residential (dwelling) building constructions	-	-	-	-	18,006	229
F41002	Non-residential building constructions	-	-	-	-	40,666	-
F42100	Construction of roads and railways	-	293	-	-	244,196	15,039
F42200	Construction of utility projects	-	-	-	-	4,061	2,324
F43120	Site preparation	-	s	-	s	s	s
F43210	Electrical installation	-	-	-	-	38,881	132
F43220	Plumbing, heat and air-conditioning installation	-	-	-	100	927	-
F43290	Other construction installation	-	-	-	-	7,572	936
F43301	Painting and related work	-	-	-	-	1,224	23
F43302	Floor and wall tiling or covering with other material	-	s	-	s	s	s
F43309	Other building completion and finishing activities	-	-	-	-	4,566	625
F43900	Other specialized construction activities	-	-	-	-	4,019	54

TABLE 5b.1 Number of Establishments and Intermediate Cost for Construction Establishments with Total Employment of Less Than 20
by Industry Sub-Class: Philippines, 2010

(Value in thousand pesos. Details may not add-up to total due to rounding and/or statistical disclosure control)

2009 PSIC Code	Industry Description	Number of Establish- ments	Intermediate Cost					
			Total	Materials and Supplies Purchased	Fuels, Lubricants,Oils and Greases Purchased	Electricity and Water Purchased	Industrial Services Done by Others	Beginning Less Ending Inventory of Materials, Supplies and Fuels
			(1)	(2)	(3)	(4)	(5)	(6)
F	Construction	730	11,142,523	9,514,213	162,218	119,044	1,872,582	(525,534)
F41001	Residential (dwelling) building constructions	121	368,636	295,034	7,605	18,426	31,569	16,002
F41002	Non-residential building constructions	107	2,683,761	2,078,152	41,397	15,806	574,823	(26,417)
F42100	Construction of roads and railways	341	7,215,639	6,513,084	81,237	57,572	1,078,750	(515,004)
F42200	Construction of utility projects	17	159,877	77,409	4,510	4,167	73,858	(67)
F43120	Site preparation	s	s	s	s	s	s	s
F43210	Electrical installation	71	208,251	164,983	4,387	6,070	32,811	-
F43220	Plumbing, heat and air-conditioning installation	6	32,960	38,702	449	1,277	267	(7,735)
F43290	Other construction installation	16	79,222	58,894	11,734	8,448	320	(174)
F43301	Painting and related work	5	5,957	2,868	745	542	1,878	(76)
F43302	Floor and wall tiling or covering with other material	s	s	s	s	s	s	s
F43309	Other building completion and finishing activities	17	121,178	97,255	1,919	1,609	11,964	8,431
F43900	Other specialized construction activities	23	110,537	99,267	3,997	3,630	3,129	514

TABLE 5b.2 Number of Establishments and Cost of Industrial Services Done by Others by Type for Construction Establishments with Total Employment of Less Than 20 by Industry Sub-Class: Philippines, 2010

(Value in thousand pesos. Details may not add-up to total due to rounding and/or statistical disclosure control)

2009 PSIC Code	Industry Description	Number of Establishments	Industrial Services Done by Others		
			Total	Contract and Commission Work	Other Industrial Services
		(1)	(2)	(3)	(4)
F	Construction	730	1,872,582	1,747,035	125,548
F41001	Residential (dwelling) building constructions	121	31,569	31,440	129
F41002	Non-residential building constructions	107	574,823	566,830	7,993
F42100	Construction of roads and railways	341	1,078,750	989,132	89,617
F42200	Construction of utility projects	17	73,858	68,228	5,630
F43120	Site preparation	s	s	s	s
F43210	Electrical installation	71	32,811	17,212	15,599
F43220	Plumbing, heat and air-conditioning installation	6	267	267	-
F43290	Other construction installation	16	320	-	320
F43301	Painting and related work	5	1,878	1,765	113
F43302	Floor and wall tiling or covering with other material	s	s	s	s
F43309	Other building completion and finishing activities	17	11,964	9,740	2,224
F43900	Other specialized construction activities	23	3,129	1,158	1,971

TABLE 5b.3 Number of Establishments and Cost of Non-Industrial Services Done by Others by Type for Construction Establishments with Total Employment of Less Than 20 by Industry Sub-Class: Philippines, 2010

(Value in thousand pesos. Details may not add up to total due to rounding and/or statistical disclosure control)

2009 PSIC Code	Industry Description	Number of Establishments	Non- Industrial Services Done by Others				
			Total	Rent expense for Land	Rental expense for Building and Structures	Other Rental expense	Other Non-Industrial Services
		(1)	(2)	(3)	(4)	(5)	(6)
F	Construction	730	869,120	34,947	101,210	178,700	554,263
F41001	Residential (dwelling) building constructions	121	42,018	6,025	9,044	438	26,510
F41002	Non-residential building constructions	107	291,831	8,184	8,595	16,666	258,385
F42100	Construction of roads and railways	341	444,481	13,760	70,493	156,154	204,075
F42200	Construction of utility projects	17	6,866	-	2,569	9	4,287
F43120	Site preparation	s	s	s	s	s	s
F43210	Electrical installation	71	13,147	1,423	1,653	1,923	8,148
F43220	Plumbing, heat and air-conditioning installation	6	1,530	283	420	-	827
F43290	Other construction installation	16	34,436	2,476	3,768	-	28,191
F43301	Painting and related work	5	2,742	276	701	-	1,765
F43302	Floor and wall tiling or covering with other material	s	s	s	s	s	s
F43309	Other building completion and finishing activities	17	16,972	2,159	1,130	2,356	11,327
F43900	Other specialized construction activities	23	7,518	-	2,001	339	5,178

TABLE 6b Number of Establishments and Capital Expenditures for Tangible Fixed Assets by Type for Construction Establishments
with Total Employment of Less Than 20 by Industry Sub-Class: Philippines, 2010

(Value in thousand pesos. Details may not add up to total due to rounding and/or statistical disclosure control)

2009 PSIC Code	Industry Description	Number of Establishments	Capital Expenditures for Tangible Fixed Assets			
			Total	Land	Buildings, Other Structures and Land Improvements	Transport Equipment
		(1)	(2)	(3)	(4)	(5)
F	Construction	730	45,066	-	6,404	4,572
F41001	Residential (dwelling) building constructions	121	16,708	-	5,354	840
F41002	Non-residential building constructions	107	1,336	-	920	-
F42100	Construction of roads and railways	341	3,760	-	-	2,632
F42200	Construction of utility projects	17	-	-	-	-
F43120	Site preparation	s	s	-	s	s
F43210	Electrical installation	71	443	-	-	-
F43220	Plumbing, heat and air-conditioning installation	6	624	-	-	-
F43290	Other construction installation	16	15,200	-	-	-
F43301	Painting and related work	5	130	-	130	-
F43302	Floor and wall tiling or covering with other material	s	s	-	s	s
F43309	Other building completion and finishing activities	17	186	-	-	-
F43900	Other specialized construction activities	23	-	-	-	-

2009 PSIC Code	Industry Description	Capital Expenditures for Tangible Fixed Assets			
		ICT Machinery and Equipment	Other Machinery and Equipment	Valuables	Other Tangible Fixed Assets
		(6)	(7)	(8)	(9)
F	Construction	1,177	32,913	-	-
F41001	Residential (dwelling) building constructions	574	9,940	-	-
F41002	Non-residential building constructions	416	-	-	-
F42100	Construction of roads and railways	-	1,128	-	-
F42200	Construction of utility projects	-	-	-	-
F43120	Site preparation	s	s	-	-
F43210	Electrical installation	-	443	-	-
F43220	Plumbing, heat and air-conditioning installation	-	624	-	-
F43290	Other construction installation	-	15,200	-	-
F43301	Painting and related work	-	-	-	-
F43302	Floor and wall tiling or covering with other material	s	s	-	-
F43309	Other building completion and finishing activities	186	-	-	-
F43900	Other specialized construction activities	-	-	-	-

TABLE 6b.1 Number of Establishments and Capital Expenditures for Directly Imported Tangible Fixed Assets by Type for Construction Establishments with Total Employment of Less Than 20 by Industry Sub-Class: Philippines, 2010

(Value in thousand pesos. Details may not add up to total due to rounding and/or statistical disclosure control)

2009 PSIC Code	Industry Description	Number of Establish- ments	Directly Imported Tangible Fixed Assets					
			Total	Transport Equipment	ICT Machinery and Equipment	Other Machinery and Equipment	Valuables	Other Tangible Fixed Assets
			(1)	(2)	(3)	(4)	(5)	(6)
F	Construction	730	-	-	-	-	-	-
F41001	Residential (dwelling) building constructions	121	-	-	-	-	-	-
F41002	Non-residential building constructions	107	-	-	-	-	-	-
F42100	Construction of roads and railways	341	-	-	-	-	-	-
F42200	Construction of utility projects	17	-	-	-	-	-	-
F43120	Site preparation	s	-	-	-	-	-	-
F43210	Electrical installation	71	-	-	-	-	-	-
F43220	Plumbing, heat and air-conditioning installation	6	-	-	-	-	-	-
F43290	Other construction installation	16	-	-	-	-	-	-
F43301	Painting and related work	5	-	-	-	-	-	-
F43302	Floor and wall tiling or covering with other material	s	-	-	-	-	-	-
F43309	Other building completion and finishing activities	17	-	-	-	-	-	-
F43900	Other specialized construction activities	23	-	-	-	-	-	-

TABLE 6b.2 Number of Establishments and Capital Expenditures for Tangible Fixed Assets by Mode of Acquisition for Construction Establishments with Total Employment of Less Than 20 by Industry Sub-Class: Philippines, 2010

(Value in thousand pesos. Details may not add up to total due to rounding and/or statistical disclosure control)

2009 PSIC Code	Industry Description	Number of Establish- ments	Capital Expenditures for Tangible Fixed Assets by Mode of Acquisition				
			Total	New Tangible Fixed Assets	Major Alterations and Improvements	Land and Used Fixed Assets	Produced on Own Account
			(1)	(2)	(3)	(4)	(5)
F	Construction	730	45,066	38,661	6,404	-	-
F41001	Residential (dwelling) building constructions	121	16,708	11,354	5,354	-	-
F41002	Non-residential building constructions	107	1,336	416	920	-	-
F42100	Construction of roads and railways	341	3,760	3,760	-	-	-
F42200	Construction of utility projects	17	-	-	-	-	-
F43120	Site preparation	s	s	s	s	-	-
F43210	Electrical installation	71	443	443	-	-	-
F43220	Plumbing, heat and air-conditioning installation	6	624	624	-	-	-
F43290	Other construction installation	16	15,200	15,200	-	-	-
F43301	Painting and related work	5	130	-	130	-	-
F43302	Floor and wall tiling or covering with other material	s	s	s	s	-	-
F43309	Other building completion and finishing activities	17	186	186	-	-	-
F43900	Other specialized construction activities	23	-	-	-	-	-

TABLE 6b.3 Number of Establishments, Capital Expenditures for Intangible Assets for Construction Establishments with Total Employment of Less Than 20
by Industry Sub-Class: Philippines, 2010

(Value in thousand pesos. Details may not add up to total due to rounding and/or statistical disclosure control)

2009 PSIC Code	Industry Description	Number of Establishments	Capital Expenditures for Intangible Assets				
			Total	Intangible Non-produced Assets	Computer Software and Data Bases	Entertainment, Literary and Artistic Originals	Other Intangible Assets
		(1)	(2)	(3)	(4)	(5)	(6)
F	Construction	730	-	-	-	-	-
F41001	Residential (dwelling) building constructions	121	-	-	-	-	-
F41002	Non-residential building constructions	107	-	-	-	-	-
F42100	Construction of roads and railways	341	-	-	-	-	-
F42200	Construction of utility projects	17	-	-	-	-	-
F43120	Site preparation	s	-	-	-	-	-
F43210	Electrical installation	71	-	-	-	-	-
F43220	Plumbing, heat and air-conditioning installation	6	-	-	-	-	-
F43290	Other construction installation	16	-	-	-	-	-
F43301	Painting and related work	5	-	-	-	-	-
F43302	Floor and wall tiling or covering with other material	s	-	-	-	-	-
F43309	Other building completion and finishing activities	17	-	-	-	-	-
F43900	Other specialized construction activities	23	-	-	-	-	-

TABLE 7b Number of Establishments and Gross Addition to Tangible Fixed Assets for Construction Establishments
with Total Employment of Less Than 20 by Industry Sub-Class: Philippines, 2010

(Value in thousand pesos. Details may not add up to total due to rounding and/or statistical disclosure control)

2009 PSIC Code	Industry Description	Number of Establishments	Gross Addition to Tangible Fixed Assets	Capital Expenditures for Tangible Fixed Assets	Sale of Tangible Fixed Assets
F	Construction	730	(5,588)	45,066	50,654
F41001	Residential (dwelling) building constructions	121	16,708	16,708	-
F41002	Non-residential building constructions	107	1,336	1,336	-
F42100	Construction of roads and railways	341	(46,894)	3,760	50,654
F42200	Construction of utility projects	17	-	-	-
F43120	Site preparation	s	s	s	s
F43210	Electrical installation	71	443	443	-
F43220	Plumbing, heat and air-conditioning installation	6	624	624	-
F43290	Other construction installation	16	15,200	15,200	-
F43301	Painting and related work	5	130	130	-
F43302	Floor and wall tiling or covering with other material	s	s	s	s
F43309	Other building completion and finishing activities	17	186	186	-
F43900	Other specialized construction activities	23	-	-	-

TABLE 7b.1 Number of Establishments and Sale of Tangible Fixed Assets by Type for Construction Establishments
with Total Employment of Less Than 20 by Industry Sub-Class: Philippines, 2010

(Value in thousand pesos. Details may not add up to total due to rounding and/or statistical disclosure control)

2009 PSIC Code	Industry Description	Number of Establishments	Sale of TangibleFixed Assets		
			Total	Land	Buildings, Other Structures and Land Improvements
		(1)	(2)	(3)	(4)
F	Construction	730	50,654	31,987	18,667
F41001	Residential (dwelling) building constructions	121	-	-	-
F41002	Non-residential building constructions	107	-	-	-
F42100	Construction of roads and railways	341	50,654	31,987	18,667
F42200	Construction of utility projects	17	-	-	-
F43120	Site preparation	s	s	s	s
F43210	Electrical installation	71	-	-	-
F43220	Plumbing, heat and air-conditioning installation	6	-	-	-
F43290	Other construction installation	16	-	-	-
F43301	Painting and related work	5	-	-	-
F43302	Floor and wall tiling or covering with other material	s	s	s	s
F43309	Other building completion and finishing activities	17	-	-	-
F43900	Other specialized construction activities	23	-	-	-

2009 PSIC Code	Industry Description	Sale of Tangible Fixed Assets			
		Transport Equipment	ICT Machinery and Equipment	Other Machinery and Equipment	Valuables
		(5)	(6)	(7)	(8)
F	Construction	-	-	-	-
F41001	Residential (dwelling) building constructions	-	-	-	-
F41002	Non-residential building constructions	-	-	-	-
F42100	Construction of roads and railways	-	-	-	-
F42200	Construction of utility projects	-	-	-	-
F43120	Site preparation	-	-	-	-
F43210	Electrical installation	-	-	-	-
F43220	Plumbing, heat and air-conditioning installation	-	-	-	-
F43290	Other construction installation	-	-	-	-
F43301	Painting and related work	-	-	-	-
F43302	Floor and wall tiling or covering with other material	-	-	-	-
F43309	Other building completion and finishing activities	-	-	-	-
F43900	Other specialized construction activities	-	-	-	-

TABLE 7b.2 Number of Establishments and Losses and Damages to Tangible Fixed Assets by Type for Construction Establishments
with Total Employment of Less Than 20 by Industry Sub-Class: Philippines, 2010

(Value in thousand pesos. Details may not add up to total due to rounding and/or statistical disclosure control)

2009 PSIC Code	Industry Description	Number of Establishments	Losses and Damages to Tangible Fixed Assets		
			Total	Land	Buildings, Other Structures and Land Improvements
		(1)	(2)	(3)	(4)

F	Construction	730	-	-	-
F41001	Residential (dwelling) building constructions	121	-	-	-
F41002	Non-residential building constructions	107	-	-	-
F42100	Construction of roads and railways	341	-	-	-
F42200	Construction of utility projects	17	-	-	-
F43120	Site preparation	5	-	-	-
F43210	Electrical installation	71	-	-	-
F43220	Plumbing, heat and air-conditioning installation	6	-	-	-
F43290	Other construction installation	16	-	-	-
F43301	Painting and related work	5	-	-	-
F43302	Floor and wall tiling or covering with other material	5	-	-	-
F43309	Other building completion and finishing activities	17	-	-	-
F43900	Other specialized construction activities	23	-	-	-

2009 PSIC Code	Industry Description	Losses and Damages to Tangible Fixed Assets				
		Transport Equipment	ICT Machinery and Equipment	Other Machinery and Equipment	Valuables	Other Tangible Fixed Assets
		(5)	(6)	(7)	(8)	(9)

F	Construction	-	-	-	-	-
F41001	Residential (dwelling) building constructions	-	-	-	-	-
F41002	Non-residential building constructions	-	-	-	-	-
F42100	Construction of roads and railways	-	-	-	-	-
F42200	Construction of utility projects	-	-	-	-	-
F43120	Site preparation	-	-	-	-	-
F43210	Electrical installation	-	-	-	-	-
F43220	Plumbing, heat and air-conditioning installation	-	-	-	-	-
F43290	Other construction installation	-	-	-	-	-
F43301	Painting and related work	-	-	-	-	-
F43302	Floor and wall tiling or covering with other material	-	-	-	-	-
F43309	Other building completion and finishing activities	-	-	-	-	-
F43900	Other specialized construction activities	-	-	-	-	-

TABLE 8b Number of Establishments and Book Value of Tangible Fixed Assets by Type for Construction Establishments with Total Employment of Less Than 20 by Industry Sub-Class: Philippines, 2010

(Value in thousand pesos. Details may not add up to total due to rounding and/or statistical disclosure control)

2009 PSIC Code	Industry Description	Number of Establishments	Book Value of Tangible Fixed Assets as of December 31			
			Total	Land	Buildings, Other Structures and Land Improvements	Transport Equipment
		(1)	(2)	(3)	(4)	(5)
F	Construction	730	3,772,028	632,030	461,156	1,056,512
F41001	Residential (dwelling) building constructions	121	221,186	-	82,787	65,027
F41002	Non-residential building constructions	107	490,558	70,997	117,330	33,338
F42100	Construction of roads and railways	341	2,589,580	551,733	221,760	855,544
F42200	Construction of utility projects	17	29,719	-	-	22,322
F43120	Site preparation	s	s	s	s	s
F43210	Electrical installation	71	228,869	-	2,906	33,046
F43220	Plumbing, heat and air-conditioning installation	6	4,377	-	-	1,694
F43290	Other construction installation	16	47,567	-	2,566	19,576
F43301	Painting and related work	5	10,979	4,000	4,135	1,514
F43302	Floor and wall tiling or covering with other material	s	s	s	s	s
F43309	Other building completion and finishing activities	17	30,984	-	18,571	7,613
F43900	Other specialized construction activities	23	19,673	-	-	10,298

2009 PSIC Code	Industry Description	Book Value of Tangible Fixed Assets as of December 31			
		ICT Machinery and Equipment	Other Machinery and Equipment	Valuables	Other Tangible Fixed Assets
		(6)	(7)	(8)	(9)
F	Construction	181,382	1,440,816	-	132
F41001	Residential (dwelling) building constructions	10,932	62,439	-	-
F41002	Non-residential building constructions	11,855	256,905	-	132
F42100	Construction of roads and railways	145,516	815,028	-	-
F42200	Construction of utility projects	1,086	6,312	-	-
F43120	Site preparation	s	s	-	s
F43210	Electrical installation	5,201	187,716	-	-
F43220	Plumbing, heat and air-conditioning installation	1,258	1,425	-	-
F43290	Other construction installation	1,832	23,593	-	-
F43301	Painting and related work	918	411	-	-
F43302	Floor and wall tiling or covering with other material	s	s	-	s
F43309	Other building completion and finishing activities	454	4,346	-	-
F43900	Other specialized construction activities	1,701	7,674	-	-

TABLE 8b.1 Number of Establishments and Book Value of Intangible Assets for Construction Establishments with Total Employment of Less Than 20 by Industry Sub-Class: Philippines, 2010

(Value in thousand pesos. Details may not add up to total due to rounding and/or statistical disclosure control)

2009 PSIC Code	Industry Description	Number of Establishments	Book Value of Intangible Assets as of December 31				
			Total	Intangible Non-produced Assets	Computer Software and Data Bases	Entertainment, Literary, and Artistic Originals	Other Intangible Assets
		(1)	(2)	(3)	(4)	(5)	(6)
F	Construction	730	5,822	-	5,822	-	-
F41001	Residential (dwelling) building constructions	121	650	-	650	-	-
F41002	Non-residential building constructions	107	-	-	-	-	-
F42100	Construction of roads and railways	341	-	-	-	-	-
F42200	Construction of utility projects	17	4,772	-	4,772	-	-
F43120	Site preparation	s	s	-	s	-	-
F43210	Electrical installation	71	-	-	-	-	-
F43220	Plumbing, heat and air-conditioning installation	6	-	-	-	-	-
F43290	Other construction installation	16	-	-	-	-	-
F43301	Painting and related work	5	-	-	-	-	-
F43302	Floor and wall tiling or covering with other material	s	s	-	s	-	-
F43309	Other building completion and finishing activities	17	-	-	-	-	-
F43900	Other specialized construction activities	23	-	-	-	-	-

TABLE 9b Number of Establishments and Value of Inventories by Type for Construction Establishments with Total Employment of Less Than 20 by Industry Sub-Class: Philippines, 2010

(Value in thousand pesos. Details may not add up to total due to rounding and/or statistical disclosure control)

2009 PSIC Code	Industry Description	Number of Establishments	Value of Inventories as of January 1		
			Total	Construction- in-Progress	Materials and Supplies
		(1)	(2)	(3)	(4)
F	Construction	730	1,904,159	774,410	1,118,183
F41001	Residential (dwelling) building constructions	121	55,693	-	55,693
F41002	Non-residential building constructions	107	416,239	192,838	220,630
F42100	Construction of roads and railways	341	1,383,242	581,372	793,284
F42200	Construction of utility projects	17	71	-	71
F43120	Site preparation	s	s	s	s
F43210	Electrical installation	71	-	-	-
F43220	Plumbing, heat and air-conditioning installation	6	-	-	-
F43290	Other construction installation	16	2,616	-	2,407
F43301	Painting and related work	5	1,134	200	934
F43302	Floor and wall tiling or covering with other material	s	s	s	s
F43309	Other building completion and finishing activities	17	39,751	-	39,751
F43900	Other specialized construction activities	23	892	-	892

TABLE 9b Number of Establishments and Value of Inventories by Type for Construction Establishments with Total Employment of Less Than 20 by Industry Sub-Class: Philippines, 2010 *(Concluded)*

(Value in thousand pesos. Details may not add up to total due to rounding and/or statistical disclosure control)

2009 PSIC Code	Industry Description	Value of Inventories as of January 1				
		Fuels, Lubricants, Oils and Greases	Finished Products	Work-in- Progress	Goods for Resale	Other Inventories
		(5)	(6)	(7)	(8)	(9)
F	Construction	10,068	1,498	-	-	-
F41001	Residential (dwelling) building constructions	-	-	-	-	-
F41002	Non-residential building constructions	2,772	-	-	-	-
F42100	Construction of roads and railways	7,088	1,498	-	-	-
F42200	Construction of utility projects	-	-	-	-	-
F43120	Site preparation	S	S	-	-	-
F43210	Electrical installation	-	-	-	-	-
F43220	Plumbing, heat and air-conditioning installation	-	-	-	-	-
F43290	Other construction installation	209	-	-	-	-
F43301	Painting and related work	-	-	-	-	-
F43302	Floor and wall tiling or covering with other material	S	S	-	-	-
F43309	Other building completion and finishing activities	-	-	-	-	-
F43900	Other specialized construction activities	-	-	-	-	-

2009 PSIC Code	Industry Description	Value of Inventories as of December 31							
		Total	Construction- in-Progress	Materials and Supplies	Fuels, Lubricants, Oils and Greases	Finished Products	Work-in- Progress	Goods for Resale	Other Inventories
		(10)	(11)	(12)	(13)	(14)	(15)	(16)	(17)
F	Construction	2,752,789	1,097,878	1,647,216	6,568	1,126	-	-	-
F41001	Residential (dwelling) building constructions	39,692	-	39,692	-	-	-	-	-
F41002	Non-residential building constructions	595,078	345,259	247,071	2,748	-	-	-	-
F42100	Construction of roads and railways	2,068,922	752,420	1,311,752	3,624	1,126	-	-	-
F42200	Construction of utility projects	137	-	137	-	-	-	-	-
F43120	Site preparation	S	S	S	S	S	-	-	-
F43210	Electrical installation	-	-	-	-	-	-	-	-
F43220	Plumbing, heat and air-conditioning installation	7,735	-	7,735	-	-	-	-	-
F43290	Other construction installation	2,790	-	2,594	196	-	-	-	-
F43301	Painting and related work	1,210	200	1,010	-	-	-	-	-
F43302	Floor and wall tiling or covering with other material	S	S	S	S	S	-	-	-
F43309	Other building completion and finishing activities	31,320	-	31,320	-	-	-	-	-
F43900	Other specialized construction activities	377	-	377	-	-	-	-	-

TABLE 10b Number of Reporting Establishments and Highest Capital Participation Rate of Stockholder by Nationality for Construction Establishments with Total Employment of Less Than 20 by Industry Sub-Class: Philippines, 2010

2009 PSIC Code	Industry Description	Number of Reporting Establishments	Highest Capital Participation Rate of Stockholder as of December 31 by Nationality				
			Filipino	American	British	Chinese	German
		(1)	(2)	(3)	(4)	(5)	(6)
F	Construction	79	79	-	-	-	-
F41001	Residential (dwelling) building constructions	9	9	-	-	-	-
F41002	Non-residential building constructions	8	8	-	-	-	-
F42100	Construction of roads and railways	24	24	-	-	-	-
F42200	Construction of utility projects	4	4	-	-	-	-
F43120	Site preparation	5	5	-	-	-	-
F43210	Electrical installation	7	7	-	-	-	-
F43220	Plumbing, heat and air-conditioning installation	4	4	-	-	-	-
F43290	Other construction installation	5	5	-	-	-	-
F43301	Painting and related work	3	3	-	-	-	-
F43302	Floor and wall tiling or covering with other material	5	5	-	-	-	-
F43309	Other building completion and finishing activities	5	5	-	-	-	-
F43900	Other specialized construction activities	4	4	-	-	-	-

2009 PSIC Code	Industry Description	Highest Capital Participation Rate of Stockholder as of December 31 by Nationality				
		Japanese	Korean	Singaporean	Taiwanese	Other Nationality
		(7)	(8)	(9)	(10)	(11)
F	Construction	-	-	-	-	-
F41001	Residential (dwelling) building constructions	-	-	-	-	-
F41002	Non-residential building constructions	-	-	-	-	-
F42100	Construction of roads and railways	-	-	-	-	-
F42200	Construction of utility projects	-	-	-	-	-
F43120	Site preparation	-	-	-	-	-
F43210	Electrical installation	-	-	-	-	-
F43220	Plumbing, heat and air-conditioning installation	-	-	-	-	-
F43290	Other construction installation	-	-	-	-	-
F43301	Painting and related work	-	-	-	-	-
F43302	Floor and wall tiling or covering with other material	-	-	-	-	-
F43309	Other building completion and finishing activities	-	-	-	-	-
F43900	Other specialized construction activities	-	-	-	-	-

APPENDICES



2010 ANNUAL SURVEY OF PHILIPPINE BUSINESS AND INDUSTRY

CONSTRUCTION
January – December 2010

OBJECTIVE
The **2010 Annual Survey of Philippine Business and Industry (ASPBI)** will provide key measures on the performance, structure and trends of businesses and industries that will be used for planning and policy formulation by the government and private sectors.

AUTHORITY
The information sought is collected under the authority of **COMMONWEALTH ACT 591**. The Act authorizes the **National Statistics Office** to collect information from businesses and industries. Any person who fails or refuses to accomplish this questionnaire shall, upon conviction, be punished as provided for in **Section 3** of this same **Act**.

CONFIDENTIALITY
Section 4 of **CA 591** provides that all information furnished this Office will be kept strictly **CONFIDENTIAL** and shall not be used for purposes of taxation, investigation or regulation.

REFERENCE PERIOD
Report should refer to the period from **January 1** to **December 31, 2010**.

E-QUESTIONNAIRE
To facilitate the accomplishment of this questionnaire, an electronic copy will be sent to the e-mail account of the contact person in your establishment. The e-questionnaire can also be downloaded from the NSO Website, www.census.gov.ph/aspbi/eqst. Submit the accomplished e-questionnaire to e.deguzman@census.gov.ph within 15 days upon receipt.

DUE DATE
Duly accomplished form should be submitted to NSO or to the authorized representative **ON** or **BEFORE**

INQUIRIES
For inquiries please contact: **CARMELITA N. ERICTA**
Administrator

Tel. No. _____
E-mail Address _____ or E-mail: e.deguzman@census.gov.ph

- GENERAL INSTRUCTIONS**
- Provide best estimates if exact figures are not available in your records. Indicate N.A. for items not applicable.
 - Refer to the relevant explanatory notes and definitions provided in specific items when providing responses for each item.
 - Include only Philippine-based activities, including imports and exports, of this establishment.
 - Mark (✓) only **one box**, unless instructed otherwise.

FOR NSO USE ONLY														
FN				QN	QR	ECN								
IND					PROV-MUN				BGY			SZ	LO	EO

GENERAL INFORMATION ABOUT THE ESTABLISHMENT

1. Business and Registered Name in 2010, Company Website and Tax Identification Number (TIN)

A. Business Name:

A. Business Name:

B. Registered Name:

B. Registered Name:

C. Company Website:

C. Company Website:

D. TIN:

D. TIN:

2. Economic Activity or Business in 2010

Describe in detail the main and other activities of this establishment.

A. Main Activity (Refers to the activity that contributes the biggest or major portion of the gross income or revenue of this establishment)

B. Major products/goods produced or sold and/or type of service rendered (Specify)

C. Secondary/Other Activities

DO NOT FILL (For NSO Use Only)

2009 PSIC

2009 PSIC

1994 PSIC

1994 PSIC

3. Year Started Operation

Indicate the year when this establishment started operation regardless of location in the Philippines.

4. Legal Organization in 2010

Mark (✓) the box corresponding to the best description of the establishment.

1 ☐ Single Proprietorship

4 ☐ Stock Corporation

7 ☐ Others,

2 ☐ Partnership

5 ☐ Non-stock, Non-profit Corporation

Specify: _____

3 ☐ Government Corporation

6 ☐ Cooperative

5. Economic Organization in 2010

Mark (✓) the box corresponding to the best description of the establishment.

1 ☐ Single Establishment

2 ☐ Branch only

⇒ Provide details of Main Office below

3 ☐ Establishment and main office (both located in the same address and with branches elsewhere)

4 ☐ Main Office only

5 ☐ Ancillary unit other than Main Office

⇒ Provide details of Main Office below

Single Establishment is an establishment which has neither branch nor main office. It may have ancillary unit/s other than main office, located elsewhere.

Branch is an establishment which has a separate main office located elsewhere.

Main office is the unit which controls, supervises and directs one or more establishments of an enterprise.

Ancillary unit is the unit that operates primarily or exclusively for a related establishment or group of related establishments or its parent establishment and provides goods or services that support but do not become part of the output of those establishments.

A. Name of Main Office

B. Address of Main Office

C. Contact Person in Main Office

(1) Name

(4) Fax No.

(2) Title/Designation

(5) E-mail

(3) Tel. No.

6. Capital Participation as of 31 December 2010

Indicate the percent share of the nationality of the stockholder.

Capital participation refers to the claims of individuals against capital/equity by foreign and/or local investors.

1 Filipino

5 German

9 Taiwanese

2 American

6 Japanese

10 Others, Specify:

3 British

7 Korean

4 Chinese

8 Singaporean

Continued on Page 3

154

EMPLOYMENT		
7. Number of Paid Employees Who Worked for this Establishment as of 15 November 2010		
INCLUDE: <ul style="list-style-type: none">• Full-time/part-time employees working in or for the establishment and receiving regular pay• Employees on paid vacation or holiday• Employees working away from this establishment paid by and under the control of this establishment• Employees on strike• Directors of corporations working for pay• Executives/managers, administrative, engineers, architects, interior designers and other technical personnel• Working owners receiving regular pay• Apprentices and learners receiving regular pay• Any other employee receiving regular pay not reported above		EXCLUDE: <ul style="list-style-type: none">• Directors paid solely for their attendance at meetings of Board of Directors• Consultants• Workers on indefinite leave• Working owners who do not receive regular pay• Homeworkers• Workers receiving commissions only
PAID EMPLOYEES BY SEX	LN NO	NUMBER
a. Male	01	
b. Female	02	
c. Total (sum of a and b)	03	
8. Number of Unpaid Workers Who Worked for this Establishment as of 15 November 2010		
INCLUDE: <ul style="list-style-type: none">• Working owners who do not receive regular pay• Apprentices and learners without regular pay• Persons working for at least 1/3 of the time normal to the establishment without regular pay		EXCLUDE: <ul style="list-style-type: none">• Silent or inactive business partners
UNPAID WORKERS BY SEX	LN NO	NUMBER
a. Male	01	
b. Female	02	
c. Total (sum of a and b)	03	
9. Total Employment of this Establishment as of 15 November 2010		
TOTAL EMPLOYMENT BY SEX	LN NO	NUMBER
a. Male (sum of 7a and 8a)	01	
b. Female (sum of 7b and 8b)	02	
c. Total (sum of a and b)	03	

Continued on Page 4

CONSTRUCTION WORKERS AND HOURS WORKED

10. Number of Construction Workers as of 15 November 2010	
INCLUDE: <ul style="list-style-type: none">Working foremenWorkers directly engaged in construction	EXCLUDE: <ul style="list-style-type: none">Apprentices and other learners receiving regular pay/not directly engaged in constructionManagers, executives, administrative and engineers, architects, interior designers and other technical personnelAccounting and personnel staffUnpaid construction workers

CONSTRUCTION WORKERS BY SEX	LN NO	NUMBER
a. Male	01	
b. Female	02	
c. Total (sum of a and b)	03	

11. Total Hours Worked by Construction Workers in 2010	
<i>Number of hours worked by construction workers refers to the number of hours actually spent by construction workers at work for the whole year of 2010.</i>	
INCLUDE <ul style="list-style-type: none">Waiting time and overtime	EXCLUDE <ul style="list-style-type: none">Time spent for paid sick leave and paid vacation leave

CONSTRUCTION WORKERS BY SEX	LN NO	NUMBER OF HOURS WORKED IN 2010
a. Male	01	
b. Female	02	
c. Total (sum of a and b)	03	

COMPENSATION

12. Gross Salaries and Wages, Separation Pay, etc. Paid by this Establishment to its Employees in 2010	
<i>Gross salaries and wages refer to payments in cash or in kind prior to any deductions for employee's contributions to SSS/GSIS, withholding tax, etc.</i>	
INCLUDE: <ul style="list-style-type: none">Total basic payOvertime pay (payment given for extra hours worked)Vacation, sick and maternity leave payBonusesFood, uniforms, housing and cost of living allowancesCommissions paid for salaried employeesCommutable transportation and representation allowances	EXCLUDE: <ul style="list-style-type: none">Cost of working clothesReimbursable transportation and representation allowancesSeparation/retirement/terminal pay, gratuities, etc

	LN NO	VALUE IN PESOS (Omit Centavos)
a. Gross Salaries and Wages	01	
b. Separation/Retirement/Terminal pay, Gratuities, etc.	02	

13. Total Employer's Contribution in 2010		
<i>Include employer's contribution paid by this establishment to SSS/GSIS, Employees Compensation Commission (ECC), PhilHealth, PAG-IBIG, etc.</i>		
	LN NO	VALUE IN PESOS (Omit Centavos)
Total Employer's Contribution to SSS/GSIS, ECC, PhilHealth, PAG-IBIG, etc.	01	

Continued on Page 5

⇒ Page 5	PLEASE ENTER ON THE APPROPRIATE SPACE OR BOX THE DATA REQUESTED.	
----------	--	--

REVENUE		
14. Total Revenue in 2010		
<div><p>Revenue refers to cash received and receivables for construction put in place and other construction services rendered, and net income earned from construction activities abroad, if any.</p><p>Valuation: • Services rendered should be in producer price (ex-establishment) net of discounts and allowances. Products/by-products sold should also be in producer price.</p><p>• Producer price is the amount receivable by the producer from the purchaser for a unit of a product (goods or service produced) as output minus any VAT, or similar deductible tax, invoiced to the purchaser. It excludes any transport charges invoiced separately by the producer.</p><p>INCLUDE:</p><ul style="list-style-type: none">• Value of domestic construction put in place• Net income earned from construction activities abroad, if any• Revenue from products made elsewhere for this establishment on a contractual basis from materials supplied by this establishment</div>		
TYPE OF REVENUE	LN NO	VALUE IN PESOS (Omit Centavos)
a. Value of domestic construction put in place (Refers to the value of construction work done during the year in the country or that portion of the contract value which was done in 2010. EXCLUDE construction work done for the production of fixed assets on own account.)	01	
b. Net income earned from construction activities abroad (Refers to the value, cash and receivables, of construction activities abroad less total cost incurred.)	02	
c. Value of industrial services done for others (sum of 1 and 2)	03	
1. Contract and commission work done for others	04	
2. Other industrial services done for others (INCLUDE: Industrial repair; Maintenance and installation work; and Drydocking.)	05	
d. Value of products sold (Refers to the value of products manufactured and sold during the year. INCLUDE: Pre-fabricated products, etc.)	06	
e. Value of non-industrial services done for others (sum of 1 to 4)	07	
1. Rent income from land	08	
2. Rental income from building and structures	09	
3. Other rental income (INCLUDE: Rental of machinery and transport equipment, etc., without operator .)	10	
4. Other non-industrial services not included above (INCLUDE: Income from storage and warehousing; Income from freight, research, consultancy, and other professional and business services; Management fees; Subscriptions and membership fees; etc.)	11	
f. Delivery charges separately invoiced to customers	12	
g. Value of goods for resale (Receipts from goods sold in the same condition as purchased.)	13	
h. Interest income (INCLUDE: Interest on finance leases; Earnings on discounted bills; Interest from deposits in banks and other financial institutions; Interest/discounts on loans, deposits, financing, bonds, money market; etc.)	14	
i. Dividend income	15	
j. Commissions and fees earned (INCLUDE: Commission income; Income earned from wholesale on a fee or contract basis; Income earned through agents and brokers; Income earned from real estate activities on a fee or contract basis.)	16	
k. Royalty income (Payment received for trademarks, copyrights, patents or secrecy. Copyrights, patents or secrecy may take the form of books, recordings, files, software, tapes, disk, etc.)	17	

Continued on Page 6

REVENUE (cont.)		
14. Total Revenue in 2010		
TYPE OF REVENUE	LN NO	VALUE IN PESOS (Omit Centavos)
l. Franchise income (Payment received for license to make, distribute or sell a product or service.)	18	
m. Foreign exchange gains	19	
n. Other income (INCLUDE: Service charges and all other income not included elsewhere.) Specify: _____	20	
o. Total revenue (sum of a to n)	21	
p. Specify the nature and amount of the single largest item included in Other income (reported in Item 14.n.) Specify: _____	LN NO 22	VALUE IN PESOS (Omit Centavos)
SUBSIDIES		
15. Subsidies Received by this Establishment from the Government in 2010 (Subsidies refer to special grants received from the government in the form of financial assistance or tax exemption or tax privilege to aid and develop an industry. INCLUDE: Price support and price discount; Interest rate subsidy; Import subsidies; Direct subsidies on export; Subsidies resulting from multiple exchange rates; Subsidies on products used domestically; Subsidies to public corporations and quasi-corporations; Subsidies on payroll or workforce and Subsidies to reduce pollution.)	01	
COST		
16. Total Cost Incurred in 2010		
<div>Cost refers to all expenses incurred during the year whether paid or payable. Valuation: Goods and services should be in purchaser price. Purchaser price is the amount paid by the purchaser, excluding any VAT or similar deductible tax, in order to take delivery of a unit of a good or service. It includes any transport charges paid separately by the purchaser to take delivery at the required time and place. INCLUDE: Goods received from and services rendered by other establishments belonging to the same enterprise as this establishment. These should be valued as though purchased. EXCLUDE: Compensation of employees (Salaries and wages, and employer's contribution to SSS/GSIS, Employees compensation commission (ECC), Philhealth, PAGIBIG, etc are reported in Items 12 and 13)</div>		
TYPE OF COST	LN NO	VALUE IN PESOS (Omit Centavos)
a. Materials and supplies purchased (INCLUDE: Construction materials; Office supplies; Containers; Non-durable tools; Working clothes; etc.)	01	
b. Fuels, lubricants, oils and greases purchased	02	
c. Electricity and water purchased	03	
d. Cost of industrial services done by others (sum of 1 and 2)	04	
1. Contract and commission work done by others (INCLUDE: Payments to sub-contractors for work done.)	05	
2. Other industrial services done by others (INCLUDE: Industrial repair; Maintenance and installation work and Drydocking.)	06	

Continued on Page 7

COST (cont.)		
16. Total Cost Incurred in 2010		
TYPE OF COST	LN NO	VALUE IN PESOS (Omit Centavos)
e. Cost of non-industrial services done by others (sum of 1 to 4)	07	
1. Rent expense for land	08	
2. Rental expense for building and structures	09	
3. Other rental expense (INCLUDE: Rental of transport, machinery and other equipment, etc.)	10	
4. Other non-industrial services not included above (INCLUDE: Bank charges excluding interest; Insurance expense; Commission expense for non-regularly paid employees; Communication expense; Professional, business and other service fees; Transportation, representation and entertainment expenses; Storage and warehousing fees; Stevedoring, forwarding and other freight charges; Advertising and promotional expenses; Financial services excluding interest payment; Managerial fees; and Janitorial, security, and messengerial service fees.)	11	
f. Goods purchased for resale (INCLUDE: Acquisition cost of goods purchased primarily for resale without transformation or processing.)	12	
g. Interest expense (Interest paid for loans obtained from banks and other financial institutions. INCLUDE: Interest in respect of finance leases. EXCLUDE: Bank charges other than interest.)	13	
h. Taxes on products and production (Taxes incidental to the production or sale of goods and services chargeable as expenses. INCLUDE: Net value added tax; Sales tax; Import and export duties; Excise tax; Gross receipts tax; Business licenses; Real estate tax; Road tax; and Environmental tax; etc. EXCLUDE: Income tax.)	14	
i. Research and experimental development expense (Amount spent on any systematic and creative work undertaken to increase the stock of knowledge and the use of this knowledge to create new or improved products, processes, services and other applications.)	15	
j. Environmental protection expense (Cost incurred for the prevention, reduction and elimination of pollution as well as any degradation of the environment. INCLUDE: Cost of environmental protection services like wastewater treatment.)	16	
k. Royalty fee (Expense for trademarks, copyrights, patents or secrecy)	17	
l. Franchise fee (Expense made for license to make, distribute or sell a product or service)	18	
m. Foreign exchange losses	19	
n. Bad and doubtful debts (INCLUDE: Bad debts; Doubtful debts, and/or provision for bad and doubtful debts. Report net of bad debts recovered.)	20	
o. Depreciation of fixed assets in 2010	21	
p. Other cost (INCLUDE: All other cost not included elsewhere. EXCLUDE: Salaries and wages; Employer's contribution to SSS/GSIS, Employees compensation commission (ECC), Philhealth, PAGIBIG, etc; Losses and damages; Amortization; Sales tax and excise duties payable to the government; Income tax and other direct tax; etc.) Specify: _____	22	
q. Total cost (sum of a to p)	23	

r. Specify the nature and amount of the single largest item included in Other cost reported in Item 15.p. Specify: _____	LN NO	VALUE IN PESOS (Omit Centavos)
	24	

CAPITAL EXPENDITURES AND SALE OF TANGIBLE FIXED ASSETS,
INCLUDING LOSSES AND DAMAGES

17. Capital Expenditures and Sale of Tangible Fixed Assets, including Losses and Damages in 2010

Tangible Fixed Assets refer to physical assets (tangible) acquired and for use of this establishment and expected to have a productive life of more than one year. These include land; buildings, other structures and land improvements; transport equipment; machinery and equipment; and other fixed assets.

INCLUDE:

- Tangible fixed assets received from other establishments belonging to the same enterprise as this establishment should be valued as though purchased
- Delivery charges and installation costs, taxes and other necessary fees (import duties, registration fees, etc.)

EXCLUDE:

- Financing cost

Capital expenditures on tangible fixed assets refer to the full value of tangible fixed assets **acquired in 2010** whether or not full payments have been made.

Sale of tangible fixed assets refers to the actual amount received/realized (**not** book value) from the sale of tangible fixed assets during the year including the value of tangible fixed assets transferred to other establishments of the same enterprise.

Losses and damages refer to the decrease in the book value of tangible fixed assets due to theft, major catastrophe, and other accidental destructions.

TYPE OF TANGIBLE FIXED ASSETS	LN NO	VALUE IN PESOS (Omit Centavos)			
		CAPITAL EXPENDITURES FOR TANGIBLE FIXED ASSETS		SALE OF TANGIBLE FIXED ASSETS	LOSSES AND DAMAGES
		Total	Percent Directly Imported		
		(1)	(2)	(3)	(4)
a. Land (INCLUDE Land used in the operation of the business.)	01				
b. Buildings, other structures and land improvements (INCLUDE: Leasehold improvements; Major repair, renovations and additions.)	02				
c. Transport equipment (INCLUDE: Aircrafts, ships/vessels, trains, buses, cars, delivery trucks, and other transport equipment.)	03				
d. Machinery and equipment (sum of 1 and 2)	04				
1. ICT machinery and equipment (INCLUDE: Computer and peripherals; Telecommunications equipment and apparatus.)	05				
2. Other machinery and equipment (INCLUDE: Construction equipment; Electronic machinery and equipment, other than telecommunications; Furniture and fixtures, etc.)	06				
e. Valuables (INCLUDE: Precious stones and metals; Paintings; Antiques; Sculptures, etc.)	07				
f. Other tangible fixed assets not included above Specify: _____	08				
g. Total (sum of a to f)	09				

Continued on Page 9

CAPITAL EXPENDITURES FOR ALL TANGIBLE FIXED ASSETS BY MODE OF ACQUISITION		
18. Capital Expenditures for All Tangible Fixed Assets by Mode of Acquisition in 2010 ⇒ Report the full value of all fixed assets acquired in 2010 by mode of acquisition. Total in this item should be equal to the Total reported in Item 17 column 1.		
<div><p>New tangible fixed assets refer to brand new tangible fixed assets acquired during the year, including directly/newly imported tangible fixed assets. Directly/newly imported tangible fixed assets are considered new whether or not they were used before they were imported.</p><p>Major alterations and improvements on tangible fixed assets refer to changes or modifications done on tangible fixed assets to increase their performance or capacity, or significantly extend their expected useful lives.</p><p>Used tangible fixed assets refer to those that have been previously used within the country.</p><p>Tangible fixed assets produced on own account refer to the physical assets produced by the establishment for its own use. It should be valued as the cost of all work put in place including overhead cost.</p></div>		
MODE OF ACQUISITION	LN NO	VALUE IN PESOS (Omit Centavos)
a. New tangible fixed assets	01	
b. Major alterations and improvements on tangible fixed assets	02	
c. Land and used tangible fixed assets	03	
d. Tangible fixed assets produced on own account	04	
e. Total (sum of a to d)	05	

CAPITAL EXPENDITURES FOR INTANGIBLE ASSETS		
19. Capital Expenditures for Intangible Assets in 2010 ⇒ Report the full value of all intangible fixed and non-produced assets acquired in 2010.		
TYPE OF INTANGIBLE ASSETS	LN NO	VALUE IN PESOS (Omit Centavos)
a. Intangible non-produced assets (INCLUDE: Purchased goodwill; Patents; Trademarks; Franchises; Licenses; Processes; Copyrights; Leases and other transferable contracts.)	01	
b. Computer software and databases (INCLUDE: Computer programs; Systems and applications software purchased; Computer software developed in-house; Computer databases purchased, and computer databases developed in-house.)	02	
oc. Entertainment, literary and artistic originals (INCLUDE: Original films, sound recordings, manuscripts, tapes, models, etc., on which drama performances, radio and television programming, musical performances, sporting events, literary and artistic output, etc., are recorded.)	03	
d. Other intangible assets (INCLUDE: Other produced intangible asset not included above.)	04	
e. Total (sum of a to d)	05	

Continued on Page 10

BOOK VALUE OF TANGIBLE FIXED ASSETS

20. Book Value of Tangible Fixed Assets as of 31 December 2010

Book value refers to the initial or acquisition cost of fixed assets less accumulated depreciation charges. Also include in Book Value as of December 31 the capital expenditures for the corresponding fixed assets.

TYPE OF TANGIBLE FIXED ASSETS	LN NO	VALUE IN PESOS (Omit Centavos)
a. Land (INCLUDE: Land used in the operation of business.)	01	
b. Buildings, other structures and land improvements (INCLUDE: Leasehold improvements; Major repair, renovations and additions.)	02	
c. Transport equipment (INCLUDE: Aircrafts, ships/vessels, trains, buses, cars, delivery trucks, and other transport equipment.)	03	
d. Machinery and equipment (sum of 1 and 2)	04	
1. ICT machinery and equipment (INCLUDE: Computer and peripherals; Telecommunications equipment and apparatus.)	05	
2. Other machinery and equipment (INCLUDE: Construction equipment; Electronic machinery and equipment, other than telecommunications; Furniture and fixtures, etc.)	06	
e. Valuables (INCLUDE: Precious stones and metal; Paintings; Antiques; Sculptures, etc.)	07	
f. Other tangible fixed assets not included above Specify: _____	08	
g. Total (sum of a to f)	09	

BOOK VALUE OF INTANGIBLE ASSETS

21. Book Value of Intangible Assets as of 31 December 2010

TYPE OF INTANGIBLE ASSETS	LN NO	VALUE IN PESOS (Omit Centavos)
a. Intangible non-produced assets (INCLUDE: Goodwill; Patents; Trademarks; Franchises; Licenses; Processes; Copyrights; Leases and other transferable contracts.)	01	
b. Computer software and databases (INCLUDE: Computer programs; Systems and applications software purchased; Computer software developed in-house; Computer databases purchased; and Computer databases developed in-house.)	02	
c. Entertainment, literary and artistic originals (INCLUDE: Original films, sound recordings, manuscripts, tapes, models, etc., on which drama performances, radio and television programming, musical performances, sporting events, literary and artistic output, etc., are recorded.)	03	
d. Other intangible assets (INCLUDE: Other produced intangible asset not included above.)	04	
e. Total (sum of a to d)	05	

CAPACITY UTILIZATION

22. Average Capacity Utilization Rate of this establishment in 2010
(Not applicable)


Continued on Page 11

INVENTORIES			
23. Inventories in 2010			
<div><p>Inventories refer to stocks of goods owned by or under the control of the establishment as of a fixed date, regardless of where the stocks are located.</p><p>Stocks of materials, fuels and supplies should be at current replacement cost in purchaser price at the indicated dates. Finished products, work-in-progress and goods for resale should be valued at producer price.</p><p>Replacement cost is the cost of an item in terms of its present price rather than its original price.</p><p>Construction-in-progress refers to construction projects and or installation work that are partially completed and are not yet ready to be handed over to the contractee.</p><p>Finished products refer to the value of goods manufactured by this establishment that are ready for sale/shipment.</p><p>Work-in-progress refers to value of all materials which have been partially processed and are not yet ready for sale/shipment.</p></div>			
TYPE OF INVENTORIES	LN NO	VALUE IN PESOS (Omit Centavos)	
		As of 1 January 2010 (1)	As of 31 December 2010 (2)
a. Construction-in-progress	01		
b. Materials and supplies (INCLUDE: Construction materials; etc.)	02		
c. Fuels, lubricants, oils and greases	03		
d. Finished products (INCLUDE: Pre-fabricated products; etc.)	04		
e. Work-in-progress	05		
f. Goods for resale	06		
g. Others, Specify: _____	07		
h. Total (sum of a to g)	08		

24. Branches, Divisions, Plants Owned or Controlled (for Main Office)					
⇒ Please use additional sheets if necessary.					
<div>List name, address, total employment as of 15 November 2010 and year started operation of branches, divisions, plants, or other establishments that this establishment owns or controls.</div>					
NAME OF BRANCH/DIVISION/PLANT (1)		ADDRESS (2)	TOTAL EMPLOYMENT as of 15 November 2010 (3)	YEAR STARTED OPERATION (4)	DO NOT FILL (For NSO Use Only) Prov/Mun/Bgy ECN (5)
01					
02					
03					
04					
05					

Continued on Page 12

25. Remarks



CERTIFICATION

I hereby certify that this report for the period _____ to _____ has been completed as accurately as the records of this establishment allow and with the best estimates in some instances.

Name_____ Signature_____

Title/Designation_____ Date_____

CONTACT PERSON

Person to be contacted for queries regarding this form:

Name_____ Address _____

Title/Designation _____

Tel. No. _____Fax No._____ Email Address_____

DO NOT FILL (<i>For NSO Use Only</i>)				
Activity	Name	Signature	Number of items	Date
Distributed by				/ /
Collected by				/ /
Field Edited by				/ /
Manually Edited by				/ /
Edited/Coded by				/ /
Verified by				/ /

THANK YOU FOR ACCOMPLISHING THIS FORM.

2010 ASPBI: Sampling Rates by Industry and Employment Stratum

INDUSTRY	Sampling Rates by Employment Stratum				
	1-9	10-19	20-49	50-99	100 & over
Agriculture, Forestry and Fishing	10%	15%	25%	50%	100%
Mining and Quarrying	100%	100%	100%	100%	100%
Manufacturing					
C19200 - [Manufacture of refined petroleum products]	100%	100%	100%	100%	100%
C19900 - [Manufacture of other fuel products]	100%	100%	100%	100%	100%
C23940 - [Manufacture of cement]	100%	100%	100%	100%	100%
C26110 - [Manufacture of electronic valves and tubes]	100%	100%	100%	100%	100%
C26120 - [Manufacture of semi-conductor devices and other electronic components]	100%	100%	100%	100%	100%
C26200 - [Manufacture of computers and peripheral equipment and accessories]	100%	100%	100%	100%	100%
C26300 - [Manufacture of communication equipment]	100%	100%	100%	100%	100%
C26400 - [Manufacture of consumer electronics]	100%	100%	100%	100%	100%
Other industries	10%	15%	25%	50%	100%
Electricity, Gas, Steam and Air Conditioning Supply	100%	100%	100%	100%	100%
Water Supply, Sewerage, Waste Management and Remediation Activities	10%	15%	25%	50%	100%
Construction	10%	15%	25%	50%	100%
Wholesale and Retail Trade, Repair of Motor Vehicles and Motorcycles					
G46510 - [Wholesale of computers, computer peripheral equipment and software]	100%	100%	100%	100%	100%
G46521 - [Wholesale of electronic valves and tubes]	100%	100%	100%	100%	100%
G46522 - [Wholesale of semi-conductor devices]	100%	100%	100%	100%	100%
G46523 - [Wholesale of micro-chips and integrated circuits]	100%	100%	100%	100%	100%
G46524 - [Wholesale of printed circuits]	100%	100%	100%	100%	100%
G46526 - [Wholesale of telephone and communication equipment including parts and accessories]	100%	100%	100%	100%	100%
Other Industries	10%	15%	25%	50%	100%
Transportation and Storage	10%	15%	25%	50%	100%
Accommodation and Food Service Activities	10%	15%	25%	50%	100%
Information and Communication					
J58110 - [Book Publishing]	100%	100%	100%	100%	100%
J58130 - [Publishing of newspapers, journals and periodicals]	100%	100%	100%	100%	100%
J58190 - [Other publishing activities]	100%	100%	100%	100%	100%
J58200 - [Software publishing]	100%	100%	100%	100%	100%
J59110 - [Motion picture, video and television programme activities]	100%	100%	100%	100%	100%
J59120 - [Motion picture, video and television programme post production]	100%	100%	100%	100%	100%
J59130 - [Motion picture, video and television programme distribution activities]	100%	100%	100%	100%	100%
J59140 - [Motion picture projection activities]	100%	100%	100%	100%	100%
J59201 - [Sound recording activities]	100%	100%	100%	100%	100%
J59202 - [Publishing of music]	100%	100%	100%	100%	100%
J60101 - [Radio broadcasting and relay station and studios]	100%	100%	100%	100%	100%

2010 ASPBI: Sampling Rates by Industry and Employment Stratum

INDUSTRY	Sampling Rates by Employment Stratum				
	1-9	10-19	20-49	50-99	100 & over
J60201 - [Television broadcasting and relay stations and studios including closed circuit television services]	100%	100%	100%	100%	100%
J60202 - [Television program production]	100%	100%	100%	100%	100%
J61101 - [Wired (landline) services]	100%	100%	100%	100%	100%
J61102 - [Wired internet access service activities (e.g. dsl, leased line, dial-up)]	100%	100%	100%	100%	100%
J61103 - [Telegraph, facsimile/telefax, and telex services]	100%	100%	100%	100%	100%
J61109 - [Other wired telecommunications activities, including pay telephone]	100%	100%	100%	100%	100%
J61201 - [Wireless landline services]	100%	100%	100%	100%	100%
J61202 - [Mobile telecommunications services]	100%	100%	100%	100%	100%
J61203 - [Wireless internet access services (e.g. Internet Service Provider, broadband)]	100%	100%	100%	100%	100%
J61209 - [Other wireless telecommunication services n.e.c.]	100%	100%	100%	100%	100%
J61300 - [Satellite telecommunications activities]	100%	100%	100%	100%	100%
J61902 - [Internet access in facilities open to the public service activities]	100%	100%	100%	100%	100%
J61909 - [Other telecommunications service activities, n.e.c.]	100%	100%	100%	100%	100%
J62010 - [Computer programming activities]	100%	100%	100%	100%	100%
J62020 - [Computer consultancy and computer facilities management activities]	100%	100%	100%	100%	100%
J62090 - [Other information technology and computer service activities]	100%	100%	100%	100%	100%
J63111 - [Data processing]	100%	100%	100%	100%	100%
J63112 - [Website hosting services]	100%	100%	100%	100%	100%
J63113 - [Application hosting services]	100%	100%	100%	100%	100%
J63910 - [News agency activities]	100%	100%	100%	100%	100%
J63990 - [Other information services activities, n.e.c.]	100%	100%	100%	100%	100%
Other Industries	10%	15%	25%	50%	100%
Financial and Insurance Activities					
K64200 - [Activities of holding companies]	100%	100%	100%	100%	100%
Other Industries	10%	15%	25%	50%	100%
Real Estate Activities	10%	15%	25%	50%	100%
Professional, Scientific and Technical Activities	10%	15%	25%	50%	100%
Administrative and Support Service Activities	10%	15%	25%	50%	100%
Education	10%	15%	25%	50%	100%
Human Health and Social Work Activities	10%	15%	25%	50%	100%
Arts, Entertainment and Recreation	10%	15%	25%	50%	100%
Other Service Activities					
S95110 - [Repair of computers and peripheral equipment]	100%	100%	100%	100%	100%
S95120 - [Repair of communication equipment]	100%	100%	100%	100%	100%
S95210 - [Repair of consumer electronics]	100%	100%	100%	100%	100%
Other industries	10%	15%	25%	50%	100%



SPECIAL ORDER NO. 2011- 7

TO : ALL CONCERNED OFFICIALS AND EMPLOYEES

SUBJECT : Membership in the Committees and Working Groups of the 2010 ASPBI, SICT and SECE

DATE : January 5, 2010

To facilitate the planning activities and the smooth conduct of the 2010 Annual Survey of the Philippine Business and industry (ASPBI), 2010 Survey on Information and Communication Technology (SICT), and 2010 Survey on Energy Consumption of Establishments (SECE), the following officials and employees are hereby designated as members of Committees and Working Groups to perform specific functions in addition to their regular office duties:

I. Steering Committee

Chairman: Administrator - Carmelita N. Ericta
Vice-Chairman: Deputy Administrator - Paula Monina G. Collado
Members:
Director, Industry and Trade Statistics Department (ITSD) – Estela T. De Guzman
Director, Information and Resources Department – Valentino C. Abuan
Director, Household Statistics Department – Socorro D. Abejo
Director, General Administration Department – Fiel C. Pizarro
Regional Director, National Capital Region (NCR) – Lourdes V. Homecillo

Terms of Reference:

1. Provides overall direction for the implementation of the various activities of the 2010 ASPBI, SICT and SECE.
2. Approves survey design and field operation plans.
3. Approves work plans of committees and working groups.
4. Approves budget proposal and budgetary allocations.
5. Conducts regular quarterly meetings and other meetings as the need arises.

Secretariat: Statistician II, Business and Services Statistics Division (BSSD) – Mari-Belle D. Dy
Statistician II, BSSD – Glen G. Polo

II. Technical Committee

Chairman: Director, ITSD – Estela T. De Guzman
Co-Chairman: Chief, Statistical Sampling and Operations Division (SSOD) - Elsie B. Solidum
Members:
RD, NCR – Lourdes V. Homecillo
RD, Region IVA – Rosalinda P. Bautista
RD, Region III – Edgardo G. Pare
Chief, BSSD - Katrina G. Esclamad
Chief, Economic Indices and Indicators Division (EIID) – Rosie B. Sta. Ana
OIC-Chief, Industry Statistics Division (ISD) – Dulce A. Regala
Chief, Information Technology Systems and Research Division (ITSRD) – Veronica P. Pido
Statistician IV, SSOD – Juanita B. Soriano
Statistician IV, BSSD – Apolinar F. Oblea
Statistician IV, Foreign Trade Statistics Section (FTSS) – Ma. Julieta P. Soliven
Statistician IV, ISD – Josephine S. Albino
Information Systems Analyst III, ITSRD – Noel P. Perez



Terms of Reference:

- 1. Reviews timetable of activities and work plans.
- 2. Reviews survey design including scope and coverage, data items, concepts and definitions.
- 3. Organizes consultative fora with stakeholders.
- 4. Reviews resource requirements (budget, hardware and manpower).
- 5. Monitors progress of Working Groups and resolves administrative, technical and operational issues that may arise.
- 6. Conducts regular monthly meetings and other meetings as the need arises.
- 7. Submits quarterly progress report to the Steering Committee.
- 8. Documents all proceedings of the Committee.
- 9. Performs other duties as directed by Steering Committee.

Secretariat: Statistician II, BSSD – Mari-Belle D. Dy
 Statistician II, BSSD – Glen G. Polo

A. Working Group on Questionnaire Design, Manuals and Field Operations

Chairman: OIC-Chief, ISD – Dulce Regala
Co-Chairman: Chief, BSSD – Katrina Esclamad
Members:

- Chief, SSOD – Elsie Solidum
- Statistician IV, ISD – Josephine Albino
- Statistician IV, EIID – Elena Varona
- Statistician III, BSSD – Anilor Fontanilla
- Statistician III, BSSD – Carole Blanco
- Statistician III, BSSD – Jean Floirendo
- Statistician III, ISD – Anita Brevia
- Statistician III, ISD – Felicidad Hebron
- Computer Programmer III, ITSRD – Renato Asuncion
- Computer Programmer III, ITSRD – Florencio Atentar
- Statistician II, BSSD – Felisa Abad
- Statistician II, BSSD – Emerson Aquino
- Statistician II, BSSD – Mari-Belle Dy
- Statistician II, BSSD – Glen Polo
- Statistician II, ISD – Jonyper Molejon
- Statistician II, ISD – Cherilyn Cosico
- Statistician II, ISD – Sharon Martinez

Terms of Reference:

- 1. Designs ASPBI, SICT and SECE questionnaires and other forms.
- 2. Conducts pre-test of the questionnaires through Focus Group Discussions with data suppliers.
- 3. Prepares Field Operations Plan including spotchecking.
- 4. Prepares Field Operations and Processing Manual.
- 5. Prepares Central Office Processing Manual.
- 6. Prepares requirements for NSCB survey clearance.
- 7. Consolidates narrative reports on field operations including spotchecking.
- 8. Conducts bi-monthly meetings and other meetings as the need arises.
- 9. Submits monthly progress report to the Technical Committee
- 10. Documents all proceedings of the Working Group and prepares relevant chapter of the procedural history.
- 11. Performs other duties as directed by Technical Committee

Secretariat: Statistician I, ISD – Jennette Herrera
 Statistician I, ISD – Joyce Egsan
 Statistician I, ISD – Aldrich Erquiza

B. Working Group on Sampling Design, Sample Selection and Estimation

Chairman: Chief, SSOD – Elsie Solidum
Vice-Chairman: Statistician IV, SSOD – Juanita Soriano
Members:

- Statistician III, BSSD – Jean Floirendo
- Statistician III, EIID – Karen Firshan
- Statistician III, ISD – Felicidad Hebron
- Statistician III, SSOD – Nenita Rebarter
- Statistician III, SSOD – Mario Ilagan II
- Information Systems Analyst III, ITSRD – Noel Perez
- Computer Programmer II, ITSRD – Rosalinda Sacdalan
- Statistician I, SSOD – Myra Yepes

Terms of Reference:

- 1. Determines and recommends scope and coverage for the ASPBI, SICT and SECE.

2. Reviews and develops sampling design for the ASPBI, SICT and SECE.
3. Prepares estimation procedures.
4. Prepares materials and presents sampling design for review and approval of Technical Committee and Steering Committee.
5. Draws samples for ASPBI, SICT and SECE.
6. Prepares control list of samples.
7. Conducts bi-monthly meetings and other meetings as the need arises.
8. Submits monthly progress report to the Technical Committee.
9. Documents all proceedings of the Working Group and prepares relevant chapter of the procedural history.
10. Performs other duties as directed by Technical Committee.

Secretariat: Statistician I, SSOD – Alex Polo
 Asst. Statistician, SSOD – Rizabelle Lorenzo
 Asst. Statistician, ITSD – Ismael Dayag Jr.

C. Working Group on Training

Chairman: Statistician IV, FTSS – Ma. Julieta Soliven
 Co-Chairman: Statistician III, FTSS – Soraya de Guzman
 Members:

Administrative Officer V, HRMD – Daisy Adlawan
 Statistician III, SSOD – Nenita Rebarter
[Computer Programmer III, ITSRD – Raymond Nimenio](#)
 Statistician II, BSSD – Belinda Intalan
 Statistician II, BSSD – Glenda Angeles
 Statistician II, EIID – Edgar Valerio Jr.
 Statistician II, ISD – Thelma Lofranco
 Statistician II, ISD – Jonyper Molejon
 Statistician II, ISD – Cecilia Matienzo
 Statistician I, ISD – Jose Alvin Almedilla
 Statistician I, ISD – Marcelina Flores
 Statistician I, FTSS – Epifanio Cruz Jr.

Terms of Reference:

1. Prepares training plan and training design.
2. Prepares training materials and travel order.
3. Consolidates Narrative Reports of training.
4. Prepares Evaluation Form for Trainers and Trainees
5. Prepares Training Evaluation Report.
6. Conducts bi-monthly meetings and other meetings as the need arises.
7. Submits monthly progress report to the Technical Committee.
8. Documents all proceedings of the Working Group and prepares relevant chapter of the procedural history.
9. Performs other duties as directed by Technical Committee.

Secretariat: Statistician I, ISD – Robert Concepcion
 Asst. Statistician, SSOD – Leilan Suerte Lachbayan

D. Working Group on Publicity and Data Dissemination

Chairman: Chief, EIID – Rosie Sta. Ana
 Co-Chairman: OIC-Chief, DISD – Vincent Morris Olaivar
 Members:

PRO, Office of the Administrator – Cristy Oliveros
 HRMO IV, Human Resource Management Division – Hilda Ballesfin
 Statistician III, SSOD – Nenita Rebarter
[Statistician III, EIID – Dulce Joy Sorino](#)
 Computer Programmer III, ITSRD – Renato Asuncion
 Statistician II, BSSD – Belinda Intalan
 Statistician II, BSSD – Glenda Angeles
 Statistician II, EIID – Francis Manalili
[Statistician II, EIID – Robert Alegre](#)
 Statistician II, ISD – Cecilia Matienzo
 Statistician II, SSOD – Elizabeth Pajigal

Terms of Reference:

1. Plans and implements publicity program.
2. Plans and organizes data dissemination fora.
3. Prepares publication plans.
4. Conducts bi-monthly meetings and other meetings as the need arises.
5. Submits monthly progress report to the Technical Committee.

Appendix 3

6. Documents all proceedings of the Working Group and prepares relevant chapter of the procedural history.
7. Performs other duties as directed by Technical Committee.

Secretariat: Statistician I, EIID – Teresita Miranda
Statistician I, EIID – Aldrin Nofies

E. Working Group on Logistics and Budget Preparation

Chairman: Statistician IV, BSSD – Apolinar Oblea

Co-Chairman: Statistician III, ISD – Jennifer Pevidal

Members:

Budget Officer IV, Budget Division – Evelyn Tolentino

Administrative Officer IV, Supply - Federico Boncato Jr.

[Statistician III, EIID - Alicia Lorenzo](#)

Statistician II, BSSD – Wilfredo Montano Jr.

Statistician II, BSSD – Ralph Bariata

Statistician II, BSSD – Marivic Acosta

Statistician II, ISD – Apolinario Rosario Jr.

Statistician II, SSOD – Redempta Velilla

Statistician I, BSSD – Harold Carpio

Statistician I, FTSS – Epifanio Cruz Jr.

Statistician I, BSSD – Blanca Niña Yabut

Statistician I, BSSD – Randy Ami

Statistician I, ISD – Jose Alvin Almedilla

Statistician I, ISD – Jessica Eustacio

Statistician I, SSOD – Alex Polo

Statistician I, SSOD – Myra Yepes

Freight Service Supervisor II, Administrative Services Division (ASD) – Vicente Cumagun

Terms of Reference:

1. Prepares budget/cost estimate
2. Prepares workload and manpower requirements.
3. Prepares allocation of supplies and materials, forms, questionnaires and manuals.
4. Coordinates with ASD the procurement of supplies and materials
5. Coordinates with the printing of questionnaires, manual and forms.
6. Coordinates with shipment of questionnaires, manual and materials to field offices.
7. Conducts bi-monthly meetings and other meetings as the need arises.
8. Submits monthly progress report to the Technical Committee.
9. Documents all proceedings of the Working Group and prepares relevant chapter of the procedural history.
10. Performs other duties as directed by Technical Committee.

Secretariat: Statistician I, BSSD – John Paul Sacop
Asst. Statistician, ITSD – Louis Ceralde

F. Working Group on Machine Processing

Chairman: Chief, BSSD – Katrina Esclamad

Co-Chairman: OIC-ISD – Dulce Regala

Members:

Chief, Information Technology Operations Division – Elpidio Nogales Jr.

Statistician IV, ISD – Josephine Albino

Information Systems Analyst III, ITSRD – Noel Perez

Computer Programmer III, ITSRD – Raymond Nimeno

Computer Programmer II, ITSRD – Enrique Maglalang

Statistician III, BSSD – Carole Blanco

Statistician III, BSSD – Anilor Fontanilla

Statistician III, ISD – Anita Breva

Statistician III, SSOD – Mario Ilagan II

Statistician II, BSSD – Stephen Bello

Statistician II, BSSD – Emerson Aquino

Statistician II, BSSD – Ralph Bariata

Statistician II, BSSD – Felisa Abad

Statistician II, BSSD – Glen Polo

Statistician II, ISD – Apolinario Rosario Jr.

Statistician II, ISD – Thelma Lofranco

Statistician II, ISD – Sharon Martinez

Statistician II, ISD – Cherilyn Cosico

Statistician I, BSSD – Belen Salvacion Aguilar

Statistician I, ISD – Myrly Lilia Cuachin

Terms of Reference:

- 1. Prepares tabulation formats and specifications.
- 2. Prepares machine edit specifications including Monitoring and Tracking System.
- 3. Prepares computer systems design.
- 4. Develops computer programs.
- 5. Prepares Machine Processing Manual.
- 6. Conducts bi-monthly meetings and other meetings as the need arises.
- 7. Submits monthly progress report to the Technical Committee.
- 8. Documents all proceedings of the Working Group and prepares relevant chapter of the procedural history.
- 9. Performs other duties as directed by Technical Committee.

Secretariat: Statistician I, BSSD – Miriam Dumalaog
Statistician I, BSSD – Randy Ami
Statistician I, ISD – Nalyn Calias

THIS SPECIAL ORDER SHALL TAKE EFFECT IMMEDIATELY AND SHALL CONTINUE TO BE ENFORCED UNTIL THE COMPLETION OF THE DUTIES AND RESPONSIBILITIES AS SPECIFIED IN THE TERMS OF REFERENCE.



CARMELITAN. BRICTA
Administrator

AO DAO
GAD HRMD BD
ITSD BSSD EIID ISD SSOD
All persons concerned

BSSD/GGP

NSO PUBLICATIONS

ANNUAL POVERTY INDICATORS SURVEY
ANNUAL SURVEY OF PHILIPPINE BUSINESS AND INDUSTRY
CENSUS FACTS AND FIGURES
CENSUS OF AGRICULTURE AND FISHERIES
CENSUS OF PHILIPPINE BUSINESS AND INDUSTRY
CENSUS OF POPULATION AND HOUSING
CENTENNIAL PUBLICATION (SPECIAL EDITION)
COMMODITY FLOW IN THE PHILIPPINES
FAMILY INCOME AND EXPENDITURE SURVEY
FAMILY PLANNING SURVEY
FOREIGN TRADE STATISTICS OF THE PHILIPPINES
FUNCTIONAL LITERACY, EDUCATION AND MASS MEDIA SURVEY
GENDER QUICKSTAT
HOUSEHOLD ENERGY CONSUMPTION SURVEY
HOUSEHOLD SURVEY ON DOMESTIC VISITORS
INTEGRATED SURVEY OF HOUSEHOLDS BULLETIN - LABOR FORCE SURVEY
JOURNAL OF PHILIPPINE STATISTICS
MATERNAL AND CHILD HEALTH SURVEY
MONOGRAPHS (BASED ON THE 1990 CPH)
MONTHLY BULLETIN OF STATISTICS
MONTHLY INTEGRATED SURVEY OF SELECTED INDUSTRIES
AND PRODUCERS PRICE INDEX
NATIONAL DEMOGRAPHIC AND HEALTH SURVEY
NATIONAL QUICKSTAT
PHILIPPINE INPUT-OUTPUT TABLE
PHILIPPINES IN FIGURES
PHILIPPINE POPULATION PROJECTIONS
PHILIPPINE YEARBOOK
PROVINCIAL PROFILE
REGIONAL QUICKSTAT
SPECIAL RELEASES
SPECIAL STUDIES
SURVEY ON CHILDREN 5-17 YEARS OLD
SURVEY ON OVERSEAS FILIPINOS
THE CONSUMER PRICE INDEX IN THE PHILIPPINES
VITAL STATISTICS REPORT



NSO PRODUCTS IN CD

PUBLIC USE FILES (PUF)

Annual Poverty Indicators Survey
Census of Agriculture
Census of Population and Housing
Family Income and Expenditure Survey
Family Planning Survey
Functional Literacy, Education and Mass Media Survey
Household Energy Consumption Survey
Household Survey on Domestic Visitors
Integrated Survey of Households Bulletin - Labor Force Survey
Maternal and Child Health Survey
National Demographic and Health Survey
Survey on Children 5-17 Years Old
Survey on Overseas Filipinos

OTHER PRODUCTS

CENSUS (Final Count) on CD
Consumer Price Index
DATOS (GIS)
Vital Statistics Report in Excel

PORTABLE DOCUMENT FILES (PDF)

Annual Poverty Indicators Survey
Annual Survey of Philippine Business and Industry
Census of Agriculture
Census of Fisheries (Philippines)
Census of Philippine Business and Industry
Census of Population (POPCEN)
Census of Population and Housing
Commodity Flow in the Philippines
Family Income and Expenditure Survey
Family Planning Survey
Foreign Trade Statistics of the Philippines
Functional Literacy, Education and Mass Media Survey
Household Energy Consumption Survey
Household Survey on Domestic Visitors
Journal of Philippine Statistics
Monthly Bulletin of Statistics
National Demographic and Health Survey
NSO Centennial
Philippines in Figures
Philippine Yearbook
Survey on Overseas Filipinos
Vital Statistics Report

NSO CONTACT INFORMATION

**LOOKING
FOR NSO
ON THE WEB?
VISIT US ON**

<http://www.census.gov.ph>

**INTERESTED
IN OUR
PUBLICATIONS?
WRITE OR CALL**

**DATABANK AND INFORMATION
SERVICES DIVISION**
EMAIL: info@census.gov.ph

5TH FLOOR, NSO-CVEA
EAST AVENUE, QUEZON CITY
TEL.: (632) 462-6600 LOCALS 833 / 834
TELEFAX: (632) 713-7081

**DOING SOME
RESEARCH WORK?
VISIT OR CALL**

NSO LIBRARY
MEZZANINE, SOLICAREL BUILDING II
R. MAGSAYSAY BOULEVARD
STA. MESA, MANILA
TEL: (632) 713-7090

**ASKING ABOUT
BIRTH, MARRIAGE
OR DEATH
CERTIFICATES?
VISIT OR CONTACT**

CIVIL REGISTRATION DEPARTMENT
VIBAL BUILDING, TIMES STREET
CORNER EDSA, QUEZON CITY
TEL. NOS.: (632) 926-7294
(632) 926-7204

NSO HELPLINE PLUS
TEL.: (632) 737-1111

<http://www.e-census.com.ph>

**WANT UPDATES
AND THE LATEST
NEWS ON NSO?**

NSO ON THE AIR

CENSUS SERBILIS SA RADYO
DZRB-RADYO NG BAYAN (738 KHZ)
EVERY SATURDAY, 6:15-7:00 AM

VERITAS SERBILIS SA BATAS
DZRV-RADIO VERITAS (846 KHZ)
EVERY WEDNESDAY, 4:00-5:00 PM
(WITH THE PUBLIC ATTORNEY'S OFFICE)

